



Contemporary. Minimal. Inspirational. **Foundations** desking draws upon a contemporary minimal aesthetic, paring down furniture structure and surface to its essence to reveal an architecture of simple horizontal and vertical planar elements.

Each piece is designed to serve the needs of a changing office landscape, elevating the look and function of the private office and taking into account the diverse uses of meeting rooms in the modern work environment. Designed by Christopher Wright.


Foundations components for the private office include modular desks, credenzas and wall storage units punctuated by niches set into the vertical plane of the unit. Personal items or work tools can be stored in niches, desks and storage components that combine to suit individual work styles.

Features and Benefits

- Workwalls support configurations or function as display backdrops
- Niches are designed to accept tackboards, remote-controlled LED lighting and flat screen monitors
- Wall units can be specified with LED lighting.
- Power, data and cable management accessories are available on any Foundations unit, including boardroom tables to meet exact requirements.
- A full array of complementary conference room furnishings are available to coordinate the entire office.



Open frame leg



Workwall niche offers a surface, storage or display.



Workwall with integrated storage credenza.

GENERAL INFORMATION

- Foundations includes workwalls, single- and double-pedestal desks and executive desk extensions, bridges and transaction counters
- Storage components include credenzas, bench storage, wall-mounted and freestanding storage
- Two- or three-tone finish options allow for a distinctive aesthetic
- Executive desk extensions are supported by an open frame leg or elevated pedestals
- Modular wall units, pedestals and credenzas allow for scalable storage solutions; components accommodate L- and U-shaped configurations, as well as desk and workwall/credenza combinations.
- For environmental certification, please visit globalfurnituregroup.com

CONSTRUCTION

- Engineered veneer is real wood that through a manufacturing process of slicing, dyeing, gluing and re-slicing achieves consistent wood grain and color structure.
- Veneer is purchased by the block and sliced into a rift cut slip matched pattern to a thickness of 0.6mm (1/42"). Global lays up rift cut veneers in a slip match method.

FINISHES

- Conversion varnish (similar to catalyzed lacquer, but tougher), 25 degree sheen. Finishes are not buffed or rubbed.
- All Global wood casegood products are veneered and finished on the back sides (360° finishing), except modular under-surface storage - tops and backs are unfinished.
- Touch up kits available, includes a touch up marker and fill crayon. Order **VTOUCHUPKIT, \$175** list. Specify finish when ordering.
- Global standard finish, on oak and walnut, is open pore and on cherry and maple is semi-closed pore. If a full finish is required for walnut, cherry, anigre and maple tops, Add the suffix "2" to the finish code and Add 5% to the base pricing for each product.

CUSTOM FINISH IS AVAILABLE.

PEDESTALS AND CREDENZAS

- Suspended 7.5" off the floor by an open framed aluminum leg
- Locks are always located on the side panel.
- Handle placement is offset from the center, towards the lock
- Overall height is 26.5"
- Pedestal drawer suspensions are metal ball bearing type. Both box and file drawers are full extension.
- Hanging file rails are pre-installed on file drawer perimeters. The back rail in a lateral file drawer is designed for both letter and legal size filing.
- Drawer sides and bottoms are wrapped black vinyl.
- Drawer front is an applied element to a four sided drawer. Drawer fronts are veneered on all surfaces. Drawer fronts can be removed or replaced in the field.
- Leveling glides have 1" range of adjustment.

HARDWARE

- All necessary hardware to assemble the furniture is included in the shipment. Actual wall-attachment fasteners for wall cabinets and tackboards are not included due to variable site conditions.
- Hanging file rails are pre-installed on file drawer perimeters and accommodate both legal and letter size filing. Legal filing can be achieved either as side-to-side or front-to-back. Letter filing can be achieved as front-to-back filing only.
- Connecting brackets are used to attached bridges and returns to desk, and are shipped pre-attached to the bottom of the bridge or return. Additional screws are shipped in a plastic bag.

INSTALLATION

- **Wall-mounted cabinets and tackboards** are shipped with preattached horizontal wall rails at the back of each unit. The wall-side components must be detached from the unit and fastened to the wall accordingly. Wall fasteners are not included due to the variable site conditions. Securing the wall rail to a vertical structural member is the required manner of installation. The cabinet or tackboard is then lowered on to the wall rail. It is important to level the wall rail before installation. Wall cabinets are equipped with levelers at the bottom of the back panels for proper cabinet alignment. Units with doors are equipped with adjustable European door hinges to assist in door alignment. It is required to use a #8 wood screw through the back of the cabinet and the wall-mounted rail, to further secure the wall attachment. Tackboards have vertical grooves in the back for tasklight wiring.
- **Transaction counter and decorative panels** are shipped knock down. To assemble it follow the assembly instruction sheet included. To secure the transaction counter to the desk, double sided tape is applied to the bottom of the end panels. Included screws must be used to attach the decorative panel to the desk.
- **Modular storage units:** Have pre-drilled holes through the tops for securing to the bottom of the work surfaces. Screws and lock keys are included in a plastic bag fastened inside the pedestal. Pedestals may be installed flush or offset. Disassemble the modular unit first before relocating the entire unit to avoid damage or bodily injuries.
- **Work Walls:** Incorporate storage units, credenzas and niches of different sizes, attached to the base with connecting bolts. Upper units are installed with plastic dowels. Small connectors are supplied to secure the units thru the side panels. Complete assembly instruction is included with the wall unit. All necessary connectors and dowels are shipped in a plastic bag.
- **Credenza backpanels and display walls:** Optional credenza backpanels and display walls are attached to the units with supplied quick connectors. To assemble the display wall follow the assembly instructions included. All connectors and screws are shipped in a plastic bag.
- **Tables:** All table components are shipped in multiple boxes. Screws and table connectors are packed in a separate box identified with the label "Hardware Enclosed". Assembly instructions for specific tables are included.

1. SPECIFY MODEL NUMBER

2. SPECIFY FINISH

WORKSURFACE TOP & DRAWER/DOOR FRONTS, BODY FINISHES (INCLUDING PEDESTALS) - VENEER

Foundations Engineered Veneer Finishes (Horizontal Grain Standard):

Code	Finish	Veneer Type	Cut
NTF	Natural	Maple Reconstituted	Rift
TLF	Twilight	Maple Reconstituted	Rift
CIF	Chai	White Oak Reconstituted	Rift
FGF	Fig	White Oak Reconstituted	Rift
STF	Sumatra	White Oak Reconstituted	Rift
MTF	Metro	White Oak Reconstituted	Rift
MSF	Mesa	White Oak Reconstituted	Rift
CHF	Cashmere	White Oak Reconstituted	Rift
SNF	Sienna	White Oak Reconstituted	Rift
WIF	Winter	White Oak Reconstituted	Rift

METAL LEG FINISH (Casegoods):

SGR Silver Glimmer

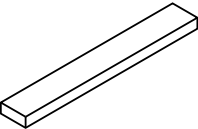
METAL LEG FINISHES (Conference Tables):

BLKT Black Textured
TUNT Tungsten Textured
DWTT Designer White Textured

3. SPECIFY OPTIONS

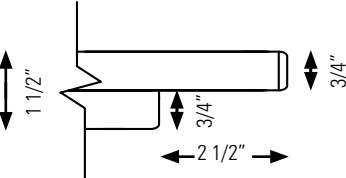
Handle

- Handles are standard on most drawers/storage modules.

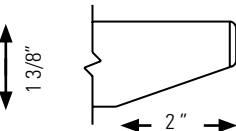


PL83 Anodized Aluminum, 7.2"

Edges



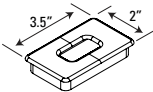
Edge Detail - Casegoods



Edge Detail - Conference Tables

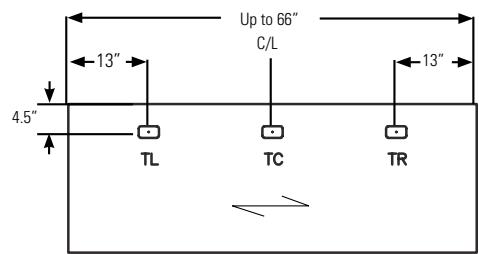
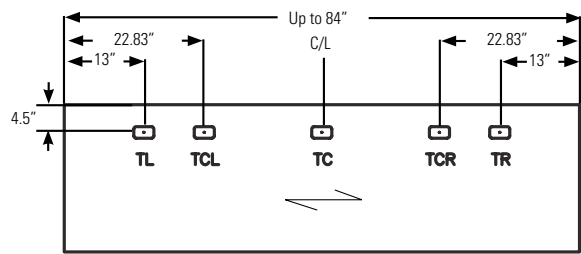
Grommets

- Standard grommet on all components is **GM5**. Grommets are included with products where shown in product line drawings.
- Optional grommets may be ordered in standard worksurface locations (left, center or right). Order as **GM5L, GM5C or GM5R**. Add \$103.
- Grommet hole dimensions are 3.5" x 2". Specify **GM5E** for **Black** or **GM5K** for **Tungsten**.
- Color of grommet will be automatically coordinated with handle color where applicable

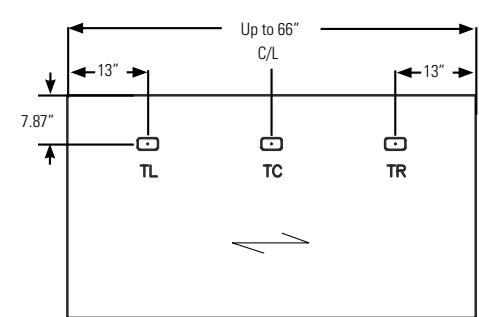
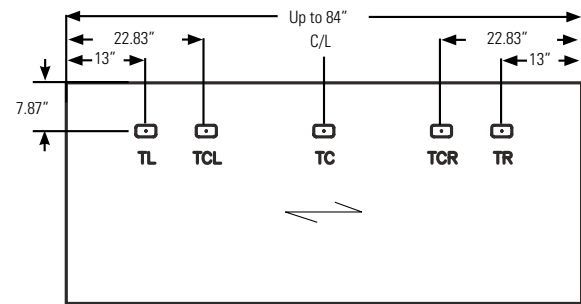


- Components that come standard with grommet may be ordered without a grommet. Order as **RSG** - Add \$57.
- View diagrams on the following pages for additional details.

For tops up to 24"D



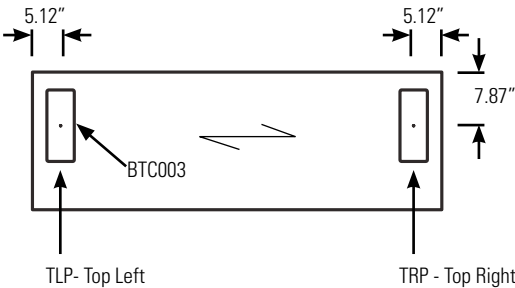
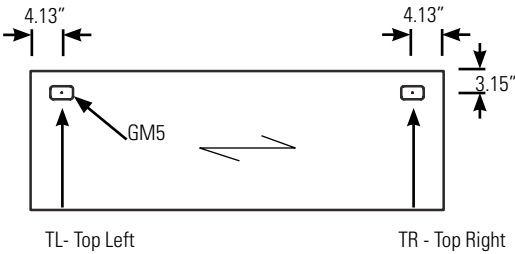
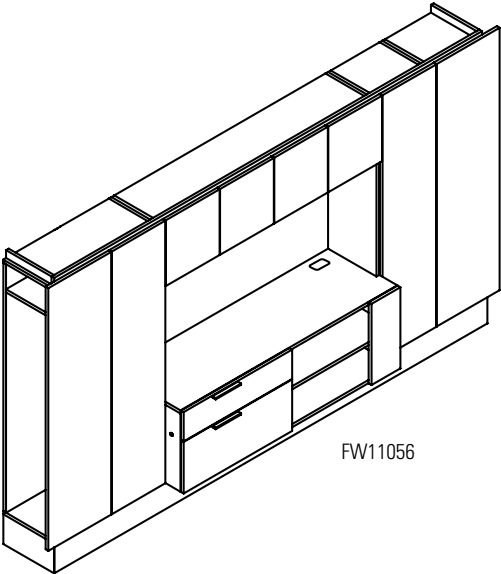
For tops 30" to 36"D



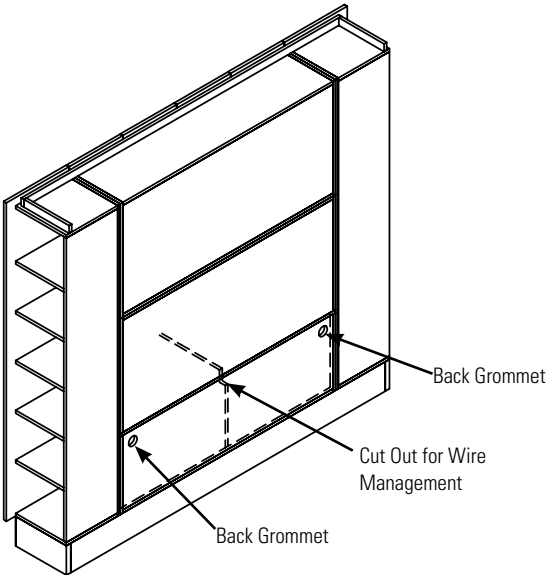
F FOUNDATIONS - NOTES

Optional Grommet Locations on Work Walls

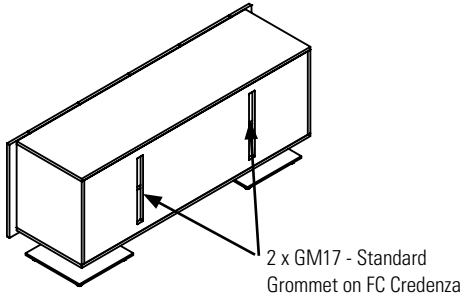
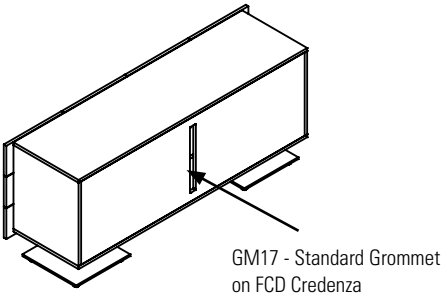
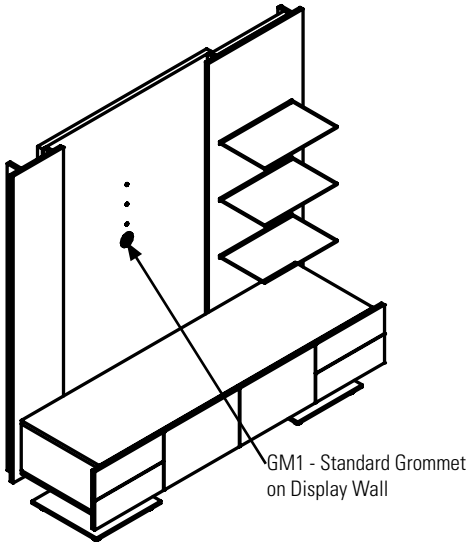
Grommets and Grommet Locations must be specified.



Standard Grommet Locations on Work Walls



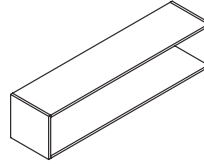
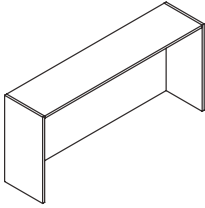
FW9570-IR Back View



Work Wall Display Niches

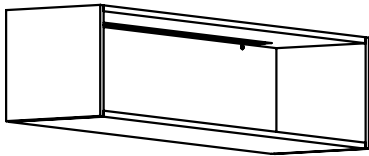
- Available widths 15", 30", 45", 60" wide.
- Available heights 14", 28", 42" high.
- Maximum niche dimension 60" wide is 42" high.
- Maximum niche dimension 75" wide is 28" high.

When a niche is placed on 20" cantilevered storage there is no bottom. When a niche is placed between storage components it always has a bottom.

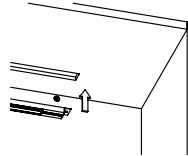
**Work Wall Lighting**

- LED lights for niches must be specified at time of manufacture. When more than one LED light is required in a work wall configuration, a single remote switch is included. Up to four LED lights can work off a single transformer.

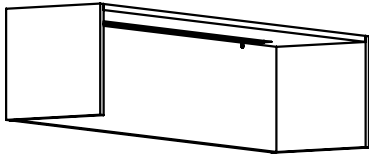
Four sided niche with routed upper panel for LED light.




Niche is routed on inside top panel & back is drilled for wire pass through.



Open bottom niche with routed upper panel for LED light.



LED lights available in 12", 24", 36" and 48" widths.



CONFERENCE TABLES DETAILS

Optional Grommet Locations for Conference Table Tops

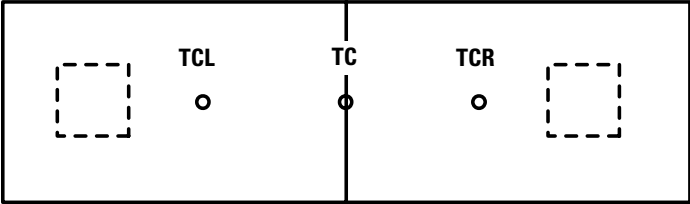
Grommets and Grommet Locations must be specified.

For tables that are 48" wide and 96", 120", 144" or 168" long:

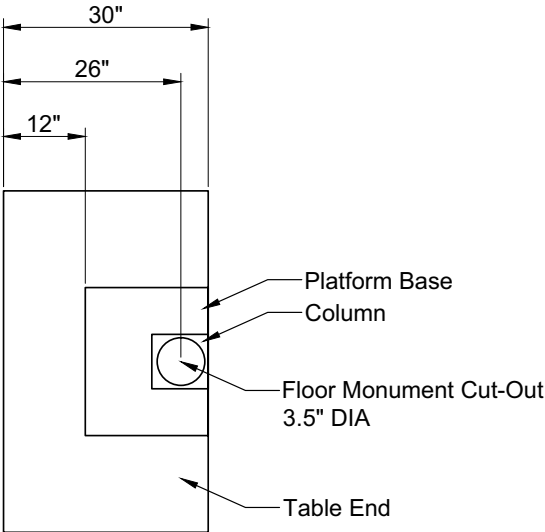
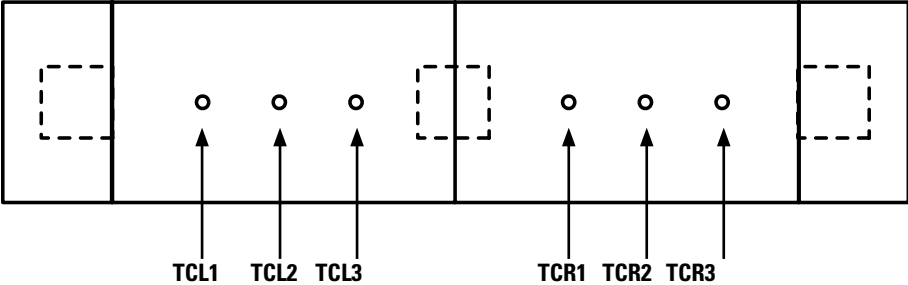
TCL - Top Center Left

TCR - Top Left

TC - Top Center

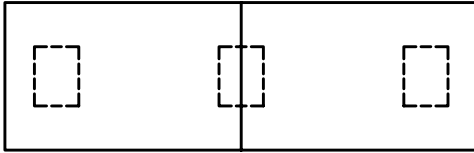


For tables that are 48" wide and 192" or 216" long and tables that are 60" wide and 168", 192", 216" or 240' long:

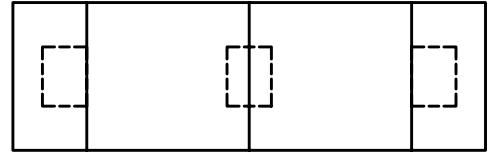


Conference Table Top and Base Guide


Conference Table, two piece Top with 3 Bases



Sectional Conference Table with 3 Bases



Conference Table, two piece Top with 2 Bases



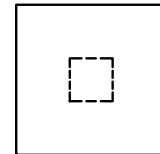
Sectional Conference Table with 2 Bases



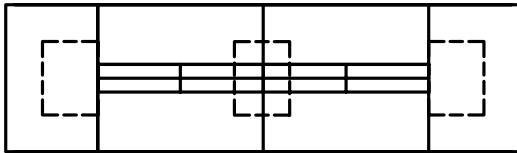
Conference Table, one piece Top with 2 Bases



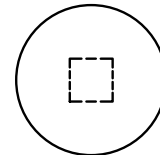
Square Table Top with Mono Base



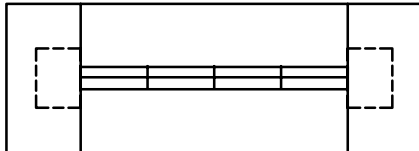
Sectional Conference Table with Technology Trough and 3 Bases



Round Table Top with Mono Base



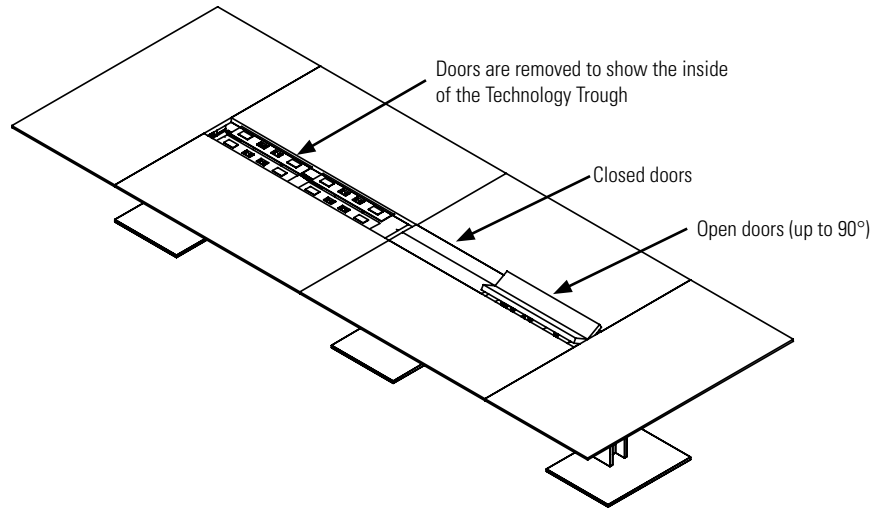
Sectional Conference Table with Technology Trough and 2 Bases



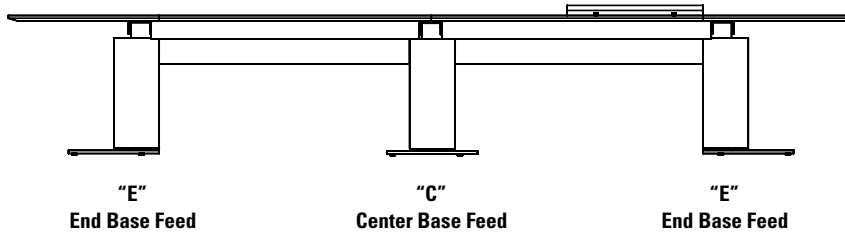
Sectional Conference Table with Technology Trough and 2 Bases



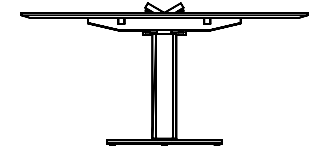
Note: Different Table Shapes are available.



Side View



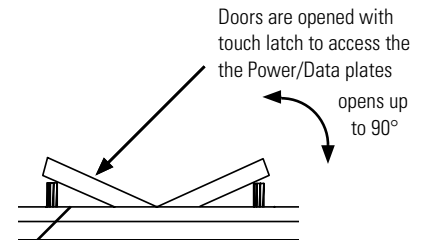
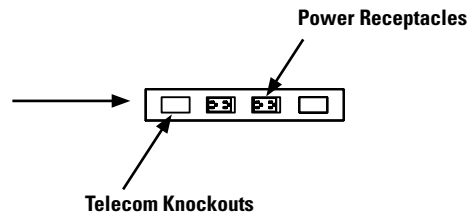
End View



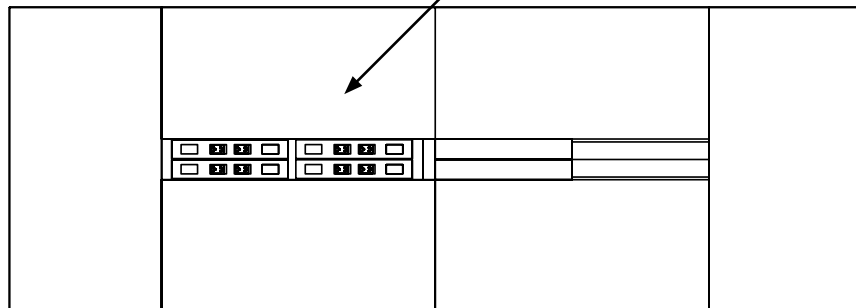
Power kits are included.

Two power receptacles and two telecom knockouts per door are standard.

Telecom plates will be shipped separately. If no telecom plate is specified, blank coverplate will be included.

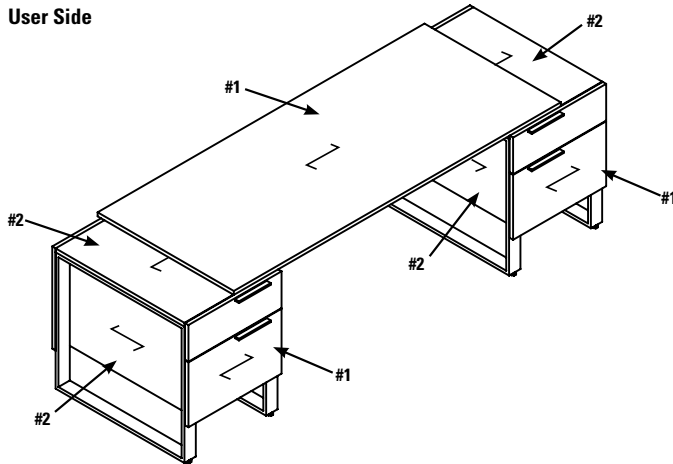
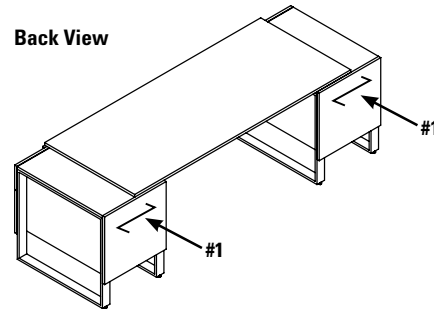


End View Detail

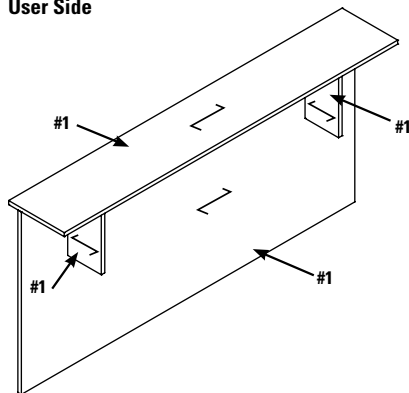
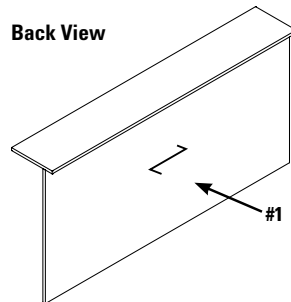


FINISH SPECIFICATIONS**Double and Single Pedestal Desks**

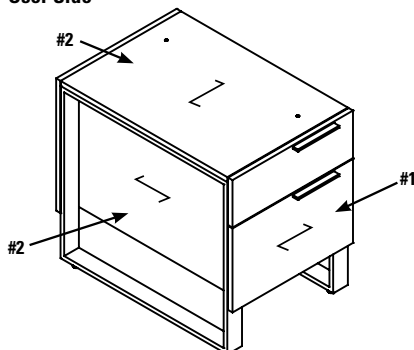
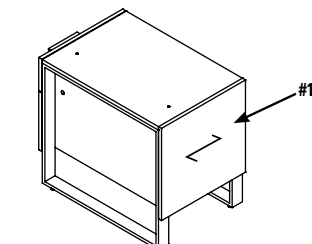
- For desks two finishes can be specified.
- The first finish in the product string, indicated as #1.
- The second finish in the product string indicated as #2.
- If only one finish is indicated, the entire unit will be monotone.
- **Note:** Horizontal grain direction is standard on all engineered finishes. If natural veneer is required, the grain direction will be vertical. Arrow indicates direction of grain.

User Side**Back View****Transaction Counter and Decorative Panel**

- For Transaction Counter and Decorative Panel, only one finish can be specified.
- Arrow indicates direction of grain

User Side**Back View****Pedestals**

- For Pedestals, two finishes can be specified.
- The first finish in the product string, indicated as #1.
- The second finish in the product string indicated as #2.
- If only one finish is indicated, the entire unit will be monotone.

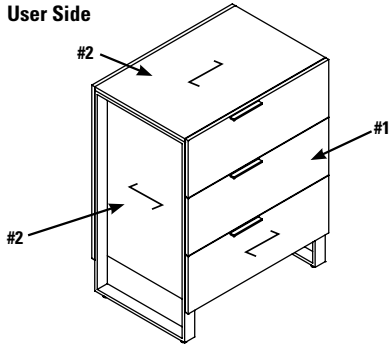
User Side**Back View**

F FOUNDATIONS - NOTES

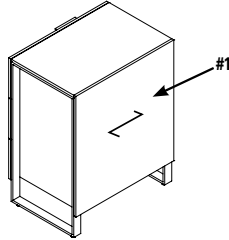
Lateral Files

- For Lateral Files two finishes can be specified.
- The first finish in the product string, indicated as **#1**.
- The second finish in the product string indicated as **#2**.
- If only one finish is indicated, the entire unit will be monotone.
- Arrow indicates direction of grain

User Side



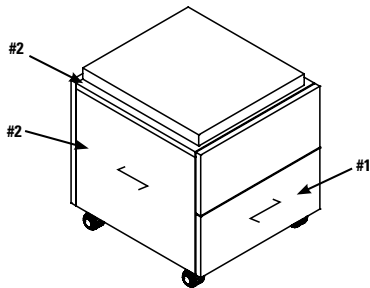
Back View



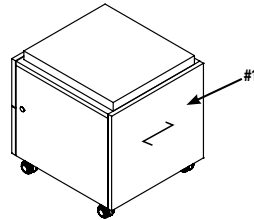
Mobile Pedestals

- For Mobile Pedestals, two finishes can be specified.
- The first finish in the product string, indicated as **#1**.
- The second finish in the product string indicated as **#2**.
- If only one finish is indicated, the entire unit will be monotone.
- Arrow indicates direction of grain

User Side



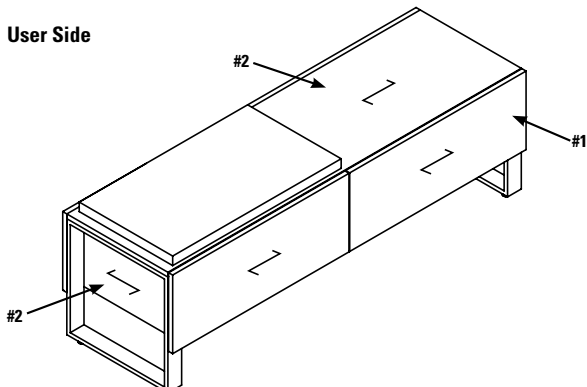
Back View



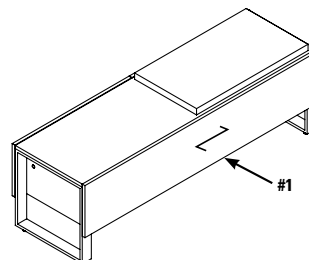
Benches

- For Benches, two finishes can be specified.
- The first finish in the product string, indicated as **#1**.
- The second finish in the product string indicated as **#2**.
- If only one finish is indicated, the entire unit will be monotone.
- Arrow indicates direction of grain

User Side

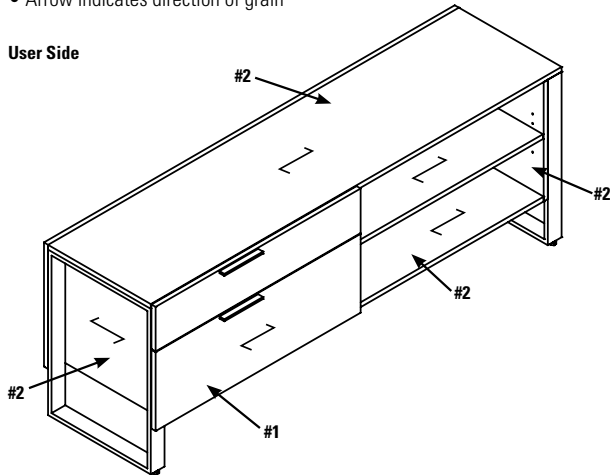
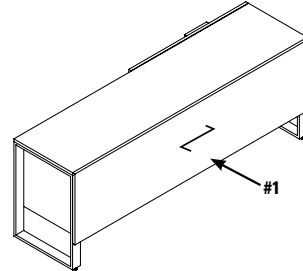


Back View

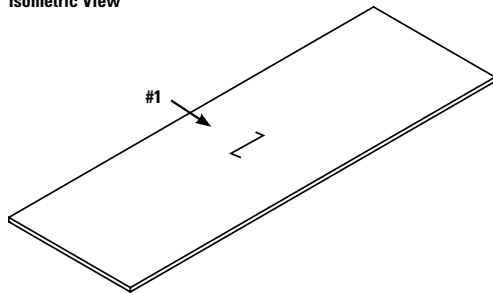



Credenzas

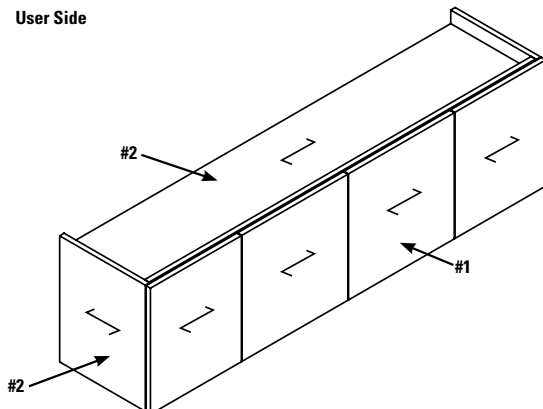
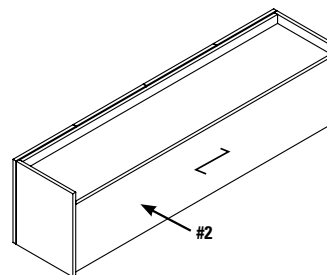
- For Credenzas, two finishes can be specified.
- The first finish in the product string, indicated as **#1**.
- The second finish in the product string indicated as **#2**.
- If only one finish is indicated, the entire unit will be monotone.
- Arrow indicates direction of grain

User Side**Back View****Modular Tops**

- For Modular Tops, only one finish can be specified.
- Arrow indicates direction of grain

Isometric View**End View****Wall Mounted Overheads**

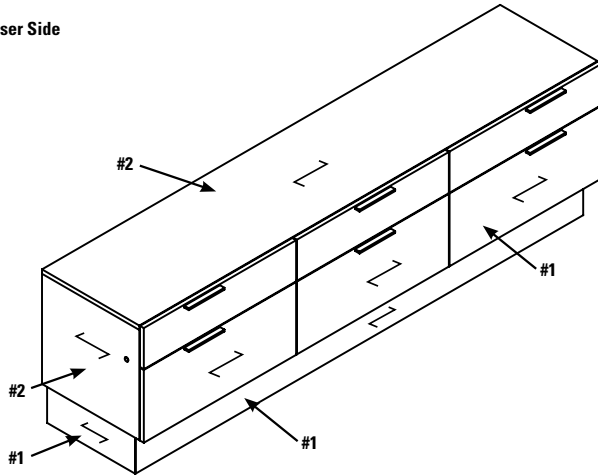
- For wall mounted overheads, two finishes can be specified.
- The first finish in the product string, indicated as **#1**.
- The second finish in the product string indicated as **#2**.
- If only one finish is indicated, the entire unit will be monotone.
- Arrow indicates direction of grain

User Side**Back View**

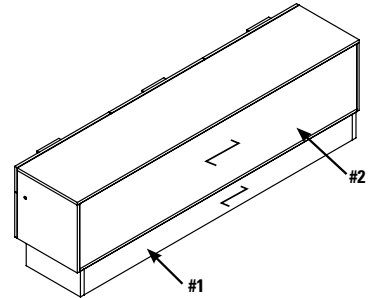
Work Wall Credenzas

- Two finishes can be specified.
- The first finish in the product string, indicated as **#1**.
- The second finish in the product string indicated as **#2**.
- If only one finish is indicated, the entire unit will be monotone.
- Arrow indicates direction of grain

User Side

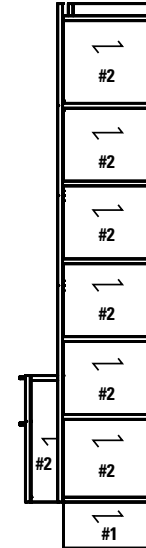
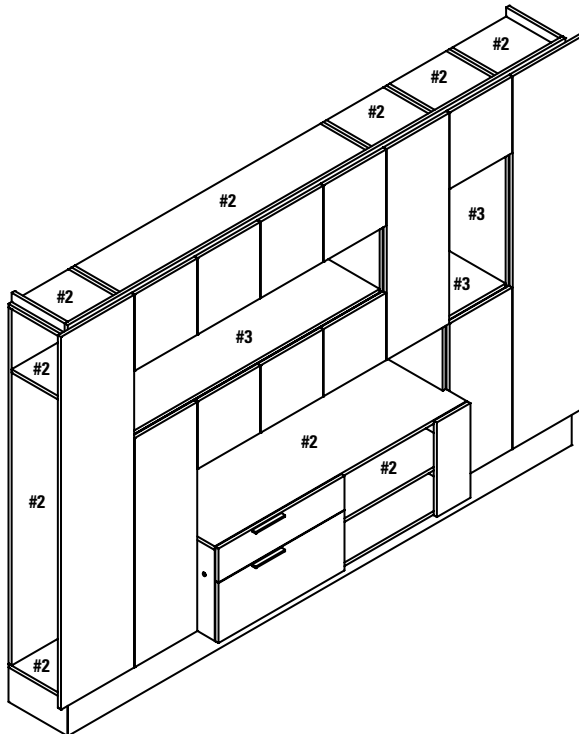


Back View



Work Wall Credenzas

- Three finishes can be specified.
- The first finish in the product string, indicated as **#1**.
- The second finish in the product string indicated as **#2**.
- The third finish in the product string indicated as **#3**.
- If only one finish is indicated, the entire unit will be monotone.
- Horizontal grain direction is standard on all engineered finishes. If natural veneer is required, the grain direction will be vertical. Arrow indicates direction of grain

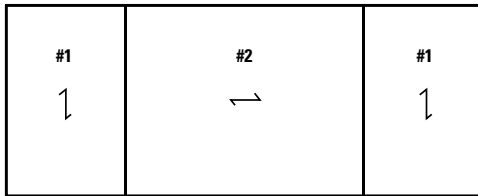
Front View**Side View****Isometric View**

F FOUNDATIONS - NOTES

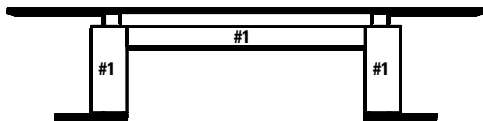
Sectional Top with two bases

- Two finishes can be specified.
- The first finish in the product string, indicated as **#1**.
- The second finish in the product string indicated as **#2**.
- If only one finish is indicated, the entire unit will be monotone.
- Arrow indicates direction of grain

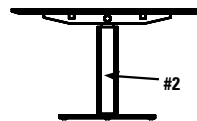
Top View



Side View



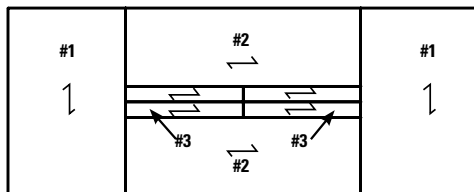
End View



Sectional Top with Technology Trough and bases

- Three finishes can be specified.
- The first finish in the product string, indicated as **#1**.
- The second finish in the product string indicated as **#2**.
- The third finish in the product string indicated as **#3**.
- If only one finish is indicated, the entire unit will be monotone.
- Arrow indicates direction of grain

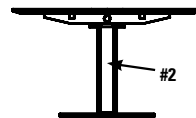
Top View



Side View

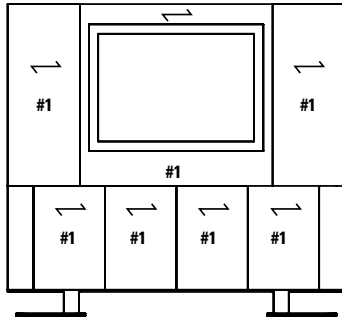
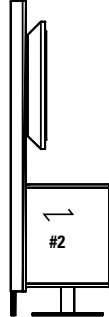
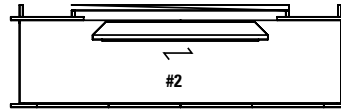


End View

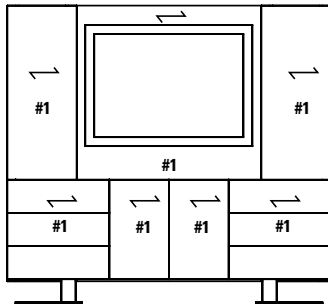
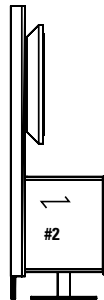
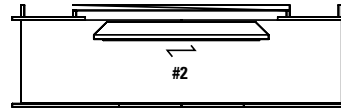


Full Storage Credenza with two sets of Storage Cabinets and Display Wall

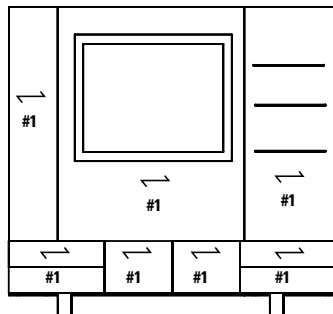
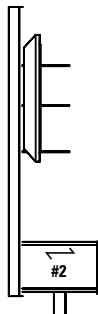
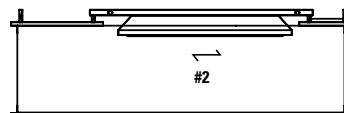
- Two finishes can be specified.
- The first finish in the product string, indicated as **#1**.
- The second finish in the product string indicated as **#2**.
- If only one finish is indicated, the entire unit will be monotone.
- Arrow indicates direction of grain

Front View**Side View****Top View****Full Storage Credenza with BBB, Storage Cabinet, BBB and Display Wall**

- Two finishes can be specified.
- The first finish in the product string, indicated as **#1**.
- The second finish in the product string indicated as **#2**.
- If only one finish is indicated, the entire unit will be monotone.
- Arrow indicates direction of grain

Front View**Side View****Top View****Full Storage Credenza with BB, Storage Cabinet, BB and Display Wall**

- Two finishes can be specified.
- The first finish in the product string, indicated as **#1**.
- The second finish in the product string indicated as **#2**.
- If only one finish is indicated, the entire unit will be monotone.
- Arrow indicates direction of grain

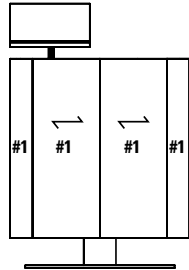
Front View**Side View****Top View**

Lectern

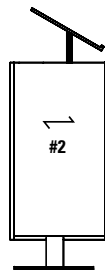
- Two finishes can be specified.
- The first finish in the product string, indicated as **#1**.
- The second finish in the product string indicated as **#2**.
- If only one finish is indicated, the entire unit will be monotone.
- Arrow indicates direction of grain

FLEC-36 Lectern

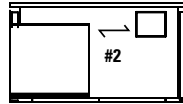
Front View



Side View



Top View

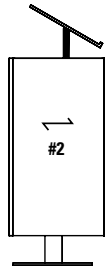


FLEC-24 Lectern

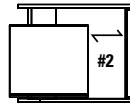
Front View



Side View



Top View

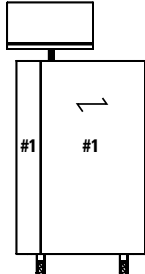


Mobile Units

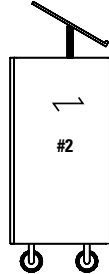
- Two finishes can be specified.
- The first finish in the product string, indicated as **#1**.
- The second finish in the product string indicated as **#2**.
- If only one finish is indicated, the entire unit will be monotone.
- Arrow indicates direction of grain

Mobile Lectern

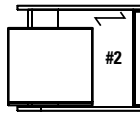
Front View



Side View

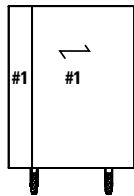


Top View

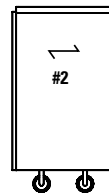


Mobile Tech Cart

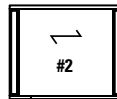
Front View



Side View

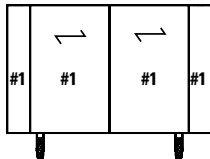


Top View

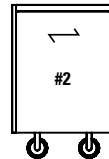


Mobile Server

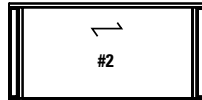
Front View



Side View



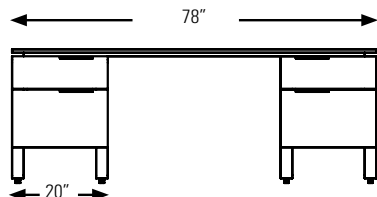
Top View



DESKS - NOTES

- Horizontal grain direction is standard on all engineered finishes.
- Tops are constructed with two 3/4" thick panels, laminated together to create a total thickness of 1.5".
- All pedestals are suspended 7.5" off the floor by an open framed leg, and can be installed flush or offset
- Pedestals are handed:
 - Left pedestals have the handle offset from the center to the right, and the lock is placed on the right end panel
 - Right pedestals have the handle offset from the center to the left, and the lock is placed on the left end panel
- Modesty panels are available as an optional upgrade in wood or glass on Desks
- Grommets are available as an option on Desks and most Credenzas.
- **NOTE:** Arrow indicates direction of grain

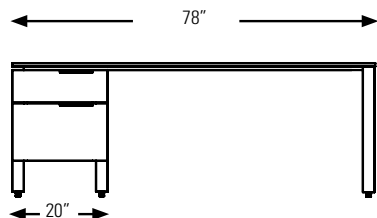
Double Pedestal Desk with Box/File installed flush.



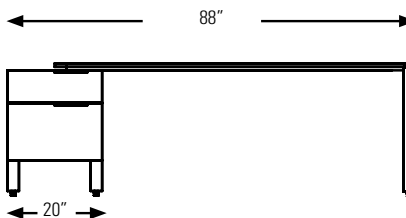
Double Pedestal Desk with Box/File installed offset.
Add 20" to the overall width of the top.



Single Pedestal Desk with Box/File installed flush.

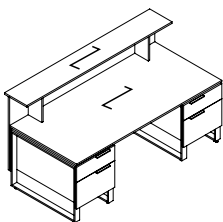


Single Pedestal Desk with Box/File installed offset.
Add 10" to the overall width of the top.

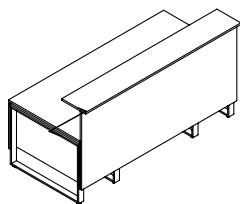


By adding a Transaction Counter Top with Decorative Front Panel (**FGTT**) to a Desk, the Desk can be used as a Reception Desk:

User View



Guest View



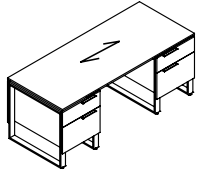
Required Specifications

Veneer Finish
Edge

Optional Specifications

Grommet

DOUBLE PEDESTAL DESKS



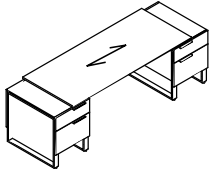
Double Pedestal Desk

MODEL#	DIMENSIONS	FREIGHT CLASS	WT/LBS.	CUBIC FT.	LIST PRICE
--------	------------	---------------	---------	-----------	------------

D x W x H

FD8436BB	36 x 84 x 28	85	201	15	\$12195
FD7836BB	36 x 78 x 28	85	192	15	\$11957
FD7236BB	36 x 72 x 28	92.5	177	15	\$11660
FD8430BB	30 x 84 x 28	85	184	15	\$11587
FD7830BB	30 x 78 x 28	92.5	176	15	\$11397
FD7230BB	30 x 72 x 28	92.5	163	14	\$11125

Standard with **flush box/file** pedestals on **left** and **right**.

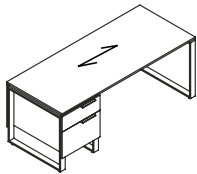


Double Pedestal Desk

FD8436BBOS	36 x 104 x 28	85	201	15	\$12578
FD7836BBOS	36 x 98 x 28	85	192	15	\$12344
FD7236BBOS	36 x 92 x 28	92.5	177	15	\$12042
FD8430BBOS	30 x 104 x 28	85	184	15	\$11975
FD7830BBOS	30 x 98 x 28	92.5	176	15	\$11783
FD7230BBOS	30 x 92 x 28	92.5	163	14	\$11511

Standard with **offset box/file** pedestals on **left** and **right**. Model # represents worksurface dimension only.

SINGLE PEDESTAL DESKS

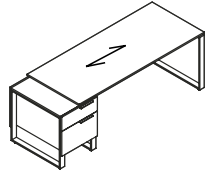


Single Pedestal Desk - LEFT

MODEL#	DIMENSIONS	FREIGHT CLASS	WT/LBS.	CUBIC FT.	LIST PRICE
--------	------------	---------------	---------	-----------	------------

FSL8436B	36 x 84 x 28	85	201	15	\$8872
FSL7836B	36 x 78 x 28	85	192	15	\$8634
FSL7236B	36 x 72 x 28	92.5	177	15	\$8310
FSL8430B	30 x 84 x 28	85	184	15	\$8265
FSL7830B	30 x 78 x 28	92.5	176	15	\$8071
FSL7230B	30 x 72 x 28	92.5	163	14	\$7803

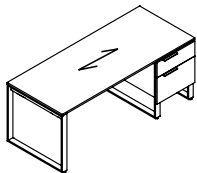
Standard with **flush box/file** pedestal on **left**.



Single Pedestal Desk - LEFT

FSL8436BOS	36 x 94 x 28	85	201	15	\$9259
FSL7836BOS	36 x 88 x 28	85	192	15	\$9020
FSL7236BOS	36 x 82 x 28	92.5	177	15	\$8693
FSL8430BOS	30 x 94 x 28	85	184	15	\$8650
FSL7830BOS	30 x 88 x 28	92.5	176	15	\$8461
FSL7230BOS	30 x 82 x 28	92.5	163	14	\$8188

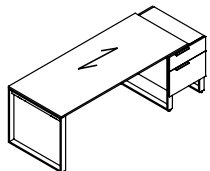
Standard with **offset box/file** pedestal on **left**. Model # represents worksurface dimension only.



Single Pedestal Desk - RIGHT

FSR8436B	36 x 84 x 28	85	201	15	\$8872
FSR7836B	36 x 78 x 28	85	192	15	\$8634
FSR7236B	36 x 72 x 28	92.5	177	15	\$8310
FSR8430B	30 x 84 x 28	85	184	15	\$8265
FSR7830B	30 x 78 x 28	92.5	176	15	\$8071
FSR7230B	30 x 72 x 28	92.5	163	14	\$7803

Standard with **flush box/file** pedestal on **right**.



Single Pedestal Desk - RIGHT

FSR8436BOS	36 x 94 x 28	85	201	15	\$9259
FSR7836BOS	36 x 88 x 28	85	192	15	\$9020
FSR7236BOS	36 x 82 x 28	92.5	177	15	\$8693
FSR8430BOS	30 x 94 x 28	85	184	15	\$8650
FSR7830BOS	30 x 88 x 28	92.5	176	15	\$8461
FSR7230BOS	30 x 82 x 28	92.5	163	14	\$8188

Standard with **offset box/file** pedestal on **right**. Model # represents worksurface dimension only.

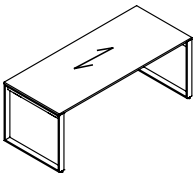
Required Specifications

Top finish
Body finish

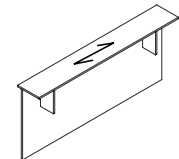
Optional Specifications

Grommet
Modesty Panel

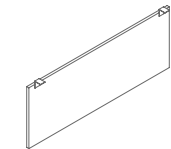
DESK SHELL



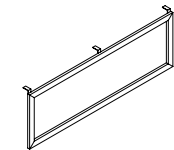
Desk Shell*



Transaction Counter



Hanging Wood Modesty Panel



Hanging Glass Modesty Panel

MODEL# DIMENSIONS FREIGHT CLASS WT/LBS. CUBIC FT. LIST PRICE

	D x W x H				
FT7236	36 x 72 x 28	85	201	15	\$5851
FT6636	36 x 66 x 28	85	192	15	\$5585
FT6036	36 x 60 x 28	92.5	177	15	\$5337
FT7230	30 x 72 x 28	85	184	15	\$5142
FT6630	30 x 66 x 28	92.5	176	15	\$4938
FT6030	30 x 60 x 28	92.5	163	14	\$4738

FGTT8412	12 x 84 x 42	250	73	21	\$3905
FGTT7812	12 x 78 x 42	250	68	19	\$3743
FGTT7212	12 x 72 x 42	250	63	18	\$3495

Rectangular transaction counter with decorative panel.

FCMP70W	0.75 x 70 x 18	--	25	1	\$1746
FCMP66W	0.75 x 66 x 18	--	24	1	\$1707
FCMP64W	0.75 x 64 x 18	--	23	1	\$1693
FCMP62W	0.75 x 62 x 18	--	22	1	\$1674
FCMP60W	0.75 x 60 x 18	--	22	1	\$1504
FCMP58W	0.75 x 58 x 18	--	21	1	\$1652
FCMP56W	0.75 x 56 x 18	--	20	1	\$1646
FCMP54W	0.75 x 54 x 18	--	20	1	\$1637
FCMP50W	0.75 x 50 x 18	--	18	1	\$1621
FCMP48W	0.75 x 48 x 18	--	18	1	\$1613
FCMP42W	0.75 x 42 x 18	--	16	1	\$1504
FCMP36W	0.75 x 36 x 18	--	14	1	\$1292
FCMP30W	0.75 x 30 x 18	--	12	1	\$1080

Hanging wood modesty panel. Attaches to underside of worksurface. **Cannot be retrofitted in the field.**
Not sold individually - to be ordered as an upgrade option only.

FCMP70G	0.75 x 70 x 18	--	25	1	\$2812
FCMP66G	0.75 x 66 x 18	--	24	1	\$2722
FCMP64G	0.75 x 64 x 18	--	23	1	\$2659
FCMP62G	0.75 x 62 x 18	--	22	1	\$2511
FCMP60G	0.75 x 60 x 18	--	22	1	\$2141
FCMP58G	0.75 x 58 x 18	--	21	1	\$2367
FCMP56G	0.75 x 56 x 18	--	20	1	\$2348
FCMP54G	0.75 x 54 x 18	--	20	1	\$2266
FCMP50G	0.75 x 50 x 18	--	18	1	\$2205
FCMP48G	0.75 x 48 x 18	--	18	1	\$2165
FCMP42G	0.75 x 42 x 18	--	16	1	\$2141
FCMP36G	0.75 x 36 x 18	--	14	1	\$2124
FCMP30G	0.75 x 30 x 18	--	12	1	\$2101

Aluminum framed glass modesty panel with frosted glass (standard). Attaches to underside of worksurface. **Cannot be retrofitted in the field. Not sold individually - to be ordered as an upgrade option only.**
• For white back painted glass, please contact Customer Care for pricing.

Required Specifications

Top finish
Body finish

Optional Specifications

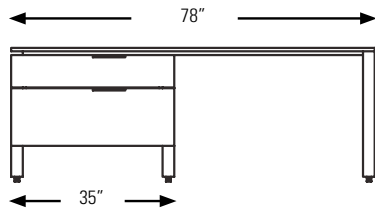
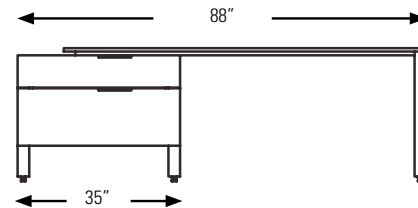
Grommet
Modesty Panel*

CRENZAS - NOTES

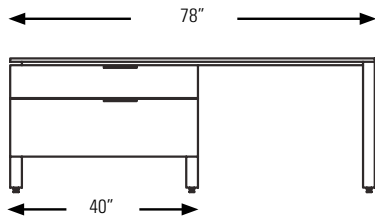
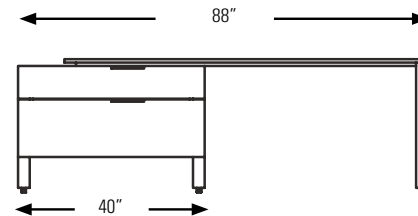
D x W x H

- Horizontal grain direction is standard on all engineered finishes.
- Tops are constructed with two 3/4" thick panels, laminated together to create a total thickness of 1.5".
- All pedestals are suspended 7.5" off the floor by an open framed leg, and can be installed flush or offset
- Pedestals are handed:
 - Left pedestals have the handle offset from the center to the right, and the lock is placed on the right end panel
 - Right pedestals have the handle offset from the center to the left, and the lock is placed on the left end panel
- Modesty panels are available in wood or glass
- Grommets can be specified on Credenza Tops.
- **NOTE:** Arrow indicates direction of grain

Single Pedestal Credenza with 35" Lat. Box/File installed flush

Single Pedestal Credenza with 35" Lat. Box/File installed offset
Adds 10" to overall width

Single Pedestal Credenza with 40" Lat. Box/File installed flush.

Double Pedestal Credenza with 40" Lat. Box/File installed offset.
Adds 10" to overall width

SINGLE PEDESTAL CRENZAS

MODEL#

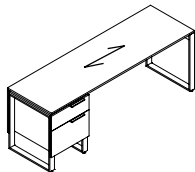
DIMENSIONS

FREIGHT CLASS

WT/LBS.

CUBIC FT.

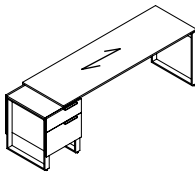
LIST PRICE



Single Pedestal Credenza - LEFT

Standard with **flush box/file** pedestal on **left**.

FCCL7824B	24 x 78 x 28	85	160	12	\$8009
FCCL7224B	24 x 72 x 28	85	151	12	\$7753
FCCL7820B	20 x 78 x 28	85	153	11	\$7520
FCCL7220B	20 x 72 x 28	85	144	11	\$7284



Single Pedestal Credenza - LEFT

FCCL7824BOS	24 x 88 x 28	85	160	12	\$8059
FCCL7224BOS	24 x 82 x 28	85	151	12	\$7753
FCCL7820BOS	20 x 88 x 28	85	153	11	\$7573
FCCL7220BOS	20 x 82 x 28	85	144	11	\$7284

Standard with **offset box/file** pedestal on **left**. Model # represents worksurface dimension only.

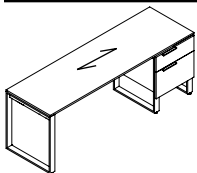
Required Specifications

Top finish
Body finish

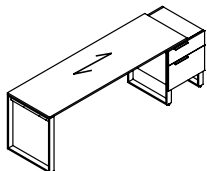
Optional Specifications

Grommet

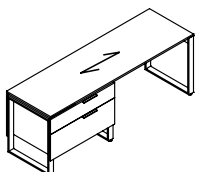
SINGLE PEDESTAL CREDENZAS



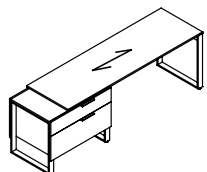
Single Pedestal Credenza - RIGHT



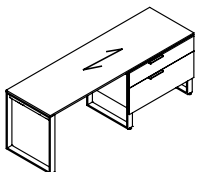
Single Pedestal Credenza - RIGHT



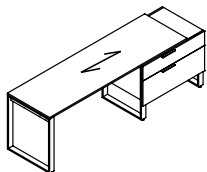
Single Pedestal Credenza - LEFT



Single Pedestal Credenza - LEFT



Single Pedestal Credenza - RIGHT



Single Pedestal Credenza - RIGHT

MODEL#	DIMENSIONS	FREIGHT CLASS	WT/LBS.	CUBIC FT.	LIST PRICE
--------	------------	---------------	---------	-----------	------------

D x W x H

FCCR7824B	24 x 78 x 28	85	160	12	\$8009
FCCR7224B	24 x 72 x 28	85	151	12	\$7753
FCCR7820B	20 x 78 x 28	85	153	11	\$7520
FCCR7220B	20 x 72 x 28	85	144	11	\$7284

Standard with **flush box/file** pedestal on **right**.

FCCR7824BOS	24 x 88 x 28	85	160	12	\$8059
FCCR7224BOS	24 x 82 x 28	85	151	12	\$7753
FCCR7820BOS	20 x 88 x 28	85	153	11	\$7573
FCCR7220BOS	20 x 82 x 28	85	144	11	\$7284

Standard with **offset box/file** pedestal on **right**. Model # represents worksurface dimension only.

FCC35L7824H	24 x 78 x 28	92.5	188	18	\$8639
FCC35L7224H	24 x 72 x 28	100	179	18	\$8381
FCC35L7820H	20 x 78 x 28	92.5	179	15	\$8106
FCC35L7220H	20 x 72 x 28	92.5	170	15	\$7868

Standard with **flush 35" lateral box/file** pedestal on **left**.

FCC35L7824HOS	24 x 88 x 28	92.5	188	18	\$8985
FCC35L7224HOS	24 x 82 x 28	100	179	18	\$8725
FCC35L7820HOS	20 x 88 x 28	92.5	179	15	\$8454
FCC35L7220HOS	20 x 82 x 28	92.5	170	15	\$8215

Standard with **offset 35" lateral box/file** pedestal on **left**. Model # represents worksurface dimension only.

FCC35R7824H	24 x 78 x 28	92.5	188	18	\$8639
FCC35R7224H	24 x 72 x 28	100	179	18	\$8381
FCC35R7820H	20 x 78 x 28	92.5	179	15	\$8106
FCC35R7220H	20 x 72 x 28	92.5	170	15	\$7868

Standard with **flush 35" lateral box/file** pedestal on **right**.

FCC35R7824HOS	24 x 88 x 28	92.5	188	18	\$8985
FCC35R7224HOS	24 x 82 x 28	100	179	18	\$8725
FCC35R7820HOS	20 x 88 x 28	92.5	179	15	\$8454
FCC35R7220HOS	20 x 82 x 28	92.5	170	15	\$8215

Standard with **offset 35" lateral box/file** pedestal on **right**. Model # represents worksurface dimension only.


Required Specifications

Top finish
Body finish

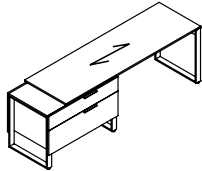
Optional Specifications

Grommet


SINGLE PEDESTAL CREDENZAS



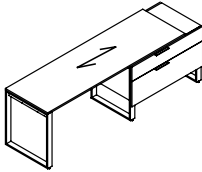
Single Pedestal Credenza - LEFT



Single Pedestal Credenza - LEFT



Single Pedestal Credenza - RIGHT



Single Pedestal Credenza - RIGHT

MODEL#	DIMENSIONS	FREIGHT CLASS	WT/LBS.	CUBIC FT.	LIST PRICE
D x W x H					
FCC40L7824H	24 x 78 x 28	100	198	20	\$8939
FCC40L7224H	24 x 72 x 28	100	189	20	\$9029
FCC40L7820H	20 x 78 x 28	92.5	188	17	\$8493
FCC40L7220H	20 x 72 x 28	92.5	179	17	\$8252

Standard with **flush 40" lateral box/file** pedestal on **left**.

FCC40L7824HOS	24 x 88 x 28	100	198	20	\$9284
FCC40L7224HOS	24 x 82 x 28	100	189	20	\$9029
FCC40L7820HOS	20 x 88 x 28	92.5	188	17	\$8837
FCC40L7220HOS	20 x 82 x 28	92.5	179	17	\$8599

Standard with **offset 40" lateral box/file** pedestal on **left**. Model # represents worksurface dimension only.

FCC40R7824H	24 x 78 x 28	100	198	20	\$8939
FCC40R7224H	24 x 72 x 28	100	189	20	\$9029
FCC40R7820H	20 x 78 x 28	92.5	188	17	\$8493
FCC40R7220H	20 x 72 x 28	92.5	179	17	\$8252

Standard with **flush 40" lateral box/file** pedestal on **right**.

FCC40R7824HOS	24 x 88 x 28	100	198	20	\$9284
FCC40R7224HOS	24 x 82 x 28	100	189	20	\$9029
FCC40R7820HOS	20 x 88 x 28	92.5	188	17	\$8837
FCC40R7220HOS	20 x 82 x 28	92.5	179	17	\$8599

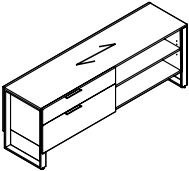
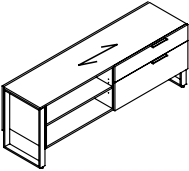
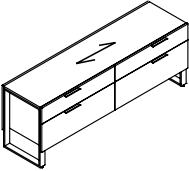
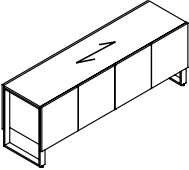

Standard with **offset 40" lateral box/file** pedestal on **right**. Model # represents worksurface dimension only.

Required Specifications	Optional Specifications
Top finish	Grommet
Body finish	

FULL STORAGE CREDENZAS - NOTES

D x W x H

- Horizontal grain direction is standard on all engineered finishes.
- Tops are 3/4" thick with flat edge.
- All pedestals are suspended 7.5" off the floor by an open framed leg, and can be installed flush or offset.
- Handles are standard on all drawer fronts.
- Doors will open with touch latch.
- Units placed on the left have the handle offset from the center to the left, and the lock is placed on the left side panel.
- Units placed on the right have the handle offset from the center to the right, and the lock is placed on the right side panel.
- Units intended to be used with overlapping bridges or returns.
- **NOTE:** Arrow indicates direction of grain

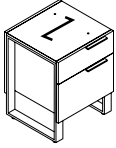
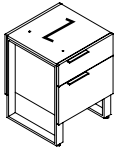
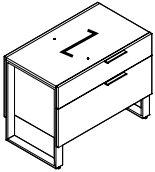
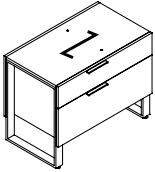
FULL STORAGE CREDENZAS	MODEL#	DIMENSIONS	FREIGHT CLASS	WT/LBS.	CUBIC FT.	LIST PRICE
	FCC7424HO	24 x 74.5 x 26.75	125	203	29	\$7809
	FCC6424HO	24 x 64.5 x 26.75	125	186	25	\$6884
	FCC7420HO	20 x 74.5 x 26.75	125	187	24	\$7440
	FCC6420HO	20 x 64.5 x 26.75	100	171	21	\$6545
	Standard with lateral box/file on left and open storage on right . Handle and lock on left. • If using in a freestanding application, must specify modular top.					
	FCC7424OH	24 x 74.5 x 26.75	125	203	29	\$7809
	FCC6424OH	24 x 64.5 x 26.75	125	186	25	\$6884
	FCC7420OH	20 x 74.5 x 26.75	125	187	24	\$7440
	FCC6420OH	20 x 64.5 x 26.75	100	171	21	\$6545
	Standard with open storage on left and lateral box/file on right . Handle and lock on right. • If using in a freestanding application, must specify modular top.					
	FCC7424HH	24 x 74.5 x 26.75	100	265	29	\$8862
	FCC6424HH	24 x 64.5 x 26.75	100	238	25	\$7765
	FCC7420HH	20 x 74.5 x 26.75	92.5	251	24	\$8440
	FCC6420HH	20 x 64.5 x 26.75	92.5	226	21	\$7399
	Standard with lateral box/file on left and right . Handles and locks on left and right. • If using in a freestanding application, must specify modular top.					
	FCC7424GG	24 x 74.5 x 26.75	150	171	29	\$7756
	FCC6424MM	24 x 64.5 x 26.75	125	152	25	\$7028
	FCC7420GG	20 x 74.5 x 26.75	125	153	24	\$7126
	FCC6420MM	20 x 64.5 x 26.75	125	136	21	\$6463
	Standard with four doors and adjustable shelves on left and right . • If using in a freestanding application, must specify modular top.					
	FCC3624G	24 x 36 x 26.75	150	171	29	\$4849
	FCC3024M	24 x 30 x 26.75	125	152	25	\$4042
	FCC3620G	20 x 36 x 26.75	125	153	24	\$4334
	FCC3020M	20 x 30 x 26.75	125	136	21	\$3612
	Standard with two doors and adjustable shelves . • If using in a freestanding application, must specify modular top.					

Required Specifications	Optional Specifications
Top finish	Grommet
Body finish	

MODULAR STORAGE - NOTES

D x W x H

- Horizontal grain direction is standard on all engineered finishes.
- All pedestals are suspended 7.5" off the floor by an open framed leg, and can be installed flush or offset
- Pedestals are handed:
 - Left pedestals have the handle offset from the center to the right, and the lock is placed on the right gable
 - Right pedestals have the handle offset from the center to the left, and the lock is placed on the left gable
- All modular pedestals have pre-drilled holes on the top for easy connection to worksurface.
- **NOTE:** Arrow indicates direction of grain

MODULAR STORAGE	MODEL#	DIMENSIONS	FREIGHT CLASS	WT/LBS.	CUBIC FT.	LIST PRICE
	F2036BL	36 x 20.5 x 26.75	100	99	11	\$4669
	F2030BL	30 x 20.5 x 26.75	100	90	10	\$4449
	F2024BL	24 x 20.5 x 26.75	92.5	83	8	\$4192
	F2020BL	20 x 20.5 x 26.75	92.5	78	7	\$3988
	For use under a freestanding desk or credenza. Top pre-drilled to attach to worksurface. One box/file drawer.					
	F2036BR	36 x 20.5 x 26.75	100	99	11	\$4669
	F2030BR	30 x 20.5 x 26.75	100	90	10	\$4449
	F2024BR	24 x 20.5 x 26.75	92.5	83	8	\$4192
	F2020BR	20 x 20.5 x 26.75	92.5	78	7	\$3988
	For use under a freestanding desk or credenza. Top pre-drilled to attach to worksurface. One box/file drawer.					
	F4024HL	24 x 40 x 26.75	125	121	16	\$5490
	F3524HL	24 x 35 x 26.75	125	111	14	\$5186
	F4020HL	20 x 40 x 26.75	100	113	13	\$5325
	F3520HL	20 x 35 x 26.75	100	104	11	\$4938
	For use under a freestanding desk or credenza. Top pre-drilled to attach to worksurface. One lateral box/file drawer.					
	F4024HR	24 x 40 x 26.75	125	121	16	\$5490
	F3524HR	24 x 35 x 26.75	125	111	14	\$5186
	F4020HR	20 x 40 x 26.75	100	113	13	\$5325
	F3520HR	20 x 35 x 26.75	100	104	11	\$4938
	For use under a freestanding desk or credenza. Top pre-drilled to attach to worksurface. One lateral box/file drawer.					

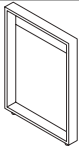
Required Specifications

Front finish
Top/body finish

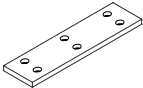
Optional Specifications

Grommet

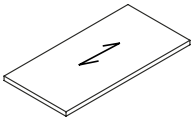
MODULAR STORAGE



Frame Leg



Top Connecting Bracket



Modular Top*

MODEL#	DIMENSIONS D x W x H	FREIGHT CLASS	WT/LBS.	CUBIC FT.	LIST PRICE
FLEG36	2.5 x 36 x 27.5	250	6	3	\$1260
FLEG30	2.5 x 30 x 27.5	250	6	3	\$1155
FLEG24	2.5 x 24 x 27.5	250	5	2	\$1070
FLEG20	2.5 x 20 x 27.5	250	5	2	\$979

FCON36	31 x 10 x .75	150	4	1	\$266
FCON30	25 x 10 x .75	150	4	1	\$245
FCON24	19 x 10 x .75	250	3	1	\$240
FCON20	15 x 10 x .75	250	3	1	\$222

F8436T	36 x 84 x 1.5	60	95	3	\$3463
F7836T	36 x 78 x 1.5	65	88	3	\$3222
F7236T	36 x 72 x 1.5	65	82	3	\$2973
F8430T	30 x 84 x 1.5	65	80	3	\$2897
F7830T	30 x 78 x 1.5	65	73	3	\$2701
F7230T	30 x 72 x 1.5	60	67	2	\$2472
F6630T	30 x 66 x 1.5	60	62	2	\$2289
F6030T	30 x 60 x 1.5	65	56	2	\$2088
F5430T	30 x 54 x 1.5	65	51	2	\$1887
F8424T	24 x 84 x 1.5	60	67	2	\$2575
F7824T	24 x 78 x 1.5	60	62	2	\$2390
F7424T	24 x 74 x 1.5	65	58	2	\$2268
F7224T	24 x 72 x 1.5	65	53	2	\$2136
F6624T	24 x 66 x 1.5	65	51	2	\$2055
F6424T	24 x 64 x 1.5	65	49	2	\$1925
F6024T	24 x 60 x 1.5	65	47	2	\$1799
F5424T	24 x 54 x 1.5	70	42	2	\$1668
F4824T	24 x 48 x 1.5	60	38	1	\$1542
F4224T	24 x 42 x 1.5	60	34	1	\$1352
F8420T	20 x 84 x 1.5	60	64	2	\$2371
F7820T	20 x 78 x 1.5	60	60	2	\$2199
F7420T	20 x 74 x 1.5	65	51	2	\$2088
F7220T	20 x 72 x 1.5	65	51	2	\$1961
F6620T	20 x 66 x 1.5	65	49	2	\$1898
F6420T	20 x 64 x 1.5	65	47	2	\$1790
F6020T	20 x 60 x 1.5	65	45	2	\$1663
F5420T	20 x 54 x 1.5	60	40	1	\$1538
F4820T	20 x 48 x 1.5	60	36	1	\$1415
F4220T	20 x 42 x 1.5	60	31	1	\$1239

3/4" top with flat edge. 3/4" subtop inset 2.5" all around. For crossgrain veneer pattern, add (CG) to the end of the product code. When connecting two tops together, a connecting bracket must be specified. Use the width of the smallest top to determine the correct bracket size (i.e. for a 20"D top, order FCON20). Optional grommet may be specified.


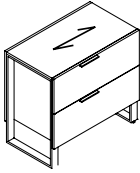

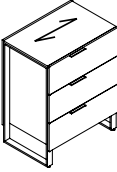
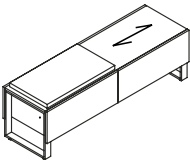
Required Specifications
Top finish*

Optional Specifications
Grommet*

FREESTANDING STORAGE - NOTES

D x W x H

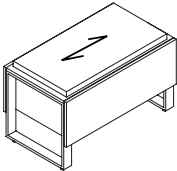
- Horizontal grain direction is standard on all engineered finishes.
- All pedestals are suspended 7.5" off the floor by an open framed leg, and can be installed flush or offset
- Pedestals are handed:
 - Left pedestals have the handle offset from the center to the right, and the lock is placed on the right gable
 - Right pedestals have the handle offset from the center to the left, and the lock is placed on the left gable
- Bench drawers do not come with a handle. They open by pulling the bottom edge of the drawer.
- Cushions will be field installed. On double width benches, the cushion can either be installed left or right.
- On mobile pedestals, the lock will be placed on the right gable.
- **NOTE:** Arrow indicates direction of grain

FREESTANDING STORAGE	MODEL#	DIMENSIONS	FREIGHT CLASS	WT/LBS.	CUBIC FT.	LIST PRICE
	FN3524L	24 x 35 x 32	100	152	17	\$5696
	FN3520L	20 x 35 x 32	100	144	15	\$5420
	FN3524R	24 x 35 x 32	100	152	17	\$5696
	FN3520R	20 x 35 x 32	100	144	15	\$5420
	FN35243L	24 x 35 x 44.5	92.5	220	22	\$7251
	FN35203L	20 x 35 x 44.5	92.5	212	19	\$6929
	FN35243R	24 x 35 x 44.5	92.5	220	22	\$7251
	FN35203R	20 x 35 x 44.5	92.5	212	19	\$6929
	FBENKK6420	20 x 64.5 x 21	100	167	17	\$6216
Bench, Two File Drawers w/Cushion* With two file drawers and cushion . Standard in grade 2 seating fabric. Locks on left and right.						

Required Specifications

Front finish
Top/body finish
Fabric*

FREESTANDING STORAGE

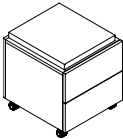


Bench, One File Drawer w/Cushion

MODEL#	DIMENSIONS	FREIGHT CLASS	WT/LBS.	CUBIC FT.	LIST PRICE
--------	------------	---------------	---------	-----------	------------

	D x W x H				
FBENK3520	20 x 35 x 21	92.5	99	9	\$4515

With **one file drawer** and **cushion**. Standard in grade 2 seating fabric. Lock on right.



Mobile Box/Box Pedestal w/Cushion

F20BMCU	20 x 20.5 x 20.5	70	87	5	\$3066
---------	------------------	----	----	---	--------

With **two box drawers** and **cushion**. Standard in grade 2 seating fabric. Lock on right. Casters are locking.

Required Specifications

Front finish

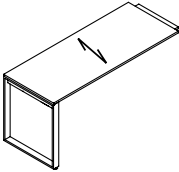
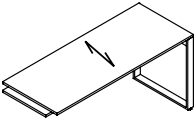
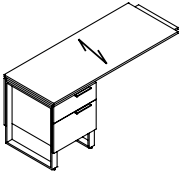
Top/body finish

Fabric

RETURNS - NOTES

D x W x H

- Horizontal grain direction is standard on all engineered finishes.
- Tops are constructed with two 3/4" thick panels, laminated together to create a total thickness of 1.5".
- Returns can be connected to wall credenzas and single pedestal desks
- All pedestals are suspended 7.5" off the floor by an open framed leg, and can be installed flush or offset
- Pedestals are handed:
 - Left pedestals have the handle offset from the center to the right, and the lock is placed on the left gable.
 - Right pedestals have the handle offset from the center to the left, and the lock is placed on the right gable.
- The standard grain direction on return tops is cross grain (**CG**). To remove cross grain veneer pattern on top, delete suffix "**CG**" from the model number (no upcharge)
- One Connecting Bracket is included.
- **NOTE:** Arrow indicates direction of grain

RETURNS	MODEL#	DIMENSIONS	FREIGHT CLASS	WT/LBS.	CUBIC FT.	LIST PRICE
 <p>Executive Return - LEFT</p>	D x W x H					
	FERL6624CG	24 x 66 x 28	85	59	4	\$3838
	FERL6024CG	24 x 60 x 28	85	55	4	\$3580
	FERL5424CG	24 x 54 x 28	85	50	4	\$3384
	FERL4824CG	24 x 48 x 28	70	46	3	\$3246
	FERL4224CG	24 x 42 x 28	85	42	3	\$2675
	FERL6620CG	20 x 66 x 28	85	57	4	\$3489
	FERL6020CG	20 x 60 x 28	85	53	4	\$3255
	FERL5420CG	20 x 54 x 28	70	48	3	\$3075
	FERL4820CG	20 x 48 x 28	85	44	3	\$2951
	FERL4220CG	20 x 42 x 28	85	39	3	\$2430
Return has no pedestal . For use with right handed single pedestal desks, credenzas, or desk shells.						
 <p>Executive Return - RIGHT</p>	FERR6624CG	24 x 66 x 28	85	59	4	\$3838
	FERR6024CG	24 x 60 x 28	85	55	4	\$3580
	FERR5424CG	24 x 54 x 28	85	50	4	\$3384
	FERR4824CG	24 x 48 x 28	70	46	3	\$3246
	FERR4224CG	24 x 42 x 28	85	42	3	\$2675
	FERR6620CG	20 x 66 x 28	85	57	4	\$3489
	FERR6020CG	20 x 60 x 28	85	53	4	\$3255
	FERR5420CG	20 x 54 x 28	70	48	3	\$3075
	FERR4820CG	20 x 48 x 28	85	44	3	\$2951
	FERR4220CG	20 x 42 x 28	85	39	3	\$2430
Return has no pedestal . For use with left handed single pedestal desks, credenzas, or desk shells.						
 <p>Executive Return - LEFT</p>	FERL6624BCG	24 x 66 x 28	85	137	10	\$6405
	FERL6024BCG	24 x 60 x 28	85	133	10	\$6157
	FERL5424BCG	24 x 54 x 28	85	128	10	\$6024
	FERL4824BCG	24 x 48 x 28	85	124	9	\$5897
	FERL4224BCG	24 x 42 x 28	85	120	9	\$5711
	FERL6620BCG	20 x 66 x 28	85	130	9	\$6102
	FERL6020BCG	20 x 60 x 28	85	126	9	\$5867
	FERL5420BCG	20 x 54 x 28	70	121	8	\$5739
	FERL4820BCG	20 x 48 x 28	85	117	8	\$5618
	FERL4220BCG	20 x 42 x 28	85	112	8	\$5441
Return has flush box/file pedestal on the left . For use with right handed single pedestal desks, credenzas, or desk shells.						

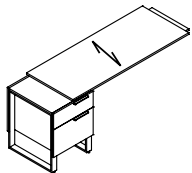
Required Specifications

Top finish
Body finish

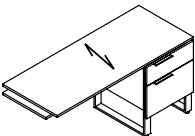
Optional Specifications

Grommet

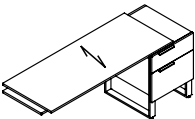
EXECUTIVE RETURNS



Executive Return - LEFT



Executive Return - RIGHT



Executive Return - RIGHT

MODEL#	DIMENSIONS D x W x H	FREIGHT CLASS	WT/LBS.	CUBIC FT.	LIST PRICE
FERL6624BOSCG	24 x 76 x 28	85	137	10	\$7094
FERL6024BOSCG	24 x 70 x 28	85	133	10	\$6157
FERL5424BOSCG	24 x 64 x 28	85	128	10	\$6024
FERL4824BOSCG	24 x 58 x 28	85	124	9	\$5897
FERL4224BOSCG	24 x 52 x 28	85	120	9	\$5711
FERL6620BOSCG	20 x 76 x 28	85	130	9	\$6447
FERL6020BOSCG	20 x 70 x 28	85	126	9	\$5867
FERL5420BOSCG	20 x 64 x 28	70	121	8	\$5739
FERL4820BOSCG	20 x 58 x 28	85	117	8	\$5618
FERL4220BOSCG	20 x 52 x 28	85	112	8	\$5441

Return has **offset box/file pedestal** on the **left**. For use with right handed single pedestal desks, credenzas, or desk shells.
Model # represents worksurface dimension only.

FERR6624BCG	24 x 66 x 28	85	137	10	\$6405
FERR6024BCG	24 x 60 x 28	85	133	10	\$6157
FERR5424BCG	24 x 54 x 28	85	128	10	\$6024
FERR4824BCG	24 x 48 x 28	85	124	9	\$5897
FERR4224BCG	24 x 42 x 28	85	120	9	\$5711
FERR6620BCG	20 x 66 x 28	85	130	9	\$6102
FERR6020BCG	20 x 60 x 28	85	126	9	\$5867
FERR5420BCG	20 x 54 x 28	70	121	8	\$5739
FERR4820BCG	20 x 48 x 28	85	117	8	\$5618
FERR4220BCG	20 x 42 x 28	85	112	8	\$5441

Return has **flush box/file pedestal** on the **right**. For use with left-handed single pedestal desks, credenzas, or desk shells.

FERR6624BOSCG	24 x 76 x 28	85	137	10	\$7094
FERR6024BOSCG	24 x 70 x 28	85	133	10	\$6157
FERR5424BOSCG	24 x 64 x 28	85	128	10	\$6024
FERR4824BOSCG	24 x 58 x 28	85	124	9	\$5897
FERR4224BOSCG	24 x 52 x 28	85	120	9	\$5711
FERR6620BOSCG	20 x 76 x 28	85	130	9	\$6447
FERR6020BOSCG	20 x 70 x 28	85	126	9	\$5867
FERR5420BOSCG	20 x 64 x 28	70	121	8	\$5739
FERR4820BOSCG	20 x 58 x 28	85	117	8	\$5618
FERR4220BOSCG	20 x 52 x 28	85	112	8	\$5441

Return has **offset box/file pedestal** on the **right**. For use with left-handed single pedestal desks, credenzas, or desk shells.
Model # represents worksurface dimension only.

Required Specifications

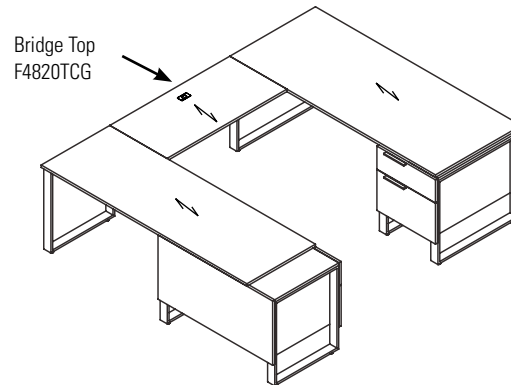
Top finish
Body finish

Optional Specifications

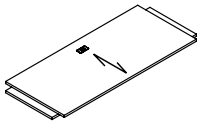
Grommet

DESKS	MODEL#	DIMENSIONS	FREIGHT CLASS	WT/LBS.	CUBIC FT.	LIST PRICE
D x W x H						

- Horizontal grain direction is standard on all engineered finishes.
- Tops are constructed with two 3/4" thick panels, laminated together to create a total thickness of 1.5".
- All pedestals are suspended 7.5" off the floor by an open framed leg, and can be installed flush or offset
- The standard grain direction on Bridge tops is cross grain (**CG**). To remove cross grain veneer pattern on top, delete suffix "**CG**" from the model number (no upcharge)
- Two Connecting Brackets are included.
- GM5K (Tungsten) TC grommet location is standard
- **NOTE:** Arrow indicates direction of grain



BRIDGES	MODEL#	DIMENSIONS	FREIGHT CLASS	WT/LBS.	CUBIC FT.	LIST PRICE
---------	--------	------------	---------------	---------	-----------	------------



Bridge Top

FBT6624CG	24 x 66 x 1.5	65	57	2	\$3067
FBT6024CG	24 x 60 x 1.5	65	53	2	\$2810
FBT5424CG	24 x 54 x 1.5	65	48	2	\$2665
FBT4824CG	24 x 48 x 1.5	60	44	1	\$2162
FBT4224CG	24 x 42 x 1.5	60	40	1	\$1960
FBT6620CG	20 x 66 x 1.5	65	55	2	\$2788
FBT6020CG	20 x 60 x 1.5	65	51	2	\$2552
FBT5420CG	20 x 54 x 1.5	60	46	1	\$2428
FBT4820CG	20 x 48 x 1.5	60	42	1	\$1960
FBT4220CG	20 x 42 x 1.5	60	37	1	\$1780

Top surface only to create a "U" configuration with a single pedestal desk or credenza. **Cannot be used with corners.** Grommet in worksurface. Shipped RTA (ready to assemble).

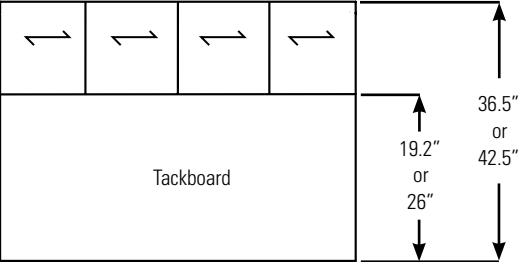
Required Specifications
Top finish

Optional Specifications
Grommet

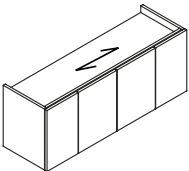
WALL-MOUNTED STORAGE - NOTES

D x W x H

- Horizontal grain direction is standard on all engineered finishes.
- Wall Mount Overheads have a 2" deep valance on top and bottom and it can accomodate LED or T5 lighting in either location
- Tackboards are installed flush.
- Standard Heights for Tackboards are:
 - 19.2" (overall height above worksurface = 36.5")
 - 26" (overall height above worksurface = 42.5")
- **NOTE:** Arrow indicates direction of grain

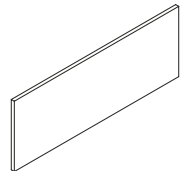


WALL-MOUNTED STORAGE	MODEL#	DIMENSIONS	FREIGHT CLASS	WT/LBS.	CUBIC FT.	LIST PRICE
----------------------	--------	------------	---------------	---------	-----------	------------



Wall Mount Storage w/Doors

FSF74	15 x 74.5 x 18.5	125	103	13	\$4158
FSF72	15 x 72 x 18.5	100	101	12	\$3990
FSF66	15 x 66 x 18.5	100	94	11	\$3752
FSF64	15 x 64.5 x 18.5	100	92	11	\$3674
FSF60	15 x 60 x 18.5	100	87	10	\$3519
FSF54	15 x 54 x 18.5	100	80	9	\$3353
FSF48	15 x 48 x 18.5	100	74	8	\$3049



Wall Mount Tackboard*

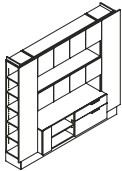
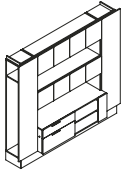
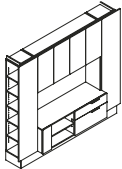
FTS74H26	.75 x 74.5 x 26	100	17	2	\$1260
FTS72H26	.75 x 72 x 26	70	16	1	\$1163
FTS66H26	.75 x 66 x 26	85	14	1	\$1070
FTS64H26	.75 x 64.5 x 26	85	13	1	\$1036
FTS60H26	.75 x 60 x 26	85	13	1	\$969
FTS54H26	.75 x 54 x 26	85	13	1	\$874
FTS48H26	.75 x 48 x 26	85	13	1	\$777
FTS74	.75 x 74.5 x 19.2	85	13	1	\$968
FTS72	.75 x 72 x 19.2	85	12	1	\$894
FTS66	.75 x 66 x 19.2	92.5	11	1	\$815
FTS64	.75 x 64.5 x 19.2	92.5	11	1	\$774
FTS60	.75 x 60 x 19.2	92.5	10	1	\$745
FTS54	.75 x 54 x 19.2	92.5	10	1	\$675
FTS48	.75 x 48 x 19.2	92.5	10	1	\$601

Required Specifications
Front finish
Top/body finish
Fabric*

WORK WALLS - NOTES

D x W x H

- Horizontal grain direction is standard on all engineered finishes.
- Tackboards and tasklights must be specified
- When the tackboard option is specified, the price includes a tackboard for each niche of the Work Wall.
- When the Task Light option is specified, the price includes LED Tasklight installed in the top of each niche. If more than one niche is needed in the configuration, remote on/off switch is included for simultaneous operation.
- All Storage Doors open with touch latch
- Side access to open storage or wardrobe - front panels are fixed.
- Standard heights are 26.5", 56", 70" and 84"
- Walls are available in 15" increments starting at 95" (i.e. 110", 125" 140", 155")
- Wall credenzas are only available in 90" width
- Cantilevered storage units are side locking
- For modifications to the wall configurations, size or finish, please contact customer care.

WORK WALLS - 84"H	MODEL#	DIMENSIONS	FREIGHT CLASS	WT/LBS.	CUBIC FT.	LIST PRICE
	FW9584-1L	20 x 95 x 84	100	634	79	\$27605
Work Wall - 95"W	Vertical storage with 5 adjustable shelves, 60" wide wall credenza with adjustable shelf and box/file, 60" wide niche, 60" wide single height storage, 60" wide niche, 60" wide single height storage, wardrobe with coat hook and hat shelf. <ul style="list-style-type: none"> • To add tackboard to niche, add TB to end of product code. Add \$2056 to list price for grades 1-3. Add \$2467 for grades 4-5. • To add LED light to niche, add LT to end of product code. Add \$2159 to list price. 					
	FW9584-1R	20 x 95 x 84	100	634	79	\$27605
Work Wall - 95"W	Wardrobe with coat hook and hat shelf, 60" wide wall credenza with box/file and adjustable shelf, 60" wide niche, 60" wide single height storage, 60" wide niche, 60" wide single height storage, vertical storage with 5 adjustable shelves.. <ul style="list-style-type: none"> • To add tackboard to niche, add TB to end of product code. Add \$2056 to list price for grades 1-3. Add \$2467 for grades 4-5. • To add LED light to niche, add LT to end of product code. Add \$2159 to list price. 					
	FW9584-2L	20 x 95 x 84	125	568	77	\$24269
Work Wall - 95"W	Vertical storage with 5 adjustable shelves, 60" wide wall credenza with adjustable shelf and box/file, 60" wide double height niche, 60" wide double height storage, wardrobe with coat hook and hat shelf. <ul style="list-style-type: none"> • To add tackboard to niche, add TB to end of product code. Add \$1276 to list price for grades 1-3. Add \$1532 for grades 4-5. • To add LED light to niche, add LT to end of product code. Add \$873 to list price. 					

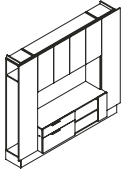
Required Specifications

Front finish
Top/body finish
Cubby interior finish

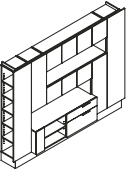
Optional Specifications

Grommet
LED light
Tackboard

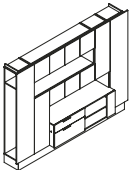
WORK WALLS - 84"H



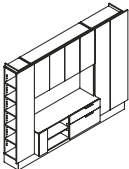
Work Wall - 95"W



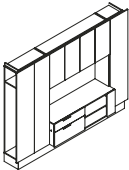
Work Wall - 110"W



Work Wall - 110"W



Work Wall - 110"W



Work Wall - 110"W

MODEL#	DIMENSIONS	FREIGHT CLASS	WT/LBS.	CUBIC FT.	LIST PRICE
--------	------------	---------------	---------	-----------	------------

D x W x H					
FW9584-2R	20 x 95 x 84	125	568	77	\$24269

Wardrobe with coat hook and hat shelf, 60" wide wall credenza with box/file and adjustable shelf, 60" wide double height niche, 60" wide double height storage, vertical storage with 5 adjustable shelves.

- To add tackboard to niche, add **TB** to end of product code. **Add \$1276** to list price for grades 1-3. Add **\$1532** for grades 4-5.
- To add LED light to niche, add **LT** to end of product code. **Add \$873** to list price.

FW11084-1L	20 x 110 x 84	100	741	91	\$31430
------------	---------------	-----	-----	----	---------

Vertical storage with 5 adjustable shelves, 60" wide wall credenza with adjustable shelf and box/file, 60" wide niche, triple height storage, 45" wide single height storage, 60" wide niche, 60" wide single height storage, triple height storage, wardrobe with coat hook and hat shelf.

- To add tackboard to niche, add **TB** to end of product code. **Add \$2050** to list price for grades 1-3. Add **\$2460** for grades 4-5.
- To add LED light to niche, add **LT** to end of product code. **Add \$2162** to list price.

FW11084-1R	20 x 110 x 84	100	741	91	\$31430
------------	---------------	-----	-----	----	---------

Wardrobe with coat hook and hat shelf, triple height storage, 60" wide niche, 60" wide single height storage, 60" wide wall credenza with box/file and adjustable shelf, 60" wide niche, 45" wide single height storage, triple height storage, vertical storage with 5 adjustable shelves.

- To add tackboard to niche, add **TB** to end of product code. **Add \$2050** to list price for grades 1-3. Add **\$2460** for grades 4-5.
- To add LED light to niche, add **LT** to end of product code. **Add \$2162** to list price.

FW11084-2L	20 x 110 x 84	125	628	88	\$26823
------------	---------------	-----	-----	----	---------

Vertical storage with 5 adjustable shelves, 60" wide wall credenza with adjustable shelf and box/file, 60" wide double height niche, 60" wide double height storage, double depth wardrobe with coat rod and hat shelf.

- To add tackboard to niche, add **TB** to end of product code. **Add \$1274** to list price for grades 1-3. Add **\$1529** for grades 4-5.
- To add LED light to niche, add **LT** to end of product code. **Add \$873** to list price.

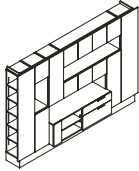
FW11084-2R	20 x 110 x 84	125	628	88	\$26823
------------	---------------	-----	-----	----	---------

Double depth wardrobe with coat rod and hat shelf, 60" wide wall credenza with adjustable shelf and box/file, 60" wide double height niche, 60" wide double height storage, vertical storage with 5 adjustable shelves.

- To add tackboard to niche, add **TB** to end of product code. **Add \$1274** to list price for grades 1-3. Add **\$1529** for grades 4-5.
- To add LED light to niche, add **LT** to end of product code. **Add \$873** to list price.

Required Specifications	Optional Specifications
Front finish	Grommet
Top/body finish	LED light
Cubby interior finish	Tackboard

WORK WALLS - 84"H



Work Wall - 125"W

MODEL#

DIMENSIONS

FREIGHT CLASS

WT/LBS.

CUBIC FT.

LIST PRICE

D x W x H

FW12584-1L

20 x 125 x 84

100

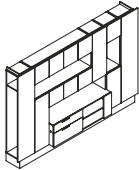
858

103

\$35286

Vertical storage with 5 adjustable shelves, 15" wide double height niche, single height storage, 60" wide wall credenza with adjustable shelf and box/file, 60" wide niche, triple height storage, 45" wide single height storage, 60" wide niche, 60" wide single height storage, triple height storage, wardrobe with coat hook and hat shelf.

- To add tackboard to niche, add **TB** to end of product code. **Add \$2503** to list price for grades 1-3. Add **\$3005** for grades 4-5.
- To add LED light to niche, add **LT** to end of product code. **Add \$2512** to list price.



Work Wall - 125"W

FW12584-1R

20 x 125 x 84

100

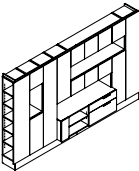
858

103

\$35286

Wardrobe with coat hook and hat shelf, triple height storage, 60" wide niche, 60" wide single height storage, 60" wide wall credenza with box/file and adjustable shelf, 60" wide niche, 45" wide single height storage, triple height storage, 15" wide double height niche, single height storage, vertical storage with 5 adjustable shelves.

- To add tackboard to niche, add **TB** to end of product code. **Add \$2503** to list price for grades 1-3. Add **\$3005** for grades 4-5.
- To add LED light to niche, add **LT** to end of product code. **Add \$2512** to list price.



Work Wall - 140"W

FW14084-1L

20 x 140 x 84

100

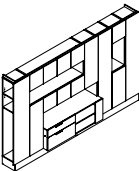
936

115

\$38055

Vertical storage with 5 adjustable shelves, triple height storage, 15" wide double height niche, single height storage, vertical storage with 5 adjustable shelves, 60" wide wall credenza with adjustable shelf and box/file, 60" wide niche, triple height storage cabinet, 45" wide single height storage, 60" wide niche, 60" wide single height storage, double depth wardrobe with coat rod and two shelves.

- To add tackboard to niche, add **TB** to end of product code. **Add \$2503** to list price for grades 1-3. Add **\$3005** for grades 4-5.
- To add LED light to niche, add **LT** to end of product code. **Add \$2511** to list price.



Work Wall - 140"W

FW14084-1R

20 x 125 x 84

100

936

115

\$38055

Double depth wardrobe with coat rod and two shelves, 60" wide niche, 60" wide single height storage, 60" wide wall credenza with box/file and adjustable shelf, 60" wide niche, 45" wide single height storage, triple height storage, vertical storage with 5 adjustable shelves, triple height storage, 15" wide double height niche, single height storage, vertical storage with 5 adjustable shelves.

- To add tackboard to niche, add **TB** to end of product code. **Add \$2503** to list price for grades 1-3. Add **\$3005** for grades 4-5.
- To add LED light to niche, add **LT** to end of product code. **Add \$2511** to list price.

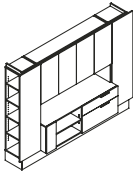
Required Specifications

Front finish
Top/body finish
Cubby interior finish

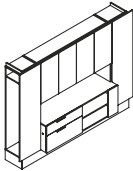
Optional Specifications

Grommet
LED light
Tackboard

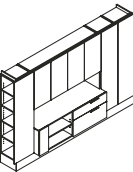
WORK WALLS - 70"H



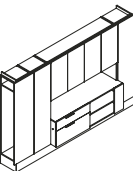
Work Wall - 95"W



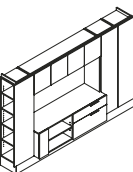
Work Wall - 95"W



Work Wall - 110"W



Work Wall - 110"W



Work Wall - 110"W

MODEL#	DIMENSIONS	FREIGHT CLASS	WT/LBS.	CUBIC FT.	LIST PRICE
--------	------------	---------------	---------	-----------	------------

D x W x H

FW9570-1L	20 x 95 x 70	125	523	66	\$23169
-----------	--------------	-----	-----	----	---------

Vertical storage with 4 adjustable shelves, 60" wide wall credenza with adjustable shelf and box/file, 60" wide niche, 60" wide double height storage, wardrobe with coat hook and hat shelf.

- To add tackboard to niche, add **TB** to end of product code. **Add \$1029** to list price for grades 1-3. Add **\$1236** for grades 4-5.
- To add LED light to niche, add **LT** to end of product code. **Add \$871** to list price.

FW9570-1R	20 x 95 x 70	125	523	66	\$23169
-----------	--------------	-----	-----	----	---------

Wardrobe with coat hook and hat shelf, 60" wide wall credenza with box/file and adjustable shelf, 60" wide niche, 60" wide double height storage, vertical storage with 4 adjustable shelves.

- To add tackboard to niche, add **TB** to end of product code. **Add \$1029** to list price for grades 1-3. Add **\$1236** for grades 4-5.
- To add LED light to niche, add **LT** to end of product code. **Add \$871** to list price.

FW11070-1L	20 x 110 x 70	100	618	76	\$25296
------------	---------------	-----	-----	----	---------

Vertical storage with 4 adjustable shelves, 60" wide wall credenza with adjustable shelf and box/file, 60" wide niche, 60" wide double height storage, vertical storage with 4 adjustable shelves, wardrobe with coat hook and hat shelf.

- To add tackboard to niche, add **TB** to end of product code. **Add \$1026** to list price for grades 1-3. Add **\$1231** for grades 4-5.
- To add LED light to niche, add **LT** to end of product code. **Add \$871** to list price.

FW11070-1R	20 x 110 x 70	100	618	76	\$25296
------------	---------------	-----	-----	----	---------

Wardrobe with coat hook and hat shelf, vertical storage with 4 adjustable shelves, 60" wide wall credenza with box/file and adjustable shelf, 60" wide niche, 60" wide double height storage, vertical storage with 4 adjustable shelves.

- To add tackboard to niche, add **TB** to end of product code. **Add \$1026** to list price for grades 1-3. Add **\$1231** for grades 4-5.
- To add LED light to niche, add **LT** to end of product code. **Add \$871** to list price.

FW11070-2L	20 x 110 x 70	125	586	76	\$23839
------------	---------------	-----	-----	----	---------

Vertical storage with 4 adjustable shelves, 60" wide wall credenza with adjustable shelf and box/file, 60" wide double height niche, 60" wide single height storage, vertical storage with 4 adjustable shelves, wardrobe with coat hook and hat shelf.

- To add tackboard to niche, add **TB** to end of product code. **Add \$1271** to list price for grades 1-3. Add **\$1526** for grades 4-5.
- To add LED light to niche, add **LT** to end of product code. **Add \$873** to list price.

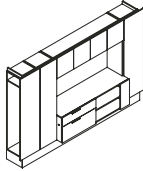
Required Specifications

Front finish
Top/body finish
Cubby interior finish

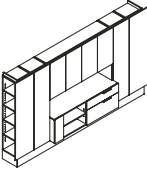
Optional Specifications

Grommet
LED light
Tackboard

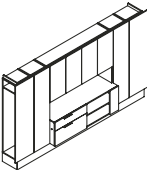
WORK WALLS - 70"H



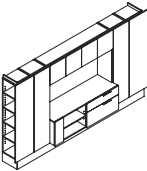
Work Wall - 110"W



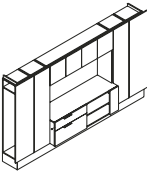
Work Wall - 125"W



Work Wall - 125"W



Work Wall - 125"W



Work Wall - 125"W

MODEL#

DIMENSIONS

FREIGHT CLASS

WT./LBS.

CUBIC FT.

LIST PRICE

D x W x H

FW11070-2R

20 x 110 x 70

125

586

76

\$23839

Wardrobe with coat hook and hat shelf, vertical storage with 4 adjustable shelves, 60" wide wall credenza with box/file and adjustable shelf, 60" wide double height niche, 60" wide single height storage, vertical storage with 4 adjustable shelves.

- To add tackboard to niche, add **TB** to end of product code. **Add \$1271** to list price for grades 1-3. Add **\$1526** for grades 4-5.
- To add LED light to niche, add **LT** to end of product code. **Add \$873** to list price.

FW12570-1L

20 x 125 x 70

100

713

85

\$26578

Vertical storage with 4 adjustable shelves, vertical storage with 4 adjustable shelves, 60" wide wall credenza with adjustable shelf and box/file, 60" wide niche, 60" wide double height storage, vertical storage with 4 adjustable shelves, wardrobe with coat hook and hat shelf.

- To add tackboard to niche, add **TB** to end of product code. **Add \$1029** to list price for grades 1-3. Add **\$1236** for grades 4-5.
- To add LED light to niche, add **LT** to end of product code. **Add \$873** to list price.

FW12570-1R

20 x 125 x 70

100

713

85

\$26578

Wardrobe with coat hook and hat shelf, vertical storage with 4 adjustable shelves, 60" wide wall credenza with box/file and adjustable shelf, 60" wide niche, 60" wide double height storage, vertical storage with 4 adjustable shelves, vertical storage with 4 adjustable shelves.

- To add tackboard to niche, add **TB** to end of product code. **Add \$1029** to list price for grades 1-3. Add **\$1236** for grades 4-5.
- To add LED light to niche, add **LT** to end of product code. **Add \$873** to list price.

FW12570-2L

20 x 125 x 70

100

681

85

\$25117

Vertical storage with 4 adjustable shelves, vertical storage with 4 adjustable shelves, 60" wide wall credenza with adjustable shelf and box/file, 60" wide double height niche, 60" wide single height storage, vertical storage with 4 adjustable shelves, wardrobe with coat hook and hat shelf.

- To add tackboard to niche, add **TB** to end of product code. **Add \$1274** to list price for grades 1-3. Add **\$1529** for grades 4-5.
- To add LED light to niche, add **LT** to end of product code. **Add \$873** to list price.

FW12570-2R

20 x 125 x 70

100

681

85

\$25117

Wardrobe with coat hook and hat shelf, vertical storage with 4 adjustable shelves, 60" wide wall credenza with box/file and adjustable shelf, 60" wide double height niche, 60" wide single height storage, vertical storage with 4 adjustable shelves, vertical storage with 4 adjustable shelves.

- To add tackboard to niche, add **TB** to end of product code. **Add \$1274** to list price for grades 1-3. Add **\$1529** for grades 4-5.
- To add LED light to niche, add **LT** to end of product code. **Add \$873** to list price.

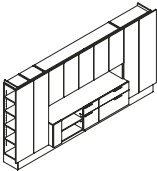
Required Specifications

Front finish
Top/body finish
Cubby interior finish

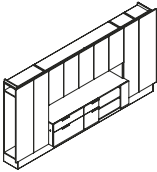
Optional Specifications

Grommet
LED light
Tackboard

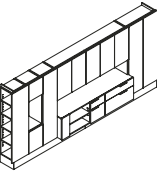
WORK WALLS - 70”H



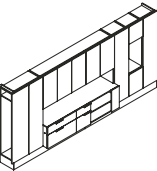
Work Wall - 140”W



Work Wall - 140”W



Work Wall - 155”W



Work Wall - 155”W

MODEL# DIMENSIONS FREIGHT CLASS WT/LBS. CUBIC FT. LIST PRICE

D x W x H

FW14070-1L	20 x 140 x 70	125	750	95	\$28753
------------	---------------	-----	-----	----	----------------

Vertical storage with 4 adjustable shelves, vertical storage with 4 adjustable shelves, 75” wide wall credenza with adjustable shelf, narrow box/file and box file, 75” wide single height niche, 75” wide double height storage, double depth wardrobe with coat rod and hat shelf.

- To add tackboard to niche, add **TB** to end of product code. **Add \$1289** to list price for grades 1-3. Add **\$1547** for grades 4-5.
- To add LED light to niche, add **LT** to end of product code. **Add \$1972** to list price.

FW14070-1R	20 x 140 x 70	125	750	95	\$28753
------------	---------------	-----	-----	----	----------------

Double depth wardrobe with coat rod and hat shelf, 75” wide wall credenza with box/file, narrow box/file and adjustable shelf, 75” wide single height niche, 75” wide double height storage, vertical storage with 4 adjustable shelves, vertical storage with 4 adjustable shelves.

- To add tackboard to niche, add **TB** to end of product code. **Add \$1289** to list price for grades 1-3. Add **\$1547** for grades 4-5.
- To add LED light to niche, add **LT** to end of product code. **Add \$1972** to list price.

FW15570-1L	20 x 155 x 70	125	849	107	\$34732
------------	---------------	-----	-----	-----	----------------

Vertical storage with 4 adjustable shelves, double height storage, 15” wide double height niche, single height storage, vertical storage with 4 adjustable shelves, 75” wide wall credenza with adjustable shelf, narrow box/file and box file, 75” wide niche, 75” wide double height storage, double depth wardrobe with coat rod and hat shelf.

- To add tackboard to niche, add **TB** to end of product code. **Add \$1736** to list price for grades 1-3. Add **\$2084** for grades 4-5.
- To add LED light to niche, add **LT** to end of product code. **Add \$2318** to list price.

FW15570-1R	20 x 155 x 70	125	849	107	\$34732
------------	---------------	-----	-----	-----	----------------

Double depth wardrobe with coat rod and hat shelf, 75” wide wall credenza with box/file, narrow box/file and adjustable shelf, 75” wide niche, 75” wide double height storage, vertical storage with 4 adjustable shelves, double height storage, 15” wide double height niche, single height storage, vertical storage with 4 adjustable shelves.

- To add tackboard to niche, add **TB** to end of product code. **Add \$1736** to list price for grades 1-3. Add **\$2084** for grades 4-5.
- To add LED light to niche, add **LT** to end of product code. **Add \$2318** to list price.

Required Specifications

Front finish
Top/body finish
Cubby interior finish

Optional Specifications

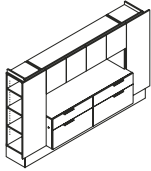
Grommet
LED light
Tackboard

WORK WALLS - 56"H

MODEL#	DIMENSIONS	FREIGHT CLASS	WT/LBS.	CUBIC FT.	LIST PRICE
--------	------------	---------------	---------	-----------	------------

D x W x H

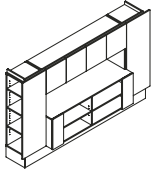
FW9556-1	20 x 95 x 56	100	488	55	\$21467
----------	--------------	-----	-----	----	----------------



Work Wall - 95"W

Vertical storage with 3 adjustable shelves, 60" wide wall credenza with two box/files, 60" wide single height niche, 60" wide single height storage, vertical storage with 3 adjustable shelves.

- To add tackboard to niche, add **TB** to end of product code. **Add \$1028** to list price for grades 1-3. Add **\$1235** for grades 4-5.
- To add LED light to niche, add **LT** to end of product code. **Add \$871** to list price.

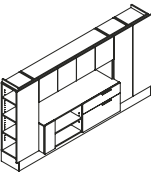


Work Wall - 95"W

FW9556-2	20 x 95 x 56	125	420	55	\$19338
----------	--------------	-----	-----	----	----------------

Vertical storage with 3 adjustable shelves, 60" wide wall open credenza with two adjustable shelves, 60" wide single height niche, 60" wide single height storage, vertical storage with 3 adjustable shelves.

- To add tackboard to niche, add **TB** to end of product code. **Add \$1028** to list price for grades 1-3. Add **\$1235** for grades 4-5.
- To add LED light to niche, add **LT** to end of product code. **Add \$873** to list price.

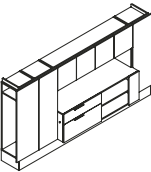


Work Wall - 110"W

FW11056-1L	20 x 110 x 56	100	533	63	\$21040
------------	---------------	-----	-----	----	----------------

Vertical storage with 3 adjustable shelves, 60" wide wall credenza with adjustable shelf and box/file, 60" wide niche, 60" wide single height storage, vertical storage with 3 adjustable shelves, wardrobe with coat hook and hat shelf.

- To add tackboard to niche, add **TB** to end of product code. **Add \$1028** to list price for grades 1-3. Add **\$1235** for grades 4-5.
- To add LED light to niche, add **LT** to end of product code. **Add \$871** to list price.

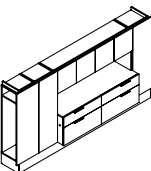


Work Wall - 110"W

FW11056-1R	20 x 110 x 56	100	533	63	\$21040
------------	---------------	-----	-----	----	----------------

Wardrobe with coat hook and hat shelf, vertical storage with 3 adjustable shelves, 60" wide wall credenza with box/file and adjustable shelf, 60" wide single height niche, 60" wide single height storage, vertical storage with 3 adjustable shelves.

- To add tackboard to niche, add **TB** to end of product code. **Add \$1028** to list price for grades 1-3. Add **\$1235** for grades 4-5.
- To add LED light to niche, add **LT** to end of product code. **Add \$871** to list price.



Work Wall - 110"W

FW11056-2L	20 x 110 x 56	100	549	62	\$23168
------------	---------------	-----	-----	----	----------------

Wardrobe with coat hook and hat shelf, vertical storage with 3 adjustable shelves, 60" wide wall credenza with two box/files, 60" wide niche, 60" wide single height storage, vertical storage with 3 adjustable shelves.

- To add tackboard to niche, add **TB** to end of product code. **Add \$1028** to list price for grades 1-3. Add **\$1236** for grades 4-5.
- To add LED light to niche, add **LT** to end of product code. **Add \$871** to list price.

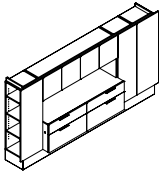
Required Specifications

Front finish
Top/body finish
Cubby interior finish

Optional Specifications

Grommet
LED light
Tackboard

WORK WALLS - 56"H

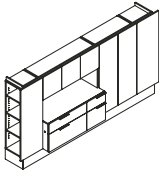


Work Wall - 110"W*

MODEL#	DIMENSIONS D x W x H	FREIGHT CLASS	WT/LBS.	CUBIC FT.	LIST PRICE
FW11056-2R	20 x 110 x 56	100	549	62	\$23168

Vertical storage with 3 adjustable shelves, 60" wide wall credenza with two box/files, 60" wide niche, 60" wide single height storage, vertical storage with 3 adjustable shelves, wardrobe with coat hook and hat shelf.

- To add tackboard to niche, add **TB** to end of product code. **Add \$1028** to list price for grades 1-3. Add **\$1236** for grades 4-5.
- To add LED light to niche, add **LT** to end of product code. **Add \$871** to list price.

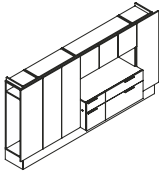


Work Wall - 110"W*

FW11056-3L	20 x 110 x 56	100	538	62	\$22960
------------	---------------	-----	-----	----	----------------

Vertical storage with 3 adjustable shelves, 45" wide wall credenza with box/file and narrow box/file, 45" wide niche, 45" wide single height storage, double width vertical storage with 3 adjustable shelves, wardrobe with coat hook and hat shelf.

- To add tackboard to niche, add **TB** to end of product code. **Add \$1031** to list price for grades 1-3. Add **\$1238** for grades 4-5.
- To add LED light to niche, add **LT** to end of product code. **Add \$708** to list price.

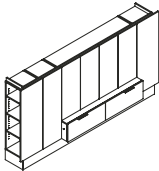


Work Wall - 110"W*

FW11056-3R	20 x 110 x 56	100	538	62	\$22960
------------	---------------	-----	-----	----	----------------

Wardrobe with coat hook and hat shelf, double width vertical storage with 3 adjustable shelves, 45" wide wall credenza with narrow box/file and box/file, 45" wide niche, 45" wide single height storage, vertical storage with 3 adjustable shelves.

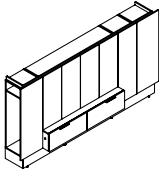
- To add tackboard to niche, add **TB** to end of product code. **Add \$1031** to list price for grades 1-3. Add **\$1238** for grades 4-5.
- To add LED light to niche, add **LT** to end of product code. **Add \$708** to list price.



Work Wall - 110"W

FW11056-4L	20 x 110 x 56	100	530	61	\$22036
------------	---------------	-----	-----	----	----------------

Vertical storage with 3 adjustable shelves, vertical storage with 3 adjustable shelves, 60" wide single height wall credenza with two files, 60" wide triple height storage with 2 adjustable shelves, wardrobe with coat hook and hat shelf.



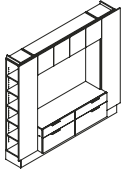
Work Wall - 110"W

FW11056-4R	20 x 110 x 56	100	530	61	\$22036
------------	---------------	-----	-----	----	----------------

Wardrobe with coat hook and hat shelf, single height 60" wide wall credenza with two files, 60" wide triple height storage with 2 adjustable shelves, vertical storage with 3 adjustable shelves, vertical storage with 3 adjustable shelves.

Required Specifications	Optional Specifications
Front finish	Grommet
Top/body finish	LED light*
Cubby interior finish	Tackboard*

WORK WALLS - 84"H



Work Wall - 95"W

MODEL#

DIMENSIONS

FREIGHT CLASS

WT/LBS.

CUBIC FT.

LIST PRICE

D x W x H

FW9584-20

20 x 95 x 84

125

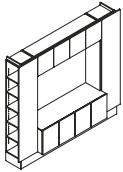
565

77

\$26820

Vertical storage with 5 adjustable shelves, 60" wide wall credenza with two box/files, 60" wide triple height niche, 60" wide single height storage, vertical storage with 5 adjustable shelves.

- To add tackboard to niche, add **TB** to end of product code. **Add \$1910** to list price for grades 1-3. Add **\$2292** for grades 4-5.
- To add LED light to niche, add **LT** to end of product code. **Add \$871** to list price.



Work Wall - 95"W

FW9584-21

20 x 95 x 84

125

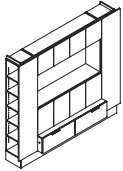
512

77

\$24690

Vertical storage with 5 adjustable shelves, 60" wide wall credenza with two cabinets with adjustable shelves, 60" wide triple height niche, 60" wide single height storage, vertical storage with 5 adjustable shelves.

- To add tackboard to niche, add **TB** to end of product code. **Add \$1910** to list price for grades 1-3. Add **\$2292** for grades 4-5.
- To add LED light to niche, add **LT** to end of product code. **Add \$874** to list price.



Work Wall - 95"W

FW9584-22

20 x 95 x 84

125

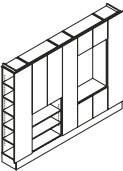
611

77

\$25754

Vertical storage with 5 adjustable shelves, 60" wide single height wall credenza with two files, 60" wide double height storage, 60" wide double height niche, 60" wide single height storage, vertical storage with 5 adjustable shelves.

- To add tackboard to niche, add **TB** to end of product code. **Add \$1271** to list price for grades 1-3. Add **\$1526** for grades 4-5.
- To add LED light to niche, add **LT** to end of product code. **Add \$871** to list price.



Work Wall - 110"W

FW11084-20L

15 x 110 x 84

125

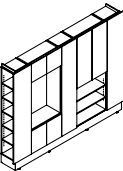
659

87

\$25226

Vertical storage with 5 adjustable shelves, 30" wide triple height open bookcase, 30" wide triple height double width storage, vertical storage with 5 adjustable shelves, 30" wide and double height storage, 30" triple height niche, 30" wide single height storage, vertical storage with 5 adjustable shelves.

- To add tackboard to niche, add **TB** to end of product code. **Add \$956** to list price for grades 1-3. Add **\$1146** for grades 4-5.
- To add LED light to niche, add **LT** to end of product code. **Add \$533** to list price.



Work Wall - 110"W

FW11084-20R

15 x 110 x 84

125

659

87

\$25226

Vertical storage with 5 adjustable shelves, 30" wide double height storage, 30" wide triple height niche, 30" wide single height storage, vertical storage with 5 adjustable shelves, 30" wide triple height open bookcase, 30" wide triple height double width storage, vertical storage with 5 adjustable shelves.

- To add tackboard to niche, add **TB** to end of product code. **Add \$956** to list price for grades 1-3. Add **\$1146** for grades 4-5.
- To add LED light to niche, add **LT** to end of product code. **Add \$533** to list price.

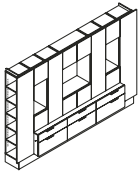
Required Specifications

Front finish
Top/body finish
Cubby interior finish

Optional Specifications

Grommet
LED light
Tackboard

WORK WALLS - 84"H



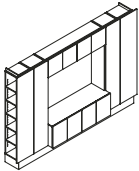
Work Wall - 125"W

MODEL#	DIMENSIONS	FREIGHT CLASS	WT/LBS.	CUBIC FT.	LIST PRICE
--------	------------	---------------	---------	-----------	------------

D x W x H					
FW12584-20	20 x 125 x 84	100	962	101	\$38990

Vertical storage with 5 adjustable shelves, 90" wide wall credenza with three box/files, single height storage, 15" wide double height niche, single height storage, four-fold height vertical storage with 3 adjustable shelves, double width single height storage, 30" wide double height niche, double width single height storage, fourfold height vertical storage with 3 adjustable shelves, single height storage, 15" wide double height niche, single height storage, vertical storage with 5 adjustable shelves.

- To add tackboard to niche, add **TB** to end of product code. **Add \$1736** to list price for grades 1-3. **Add \$2084** for grades 4-5.
- To add LED light to niche, add **LT** to end of product code. **Add \$1742** to list price.



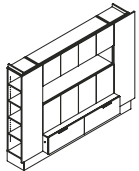
Work Wall - 125"W

FW12584-21	20 x 125 x 84	125	738	100	\$29584
------------	---------------	-----	-----	-----	---------

Vertical storage with 5 adjustable shelves, vertical storage with 5 adjustable shelves, 60" wide wall credenza with two cabinets and adjustable shelf, 60" wide triple height niche, 60" wide single height storage, vertical storage with 5 adjustable shelves, vertical storage with 5 adjustable shelves.

- To add tackboard to niche, add **TB** to end of product code. **Add \$1905** to list price for grades 1-3. **Add \$2287** for grades 4-5.
- To add LED light to niche, add **LT** to end of product code. **Add \$873** to list price.

WORK WALLS - 70"H



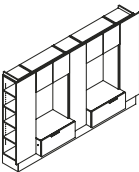
Work Wall - 95"W

MODEL#	DIMENSIONS	FREIGHT CLASS	WT/LBS.	CUBIC FT.	LIST PRICE
--------	------------	---------------	---------	-----------	------------

FW9570-20	20 x 95 x 70	100	563	66	\$23169
-----------	--------------	-----	-----	----	---------

Vertical storage with 4 adjustable shelves, 60" wide single height wall credenza with two files, 60" wide double height storage, 60" wide niche, 60" wide single height storage, vertical storage with 4 adjustable shelves.

- To add tackboard to niche, add **TB** to end of product code. **Add \$1029** to list price for grades 1-3. **Add \$1236** for grades 4-5.
- To add LED light to niche, add **LT** to end of product code. **Add \$871** to list price.



Work Wall - 110"W

FW11070-20	20 x 110 x 70	125	602	78	\$26602
------------	---------------	-----	-----	----	---------

Vertical storage with 4 adjustable shelves, 30" wide single height wall credenza with file, 30" wide triple height niche, 30" wide single height storage, vertical storage with 4 adjustable shelves, 30" wide single height wall credenza with file, 30" wide triple height niche, 30" wide single height storage, vertical storage with 4 adjustable shelves.

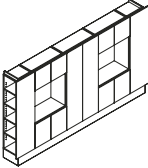
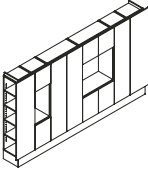
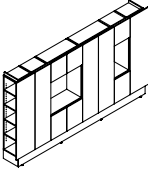
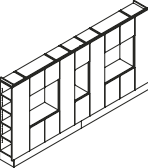
- To add tackboard to niche, add **TB** to end of product code. **Add \$1908** to list price for grades 1-3. **Add \$2289** for grades 4-5.
- To add LED light to niche, add **LT** to end of product code. **Add \$1381** to list price.

Required Specifications

Front finish
Top/body finish
Cubby interior finish

Optional Specifications

Grommet
LED light
Tackboard

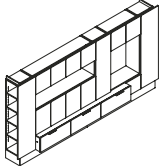
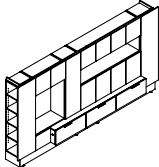
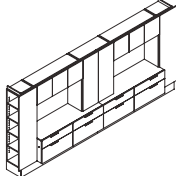
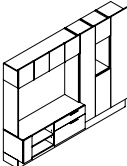
WORK WALLS - 70"H	MODEL#	DIMENSIONS	FREIGHT CLASS	WT/LBS.	CUBIC FT.	LIST PRICE
 Work Wall - 125"W	D x W x H					
	FW12570-20	20 x 125 x 70	125	645	84	\$26823
	Vertical storage with 4 adjustable shelves, 30" wide double height storage, 30" wide double height niche, 30" wide single height storage, double width vertical storage with 4 adjustable shelves, 30" wide double height storage, 30" wide double height niche, 30" wide single height storage, vertical storage with 4 adjustable shelves.					
	<ul style="list-style-type: none">• To add tackboard to niche, add TB to end of product code. Add \$1274 to list price for grades 1-3. Add \$1529 for grades 4-5.• To add LED light to niche, add LT to end of product code. Add \$1380 to list price.					
 Work Wall - 125"W	FW12570-21L	20 x 125 x 70	100	685	84	\$28121
	Vertical storage with 4 adjustable shelves, 15" wide double height storage, 15" wide double height niche, 15" wide single height storage, double width vertical storage with 4 adjustable shelves, 30" wide double height storage, 30" wide double height niche, 30" wide single height storage, vertical storage with 4 adjustable shelves, vertical storage with 4 adjustable shelves.					
	<ul style="list-style-type: none">• To add tackboard to niche, add TB to end of product code. Add \$871 to list price for grades 1-3. Add \$1045 for grades 4-5.• To add LED light to niche, add LT to end of product code. Add \$1045 to list price.					
 Work Wall - 125"W	FW12570-21R	20 x 125 x 70	100	685	84	\$28121
	Vertical storage with 4 adjustable shelves, vertical storage with 4 adjustable shelves, 30" wide double height storage, 30" wide double height niche, 30" wide single height storage, double width vertical storage with 4 adjustable shelves, 15" wide double height storage, 15" wide double height niche, 15" wide single height storage, vertical storage with 4 adjustable shelves.					
	<ul style="list-style-type: none">• To add tackboard to niche, add TB to end of product code. Add \$871 to list price for grades 1-3. Add \$1045 for grades 4-5.• To add LED light to niche, add LT to end of product code. Add \$1045 to list price.					
 Work Wall - 140"W	FW14070-20	20 x 140 x 70	100	779	96	\$31741
	Vertical storage with 4 adjustable shelves, 30" wide double height storage, 30" wide double height niche, 30" wide single height storage, vertical storage cabinet with 4 adjustable shelves, 15" wide double height storage, 15" wide double height niche, 15" wide single height storage, vertical storage with 4 adjustable shelves, 30" wide double height storage, 30" wide double height niche, 30" wide single height storage, vertical storage with 4 adjustable shelves.					
	<ul style="list-style-type: none">• To add tackboard to niche, add TB to end of product code. Add \$1722 to list price for grades 1-3. Add \$2066 for grades 4-5.• To add LED light to niche, add LT to end of product code. Add \$1745 to list price.					

Required Specifications

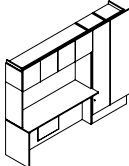
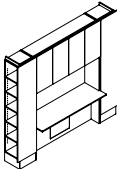
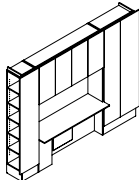
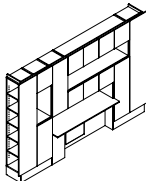
Front finish
Top/body finish
Cubby interior finish

Optional Specifications

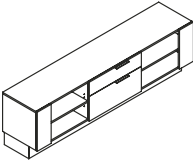
Grommet
LED light
Tackboard

WORK WALLS - 70"H		MODEL#	DIMENSIONS	FREIGHT CLASS	WT/LBS.	CUBIC FT.	LIST PRICE
		D x W x H					
		FW14070-21L	20 x 140 x 70	100	832	96	\$31741
		Work Wall - 140"W					
		Vertical storage with 4 adjustable shelves, 60" wide double height storage, 60" wide niche, 60" wide single height storage, 15" wide triple height storage, 15" wide single height storage, 30" wide double height niche, 30" wide single height storage, 90" wide single height wall credenza with three files, vertical storage with 4 adjustable shelves.					
		<ul style="list-style-type: none">• To add tackboard to niche, add TB to end of product code. Add \$2025 to list price for grades 1-3. Add \$2431 for grades 4-5.• To add LED light to niche, add LT to end of product code. Add \$1814 to list price.					
		FW14070-21R	20 x 140 x 70	100	832	96	\$31741
		Work Wall - 140"W					
		Vertical storage with 4 adjustable shelves, 15" wide single height storage, 30" wide double height niche, 30" wide single height storage, 90" wide single height wall credenza with three files, 15" wide triple height storage, 60" wide double height storage, 60" wide niche, 60" wide single height storage, vertical storage with 4 adjustable shelves.					
		<ul style="list-style-type: none">• To add tackboard to niche, add TB to end of product code. Add \$2025 to list price for grades 1-3. Add \$2431 for grades 4-5.• To add LED light to niche, add LT to end of product code. Add \$1814 to list price.					
		FW15570-20	20 x 155 x 70	100	900	108	\$31741
		Work Wall - 155"W					
		Vertical storage with 4 adjustable shelves, 60" wide wall credenza with two box/files, 45" wide double height niche, 45" wide single height storage, 30" wide double width storage with 2 adj. shelves, 60" wide wall credenza with two box/files, 45" wide double height niche, 45" wide single height storage, vertical storage with 4 adjustable					
		<ul style="list-style-type: none">• To add tackboard to niche, add TB to end of product code. Add \$2595 to list price for grades 1-3. Add \$3113 for grades 4-5.• To add LED light to niche, add LT to end of product code. Add \$1858 to list price.					
WORK WALLS - 84"H		MODEL#	DIMENSIONS	FREIGHT CLASS	WT/LBS.	CUBIC FT.	LIST PRICE
		FW10784L	20 x 95 x 84	100	832	96	\$29442
		Work Wall - 107"W					
		60" wide wall credenza with adjustable shelf and box/file, 60" wide triple height niche, 60" wide single height storage, vertical storage with 5 adjustable shelves, triple height storage, 15" wide double height niche, single height storage, vertical storage with 5 adjustable shelves.					
		<ul style="list-style-type: none">• To add tackboard to niche, add TB to end of product code. Add \$1298 to list price for grades 1-3. Add \$1558 for grades 4-5.• To add LED light to niche, add LT to end of product code. Add \$1298 to list price.					

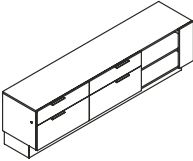
Required Specifications	Optional Specifications
Front finish	Grommet
Top/body finish	LED light
Cubby interior finish	Tackboard

OPEN KNEE SPACE WORK WALLS		MODEL#	DIMENSIONS	FREIGHT CLASS	WT/LBS.	CUBIC FT.	LIST PRICE
	Open Knee Space Work Wall - 92"W	D x W x H					
		FW927002R	20 x 92.5 x 84	100	832	96	\$17358
		60" wide work surface wall credenza, 60" wide double height niche, 60" wide single height storage, vertical storage with 4 adjustable shelves, wardrobe with coat hook and hat shelf.					
		• To add tackboard to niche, add TB to end of product code. Add \$1298 to list price for grades 1-3. Add \$1558 for grades 4-5.					
		• To add LED light to niche, add LT to end of product code. Add \$1298 to list price.					
	Open Knee Space Work Wall - 95"W	FW95840WR	20 x 95 x 84	100	832	96	\$18129
		Vertical storage with 5 adjustable shelves, 60" wide work surface wall credenza, 60" wide double height niche, 60" wide double height storage, wardrobe with coat hook and hat shelf.					
		• To add tackboard to niche, add TB to end of product code. Add \$1298 to list price for grades 1-3. Add \$1558 for grades 4-5.					
		• To add LED light to niche, add LT to end of product code. Add \$889 to list price.					
	Open Knee Space Work Wall - 110"W	FW110840W2R	20 x 110 x 84	100	832	96	\$20763
		Vertical storage with 5 adjustable shelves, 60" wide work surface wall credenza, 60" wide double height niche, 60" wide double height storage, double depth wardrobe with coat rod and hat shelf.					
		• To add tackboard to niche, add TB to end of product code. Add \$1299 to list price for grades 1-3. Add \$1559 for grades 4-5.					
		• To add LED light to niche, add LT to end of product code. Add \$894 to list price.					
	Open Knee Space Work Wall - 125"W	FW125840IL	20 x 110 x 84	100	832	96	\$29257
		Vertical storage with 5 adjustable shelves, triple height storage, 15" wide triple height storage, 15" wide double height niche, single high storage, 60" wide work surface wall credenza, 60" wide single height niche, triple height storage, 45" wide single height storage, 60" wide single height niche, 60" wide single height storage, triple height storage, wardrobe with coat hook and hat shelf.					
		• To add tackboard to niche, add TB to end of product code. Add \$2554 to list price for grades 1-3. Add \$3067 for grades 4-5.					
		• To add LED light to niche, add LT to end of product code. Add \$2563 to list price.					

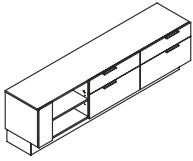
WORK WALL CREDENZAS



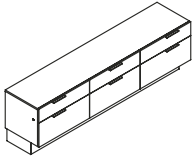
Work Wall Credenza



Work Wall Credenza



Work Wall Credenza



Work Wall Credenza

MODEL#	DIMENSIONS	FREIGHT CLASS	WT/LBS.	CUBIC FT.	LIST PRICE
--------	------------	---------------	---------	-----------	------------

D x W x H					
FW9026-1	20 x 90 x 26	100	254	27	\$10008

Standard with adjustable shelf, box/file and adjustable shelf.

FW9026-2	20 x 90 x 26	92.5	270	27	\$10435
----------	--------------	------	-----	----	---------

Standard with box/file, box/file and adjustable shelf.

FW9026-3	20 x 90 x 26	92.5	270	27	\$10435
----------	--------------	------	-----	----	---------

Standard with adjustable shelf, box/file and box/file.

FW9026-4	20 x 90 x 26	92.5	310	27	\$11071
----------	--------------	------	-----	----	---------

Standard with three box/file drawers. Center pedestal does not lock.

Required Specifications

Front finish
Top/body finish

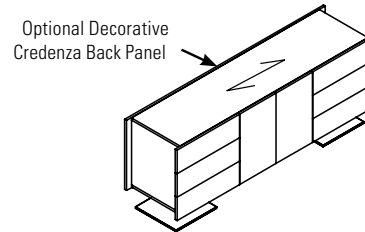
Optional Specifications

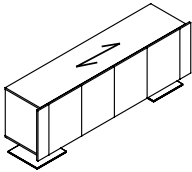
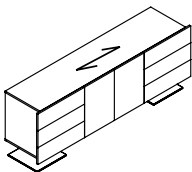

Grommet

CONFERENCE ROOM FURNITURE - NOTES

D x W x H

- Horizontal grain direction is standard on all engineered finishes.
- Full Storage Credenza backs include GM17 vertical cut out
- Optional decorative credenza back panels (**FBP**) are available as a factory installed upgrade on FC/FCD models only.
- Doors open with touch latch
- To open the drawer, pull drawer front overhang - no handles available
- Display Wall can be purchased with optional monitor mount installed
- Mobile and stationary lecterns are available.
- Two Connecting Brackets are included.
- For optional light and microphone, see page 205 in the accessories section
- **Metal Leg finishes (conference furniture):**
 - BLKT Black Textured
 - TUNT Tungsten Textured
 - DWTT Designer White Textured
- **NOTE:** Arrow indicates direction of grain

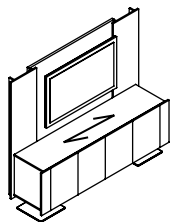


CONFERENCE ROOM FURNITURE	MODEL#	DIMENSIONS	FREIGHT CLASS	WT/LBS.	CUBIC FT.	LIST PRICE
 <p>Full Storage Credenza</p>	FC9020GG	20 x 90 x 29	125	241	36	\$11284
	FC8420GG	20 x 84 x 29	125	232	33	\$10837
	FC7820GG	20 x 78 x 29	125	223	31	\$10059
	FC7220GG	20 x 72 x 29	125	213	29	\$9787
	FC6020MM	20 x 60 x 29	125	194	26	\$9083
Standard with two sets of storage cabinets.						
 <p>Full Storage Credenza</p>	FCD9020A	20 x 90 x 29	125	249	36	\$11956
	FCD8420A	20 x 84 x 29	125	240	33	\$11512
	FCD7820A	20 x 78 x 29	125	230	31	\$10689
	FCD7220A	20 x 72 x 29	125	221	29	\$10459
	FCD6020A	20 x 60 x 29	125	202	26	\$9763
Standard with three box drawers on left, storage cabinets in center, and three box drawers on right.						
 <p>Decorative Back Panel</p>	FBP9020	20 x 90 x 29	92.5	41	4	\$1924
	FBP8420	20 x 84 x 29	100	38	4	\$1827
	FBP7820	20 x 78 x 29	85	36	3	\$1701
	FBP7220	20 x 72 x 29	92.5	33	3	\$1482
	FBP6020	20 x 60 x 29	100	27	3	\$1254
For FC/FCD credenza models only. Not sold individually. Must be ordered as an upgrade option only.						

Required Specifications

Front finish
Top/body finish
Leg finish

CONFERENCE ROOM FURNITURE



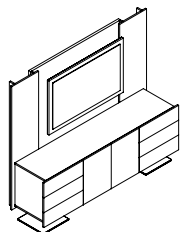
Display Wall Storage Credenza

MODEL#	DIMENSIONS D x W x H	FREIGHT CLASS	WT/LBS.	CUBIC FT.	LIST PRICE
FC9024GGTWH72	24 x 90 x 72	100	463	47	\$17489
FC8424GGTWH72	24 x 84 x 72	92.5	460	45	\$16659
FC7824GGTWH72	24 x 78 x 72	125	286	41	\$15471
FC7224GGTWH72	24 x 72 x 72	92.5	418	39	\$15004
FC9024GGTWH66	24 x 90 x 66	100	444	48	\$16882
FC8424GGTWH66	24 x 84 x 66	100	422	45	\$16218
FC7824GGTWH66	24 x 78 x 66	100	402	42	\$15057
FC7224GGTWH66	24 x 72 x 66	100	381	39	\$14592

With two sets of storage cabinets and display wall. Monitors and TV mounts are not included. Display wall includes GM1 grommet.

Monitor size chart based on display wall size:

Display Wall Width	Monitor Size
90"	54"
84"	50"
78"	46"
72"	42"



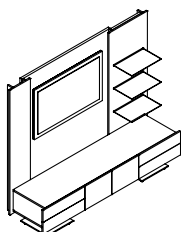
Display Wall Storage Credenza

FCD9024ATWH72	24 x 90 x 72	92.5	481	48	\$17757
FCD8424ATWH72	24 x 84 x 72	92.5	460	45	\$16929
FCD7824ATWH72	24 x 78 x 72	92.5	439	42	\$14121
FCD7224ATWH72	24 x 72 x 72	100	381	39	\$15223
FCD9024ATWH66	24 x 90 x 66	100	444	48	\$17153
FCD8424ATWH66	24 x 84 x 66	100	422	45	\$16486
FCD7824ATWH66	24 x 78 x 66	100	402	42	\$15330
FCD7224ATWH66	24 x 72 x 66	100	381	39	\$14863

With three box drawers on left, storage cabinets in center, and three box drawers on right, and display wall. Monitors and TV mounts are not included. Display wall includes GM1 grommet.

Monitor size chart based on display wall size:

Display Wall Width	Monitor Size
90"	54"
84"	50"
78"	46"
72"	42"



Display Wall Storage Credenza

FFTWA90WH72	24 x 90 x 72	92.5	482	41	\$18588
FFTWA84WH72	24 x 84 x 72	85	462	38	\$17953
FFTWA78WH72	24 x 78 x 72	85	442	35	\$17026
FFTWA72WH72	24 x 72 x 72	85	421	32	\$16007
FFTWA90WH66	24 x 90 x 66	92.5	462	40	\$17985
FFTWA84WH66	24 x 84 x 66	92.5	443	37	\$17349
FFTWA78WH66	24 x 78 x 66	85	424	34	\$16458
FFTWA72WH66	24 x 72 x 66	85	404	31	\$15535

With two box drawers on left, storage cabinets in center, and two box drawers on right, and display wall with shelves. Monitors and TV mounts are not included. Display wall includes GM1 grommet.

Monitor size chart based on display wall size:

Display Wall Width	Monitor Size
90"	54"
84"	50"
78"	46"
72"	42"

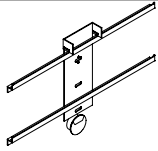
Required Specifications

Front/wall finish

Top/body finish

Leg finish

CONFERENCE ROOM ACCESSORIES

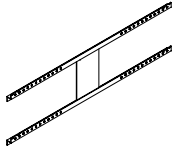


Flat Screen Monitor Mount

MODEL#	DIMENSIONS	FREIGHT CLASS	WT/LBS.	CUBIC FT.	LIST PRICE
--------	------------	---------------	---------	-----------	------------

FVMD	D x W x H 2 x 28 x 17	70	14	0.7	\$783
------	--------------------------	----	----	-----	--------------

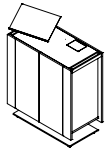
Flat screen monitor mount up to 50". To be used on Foundations display wall storage credenzas. GM1K (tungsten) grommet on the back panel is included.



Flat Screen Monitor Mount

FVLRG	2 x 38 x 21	60	25	0.75	\$651
-------	-------------	----	----	------	--------------

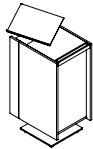
Flat screen monitor mount for over 50". To be used on Foundations display wall storage credenzas.



Lectern*

FLEC36	20 x 36 x 42	125	166	22	\$10800
--------	--------------	-----	-----	----	----------------

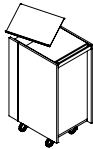
With pop-up door to reveal concealed power/data monument (power duplex, 15 pin VGA, data and telephone connectors). Optional light and/or microphone to be specified. Metal finish on base, book rest and handles must be specified. Includes 1 adjustable shelf.



Lectern*

FLEC24	20 x 24 x 42	100	135	15	\$8911
--------	--------------	-----	-----	----	---------------

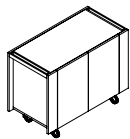
With laptop pull-out tray to reveal concealed power/data monument (power duplex, 15 pin VGA, data and telephone connectors). Optional light and/or microphone to be specified. Metal finish on base, book rest and handles must be specified. Includes 1 adjustable shelf.



Mobile Lectern*

FLEC24M	20 x 24 x 42	100	135	15	\$6601
---------	--------------	-----	-----	----	---------------

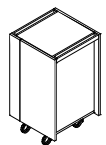
With laptop pull-out tray. Optional light and/or microphone to be specified. Metal finish on base, book rest and handles must be specified. Includes 1 adjustable shelf. Locking casters (Tungsten only).



Mobile Server*

FSM4020	20 x 40 x 30	150	108	21	\$7192
---------	--------------	-----	-----	----	---------------

With cutlery drawer and adjustable shelf. Metal finish on handles must be specified. Locking casters (Tungsten only).



Mobile Tech Cart

FTCM2020H42	20 x 20 x 42	150	67	13.5	\$5241
FTCM2020H36	20 x 20 x 36	150	54	10.5	\$4494

Metal finish on handles must be specified. Includes 1 adjustable shelf. Locking casters (Tungsten only).

Required Specifications

Front finish
Top/body finish
Metal finish*

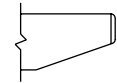
Optional Specifications

Light*
Microphone*

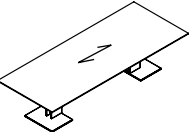
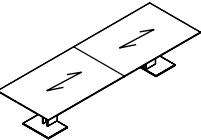
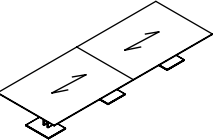
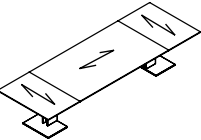
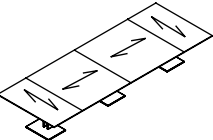
BOARDROOM TABLES - NOTES

D x W x H

- Table tops are 1.5" thick with a 2" undercut knife edge.

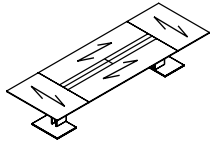


- All tops have a 1/8" (3mm) solid edge of walnut, cherry, maple and oak
- See notes section for optional grommet locations on tables without technology trough
- See "Technology Trough Details" on page 154
- For tables with 3 bases and technology trough, add **C** (for center base feed) or **E** (for end base feed) to the end of the model number (Example: FRESTCT19298**C**)
- Extended leveling capabilities below the top surface; interior column of base can be raised an additional 4" over the 0.5" of leveling glide adjustment at the floor if required. See installation instructions for further information.
- **NOTE:** Arrow indicates direction of grain

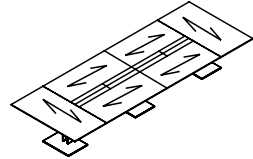
BOARDROOM TABLES - RECTANGULAR	MODEL#	DIMENSIONS	FREIGHT CLASS	WT/LBS.	CUBIC FT.	LIST PRICE
 Rectangular Table	FRE12048	48 x 120 x 29	100	450	54	\$15293
	FRE9648	48 x 96 x 29	125	390	49	\$13847
One piece top. Two bases.						
 Rectangular Table	FRE16848	48 x 168 x 29	100	571	65	\$18681
	FRE14448	48 x 144 x 29	100	511	60	\$16913
	FRE12048-2	48 x 120 x 29	100	450	56	\$15495
Two piece top. Two bases.						
 Rectangular Table	FRE24060	60 x 240 x 29	100	965	109	\$29818
	FRE21660	60 x 216 x 29	100	893	104	\$28146
	FRE19260	60 x 192 x 29	100	821	99	\$26418
	FRE16860	60 x 168 x 29	100	748	93	\$24710
	FRE21648	48 x 216 x 29	92.5	872	87	\$25829
	FRE19248	48 x 192 x 29	100	744	82	\$24295
Two piece top. Three bases.						
 Rectangular Table, Sectional*	FREST16848	48 x 168 x 29	100	571	65	\$19037
	FREST14448	48 x 144 x 29	100	511	60	\$17529
	FREST12048	48 x 120 x 29	100	450	54	\$16009
Three piece top. Two bases.						
 Rectangular Table, Sectional*	FREST24060	60 x 240 x 29	100	965	109	\$27693
	FREST21660	60 x 216 x 29	100	893	104	\$28753
	FREST19260	60 x 192 x 29	100	821	99	\$26836
	FREST16860	60 x 168 x 29	100	748	93	\$25000
	FREST21648	48 x 216 x 29	92.5	872	87	\$26533
	FREST19248	48 x 192 x 29	100	744	82	\$24898
Four piece top. Three bases.						
• 168"W table - midsection is one piece						

Required Specifications	Optional Specifications
Top finish/base side finish	Grommet
Base end finish	
Metal finish	

BOARDROOM TABLES - RECTANGULAR



Rectangular Table, Sectional



Rectangular Table, Sectional

MODEL#

DIMENSIONS

FREIGHT CLASS

WT/LBS.

CUBIC FT.

LIST PRICE

D x W x H

FRESTCT16848	48 x 168 x 29	100	659	69	\$29049
FRESTCT14448	48 x 144 x 29	100	584	63	\$23273
FRESTCT12048	48 x 120 x 29	100	508	57	\$21576

Four piece top. Two bases / power kit included.

- 168"W table includes technology trough with 8 doors
- 144"W and 120" tables include technology trough with 4 doors

FRESTCT24060	60 x 240 x 29	100	1113	116	\$42464
FRESTCT21660	60 x 216 x 29	100	1021	109	\$40210
FRESTCT19260	60 x 192 x 29	100	920	103	\$37770
FRESTCT16860	60 x 168 x 29	100	836	96	\$35253
FRESTCT21648	48 x 216 x 29	92.5	1000	92	\$38096
FRESTCT19248	48 x 192 x 29	100	843	87	\$35881

Six piece top. Three bases. Add **C** or **E** to end of model number to specify base feed location. Includes technology trough with 8 doors.

- 168"W table - midsection is one piece

BOARDROOM TABLES - BOW END

MODEL#

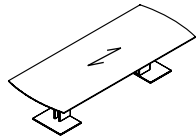
DIMENSIONS

FREIGHT CLASS

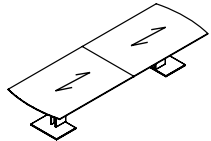
WT/LBS.

CUBIC FT.

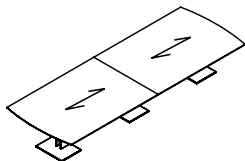
LIST PRICE



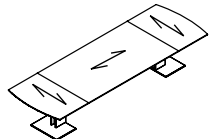
Bow End Table



Bow End Table



Bow End Table



Bow End Table, Sectional

FREBE12048	48 x 120 x 29	100	450	54	\$16056
FREBE9648	48 x 96 x 29	125	390	49	\$14539

One piece top. Two bases.

FREBE16848	48 x 168 x 29	100	571	65	\$19611
FREBE14448	48 x 144 x 29	100	511	60	\$17758
FREBE12048-2	48 x 120 x 29	100	450	56	\$16271

Two piece top. Two bases.

FREBE24060	60 x 240 x 29	100	965	109	\$31307
FREBE21660	60 x 216 x 29	100	893	104	\$29552
FREBE19260	60 x 192 x 29	100	821	99	\$27738
FREBE16860	60 x 168 x 29	100	748	93	\$25945
FREBE21648	48 x 216 x 29	92.5	872	87	\$27120
FREBE19248	48 x 192 x 29	100	744	82	\$25508

Two piece top. Three bases.

FREBEST16848	48 x 168 x 29	100	571	65	\$19991
FREBEST14448	48 x 144 x 29	100	511	60	\$18405
FREBEST12048	48 x 120 x 29	100	450	54	\$16810

Three piece top. Two bases.

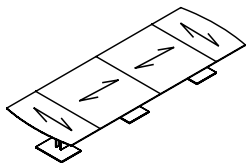
Required Specifications

Top finish/base side finish
Base end finish
Metal finish

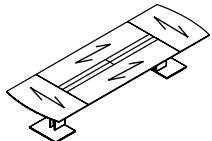
Optional Specifications

Grommet

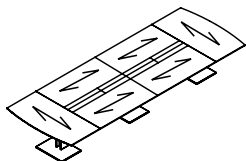
BOARDROOM TABLES - BOW END



Bow End Table, Sectional



Bow End Table, Sectional



Bow End Table, Sectional

MODEL#	DIMENSIONS	FREIGHT CLASS	WT/LBS.	CUBIC FT.	LIST PRICE
--------	------------	---------------	---------	-----------	------------

D x W x H

FREBEST24060	60 x 240 x 29	100	965	109	\$31982
FREBEST21660	60 x 216 x 29	100	893	104	\$30192
FREBEST19260	60 x 192 x 29	100	821	99	\$28179
FREBEST16860	60 x 168 x 29	100	748	93	\$26248
FREBEST21648	48 x 216 x 29	92.5	872	87	\$27861
FREBEST19248	48 x 192 x 29	100	744	82	\$26141

Four piece top. Three bases.

- 168"W table - midsection is one piece

FREBESTCT16848	48 x 168 x 29	100	659	69	\$30502
FREBESTCT14448	48 x 144 x 29	100	584	63	\$24434
FREBESTCT12048	48 x 120 x 29	100	508	57	\$22654

Four piece top. Two bases / power kit included.

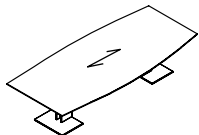
- 168"W table includes technology trough with 8 doors
- 144"W and 120" tables include technology trough with 4 doors

FREBESTCT24060	60 x 240 x 29	100	1113	116	\$44585
FREBESTCT21660	60 x 216 x 29	100	1021	109	\$42217
FREBESTCT19260	60 x 192 x 29	100	920	103	\$39659
FREBESTCT16860	60 x 168 x 29	100	836	96	\$37015
FREBESTCT21648	48 x 216 x 29	92.5	1000	92	\$40000
FREBESTCT19248	48 x 192 x 29	100	843	87	\$37673

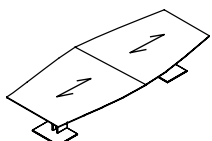
Six piece top. Three bases. Add **C** or **E** to end of model number to specify base feed location. Includes technology trough with 8 doors.

- 168"W table - midsection is one piece

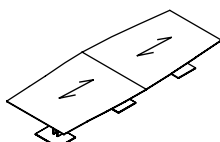
BOARDROOM TABLES - BOAT SHAPED



Boat Shaped Table



Boat Shaped Table



Boat Shaped Table

MODEL#	DIMENSIONS	FREIGHT CLASS	WT/LBS.	CUBIC FT.	LIST PRICE
--------	------------	---------------	---------	-----------	------------

FBO12048	48 x 120 x 29	100	450	54	\$16856
FBO9648	48 x 96 x 29	125	390	49	\$15264

One piece top. Two bases.

FBO16848	48 x 168 x 29	100	571	65	\$20590
FBO14448	48 x 144 x 29	100	511	60	\$18644
FBO12048-2	48 x 120 x 29	100	450	56	\$17081

Two piece top. Two bases.

FBO24060	60 x 240 x 29	100	965	109	\$32871
FBO21660	60 x 216 x 29	100	893	104	\$31028
FBO19260	60 x 192 x 29	100	821	99	\$29124
FBO16860	60 x 168 x 29	100	748	93	\$27237
FBO21648	48 x 216 x 29	92.5	872	87	\$28473
FBO19248	48 x 192 x 29	100	744	82	\$26784

Two piece top. Three bases.

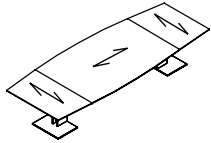
Required Specifications

Top finish/base side finish
Base end finish
Metal finish

Optional Specifications

Grommet

BOARDROOM TABLES - BOAT SHAPED



Boat Shaped Table, Sectional

MODEL#

DIMENSIONS

FREIGHT CLASS

WT./LBS.

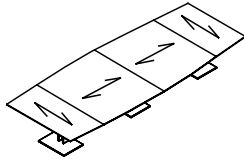
CUBIC FT.

LIST PRICE

D x W x H

FBOST16848	48 x 168 x 29	100	571	65	\$20991
FBOST14448	48 x 144 x 29	100	511	60	\$19325
FBOST12048	48 x 120 x 29	100	450	54	\$17650

Three piece top. Two bases.

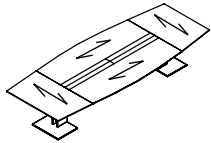


Boat Shaped Table, Sectional

FBOST24060	60 x 240 x 29	100	965	109	\$33582
FBOST21660	60 x 216 x 29	100	893	104	\$31700
FBOST19260	60 x 192 x 29	100	821	99	\$29587
FBOST16860	60 x 168 x 29	100	748	93	\$27558
FBOST21648	48 x 216 x 29	92.5	872	87	\$29250
FBOST19248	48 x 192 x 29	100	744	82	\$27447

Four piece top. Three bases.

- 168"W table - midsection is one piece

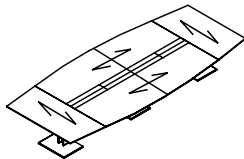


Boat Shaped Table, Sectional

FBOSTCT16848	48 x 168 x 29	100	659	69	\$32027
FBOSTCT14448	48 x 144 x 29	100	584	63	\$25652
FBOSTCT12048	48 x 120 x 29	100	508	57	\$23787

Four piece top. Two bases / power kit included.

- 168"W table includes technology trough with 8 doors
- 144"W and 120" tables include technology trough with 4 doors



Boat Shaped Table, Sectional

FBOSTCT24060	60 x 240 x 29	100	1113	116	\$46812
FBOSTCT21660	60 x 216 x 29	92.5	1021	91	\$44325
FBOSTCT19260	60 x 192 x 29	100	920	103	\$41641
FBOSTCT16860	60 x 168 x 29	100	836	96	\$38863
FBOSTCT21648	48 x 216 x 29	92.5	1000	92	\$41456
FBOSTCT19248	48 x 192 x 29	100	843	87	\$39556

Six piece top. Three bases. Add **C** or **E** to end of model number to specify base feed location. Includes technology trough with 8 doors.

- 168"W table - midsection is one piece

BOARDROOM TABLES - BOAT SHAPED, BOW END

MODEL#

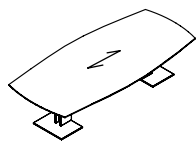
DIMENSIONS

FREIGHT CLASS

WT./LBS.

CUBIC FT.

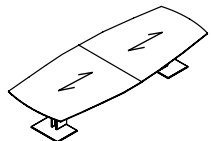
LIST PRICE



Boat Shaped Table, Bow End

FBOBE12048	48 x 120 x 29	100	450	54	\$17426
FBOBE9648	48 x 96 x 29	125	390	49	\$15757

One piece top. Two bases.



Boat Shaped Table, Bow End

FBOBE16848	48 x 168 x 29	100	571	65	\$21347
FBOBE14448	48 x 144 x 29	100	511	60	\$19309
FBOBE12048-2	48 x 120 x 29	100	450	56	\$17664

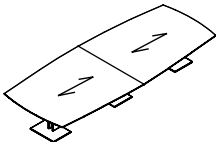
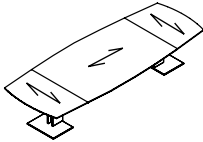
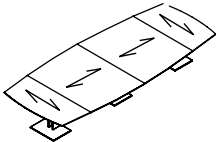
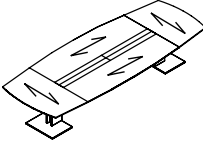
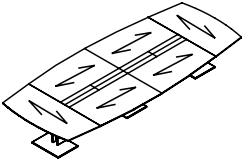
Two piece top. Two bases.

Required Specifications

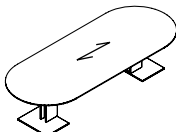
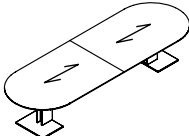
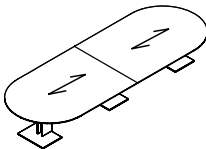
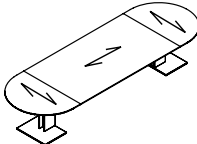
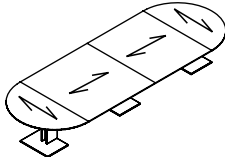
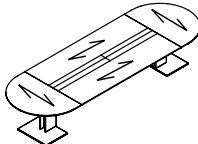
Top finish/base side finish
Base end finish
Metal finish

Optional Specifications

Grommet

BOARDROOM TABLES - BOAT SHAPED, BOW END						
 Boat Shaped Table, Bow End	MODEL#	DIMENSIONS	FREIGHT CLASS	WT/LBS.	CUBIC FT.	LIST PRICE
		D x W x H				
	FBOBE24060	60 x 240 x 29	100	965	109	\$34246
	FBOBE21660	60 x 216 x 29	100	893	104	\$32304
	FBOBE19260	60 x 192 x 29	100	821	99	\$30309
	FBOBE16860	60 x 168 x 29	100	748	93	\$28329
	FBOBE21648	48 x 216 x 29	92.5	872	87	\$29622
	FBOBE19248	48 x 192 x 29	100	744	82	\$27852
Two piece top. Three bases.						
 Boat Shaped Table, Bow End, Sectional	FBOBEST16848	48 x 168 x 29	100	571	65	\$21767
	FBOBEST14448	48 x 144 x 29	100	511	60	\$20020
	FBOBEST12048	48 x 120 x 29	100	450	54	\$18249
	Three piece top. Two bases.					
 Boat Shaped Table, Bow End, Sectional	FBOBEST24060	60 x 240 x 29	100	965	109	\$34992
	FBOBEST21660	60 x 216 x 29	100	893	104	\$33011
	FBOBEST19260	60 x 192 x 29	100	821	99	\$30513
	FBOBEST16860	60 x 168 x 29	100	748	93	\$28667
	FBOBEST21648	48 x 216 x 29	92.5	872	87	\$30444
	FBOBEST19248	48 x 192 x 29	100	744	82	\$28545
Four piece top. Three bases. • 168"W table - midsection is one piece						
 Boat Shaped Table, Bow End, Sectional	FBOBESTCT16848	48 x 168 x 29	100	659	69	\$33356
	FBOBESTCT14448	48 x 144 x 29	100	584	63	\$26666
	FBOBESTCT12048	48 x 120 x 29	100	508	57	\$24704
Four piece top. Two bases / power kit included. • 168"W table includes technology trough with 8 doors • 144"W and 120" tables include technology trough with 4 doors						
 Boat Shaped Table, Bow End, Sectional	FBOBESTCT24060	60 x 240 x 29	100	1113	116	\$48881
	FBOBESTCT21660	60 x 216 x 29	100	1021	109	\$46270
	FBOBESTCT19260	60 x 192 x 29	100	920	103	\$43449
	FBOBESTCT16860	60 x 168 x 29	100	836	96	\$40550
	FBOBESTCT21648	48 x 216 x 29	92.5	1000	92	\$43259
	FBOBESTCT19248	48 x 192 x 29	100	843	87	\$41260
Six piece top. Three bases. Add C or E to end of model number to specify base feed location. Includes technology trough with 8 doors. • 168"W table - midsection is one piece						

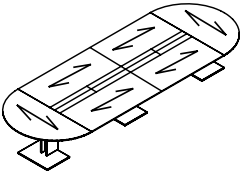
Required Specifications	Optional Specifications
Top finish/base side finish	Grommet
Base end finish	
Metal finish	

BOARDROOM TABLES - RACETRACK		MODEL#	DIMENSIONS	FREIGHT CLASS	WT/LBS.	CUBIC FT.	LIST PRICE
	Racetrack Table		D x W x H				
		FRA12048	48 x 120 x 29	100	450	54	\$17700
		FRA9648	48 x 96 x 29	125	390	49	\$16029
One piece top. Two bases.							
	Racetrack Table	FRA16848	48 x 168 x 29	100	571	65	\$21618
		FRA14448	48 x 144 x 29	100	511	60	\$19575
		FRA12048-2	48 x 120 x 29	100	450	56	\$17935
Two piece top. Two bases.							
	Racetrack Table	FRA24060	60 x 240 x 29	100	965	109	\$34516
		FRA21660	60 x 216 x 29	100	893	104	\$32576
		FRA19260	60 x 192 x 29	100	821	99	\$30580
		FRA16860	60 x 168 x 29	100	748	93	\$28597
		FRA21648	48 x 216 x 29	92.5	872	87	\$29895
		FRA19248	48 x 192 x 29	100	744	82	\$28121
Two piece top. Three bases.							
	Racetrack Table, Sectional	FRAST16848	48 x 168 x 29	100	571	65	\$22034
		FRAST14448	48 x 144 x 29	100	511	60	\$20291
		FRAST12048	48 x 120 x 29	100	450	54	\$18522
Three piece top. Two bases.							
	Racetrack Table, Sectional	FRAST24060	60 x 240 x 29	100	965	109	\$35261
		FRAST21660	60 x 216 x 29	100	893	104	\$33285
		FRAST19260	60 x 192 x 29	100	821	99	\$30783
		FRAST16860	60 x 168 x 29	100	748	93	\$28937
		FRAST21648	48 x 216 x 29	92.5	872	87	\$30714
		FRAST19248	48 x 192 x 29	100	744	82	\$28817
Four piece top. Three bases. <ul style="list-style-type: none">• 168"W table - midsection is one piece							
	Racetrack Table, Sectional	FRASTCT16848	48 x 168 x 29	100	659	69	\$33627
		FRASTCT14448	48 x 144 x 29	100	584	63	\$26935
		FRASTCT12048	48 x 120 x 29	100	508	57	\$24974
Four piece top. Two bases / power kit included. <ul style="list-style-type: none">• 168"W table includes technology trough with 8 doors• 144"W and 120" tables include technology trough with 4 doors							

Required Specifications	Optional Specifications
Top finish/base side finish	Grommet
Base end finish	
Metal finish	



BOARDROOM TABLES - RACETRACK



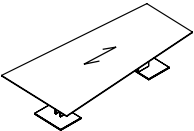
Racetrack Table, Sectional

MODEL#	DIMENSIONS D x W x H	FREIGHT CLASS	WT/LBS.	CUBIC FT.	LIST PRICE
FRASTCT24060	60 x 240 x 29	100	1113	116	\$49152
FRASTCT21660	60 x 216 x 29	100	1021	109	\$46539
FRASTCT19260	60 x 192 x 29	100	920	103	\$43721
FRASTCT16860	60 x 168 x 29	100	836	96	\$40802
FRASTCT21648	48 x 216 x 29	92.5	1000	92	\$43529
FRASTCT19248	48 x 192 x 29	100	843	87	\$41533

Six piece top. Three bases. Add **C** or **E** to end of model number to specify base feed location. Includes technology trough with 8 doors.

- 168"W table - midsection is one piece

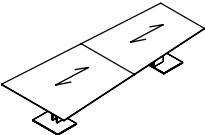
BOARDROOM TABLES - WEDGE



Wedge Table

MODEL#	DIMENSIONS	FREIGHT CLASS	WT/LBS.	CUBIC FT.	LIST PRICE
FWE1206048	60-48 x 120 x 29	100	511	60	\$15560

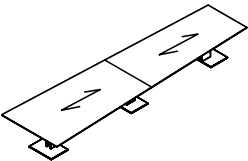
One piece top. Two bases.



Wedge Table

FWE1446048	48 x 144 x 29	100	571	65	\$18950
FWE1206048-2	48 x 120 x 29	100	511	60	\$17183

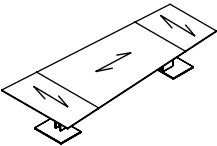
Two piece top. Two bases.



Wedge Table

FWE2406048	60-48 x 240 x 29	100	1037	114	\$30089
FWE2166048	60-48 x 216 x 29	100	965	109	\$28414
FWE1926048	60-48 x 192 x 29	100	893	104	\$26687
FWE1686048	60-48 x 168 x 29	100	630	70	\$24977

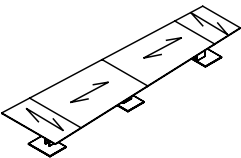
Two piece top. Three bases.



Wedge Table, Sectional

FWEST1446048	60-48 x 144 x 29	100	571	65	\$19311
FWEST1206048	60-48 x 120 x 29	100	511	60	\$17803

Three piece top. Two bases.



Wedge Table, Sectional

FWEST2406048	60-48 x 240 x 29	100	1037	114	\$30194
FWEST2166048	60-48 x 216 x 29	100	965	109	\$29026
FWEST1926048	60-48 x 192 x 29	100	893	104	\$28179
FWEST1686048	60-48 x 168 x 29	100	630	70	\$25269

Four piece top. Three bases.

- 168"W table - midsection is one piece

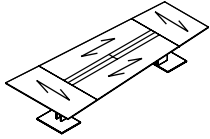
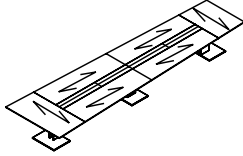
Required Specifications

Top finish/base side finish
Base end finish
Metal finish

Optional Specifications

Grommet

BOARDROOM TABLES - WEDGE

**Wedge Table, Sectional*****Wedge Table, Sectional***

MODEL#	DIMENSIONS	FREIGHT CLASS	WT/LBS.	CUBIC FT.	LIST PRICE
--------	------------	---------------	---------	-----------	------------

D x W x H

FWESTCT1446048	60-48 x 144 x 29	100	571	65	\$29332
FWESTCT1206048	60-48 x 120 x 29	100	511	60	\$23542

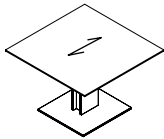
Four piece top. Two bases / power kit included. Includes technology trough with 4 doors

FWESTCT2406048	60 x 240 x 29	100	1037	114	\$42734
FWESTCT2166048	60 x 216 x 29	100	965	109	\$40478
FWESTCT1926048	60 x 192 x 29	100	893	104	\$37770
FWESTCT1686048	60 x 168 x 29	100	823	99	\$35520

Six piece top. Three bases. Add **C** or **E** to end of model number to specify base feed location. Includes technology trough with 8 doors.

- 168"W table - midsection is one piece

BOARDROOM TABLES - SQUARE

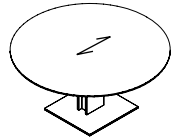
**Square Table**

MODEL#	DIMENSIONS	FREIGHT CLASS	WT/LBS.	CUBIC FT.	LIST PRICE
--------	------------	---------------	---------	-----------	------------

FRE6060	60 x 60 x 29	150	261	44	\$9072
FRE5454	54 x 54 x 29	150	233	42	\$8467
FRE4848	48 x 48 x 29	150	207	40	\$7833
FRE4242	42 x 42 x 29	150	185	39	\$7355

One base. No grommet option available.

BOARDROOM TABLES - ROUND

**Round Table**

MODEL#	DIMENSIONS	FREIGHT CLASS	WT/LBS.	CUBIC FT.	LIST PRICE
--------	------------	---------------	---------	-----------	------------

FRO60	60 x 60 x 29	150	261	44	\$9525
FRO54	54 x 54 x 29	150	233	42	\$8891
FRO48	48 x 48 x 29	150	207	40	\$8223
FRO42	42 x 42 x 29	150	185	39	\$7724






One base. No grommet option available.

Required Specifications

Top finish/base side finish
Base end finish
Metal finish

Optional Specifications

Grommet*

POWER/DATA	MODEL#	DIMENSIONS	FREIGHT CLASS	WT/LBS.	CUBIC FT.	LIST PRICE
		D x W x H				
	PRTMCS401B	4.22 x 10.78 x 4.86	100	4.3	0.51	\$486
	PRTMCS401T	4.22 x 10.78 x 4.86	100	4.3	0.51	\$486
	PRTMCS401W	4.22 x 10.78 x 4.86	100	4.3	0.51	\$486
						
	PRTMCS421B	4.22 x 10.78 x 4.86	100	4.3	0.51	\$638
	PRTMCS421T	4.22 x 10.78 x 4.86	100	4.3	0.51	\$638
	PRTMCS421W	4.22 x 10.78 x 4.86	100	4.3	0.51	\$638
						
	PRTMCD602B	6.22 x 10.78 x 4.86	92.5	5.9	0.51	\$555
	PRTMCD602T	6.22 x 10.78 x 4.86	92.5	5.9	0.51	\$555
	PRTMCD602W	6.22 x 10.78 x 4.86	92.5	5.9	0.51	\$555
						
	PRTMCD622B	6.22 x 10.78 x 4.86	92.5	6.1	0.51	\$699
	PRTMCD622T	6.22 x 10.78 x 4.86	92.5	6.1	0.51	\$699
	PRTMCD622W	6.22 x 10.78 x 4.86	92.5	6.1	0.51	\$699
						
	PRTMCD642B	6.22 x 10.78 x 4.86	85	6.3	0.51	\$842
	PRTMCD642T	6.22 x 10.78 x 4.86	85	6.3	0.51	\$842
	PRTMCD642W	6.22 x 10.78 x 4.86	85	6.3	0.51	\$842

Single Sided Recessed Power Block

Single-sided recessed power block with **one regular duplex and one telecom knockout on top; one power duplex on bottom**. 10' power cord with straight plug. Specify telecom options separately. Available in Black (**B**), Tungsten (**T**) or Designer White (**W**) as indicated by the last letter of model number. Duplexes always Grey. Corresponding cut-out options are **R1**, **R2** or **R3**. Units are not approved for daisy chaining. UL listed: UL 1363.

Single Sided Recessed Power Block - USB-A + USB-C

Single-sided recessed power block with **one power/USB-A/USB-C duplex and one telecom knockout on top; one power duplex on bottom**. USB-A port charges max 2.4 amps at 5V and USB-C port charges max 3 amps at 5V. 10' power cord with straight plug. Specify telecom options separately. Available in Black (**B**), Tungsten (**T**) or Designer White (**W**) as indicated by the last letter of model number. Duplexes always Grey (duplex with USB ports is glossy finish). Corresponding cut-out options are **R1**, **R2** or **R3**. Units are not approved for daisy chaining. UL listed: UL 1363.

Double Sided Recessed Power Block

Double-sided recessed power block with **two regular power duplexes and two telecom knockouts on top; one power duplex on bottom**. 10' power cord with straight plug. Specify telecom options separately. Available in Black (**B**), Tungsten (**T**) or Designer White (**W**) as indicated by last letter of model number. Duplexes always Grey. Corresponding cut-out options are **T1**, **T2** or **T3**. Units are not approved for daisy chaining. UL listed: UL 1363.


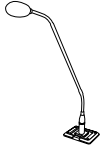
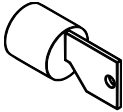
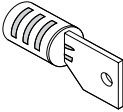
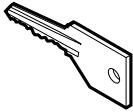

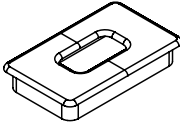
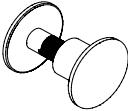
Double Sided Recessed Power Block - USB-A + USB-C

Double-sided recessed power block with **one regular power duplex, one power/USB-A/USB-C duplex and two telecom knockouts on top; one power duplex on bottom**. USB-A port charges max 2.4 amps at 5V and USB-C port charges max 3 amps at 5V. 10' power cord with straight plug. Specify telecom options separately. Available in Black (**B**), Tungsten (**T**) or Designer White (**W**) as indicated by last letter of model number. Duplexes always Grey (duplex with USB ports is glossy finish). Corresponding cut-out options are **T1**, **T2** or **T3**. Units are not approved for daisy chaining. UL listed: UL 1363.

Double Sided Recessed Power Block - USB-A + USB-C

Double-sided recessed power block with **two power/USB-A/USB-C duplexes and two telecom knockouts on top; one power duplex on bottom**. USB-A port charges max 2.4 amps at 5V and USB-C port charges max 3 amps at 5V. 10' power cord with straight plug. Specify telecom options separately. Available in Black (**B**), Tungsten (**T**) or Designer White (**W**) as indicated by last letter of model number. Duplexes always Grey (duplex with USB ports is glossy finish). Corresponding cut-out options are **T1**, **T2** or **T3**. Units are not approved for daisy chaining. UL listed: UL 1363.

Required Specifications
Finish

ACCESSORIES	MODEL#	DIMENSIONS	FREIGHT CLASS	WT/LBS.	CUBIC FT.	LIST PRICE
<div><p>LED Snake Light with Dimmer</p><p>Microphone</p><p>Lock Assembly</p><p>Lock Drum with Key</p><p>Extra Key</p><p>Grommet Cover Round</p><p>Grommet</p><p>Quick Connector</p></div>		D x W x H				
	LIG400	2.5 x 6.5 x 13	70	1	1	\$406
	MIC400	2 x 2 x 24	70	1	1	\$1060
	LO/C	--	70	--	--	\$113
	Tungsten.					
	LOB/C	--	70	--	--	\$47
	Tungsten.					
	LOCK	--	70	--	--	\$46
	Specify key #. Key range 401 - 420.					
	GM1	2 dia x --	70	--	--	\$70
	GM1K	2 dia x --	70	--	--	\$70
	2.75" diameter.					
	• Specify GM1 for Black or GM1K for Tungsten.					
	GM5C	2 x 3.5 x --	70	--	--	\$114
	Rectangular grommet in metal, tungsten finish.					
	QC50	--	70	.01	.01	\$11
	QC30	--	70	.01	.01	\$11

Required Specifications	Optional Specifications
Top finish	Grommet
Body finish	Modesty Panel