



Contemporary. Minimal. Inspirational. **Foundations** desking draws upon a contemporary minimal aesthetic, paring down furniture structure and surface to its essence to reveal an architecture of simple horizontal and vertical planar elements.

Each piece is designed to serve the needs of a changing office landscape, elevating the look and function of the private office and taking into account the diverse uses of meeting rooms in the modern work environment. Designed by Christopher Wright.

Foundations components for the private office include modular desks, credenzas and wall storage units punctuated by niches set into the vertical plane of the unit. Personal items or work tools can be stored in niches, desks and storage components that combine to suit individual work styles.

Features and Benefits

- Workwalls support configurations or function as display backdrops
- Niches are designed to accept tackboards, remote-controlled LED lighting and flat screen monitors
- Wall units can be specified with LED lighting.
- Power, data and cable management accessories are available on any Foundations unit, including boardroom tables to meet exact requirements.
- A full array of complementary conference room furnishings are available to coordinate the entire office.



Open frame leg



Workwall niche offers a surface, storage or display.



Workwall with integrated storage credenza.

GENERAL INFORMATION

- Foundations includes workwalls, single- and double-pedestal desks and executive desk extensions, bridges and transaction counters
- Storage components include credenzas, bench storage, wall-mounted and freestanding storage
- Two- or three-tone finish options allow for a distinctive aesthetic
- Executive desk extensions are supported by an open frame leg or elevated pedestals
- Modular wall units, pedestals and credenzas allow for scalable storage solutions; components accommodate L- and U-shaped configurations, as well as desk and workwall/credenza combinations.
- For environmental certification, please visit globalfurnituregroup.com

CONSTRUCTION

- Engineered veneer is real wood that through a manufacturing process of slicing, dyeing, gluing and re-slicing achieves consistent wood grain and color structure.
- Veneer is purchased by the block and sliced into a rift cut slip matched pattern to a thickness of 0.6mm (1/42"). Global lays up rift cut veneers in a slip match method.

FINISHES

- Conversion varnish (similar to catalyzed lacquer, but tougher), 25 degree sheen. Finishes are not buffed or rubbed.
- All Global wood casegood products are veneered and finished on the back sides (360° finishing), except modular under-surface storage - tops and backs are unfinished.
- Touch up kits available, includes a touch up marker and fill crayon. Order **VTOUCHUPKIT, \$175** list. Specify finish when ordering.
- Global standard finish, on oak and walnut, is open pore and on cherry and maple is semi-closed pore. If a full finish is required for walnut, cherry, anigre and maple tops, Add the suffix "2" to the finish code and Add 5% to the base pricing for each product.

CUSTOM FINISH IS AVAILABLE.

PEDESTALS AND CREDENZAS

- Suspended 7.5" off the floor by an open framed aluminum leg
- Locks are always located on the side panel.
- Handle placement is offset from the center, towards the lock
- Overall height is 26.5"
- Pedestal drawer suspensions are metal ball bearing type. Both box and file drawers are full extension.
- Hanging file rails are pre-installed on file drawer perimeters. The back rail in a lateral file drawer is designed for both letter and legal size filing.
- Drawer sides and bottoms are wrapped black vinyl.
- Drawer front is an applied element to a four sided drawer. Drawer fronts are veneered on all surfaces. Drawer fronts can be removed or replaced in the field.
- Leveling glides have 1" range of adjustment.

HARDWARE

- All necessary hardware to assemble the furniture is included in the shipment. Actual wall-attachment fasteners for wall cabinets and tackboards are not included due to variable site conditions.
- Hanging file rails are pre-installed on file drawer perimeters and accommodate both legal and letter size filing. Legal filing can be achieved either as side-to-side or front-to-back. Letter filing can be achieved as front-to-back filing only.
- Connecting brackets are used to attached bridges and returns to desk, and are shipped pre-attached to the bottom of the bridge or return. Additional screws are shipped in a plastic bag.

INSTALLATION

- **Wall-mounted cabinets and tackboards** are shipped with preattached horizontal wall rails at the back of each unit. The wall-side components must be detached from the unit and fastened to the wall accordingly. Wall fasteners are not included due to the variable site conditions. Securing the wall rail to a vertical structural member is the required manner of installation. The cabinet or tackboard is then lowered on to the wall rail. It is important to level the wall rail before installation. Wall cabinets are equipped with levelers at the bottom of the back panels for proper cabinet alignment. Units with doors are equipped with adjustable European door hinges to assist in door alignment. It is required to use a #8 wood screw through the back of the cabinet and the wall-mounted rail, to further secure the wall attachment. Tackboards have vertical grooves in the back for tasklight wiring.
- **Transaction counter and decorative panels** are shipped knock down. To assemble it follow the assembly instruction sheet included. To secure the transaction counter to the desk, double sided tape is applied to the bottom of the end panels. Included screws must be used to attach the decorative panel to the desk.
- **Modular storage units:** Have pre-drilled holes through the tops for securing to the bottom of the work surfaces. Screws and lock keys are included in a plastic bag fastened inside the pedestal. Pedestals may be installed flush or offset. Disassemble the modular unit first before relocating the entire unit to avoid damage or bodily injuries.
- **Work Walls:** Incorporate storage units, credenzas and niches of different sizes, attached to the base with connecting bolts. Upper units are installed with plastic dowels. Small connectors are supplied to secure the units thru the side panels. Complete assembly instruction is included with the wall unit. All necessary connectors and dowels are shipped in a plastic bag.
- **Credenza backpanels and display walls:** Optional credenza backpanels and display walls are attached to the units with supplied quick connectors. To assemble the display wall follow the assembly instructions included. All connectors and screws are shipped in a plastic bag.
- **Tables:** All table components are shipped in multiple boxes. Screws and table connectors are packed in a separate box identified with the label "Hardware Enclosed". Assembly instructions for specific tables are included.

F FOUNDATIONS - HOW TO SPECIFY

1. SPECIFY MODEL NUMBER

2. SPECIFY FINISH

WORKSURFACE TOP & DRAWER/DOOR FRONTS, BODY FINISHES (INCLUDING PEDESTALS) - VENEER

Foundations Engineered Veneer Finishes (Horizontal Grain Standard):

Code	Finish	Veneer Type	Cut
NTF	Natural	Maple Reconstituted	Rift
TLF	Twilight	Maple Reconstituted	Rift
CIF	Chai	White Oak Reconstituted	Rift
FGF	Fig	White Oak Reconstituted	Rift
STF	Sumatra	White Oak Reconstituted	Rift
MTF	Metro	White Oak Reconstituted	Rift
MSF	Mesa	White Oak Reconstituted	Rift
CHF	Cashmere	White Oak Reconstituted	Rift
SNF	Sienna	White Oak Reconstituted	Rift
WIF	Winter	White Oak Reconstituted	Rift

METAL LEG FINISH (Casegoods):

SGR Silver Glimmer

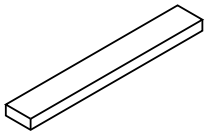
METAL LEG FINISHES (Conference Tables):

BLKT Black Textured
 TUNT Tungsten Textured
 DWTT Designer White Textured

3. SPECIFY OPTIONS

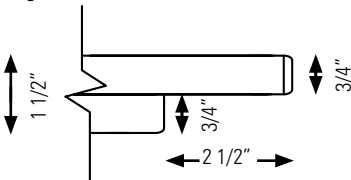
Handle

- Handles are standard on most drawers/storage modules.

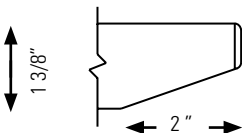


PL83 Anodized Aluminum, 7.2"

Edges



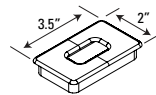
Edge Detail - Casegoods



Edge Detail - Conference Tables

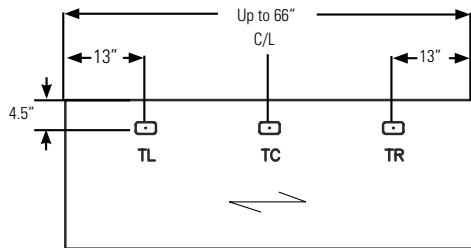
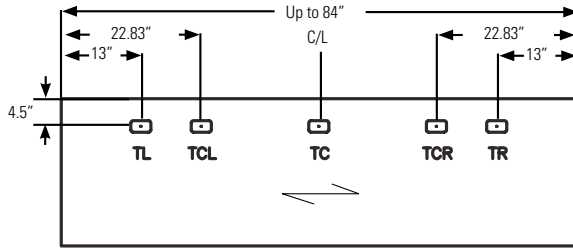
Grommets

- Standard grommet on all components is **GM5**. Grommets are included with products where shown in product line drawings.
- Optional grommets may be ordered in standard worksurface locations (left, center or right). Order as **GM5L, GM5C or GM5R**. **Add \$103.**
- Grommet hole dimensions are 3.5" x 2"
- Grommets available in Tungsten only

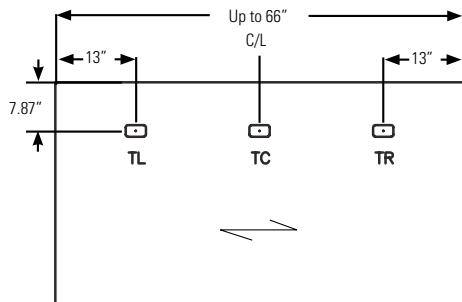
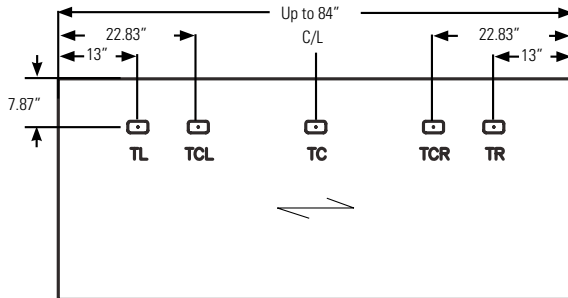


- Components that come standard with grommet may be ordered without a grommet. Order as **RSG** - **Add \$57.**
- View diagrams on the following pages for additional details.

For tops up to 24"D



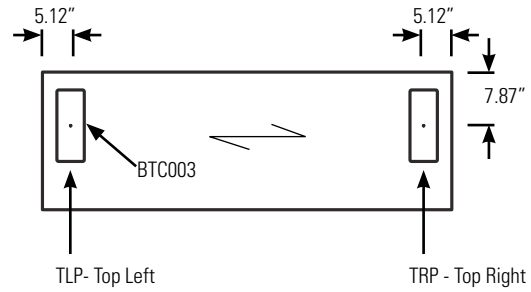
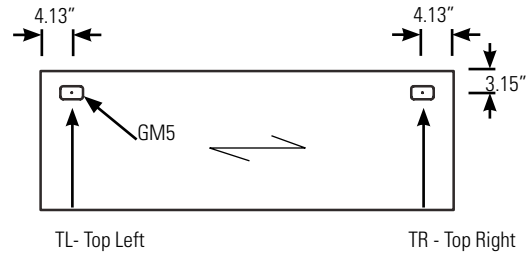
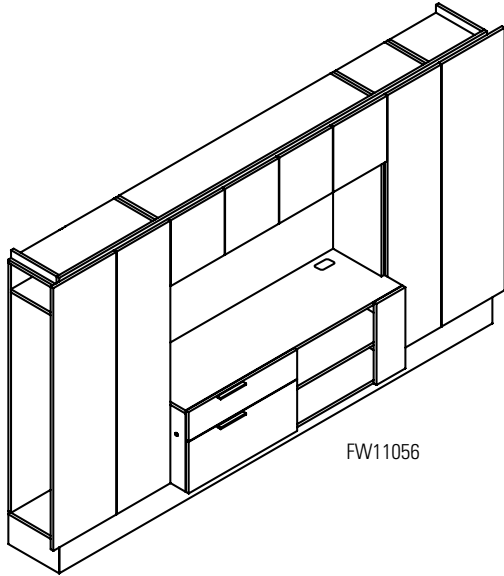
For tops 30" to 36"D



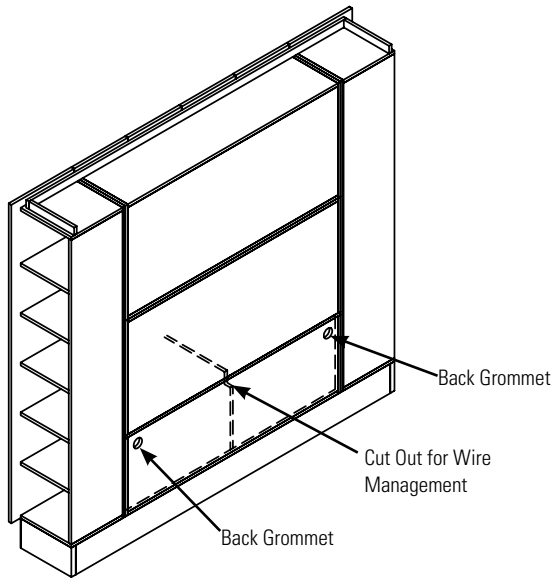
F FOUNDATIONS - NOTES

Optional Grommet Locations on Work Walls

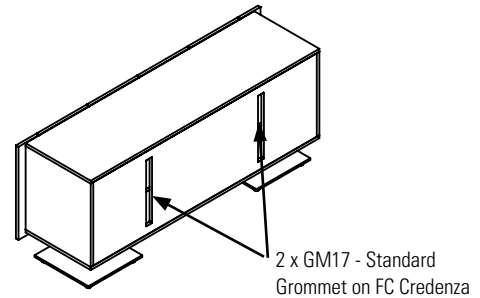
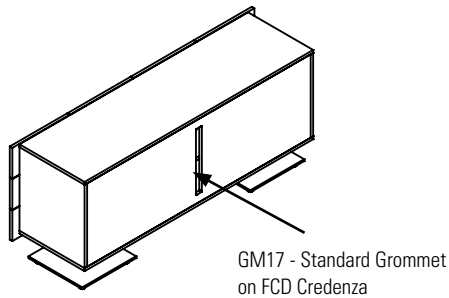
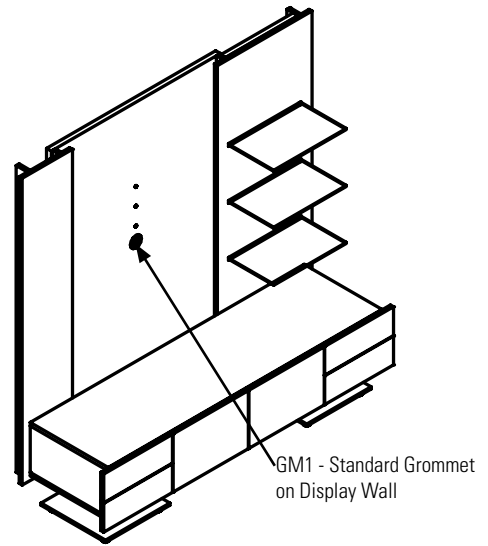
Grommets and Grommet Locations must be specified.



Standard Grommet Locations on Work Walls



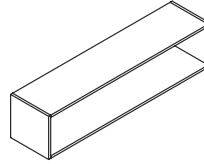
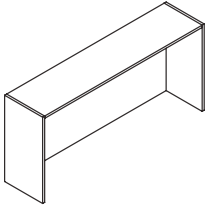
FW9570-IR Back View



Work Wall Display Niches

- Available widths 15", 30", 45", 60" wide.
- Available heights 14", 28", 42" high.
- Maximum niche dimension 60" wide is 42" high.
- Maximum niche dimension 75" wide is 28" high.

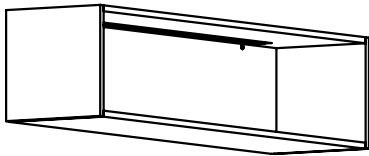
When a niche is placed on 20" cantilevered storage there is no bottom. When a niche is placed between storage components it always has a bottom.



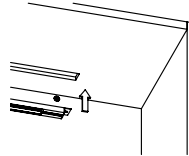
Work Wall Lighting

- LED lights for niches must be specified at time of manufacture. When more than one LED light is required in a work wall configuration, a single remote switch is included. Up to four LED lights can work off a single transformer.

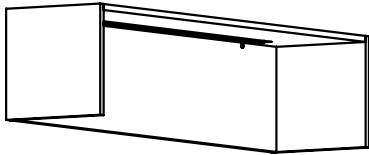
Four sided niche with routed upper panel for LED light.




Niche is routed on inside top panel & back is drilled for wire pass through.



Open bottom niche with routed upper panel for LED light.



LED lights available in 12", 24", 36" and 48" widths.



F FOUNDATIONS - NOTES

CONFERENCE TABLES DETAILS

Optional Grommet Locations for Conference Table Tops

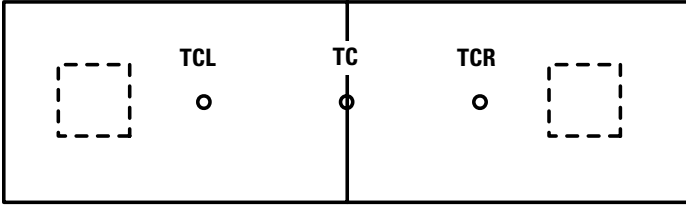
Grommets and Grommet Locations must be specified.

For tables that are 48" wide and 96", 120", 144" or 168" long:

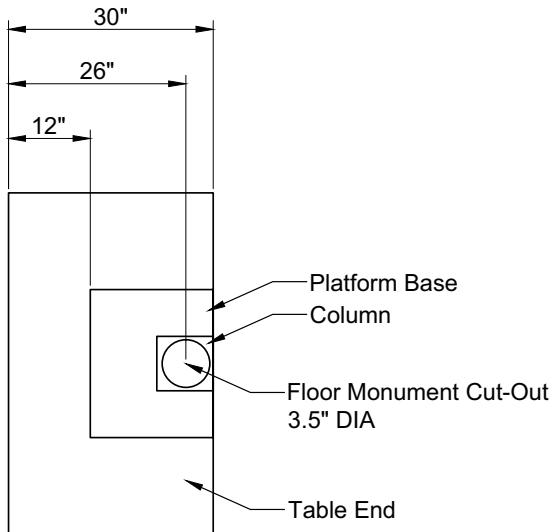
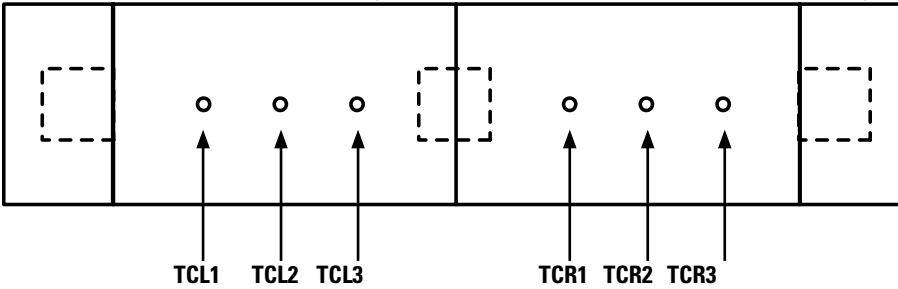
TCL - Top Center Left

TCR - Top Left

TC - Top Center

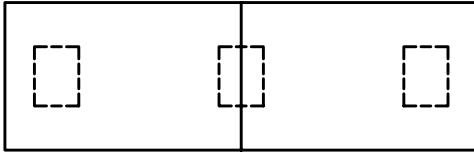


For tables that are 48" wide and 192" or 216" long and tables that are 60" wide and 168", 192", 216" or 240" long:

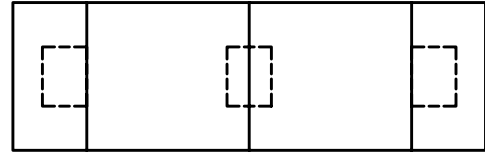


Conference Table Top and Base Guide

Conference Table, two piece Top with 3 Bases



Sectional Conference Table with 3 Bases



Conference Table, two piece Top with 2 Bases



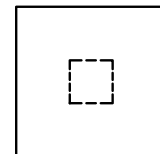
Sectional Conference Table with 2 Bases



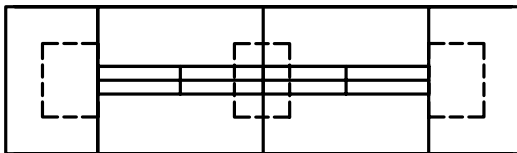
Conference Table, one piece Top with 2 Bases



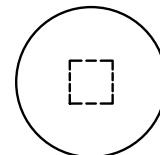
Square Table Top with Mono Base



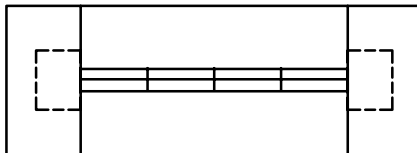
Sectional Conference Table with Technology Trough and 3 Bases



Round Table Top with Mono Base



Sectional Conference Table with Technology Trough and 2 Bases

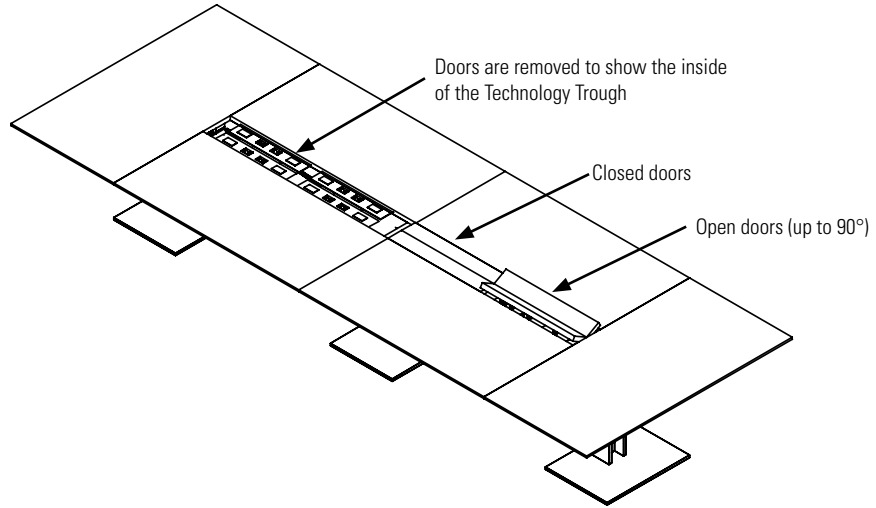


Sectional Conference Table with Technology Trough and 2 Bases

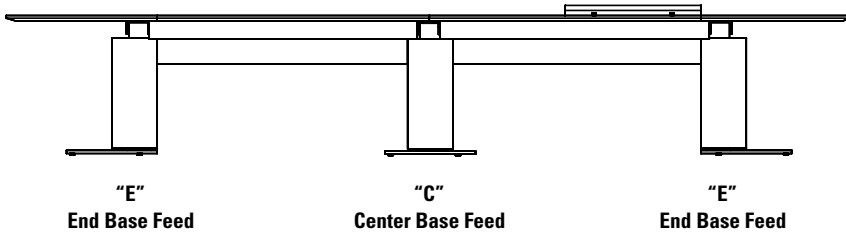


Note: Different Table Shapes are available.

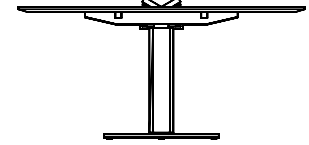
Technology Trough Details



Side View



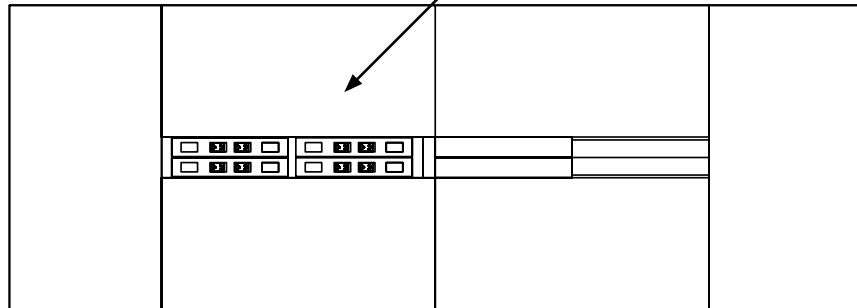
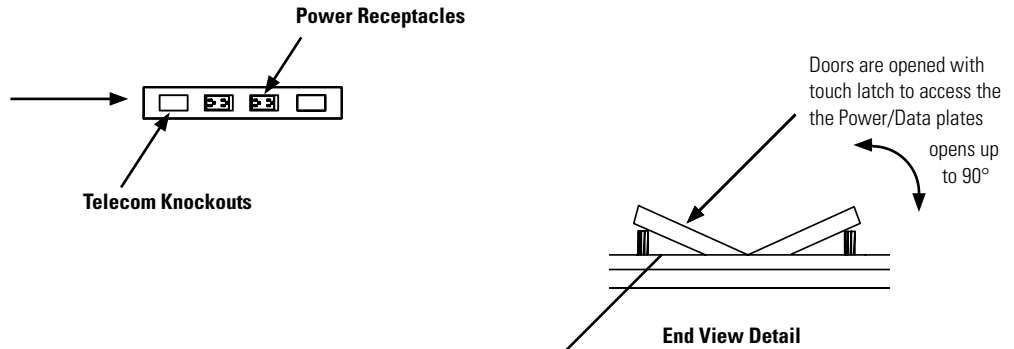
End View



Power kits are included.

Two power receptacles and two telecom knockouts per door are standard.

Telecom plates will be shipped separately. If no telecom plate is specified, blank coverplate will be included.

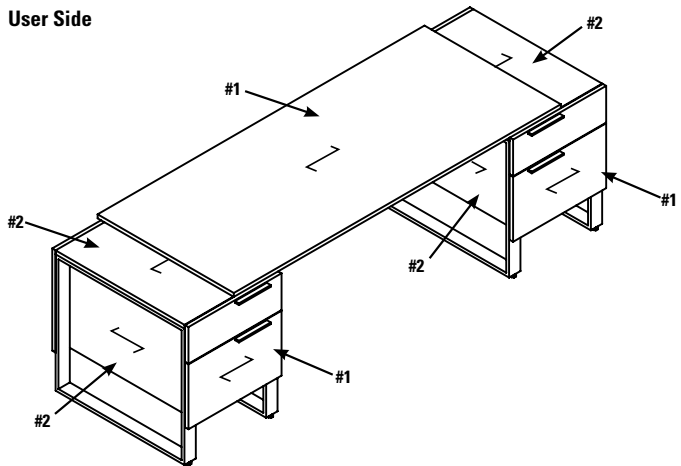


FINISH SPECIFICATIONS

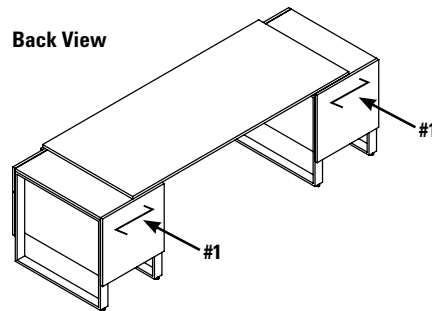
Double and Single Pedestal Desks

- For desks two finishes can be specified.
- The first finish in the product string, indicated as #1.
- The second finish in the product string indicated as #2.
- If only one finish is indicated, the entire unit will be monotone.
- **Note:** Horizontal grain direction is standard on all engineered finishes. If natural veneer is required, the grain direction will be vertical. Arrow indicates direction of grain.

User Side



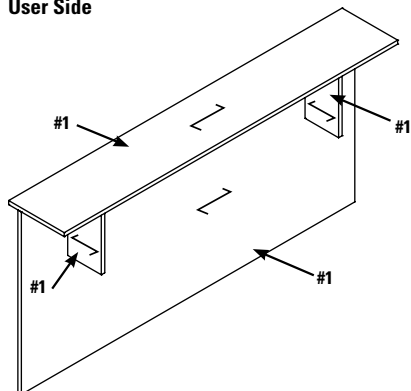
Back View



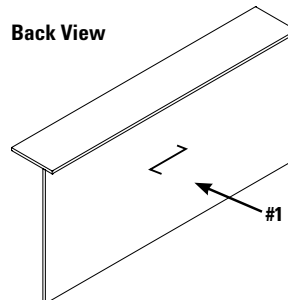
Transaction Counter and Decorative Panel

- For Transaction Counter and Decorative Panel, only one finish can be specified.
- Arrow indicates direction of grain

User Side



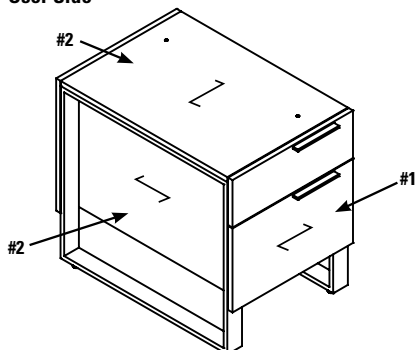
Back View



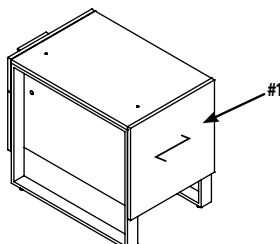
Pedestals

- For Pedestals, two finishes can be specified.
- The first finish in the product string, indicated as #1.
- The second finish in the product string indicated as #2.
- If only one finish is indicated, the entire unit will be monotone.

User Side



Back View

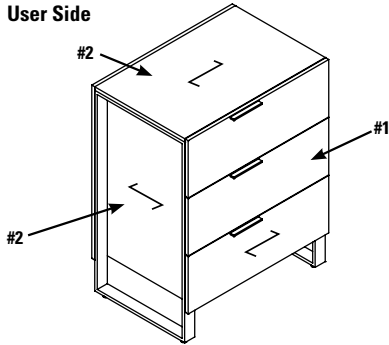


F FOUNDATIONS - NOTES

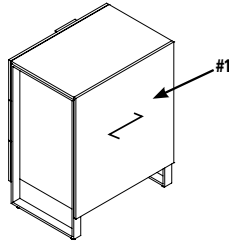
Lateral Files

- For Lateral Files two finishes can be specified.
- The first finish in the product string, indicated as **#1**.
- The second finish in the product string indicated as **#2**.
- If only one finish is indicated, the entire unit will be monotone.
- Arrow indicates direction of grain

User Side



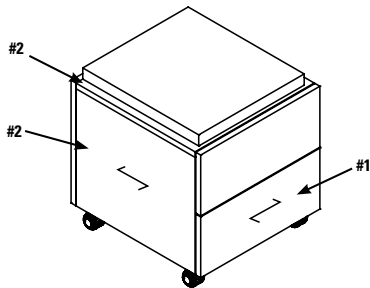
Back View



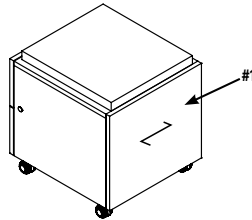
Mobile Pedestals

- For Mobile Pedestals, two finishes can be specified.
- The first finish in the product string, indicated as **#1**.
- The second finish in the product string indicated as **#2**.
- If only one finish is indicated, the entire unit will be monotone.
- Arrow indicates direction of grain

User Side



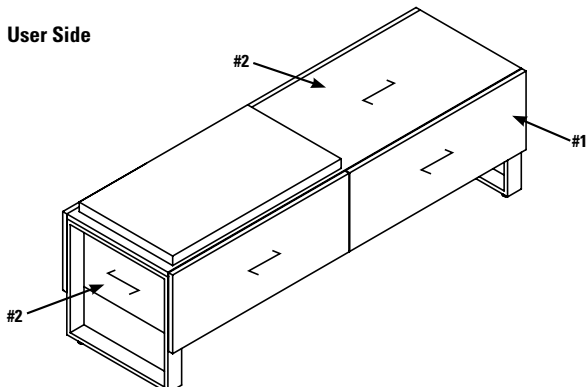
Back View



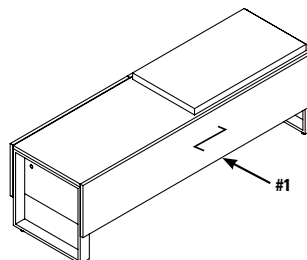
Benches

- For Benches, two finishes can be specified.
- The first finish in the product string, indicated as **#1**.
- The second finish in the product string indicated as **#2**.
- If only one finish is indicated, the entire unit will be monotone.
- Arrow indicates direction of grain

User Side



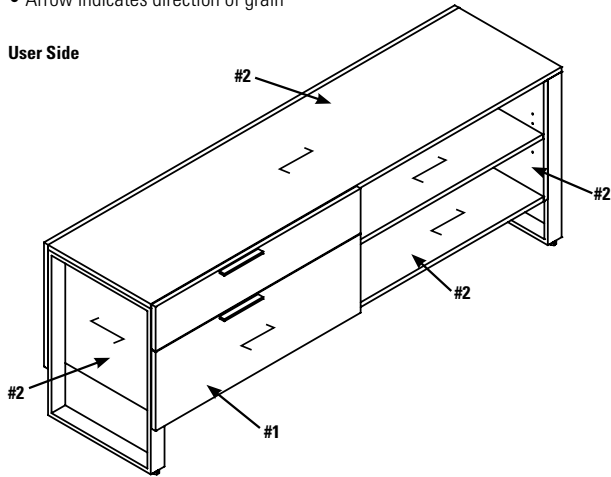
Back View



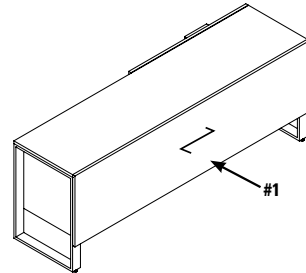
Credenzas

- For Credenzas, two finishes can be specified.
- The first finish in the product string, indicated as **#1**.
- The second finish in the product string indicated as **#2**.
- If only one finish is indicated, the entire unit will be monotone.
- Arrow indicates direction of grain

User Side



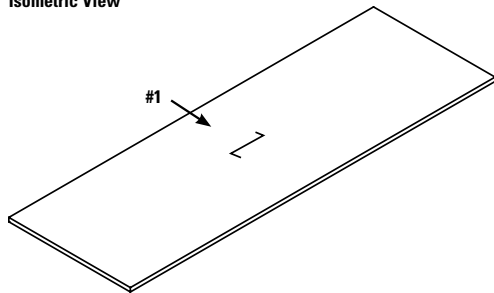
Back View




Modular Tops

- For Modular Tops, only one finish can be specified.
- Arrow indicates direction of grain

Isometric View



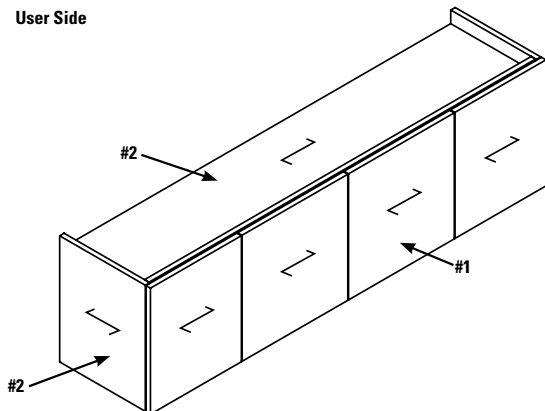
End View



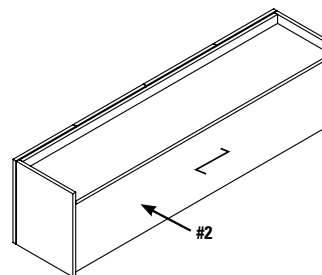
Wall Mounted Overheads

- For wall mounted overheads, two finishes can be specified.
- The first finish in the product string, indicated as **#1**.
- The second finish in the product string indicated as **#2**.
- If only one finish is indicated, the entire unit will be monotone.
- Arrow indicates direction of grain

User Side



Back View

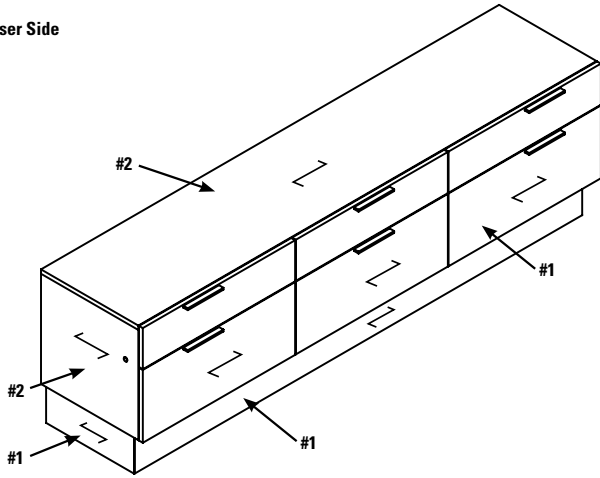


F FOUNDATIONS - NOTES

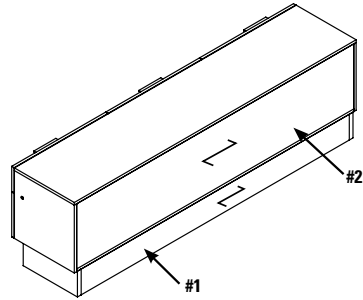
Work Wall Credenzas

- Two finishes can be specified.
- The first finish in the product string, indicated as **#1**.
- The second finish in the product string indicated as **#2**.
- If only one finish is indicated, the entire unit will be monotone.
- Arrow indicates direction of grain

User Side



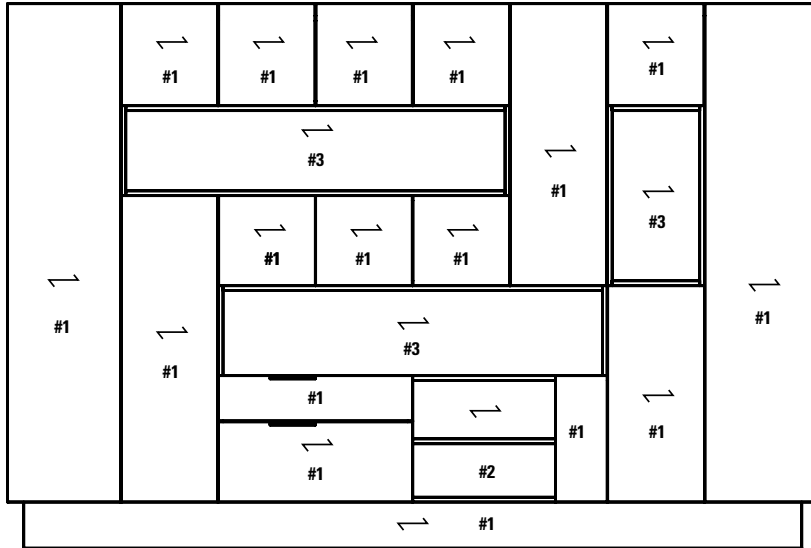
Back View



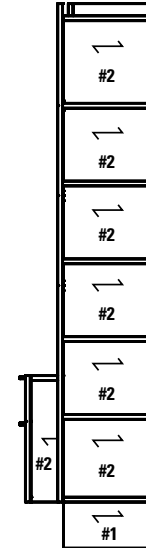
Work Wall Credenzas

- Three finishes can be specified.
- The first finish in the product string, indicated as **#1**.
- The second finish in the product string indicated as **#2**.
- The third finish in the product string indicated as **#3**.
- If only one finish is indicated, the entire unit will be monotone.
- Horizontal grain direction is standard on all engineered finishes. If natural veneer is required, the grain direction will be vertical. Arrow indicates direction of grain

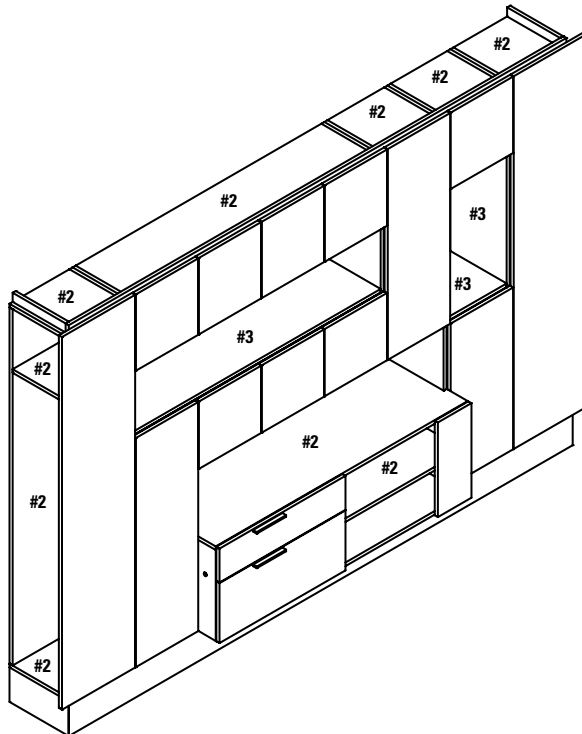
Front View



Side View



Isometric View

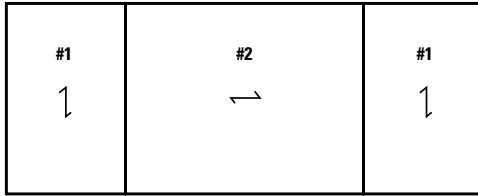


F FOUNDATIONS - NOTES

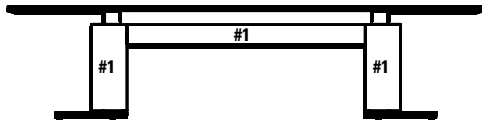
Sectional Top with two bases

- Two finishes can be specified.
- The first finish in the product string, indicated as #1.
- The second finish in the product string indicated as #2.
- If only one finish is indicated, the entire unit will be monotone.
- Arrow indicates direction of grain

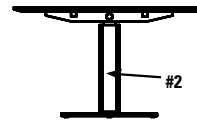
Top View



Side View



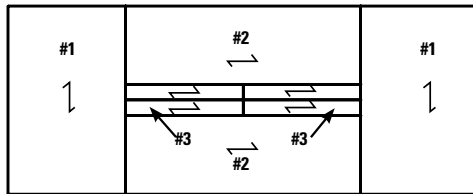
End View



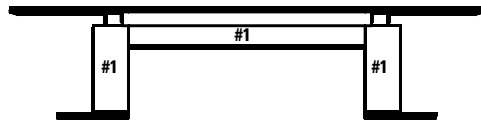
Sectional Top with Technology Trough and bases

- Three finishes can be specified.
- The first finish in the product string, indicated as #1.
- The second finish in the product string indicated as #2.
- The third finish in the product string indicated as #3.
- If only one finish is indicated, the entire unit will be monotone.
- Arrow indicates direction of grain

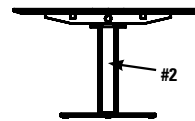
Top View



Side View



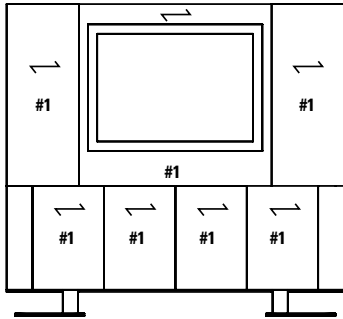
End View



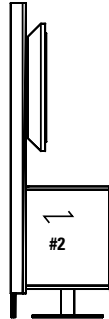
Full Storage Credenza with two sets of Storage Cabinets and Display Wall

- Two finishes can be specified.
- The first finish in the product string, indicated as #1.
- The second finish in the product string indicated as #2.
- If only one finish is indicated, the entire unit will be monotone.
- Arrow indicates direction of grain

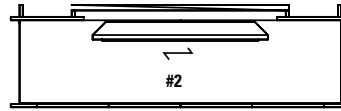
Front View



Side View



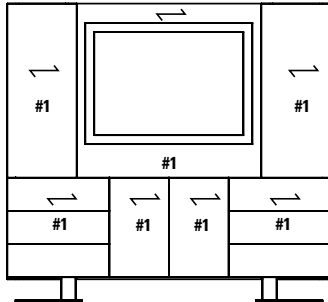
Top View



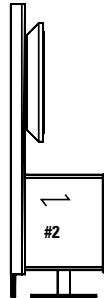
Full Storage Credenza with BBB, Storage Cabinet, BBB and Display Wall

- Two finishes can be specified.
- The first finish in the product string, indicated as #1.
- The second finish in the product string indicated as #2.
- If only one finish is indicated, the entire unit will be monotone.
- Arrow indicates direction of grain

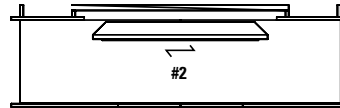
Front View



Side View



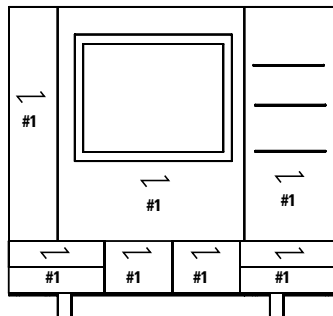
Top View



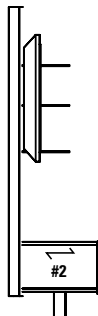
Full Storage Credenza with BB, Storage Cabinet, BB and Display Wall

- Two finishes can be specified.
- The first finish in the product string, indicated as #1.
- The second finish in the product string indicated as #2.
- If only one finish is indicated, the entire unit will be monotone.
- Arrow indicates direction of grain

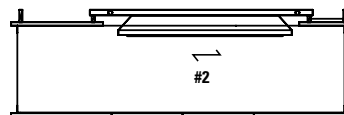
Front View



Side View



Top View



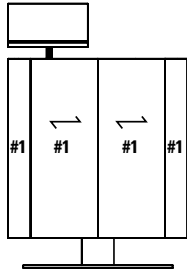
F FOUNDATIONS - NOTES

Lectern

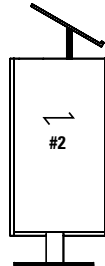
- Two finishes can be specified.
- The first finish in the product string, indicated as **#1**.
- The second finish in the product string indicated as **#2**.
- If only one finish is indicated, the entire unit will be monotone.
- Arrow indicates direction of grain

FLEC-36 Lectern

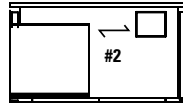
Front View



Side View

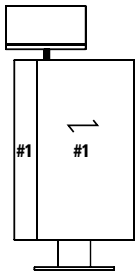


Top View

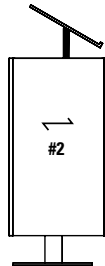


FLEC-24 Lectern

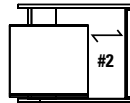
Front View



Side View



Top View

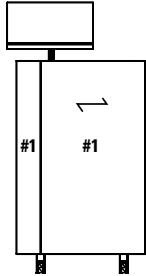


Mobile Units

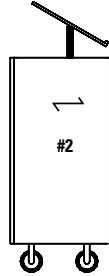
- Two finishes can be specified.
- The first finish in the product string, indicated as **#1**.
- The second finish in the product string indicated as **#2**.
- If only one finish is indicated, the entire unit will be monotone.
- Arrow indicates direction of grain

Mobile Lectern

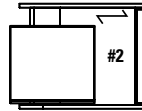
Front View



Side View

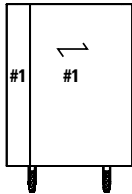


Top View

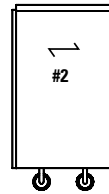


Mobile Tech Cart

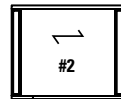
Front View



Side View

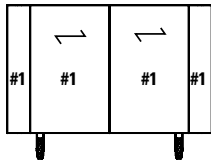


Top View

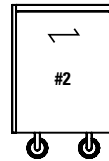


Mobile Server

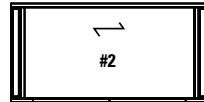
Front View



Side View



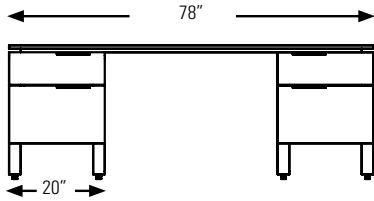
Top View



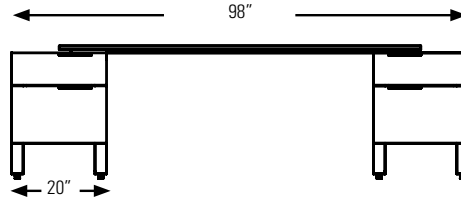
DESKS - NOTES

- Horizontal grain direction is standard on all engineered finishes.
- Tops are constructed with two 3/4" thick panels, laminated together to create a total thickness of 1.5".
- All pedestals are suspended 7.5" off the floor by an open framed leg, and can be installed flush or offset
- Pedestals are handed:
 - Left pedestals have the handle offset from the center to the right, and the lock is placed on the right end panel
 - Right pedestals have the handle offset from the center to the left, and the lock is placed on the left end panel
- Modesty panels are available as an optional upgrade in wood or glass on Desks
- Grommets are available as an option on Desks and most Credenzas.
- **NOTE:** Arrow indicates direction of grain

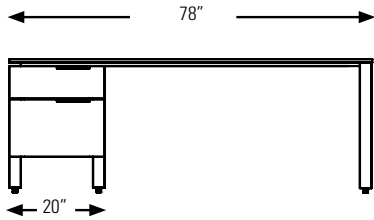
Double Pedestal Desk with Box/File installed flush.



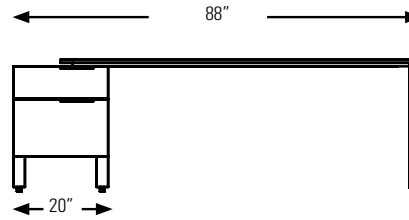
Double Pedestal Desk with Box/File installed offset.
Add 20" to the overall width of the top.



Single Pedestal Desk with Box/File installed flush.

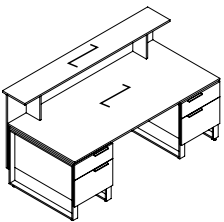


Single Pedestal Desk with Box/File installed offset.
Add 10" to the overall width of the top.

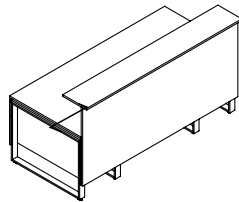


By adding a Transaction Counter Top with Decorative Front Panel (**FGTT**) to a Desk, the Desk can be used as a Reception Desk:

User View



Guest View



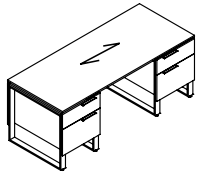
Required Specifications

Veneer Finish
Edge

Optional Specifications

Grommet

DOUBLE PEDESTAL DESKS



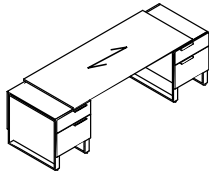
Double Pedestal Desk

MODEL#	DIMENSIONS	FREIGHT CLASS	WT./LBS.	CUBIC FT.	LIST PRICE
--------	------------	---------------	----------	-----------	------------

D x W x H

FD8436BB	36 x 84 x 28	85	201	15	\$12195
FD7836BB	36 x 78 x 28	85	192	15	\$11957
FD7236BB	36 x 72 x 28	92.5	177	15	\$11660
FD8430BB	30 x 84 x 28	85	184	15	\$11587
FD7830BB	30 x 78 x 28	92.5	176	15	\$11397
FD7230BB	30 x 72 x 28	92.5	163	14	\$11125

Standard with **flush box/file** pedestals on **left** and **right**.

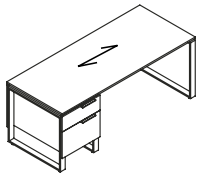


Double Pedestal Desk

FD8436BBOS	36 x 104 x 28	85	201	15	\$12578
FD7836BBOS	36 x 98 x 28	85	192	15	\$12344
FD7236BBOS	36 x 92 x 28	92.5	177	15	\$12042
FD8430BBOS	30 x 104 x 28	85	184	15	\$11975
FD7830BBOS	30 x 98 x 28	92.5	176	15	\$11783
FD7230BBOS	30 x 92 x 28	92.5	163	14	\$11511

Standard with **offset box/file** pedestals on **left** and **right**. Model # represents worksurface dimension only.

SINGLE PEDESTAL DESKS

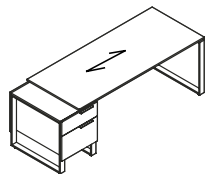


Single Pedestal Desk - LEFT

MODEL#	DIMENSIONS	FREIGHT CLASS	WT./LBS.	CUBIC FT.	LIST PRICE
--------	------------	---------------	----------	-----------	------------

FSL8436B	36 x 84 x 28	85	201	15	\$8872
FSL7836B	36 x 78 x 28	85	192	15	\$8634
FSL7236B	36 x 72 x 28	92.5	177	15	\$8310
FSL8430B	30 x 84 x 28	85	184	15	\$8265
FSL7830B	30 x 78 x 28	92.5	176	15	\$8071
FSL7230B	30 x 72 x 28	92.5	163	14	\$7803

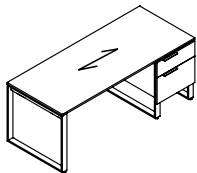
Standard with **flush box/file** pedestal on **left**.



Single Pedestal Desk - LEFT

FSL8436BOS	36 x 94 x 28	85	201	15	\$9259
FSL7836BOS	36 x 88 x 28	85	192	15	\$9020
FSL7236BOS	36 x 82 x 28	92.5	177	15	\$8693
FSL8430BOS	30 x 94 x 28	85	184	15	\$8650
FSL7830BOS	30 x 88 x 28	92.5	176	15	\$8461
FSL7230BOS	30 x 82 x 28	92.5	163	14	\$8188

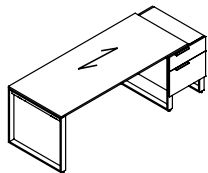
Standard with **offset box/file** pedestal on **left**. Model # represents worksurface dimension only.



Single Pedestal Desk - RIGHT

FSR8436B	36 x 84 x 28	85	201	15	\$8872
FSR7836B	36 x 78 x 28	85	192	15	\$8634
FSR7236B	36 x 72 x 28	92.5	177	15	\$8310
FSR8430B	30 x 84 x 28	85	184	15	\$8265
FSR7830B	30 x 78 x 28	92.5	176	15	\$8071
FSR7230B	30 x 72 x 28	92.5	163	14	\$7803

Standard with **flush box/file** pedestal on **right**.



Single Pedestal Desk - RIGHT

FSR8436BOS	36 x 94 x 28	85	201	15	\$9259
FSR7836BOS	36 x 88 x 28	85	192	15	\$9020
FSR7236BOS	36 x 82 x 28	92.5	177	15	\$8693
FSR8430BOS	30 x 94 x 28	85	184	15	\$8650
FSR7830BOS	30 x 88 x 28	92.5	176	15	\$8461
FSR7230BOS	30 x 82 x 28	92.5	163	14	\$8188

Standard with **offset box/file** pedestal on **right**. Model # represents worksurface dimension only.

Required Specifications

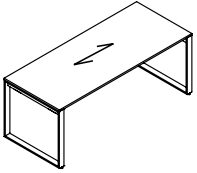
Top finish
Body finish

Optional Specifications

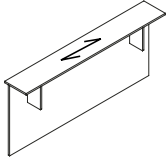
Grommet
Modesty Panel

F FOUNDATIONS

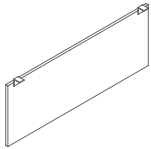
DESK SHELL



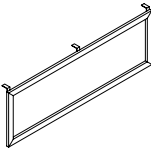
Desk Shell*



Transaction Counter



Hanging Wood Modesty Panel



Hanging Glass Modesty Panel

MODEL#	DIMENSIONS	FREIGHT CLASS	WT/LBS.	CUBIC FT.	LIST PRICE
--------	------------	---------------	---------	-----------	------------

D x W x H

FT7236	36 x 72 x 28	85	201	15	\$5851
FT6636	36 x 66 x 28	85	192	15	\$5585
FT6036	36 x 60 x 28	92.5	177	15	\$5337
FT7230	30 x 72 x 28	85	184	15	\$5142
FT6630	30 x 66 x 28	92.5	176	15	\$4938
FT6030	30 x 60 x 28	92.5	163	14	\$4738

FGTT8412	12 x 84 x 42	250	73	21	\$3905
FGTT7812	12 x 78 x 42	250	68	19	\$3743
FGTT7212	12 x 72 x 42	250	63	18	\$3495

Rectangular transaction counter with decorative panel.

FCMP70W	0.75 x 70 x 18	--	25	1	\$1746
FCMP66W	0.75 x 66 x 18	--	24	1	\$1707
FCMP64W	0.75 x 64 x 18	--	23	1	\$1693
FCMP62W	0.75 x 62 x 18	--	22	1	\$1674
FCMP60W	0.75 x 60 x 18	--	22	1	\$1504
FCMP58W	0.75 x 58 x 18	--	21	1	\$1652
FCMP56W	0.75 x 56 x 18	--	20	1	\$1646
FCMP54W	0.75 x 54 x 18	--	20	1	\$1637
FCMP50W	0.75 x 50 x 18	--	18	1	\$1621
FCMP48W	0.75 x 48 x 18	--	18	1	\$1613
FCMP42W	0.75 x 42 x 18	--	16	1	\$1504
FCMP36W	0.75 x 36 x 18	--	14	1	\$1292
FCMP30W	0.75 x 30 x 18	--	12	1	\$1080

Hanging wood modesty panel. Attaches to underside of worksurface. **Cannot be retrofitted in the field.**

Not sold individually - to be ordered as an upgrade option only.

FCMP70G	0.75 x 70 x 18	--	25	1	\$2812
FCMP66G	0.75 x 66 x 18	--	24	1	\$2722
FCMP64G	0.75 x 64 x 18	--	23	1	\$2659
FCMP62G	0.75 x 62 x 18	--	22	1	\$2511
FCMP60G	0.75 x 60 x 18	--	22	1	\$2141
FCMP58G	0.75 x 58 x 18	--	21	1	\$2367
FCMP56G	0.75 x 56 x 18	--	20	1	\$2348
FCMP54G	0.75 x 54 x 18	--	20	1	\$2266
FCMP50G	0.75 x 50 x 18	--	18	1	\$2205
FCMP48G	0.75 x 48 x 18	--	18	1	\$2165
FCMP42G	0.75 x 42 x 18	--	16	1	\$2141
FCMP36G	0.75 x 36 x 18	--	14	1	\$2124
FCMP30G	0.75 x 30 x 18	--	12	1	\$2101

Aluminum framed glass modesty panel with frosted glass (standard). Attaches to underside of worksurface. **Cannot be retrofitted in the field. Not sold individually - to be ordered as an upgrade option only.**

- For white back painted glass, please contact Customer Care for pricing.

Required Specifications

Top finish
Body finish

Optional Specifications

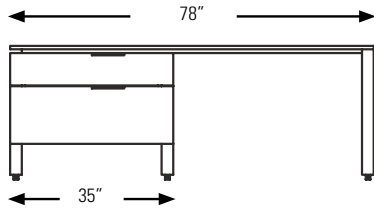
Grommet
Modesty Panel*

CRENZAS - NOTES

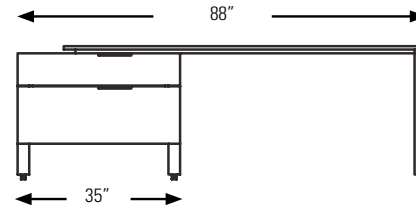
D x W x H

- Horizontal grain direction is standard on all engineered finishes.
- Tops are constructed with two 3/4" thick panels, laminated together to create a total thickness of 1.5".
- All pedestals are suspended 7.5" off the floor by an open framed leg, and can be installed flush or offset
- Pedestals are handed:
 - Left pedestals have the handle offset from the center to the right, and the lock is placed on the right end panel
 - Right pedestals have the handle offset from the center to the left, and the lock is placed on the left end panel
- Modesty panels are available in wood or glass
- Grommets can be specified on Credenza Tops.
- **NOTE:** Arrow indicates direction of grain

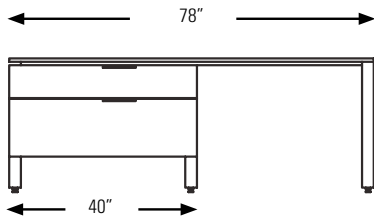
Single Pedestal Credenza with 35" Lat. Box/File installed flush



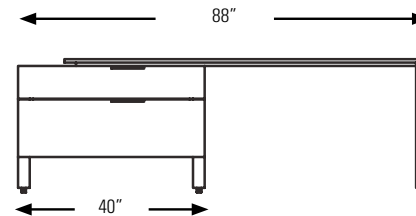
Single Pedestal Credenza with 35" Lat. Box/File installed offset
Adds 10" to overall width



Single Pedestal Credenza with 40" Lat. Box/File installed flush.

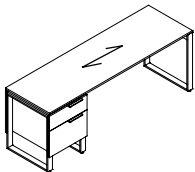


Double Pedestal Credenza with 40" Lat. Box/File installed offset.
Adds 10" to overall width



SINGLE PEDESTAL CRENZAS

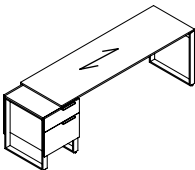
MODEL#	DIMENSIONS	FREIGHT CLASS	WT/LBS.	CUBIC FT.	LIST PRICE
--------	------------	---------------	---------	-----------	------------



Single Pedestal Credenza - LEFT

FCCL7824B	24 x 78 x 28	85	160	12	\$8009
FCCL7224B	24 x 72 x 28	85	151	12	\$7753
FCCL7820B	20 x 78 x 28	85	153	11	\$7520
FCCL7220B	20 x 72 x 28	85	144	11	\$7284

Standard with **flush box/file** pedestal on **left**.



Single Pedestal Credenza - LEFT

FCCL7824BOS	24 x 88 x 28	85	160	12	\$8059
FCCL7224BOS	24 x 82 x 28	85	151	12	\$7753
FCCL7820BOS	20 x 88 x 28	85	153	11	\$7573
FCCL7220BOS	20 x 82 x 28	85	144	11	\$7284

Standard with **offset box/file** pedestal on **left**. Model # represents worksurface dimension only.

Required Specifications

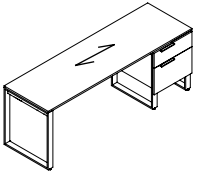
Top finish
Body finish

Optional Specifications

Grommet

F FOUNDATIONS

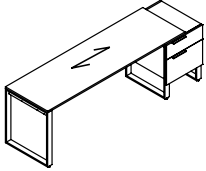
SINGLE PEDESTAL CREDENZAS



Single Pedestal Credenza - RIGHT

MODEL#	DIMENSIONS D x W x H	FREIGHT CLASS	WT./LBS.	CUBIC FT.	LIST PRICE
FCCR7824B	24 x 78 x 28	85	160	12	\$8009
FCCR7224B	24 x 72 x 28	85	151	12	\$7753
FCCR7820B	20 x 78 x 28	85	153	11	\$7520
FCCR7220B	20 x 72 x 28	85	144	11	\$7284

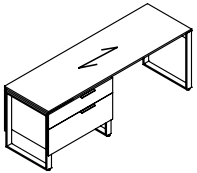
Standard with **flush box/file** pedestal on **right**.



Single Pedestal Credenza - RIGHT

FCCR7824BOS	24 x 88 x 28	85	160	12	\$8059
FCCR7224BOS	24 x 82 x 28	85	151	12	\$7753
FCCR7820BOS	20 x 88 x 28	85	153	11	\$7573
FCCR7220BOS	20 x 82 x 28	85	144	11	\$7284

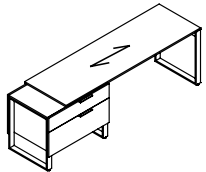
Standard with **offset box/file** pedestal on **right**. Model # represents worksurface dimension only.



Single Pedestal Credenza - LEFT

FCC35L7824H	24 x 78 x 28	92.5	188	18	\$8639
FCC35L7224H	24 x 72 x 28	100	179	18	\$8381
FCC35L7820H	20 x 78 x 28	92.5	179	15	\$8106
FCC35L7220H	20 x 72 x 28	92.5	170	15	\$7868

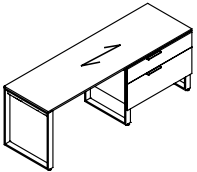
Standard with **flush 35" lateral box/file** pedestal on **left**.



Single Pedestal Credenza - LEFT

FCC35L7824HOS	24 x 88 x 28	92.5	188	18	\$8985
FCC35L7224HOS	24 x 82 x 28	100	179	18	\$8725
FCC35L7820HOS	20 x 88 x 28	92.5	179	15	\$8454
FCC35L7220HOS	20 x 82 x 28	92.5	170	15	\$8215

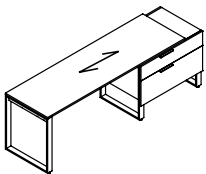
Standard with **offset 35" lateral box/file** pedestal on **left**. Model # represents worksurface dimension only.



Single Pedestal Credenza - RIGHT

FCC35R7824H	24 x 78 x 28	92.5	188	18	\$8639
FCC35R7224H	24 x 72 x 28	100	179	18	\$8381
FCC35R7820H	20 x 78 x 28	92.5	179	15	\$8106
FCC35R7220H	20 x 72 x 28	92.5	170	15	\$7868

Standard with **flush 35" lateral box/file** pedestal on **right**.



Single Pedestal Credenza - RIGHT

FCC35R7824HOS	24 x 88 x 28	92.5	188	18	\$8985
FCC35R7224HOS	24 x 82 x 28	100	179	18	\$8725
FCC35R7820HOS	20 x 88 x 28	92.5	179	15	\$8454
FCC35R7220HOS	20 x 82 x 28	92.5	170	15	\$8215

Standard with **offset 35" lateral box/file** pedestal on **right**. Model # represents worksurface dimension only.

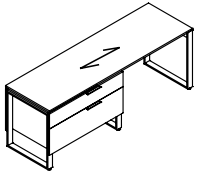
Required Specifications

Top finish
Body finish

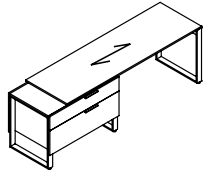
Optional Specifications

Grommet


SINGLE PEDESTAL CREDENZAS



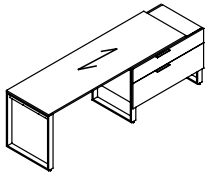
Single Pedestal Credenza - LEFT



Single Pedestal Credenza - LEFT



Single Pedestal Credenza - RIGHT



Single Pedestal Credenza - RIGHT

MODEL#	DIMENSIONS	FREIGHT CLASS	WT/LBS.	CUBIC FT.	LIST PRICE
--------	------------	---------------	---------	-----------	------------

D x W x H

FCC40L7824H	24 x 78 x 28	100	198	20	\$8939
FCC40L7224H	24 x 72 x 28	100	189	20	\$9029
FCC40L7820H	20 x 78 x 28	92.5	188	17	\$8493
FCC40L7220H	20 x 72 x 28	92.5	179	17	\$8252

Standard with **flush 40" lateral box/file** pedestal on **left**.

FCC40L7824HOS	24 x 88 x 28	100	198	20	\$9284
FCC40L7224HOS	24 x 82 x 28	100	189	20	\$9029
FCC40L7820HOS	20 x 88 x 28	92.5	188	17	\$8837
FCC40L7220HOS	20 x 82 x 28	92.5	179	17	\$8599

Standard with **offset 40" lateral box/file** pedestal on **left**. Model # represents worksurface dimension only.

FCC40R7824H	24 x 78 x 28	100	198	20	\$8939
FCC40R7224H	24 x 72 x 28	100	189	20	\$9029
FCC40R7820H	20 x 78 x 28	92.5	188	17	\$8493
FCC40R7220H	20 x 72 x 28	92.5	179	17	\$8252

Standard with **flush 40" lateral box/file** pedestal on **right**.

FCC40R7824HOS	24 x 88 x 28	100	198	20	\$9284
FCC40R7224HOS	24 x 82 x 28	100	189	20	\$9029
FCC40R7820HOS	20 x 88 x 28	92.5	188	17	\$8837
FCC40R7220HOS	20 x 82 x 28	92.5	179	17	\$8599

Standard with **offset 40" lateral box/file** pedestal on **right**. Model # represents worksurface dimension only.

Required Specifications

Top finish
Body finish

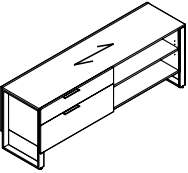
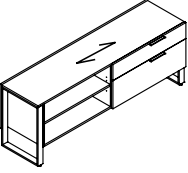
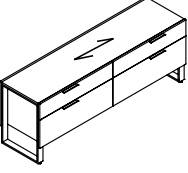
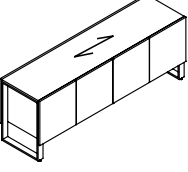
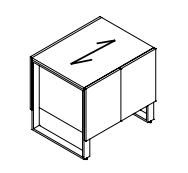
Optional Specifications

Grommet

FULL STORAGE CREDENZAS - NOTES

D x W x H

- Horizontal grain direction is standard on all engineered finishes.
- Tops are 3/4" thick with flat edge.
- All pedestals are suspended 7.5" off the floor by an open framed leg, and can be installed flush or offset.
- Handles are standard on all drawer fronts.
- Doors will open with touch latch.
- Units placed on the left have the handle offset from the center to the left, and the lock is placed on the left side panel.
- Units placed on the right have the handle offset from the center to the right, and the lock is placed on the right side panel.
- Units intended to be used with overlapping bridges or returns.
- **NOTE:** Arrow indicates direction of grain

FULL STORAGE CREDENZAS	MODEL#	DIMENSIONS	FREIGHT CLASS	WT/LBS.	CUBIC FT.	LIST PRICE
 <p>Storage Credenza</p>	FCC7424HO	24 x 74.5 x 26.75	125	203	29	\$7809
	FCC6424HO	24 x 64.5 x 26.75	125	186	25	\$6884
	FCC7420HO	20 x 74.5 x 26.75	125	187	24	\$7440
	FCC6420HO	20 x 64.5 x 26.75	100	171	21	\$6545
Standard with lateral box/file on left and open storage on right . Handle and lock on left.						
• If using in a freestanding application, must specify modular top.						
 <p>Storage Credenza</p>	FCC7424OH	24 x 74.5 x 26.75	125	203	29	\$7809
	FCC6424OH	24 x 64.5 x 26.75	125	186	25	\$6884
	FCC7420OH	20 x 74.5 x 26.75	125	187	24	\$7440
	FCC6420OH	20 x 64.5 x 26.75	100	171	21	\$6545
Standard with open storage on left and lateral box/file on right . Handle and lock on right.						
• If using in a freestanding application, must specify modular top.						
 <p>Storage Credenza</p>	FCC7424HH	24 x 74.5 x 26.75	100	265	29	\$8862
	FCC6424HH	24 x 64.5 x 26.75	100	238	25	\$7765
	FCC7420HH	20 x 74.5 x 26.75	92.5	251	24	\$8440
	FCC6420HH	20 x 64.5 x 26.75	92.5	226	21	\$7399
Standard with lateral box/file on left and right . Handles and locks on left and right.						
• If using in a freestanding application, must specify modular top.						
 <p>Storage Credenza</p>	FCC7424GG	24 x 74.5 x 26.75	150	171	29	\$7756
	FCC6424MM	24 x 64.5 x 26.75	125	152	25	\$7028
	FCC7420GG	20 x 74.5 x 26.75	125	153	24	\$7126
	FCC6420MM	20 x 64.5 x 26.75	125	136	21	\$6463
Standard with four doors and adjustable shelves on left and right .						
• If using in a freestanding application, must specify modular top.						
 <p>Storage Credenza</p>	FCC3624G	24 x 36 x 26.75	150	171	29	\$4849
	FCC3024M	24 x 30 x 26.75	125	152	25	\$4042
	FCC3620G	20 x 36 x 26.75	125	153	24	\$4334
	FCC3020M	20 x 30 x 26.75	125	136	21	\$3612
Standard with two doors and adjustable shelves .						
• If using in a freestanding application, must specify modular top.						

Required Specifications

Top finish
Body finish

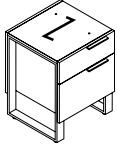
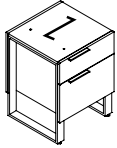
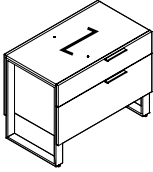
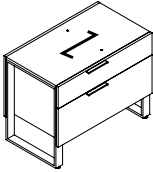
Optional Specifications

Grommet

MODULAR STORAGE - NOTES

D x W x H

- Horizontal grain direction is standard on all engineered finishes.
- All pedestals are suspended 7.5" off the floor by an open framed leg, and can be installed flush or offset
- Pedestals are handed:
 - Left pedestals have the handle offset from the center to the right, and the lock is placed on the right gable
 - Right pedestals have the handle offset from the center to the left, and the lock is placed on the left gable
- All modular pedestals have pre-drilled holes on the top for easy connection to worksurface.
- **NOTE:** Arrow indicates direction of grain

MODULAR STORAGE	MODEL#	DIMENSIONS	FREIGHT CLASS	WT./LBS.	CUBIC FT.	LIST PRICE
 <p>Box/File Pedestal - LEFT</p>	F2036BL	36 x 20.5 x 26.75	100	99	11	\$4669
	F2030BL	30 x 20.5 x 26.75	100	90	10	\$4449
	F2024BL	24 x 20.5 x 26.75	92.5	83	8	\$4192
	F2020BL	20 x 20.5 x 26.75	92.5	78	7	\$3988
For use under a freestanding desk or credenza. Top pre-drilled to attach to worksurface. One box/file drawer.						
 <p>Box/File Pedestal - RIGHT</p>	F2036BR	36 x 20.5 x 26.75	100	99	11	\$4669
	F2030BR	30 x 20.5 x 26.75	100	90	10	\$4449
	F2024BR	24 x 20.5 x 26.75	92.5	83	8	\$4192
	F2020BR	20 x 20.5 x 26.75	92.5	78	7	\$3988
For use under a freestanding desk or credenza. Top pre-drilled to attach to worksurface. One box/file drawer.						
 <p>Lateral Box/File Pedestal - LEFT</p>	F4024HL	24 x 40 x 26.75	125	121	16	\$5490
	F3524HL	24 x 35 x 26.75	125	111	14	\$5186
	F4020HL	20 x 40 x 26.75	100	113	13	\$5325
	F3520HL	20 x 35 x 26.75	100	104	11	\$4938
For use under a freestanding desk or credenza. Top pre-drilled to attach to worksurface. One lateral box/file drawer.						
 <p>Lateral Box/File Pedestal - RIGHT</p>	F4024HR	24 x 40 x 26.75	125	121	16	\$5490
	F3524HR	24 x 35 x 26.75	125	111	14	\$5186
	F4020HR	20 x 40 x 26.75	100	113	13	\$5325
	F3520HR	20 x 35 x 26.75	100	104	11	\$4938
For use under a freestanding desk or credenza. Top pre-drilled to attach to worksurface. One lateral box/file drawer.						

Required Specifications

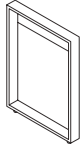
Front finish
Top/body finish

Optional Specifications

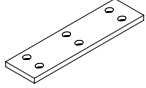
Grommet

F FOUNDATIONS

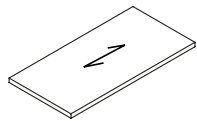
MODULAR STORAGE



Frame Leg



Top Connecting Bracket



Modular Top*

MODEL#	DIMENSIONS D x W x H	FREIGHT CLASS	WT/LBS.	CUBIC FT.	LIST PRICE
FLEG36	2.5 x 36 x 27.5	250	6	3	\$1260
FLEG30	2.5 x 30 x 27.5	250	6	3	\$1155
FLEG24	2.5 x 24 x 27.5	250	5	2	\$1070
FLEG20	2.5 x 20 x 27.5	250	5	2	\$979

FCON36	31 x 10 x .75	150	4	1	\$266
FCON30	25 x 10 x .75	150	4	1	\$245
FCON24	19 x 10 x .75	250	3	1	\$240
FCON20	15 x 10 x .75	250	3	1	\$222

F8436T	36 x 84 x 1.5	60	95	3	\$3463
F7836T	36 x 78 x 1.5	65	88	3	\$3222
F7236T	36 x 72 x 1.5	65	82	3	\$2973
F8430T	30 x 84 x 1.5	65	80	3	\$2897
F7830T	30 x 78 x 1.5	65	73	3	\$2701
F7230T	30 x 72 x 1.5	60	67	2	\$2472
F6630T	30 x 66 x 1.5	60	62	2	\$2289
F6030T	30 x 60 x 1.5	65	56	2	\$2088
F5430T	30 x 54 x 1.5	65	51	2	\$1887
F8424T	24 x 84 x 1.5	60	67	2	\$2575
F7824T	24 x 78 x 1.5	60	62	2	\$2390
F7424T	24 x 74 x 1.5	65	58	2	\$2268
F7224T	24 x 72 x 1.5	65	53	2	\$2136
F6624T	24 x 66 x 1.5	65	51	2	\$2055
F6424T	24 x 64 x 1.5	65	49	2	\$1925
F6024T	24 x 60 x 1.5	65	47	2	\$1799
F5424T	24 x 54 x 1.5	70	42	2	\$1668
F4824T	24 x 48 x 1.5	60	38	1	\$1542
F4224T	24 x 42 x 1.5	60	34	1	\$1352
F8420T	20 x 84 x 1.5	60	64	2	\$2371
F7820T	20 x 78 x 1.5	60	60	2	\$2199
F7420T	20 x 74 x 1.5	65	51	2	\$2088
F7220T	20 x 72 x 1.5	65	51	2	\$1961
F6620T	20 x 66 x 1.5	65	49	2	\$1898
F6420T	20 x 64 x 1.5	65	47	2	\$1790
F6020T	20 x 60 x 1.5	65	45	2	\$1663
F5420T	20 x 54 x 1.5	60	40	1	\$1538
F4820T	20 x 48 x 1.5	60	36	1	\$1415
F4220T	20 x 42 x 1.5	60	31	1	\$1239

3/4" top with flat edge. 3/4" subtop inset 2.5" all around. For crossgrain veneer pattern, add (CG) to the end of the product code. When connecting two tops together, a connecting bracket must be specified. Use the width of the smallest top to determine the correct bracket size (i.e. for a 20"D top, order FCON20). Optional grommet may be specified.

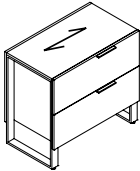
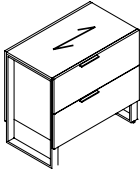

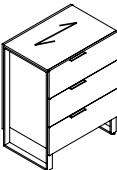
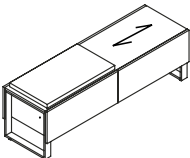
Required Specifications
Top finish*

Optional Specifications
Grommet*

FREESTANDING STORAGE - NOTES

D x W x H

- Horizontal grain direction is standard on all engineered finishes.
- All pedestals are suspended 7.5" off the floor by an open framed leg, and can be installed flush or offset
- Pedestals are handed:
 - Left pedestals have the handle offset from the center to the right, and the lock is placed on the right gable
 - Right pedestals have the handle offset from the center to the left, and the lock is placed on the left gable
- Bench drawers do not come with a handle. They open by pulling the bottom edge of the drawer.
- Cushions will be field installed. On double width benches, the cushion can either be installed left or right.
- On mobile pedestals, the lock will be placed on the right gable.
- **NOTE:** Arrow indicates direction of grain

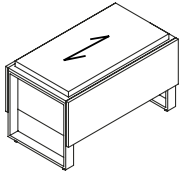
FREESTANDING STORAGE	MODEL#	DIMENSIONS	FREIGHT CLASS	WT./LBS.	CUBIC FT.	LIST PRICE
 <p>2H Lateral File Pedestal - LEFT</p>	FN3524L	24 x 35 x 32	100	152	17	\$5696
	FN3520L	20 x 35 x 32	100	144	15	\$5420
 <p>2H Lateral File Pedestal - RIGHT</p>	FN3524R	24 x 35 x 32	100	152	17	\$5696
	FN3520R	20 x 35 x 32	100	144	15	\$5420
 <p>3H Lateral File Pedestal - LEFT</p>	FN35243L	24 x 35 x 44.5	92.5	220	22	\$7251
	FN35203L	20 x 35 x 44.5	92.5	212	19	\$6929
 <p>3H Lateral File Pedestal - RIGHT</p>	FN35243R	24 x 35 x 44.5	92.5	220	22	\$7251
	FN35203R	20 x 35 x 44.5	92.5	212	19	\$6929
 <p>Bench, Two File Drawers w/Cushion*</p>	FBENKK6420	20 x 64.5 x 21	100	167	17	\$6216
<p>With two file drawers and cushion. Standard in grade 2 seating fabric. Locks on left and right.</p>						

Required Specifications

Front finish
Top/body finish
Fabric*

F FOUNDATIONS

FREESTANDING STORAGE



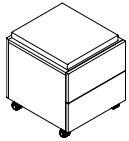
Bench, One File Drawer w/Cushion

MODEL#	DIMENSIONS	FREIGHT CLASS	WT/LBS.	CUBIC FT.	LIST PRICE
--------	------------	---------------	---------	-----------	------------

D x W x H

FBENK3520	20 x 35 x 21	92.5	99	9	\$4515
-----------	--------------	------	----	---	---------------

With **one file drawer** and **cushion**. Standard in grade 2 seating fabric. Lock on right.



Mobile Box/Box Pedestal w/Cushion

F20BMCU	20 x 20.5 x 20.5	70	87	5	\$3066
---------	------------------	----	----	---	---------------

With **two box drawers** and **cushion**. Standard in grade 2 seating fabric. Lock on right. Casters are locking.

Required Specifications

Front finish
Top/body finish
Fabric

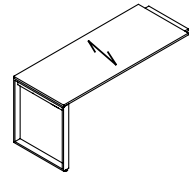
RETURNS - NOTES

D x W x H

- Horizontal grain direction is standard on all engineered finishes.
- Tops are constructed with two 3/4" thick panels, laminated together to create a total thickness of 1.5".
- Returns can be connected to wall credenzas and single pedestal desks
- All pedestals are suspended 7.5" off the floor by an open framed leg, and can be installed flush or offset
- Pedestals are handed:
 - Left pedestals have the handle offset from the center to the right, and the lock is placed on the left gable.
 - Right pedestals have the handle offset from the center to the left, and the lock is placed on the right gable.
- The standard grain direction on return tops is cross grain (**CG**). To remove cross grain veneer pattern on top, delete suffix "**CG**" from the model number (no upcharge)
- One Connecting Bracket is included.
- **NOTE:** Arrow indicates direction of grain

RETURNS	MODEL#	DIMENSIONS	FREIGHT CLASS	WT./LBS.	CUBIC FT.	LIST PRICE
---------	--------	------------	---------------	----------	-----------	------------

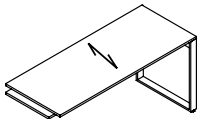
D x W x H



Executive Return - LEFT

FERL6624CG	24 x 66 x 28	85	59	4	\$3838
FERL6024CG	24 x 60 x 28	85	55	4	\$3580
FERL5424CG	24 x 54 x 28	85	50	4	\$3384
FERL4824CG	24 x 48 x 28	70	46	3	\$3246
FERL4224CG	24 x 42 x 28	85	42	3	\$2675
FERL6620CG	20 x 66 x 28	85	57	4	\$3489
FERL6020CG	20 x 60 x 28	85	53	4	\$3255
FERL5420CG	20 x 54 x 28	70	48	3	\$3075
FERL4820CG	20 x 48 x 28	85	44	3	\$2951
FERL4220CG	20 x 42 x 28	85	39	3	\$2430

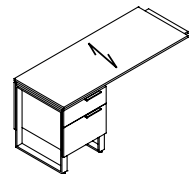
Return has **no pedestal**. For use with right handed single pedestal desks, credenzas, or desk shells.



Executive Return - RIGHT

FERR6624CG	24 x 66 x 28	85	59	4	\$3838
FERR6024CG	24 x 60 x 28	85	55	4	\$3580
FERR5424CG	24 x 54 x 28	85	50	4	\$3384
FERR4824CG	24 x 48 x 28	70	46	3	\$3246
FERR4224CG	24 x 42 x 28	85	42	3	\$2675
FERR6620CG	20 x 66 x 28	85	57	4	\$3489
FERR6020CG	20 x 60 x 28	85	53	4	\$3255
FERR5420CG	20 x 54 x 28	70	48	3	\$3075
FERR4820CG	20 x 48 x 28	85	44	3	\$2951
FERR4220CG	20 x 42 x 28	85	39	3	\$2430

Return has **no pedestal**. For use with left handed single pedestal desks, credenzas, or desk shells.



Executive Return - LEFT

FERL6624BCG	24 x 66 x 28	85	137	10	\$6405
FERL6024BCG	24 x 60 x 28	85	133	10	\$6157
FERL5424BCG	24 x 54 x 28	85	128	10	\$6024
FERL4824BCG	24 x 48 x 28	85	124	9	\$5897
FERL4224BCG	24 x 42 x 28	85	120	9	\$5711
FERL6620BCG	20 x 66 x 28	85	130	9	\$6102
FERL6020BCG	20 x 60 x 28	85	126	9	\$5867
FERL5420BCG	20 x 54 x 28	70	121	8	\$5739
FERL4820BCG	20 x 48 x 28	85	117	8	\$5618
FERL4220BCG	20 x 42 x 28	85	112	8	\$5441

Return has **flush box/file pedestal** on the **left**. For use with right handed single pedestal desks, credenzas, or desk shells.

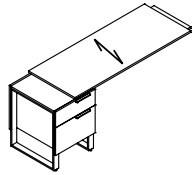
Required Specifications

Top finish
Body finish

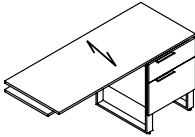
Optional Specifications

Grommet

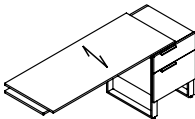
EXECUTIVE RETURNS



Executive Return - LEFT



Executive Return - RIGHT



Executive Return - RIGHT

MODEL#	DIMENSIONS D x W x H	FREIGHT CLASS	WT/LBS.	CUBIC FT.	LIST PRICE
FERL6624BOSCG	24 x 76 x 28	85	137	10	\$7094
FERL6024BOSCG	24 x 70 x 28	85	133	10	\$6157
FERL5424BOSCG	24 x 64 x 28	85	128	10	\$6024
FERL4824BOSCG	24 x 58 x 28	85	124	9	\$5897
FERL4224BOSCG	24 x 52 x 28	85	120	9	\$5711
FERL6620BOSCG	20 x 76 x 28	85	130	9	\$6447
FERL6020BOSCG	20 x 70 x 28	85	126	9	\$5867
FERL5420BOSCG	20 x 64 x 28	70	121	8	\$5739
FERL4820BOSCG	20 x 58 x 28	85	117	8	\$5618
FERL4220BOSCG	20 x 52 x 28	85	112	8	\$5441

Return has **offset box/file pedestal** on the **left**. For use with right handed single pedestal desks, credenzas, or desk shells.
Model # represents worksurface dimension only.

FERR6624BCG	24 x 66 x 28	85	137	10	\$6405
FERR6024BCG	24 x 60 x 28	85	133	10	\$6157
FERR5424BCG	24 x 54 x 28	85	128	10	\$6024
FERR4824BCG	24 x 48 x 28	85	124	9	\$5897
FERR4224BCG	24 x 42 x 28	85	120	9	\$5711
FERR6620BCG	20 x 66 x 28	85	130	9	\$6102
FERR6020BCG	20 x 60 x 28	85	126	9	\$5867
FERR5420BCG	20 x 54 x 28	70	121	8	\$5739
FERR4820BCG	20 x 48 x 28	85	117	8	\$5618
FERR4220BCG	20 x 42 x 28	85	112	8	\$5441

Return has **flush box/file pedestal** on the **right**. For use with left-handed single pedestal desks, credenzas, or desk shells.

FERR6624BOSCG	24 x 76 x 28	85	137	10	\$7094
FERR6024BOSCG	24 x 70 x 28	85	133	10	\$6157
FERR5424BOSCG	24 x 64 x 28	85	128	10	\$6024
FERR4824BOSCG	24 x 58 x 28	85	124	9	\$5897
FERR4224BOSCG	24 x 52 x 28	85	120	9	\$5711
FERR6620BOSCG	20 x 76 x 28	85	130	9	\$6447
FERR6020BOSCG	20 x 70 x 28	85	126	9	\$5867
FERR5420BOSCG	20 x 64 x 28	70	121	8	\$5739
FERR4820BOSCG	20 x 58 x 28	85	117	8	\$5618
FERR4220BOSCG	20 x 52 x 28	85	112	8	\$5441

Return has **offset box/file pedestal** on the **right**. For use with left-handed single pedestal desks, credenzas, or desk shells.
Model # represents worksurface dimension only.

Required Specifications

Top finish
Body finish

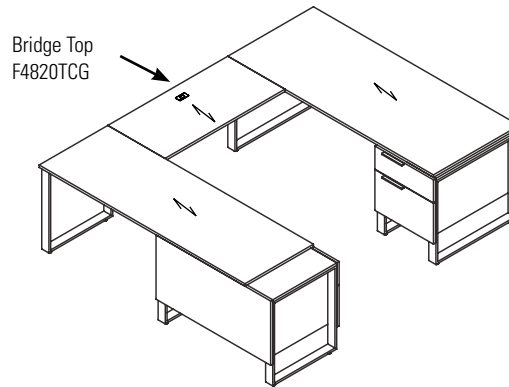
Optional Specifications

Grommet

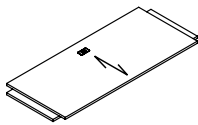
DESKS	MODEL#	DIMENSIONS	FREIGHT CLASS	WT/LBS.	CUBIC FT.	LIST PRICE
-------	--------	------------	---------------	---------	-----------	------------

D x W x H

- Horizontal grain direction is standard on all engineered finishes.
- Tops are constructed with two 3/4" thick panels, laminated together to create a total thickness of 1.5".
- All pedestals are suspended 7.5" off the floor by an open framed leg, and can be installed flush or offset
- The standard grain direction on Bridge tops is cross grain (**CG**). To remove cross grain veneer pattern on top, delete suffix "**CG**" from the model number (no upcharge)
- Two Connecting Brackets are included.
- GM5K (Tungsten) TC grommet location is standard
- **NOTE:** Arrow indicates direction of grain



BRIDGES	MODEL#	DIMENSIONS	FREIGHT CLASS	WT/LBS.	CUBIC FT.	LIST PRICE
---------	--------	------------	---------------	---------	-----------	------------



Bridge Top

FBT6624CG	24 x 66 x 1.5	65	57	2	\$3067
FBT6024CG	24 x 60 x 1.5	65	53	2	\$2810
FBT5424CG	24 x 54 x 1.5	65	48	2	\$2665
FBT4824CG	24 x 48 x 1.5	60	44	1	\$2162
FBT4224CG	24 x 42 x 1.5	60	40	1	\$1960
FBT6620CG	20 x 66 x 1.5	65	55	2	\$2788
FBT6020CG	20 x 60 x 1.5	65	51	2	\$2552
FBT5420CG	20 x 54 x 1.5	60	46	1	\$2428
FBT4820CG	20 x 48 x 1.5	60	42	1	\$1960
FBT4220CG	20 x 42 x 1.5	60	37	1	\$1780

Top surface only to create a "U" configuration with a single pedestal desk or credenza. **Cannot be used with corners.** Grommet in worksurface. Shipped RTA (ready to assemble).

Required Specifications
Top finish

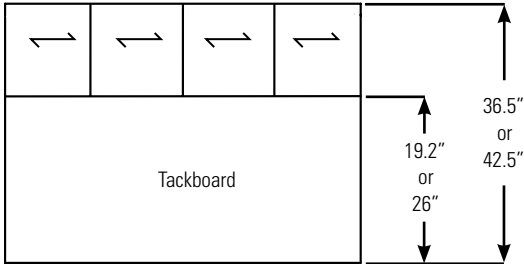
Optional Specifications
Grommet

F FOUNDATIONS

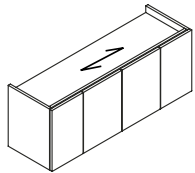
WALL-MOUNTED STORAGE - NOTES

D x W x H

- Horizontal grain direction is standard on all engineered finishes.
- Wall Mount Overheads have a 2" deep valance on top and bottom and it can accommodate LED or T5 lighting in either location
- Tackboards are installed flush.
- Standard Heights for Tackboards are:
 - 19.2" (overall height above worksurface = 36.5")
 - 26" (overall height above worksurface = 42.5")
- **NOTE:** Arrow indicates direction of grain

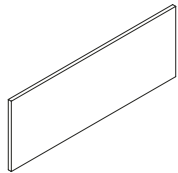


WALL-MOUNTED STORAGE	MODEL#	DIMENSIONS	FREIGHT CLASS	WT/LBS.	CUBIC FT.	LIST PRICE
----------------------	--------	------------	---------------	---------	-----------	------------



Wall Mount Storage w/Doors

FSF74	15 x 74.5 x 18.5	125	103	13	\$4158
FSF72	15 x 72 x 18.5	100	101	12	\$3990
FSF66	15 x 66 x 18.5	100	94	11	\$3752
FSF64	15 x 64.5 x 18.5	100	92	11	\$3674
FSF60	15 x 60 x 18.5	100	87	10	\$3519
FSF54	15 x 54 x 18.5	100	80	9	\$3353
FSF48	15 x 48 x 18.5	100	74	8	\$3049



Wall Mount Tackboard*

FTS74H26	.75 x 74.5 x 26	100	17	2	\$1260
FTS72H26	.75 x 72 x 26	70	16	1	\$1163
FTS66H26	.75 x 66 x 26	85	14	1	\$1070
FTS64H26	.75 x 64.5 x 26	85	13	1	\$1036
FTS60H26	.75 x 60 x 26	85	13	1	\$969
FTS54H26	.75 x 54 x 26	85	13	1	\$874
FTS48H26	.75 x 48 x 26	85	13	1	\$777
FTS74	.75 x 74.5 x 19.2	85	13	1	\$968
FTS72	.75 x 72 x 19.2	85	12	1	\$894
FTS66	.75 x 66 x 19.2	92.5	11	1	\$815
FTS64	.75 x 64.5 x 19.2	92.5	11	1	\$774
FTS60	.75 x 60 x 19.2	92.5	10	1	\$745
FTS54	.75 x 54 x 19.2	92.5	10	1	\$675
FTS48	.75 x 48 x 19.2	92.5	10	1	\$601

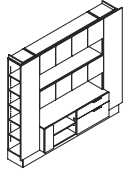
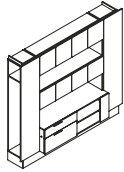
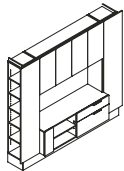
Required Specifications

Front finish
Top/body finish
Fabric*

WORK WALLS - NOTES

D x W x H

- Horizontal grain direction is standard on all engineered finishes.
- Tackboards and tasklights must be specified
- When the tackboard option is specified, the price includes a tackboard for each niche of the Work Wall.
- When the Task Light option is specified, the price includes LED Tasklight installed in the top of each niche. If more than one niche is needed in the configuration, remote on/off switch is included for simultaneous operation.
- All Storage Doors open with touch latch
- Side access to open storage or wardrobe - front panels are fixed.
- Standard heights are 26.5", 56", 70" and 84"
- Walls are available in 15" increments starting at 95" (i.e. 110", 125" 140", 155")
- Wall credenzas are only available in 90" width
- Cantilevered storage units are side locking
- For modifications to the wall configurations, size or finish, please contact customer care.

WORK WALLS - 84" H	MODEL#	DIMENSIONS	FREIGHT CLASS	WT/LBS.	CUBIC FT.	LIST PRICE
 <p>Work Wall - 95"W</p>	FW9584-1L	20 x 95 x 84	100	634	79	\$25549
		Vertical storage with 5 adjustable shelves, 60" wide wall credenza with adjustable shelf and box/file, 60" wide niche, 60" wide single height storage, 60" wide niche, 60" wide single height storage, wardrobe with coat hook and hat shelf.				<ul style="list-style-type: none"> • To add tackboard to niche, add TB to end of product code. Add \$2056 to list price for grades 1-3. Add \$2467 for grades 4-5. • To add LED light to niche, add LT to end of product code. Add \$2159 to list price.
 <p>Work Wall - 95"W</p>	FW9584-1R	20 x 95 x 84	100	634	79	\$25549
		Wardrobe with coat hook and hat shelf, 60" wide wall credenza with box/file and adjustable shelf, 60" wide niche, 60" wide single height storage, 60" wide niche, 60" wide single height storage, vertical storage with 5 adjustable shelves.				<ul style="list-style-type: none"> • To add tackboard to niche, add TB to end of product code. Add \$2056 to list price for grades 1-3. Add \$2467 for grades 4-5. • To add LED light to niche, add LT to end of product code. Add \$2159 to list price.
 <p>Work Wall - 95"W</p>	FW9584-2L	20 x 95 x 84	125	568	77	\$22993
		Vertical storage with 5 adjustable shelves, 60" wide wall credenza with adjustable shelf and box/file, 60" wide double height niche, 60" wide double height storage, wardrobe with coat hook and hat shelf.				<ul style="list-style-type: none"> • To add tackboard to niche, add TB to end of product code. Add \$1276 to list price for grades 1-3. Add \$1532 for grades 4-5. • To add LED light to niche, add LT to end of product code. Add \$873 to list price.

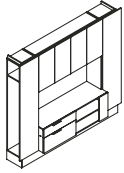
Required Specifications

Front finish
Top/body finish
Cubby interior finish

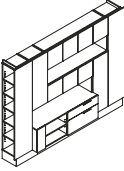
Optional Specifications

Grommet
LED light
Tackboard

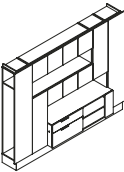
WORK WALLS - 84"H



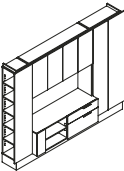
Work Wall - 95\"/>



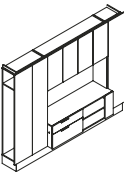
Work Wall - 110\"/>



Work Wall - 110\"/>



Work Wall - 110\"/>



Work Wall - 110\"/>

MODEL#	DIMENSIONS	FREIGHT CLASS	WT/LBS.	CUBIC FT.	LIST PRICE
--------	------------	---------------	---------	-----------	------------

D x W x H

FW9584-2R	20 x 95 x 84	125	568	77	\$22993
-----------	--------------	-----	-----	----	----------------

Wardrobe with coat hook and hat shelf, 60" wide wall credenza with box/file and adjustable shelf, 60" wide double height niche, 60" wide double height storage, vertical storage with 5 adjustable shelves.

- To add tackboard to niche, add **TB** to end of product code. **Add \$1276** to list price for grades 1-3. Add **\$1532** for grades 4-5.
- To add LED light to niche, add **LT** to end of product code. **Add \$873** to list price.

FW11084-1L	20 x 110 x 84	100	741	91	\$29380
------------	---------------	-----	-----	----	----------------

Vertical storage with 5 adjustable shelves, 60" wide wall credenza with adjustable shelf and box/file, 60" wide niche, triple height storage, 45" wide single height storage, 60" wide niche, 60" wide single height storage, triple height storage, wardrobe with coat hook and hat shelf.

- To add tackboard to niche, add **TB** to end of product code. **Add \$2050** to list price for grades 1-3. Add **\$2460** for grades 4-5.
- To add LED light to niche, add **LT** to end of product code. **Add \$2162** to list price.

FW11084-1R	20 x 110 x 84	100	741	91	\$29380
------------	---------------	-----	-----	----	----------------

Wardrobe with coat hook and hat shelf, triple height storage, 60" wide niche, 60" wide single height storage, 60" wide wall credenza with box/file and adjustable shelf, 60" wide niche, 45" wide single height storage, triple height storage, vertical storage with 5 adjustable shelves.

- To add tackboard to niche, add **TB** to end of product code. **Add \$2050** to list price for grades 1-3. Add **\$2460** for grades 4-5.
- To add LED light to niche, add **LT** to end of product code. **Add \$2162** to list price.

FW11084-2L	20 x 110 x 84	125	628	88	\$25549
------------	---------------	-----	-----	----	----------------

Vertical storage with 5 adjustable shelves, 60" wide wall credenza with adjustable shelf and box/file, 60" wide double height niche, 60" wide double height storage, double depth wardrobe with coat rod and hat shelf.

- To add tackboard to niche, add **TB** to end of product code. **Add \$1274** to list price for grades 1-3. Add **\$1529** for grades 4-5.
- To add LED light to niche, add **LT** to end of product code. **Add \$873** to list price.

FW11084-2R	20 x 110 x 84	125	628	88	\$25549
------------	---------------	-----	-----	----	----------------

Double depth wardrobe with coat rod and hat shelf, 60" wide wall credenza with adjustable shelf and box/file, 60" wide double height niche, 60" wide double height storage, vertical storage with 5 adjustable shelves.

- To add tackboard to niche, add **TB** to end of product code. **Add \$1274** to list price for grades 1-3. Add **\$1529** for grades 4-5.
- To add LED light to niche, add **LT** to end of product code. **Add \$873** to list price.

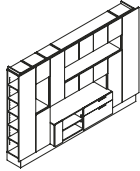
Required Specifications

Front finish
Top/body finish
Cubby interior finish

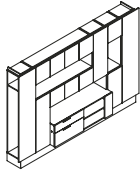
Optional Specifications

Grommet
LED light
Tackboard

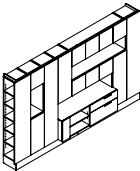
WORK WALLS - 84"H



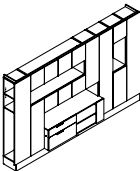
Work Wall - 125"W



Work Wall - 125"W



Work Wall - 140"W



Work Wall - 140"W

MODEL#	DIMENSIONS	FREIGHT CLASS	WT/LBS.	CUBIC FT.	LIST PRICE
--------	------------	---------------	---------	-----------	------------

D x W x H

FW12584-1L	20 x 125 x 84	100	858	103	\$32783
------------	---------------	-----	-----	-----	----------------

Vertical storage with 5 adjustable shelves, 15" wide double height niche, single height storage, 60" wide wall credenza with adjustable shelf and box/file, 60" wide niche, triple height storage, 45" wide single height storage, 60" wide niche, 60" wide single height storage, triple height storage, wardrobe with coat hook and hat shelf.

- To add tackboard to niche, add **TB** to end of product code. **Add \$2503** to list price for grades 1-3. Add **\$3005** for grades 4-5.
- To add LED light to niche, add **LT** to end of product code. **Add \$2512** to list price.

FW12584-1R	20 x 125 x 84	100	858	103	\$32783
------------	---------------	-----	-----	-----	----------------

Wardrobe with coat hook and hat shelf, triple height storage, 60" wide niche, 60" wide single height storage, 60" wide wall credenza with box/file and adjustable shelf, 60" wide niche, 45" wide single height storage, triple height storage, 15" wide double height niche, single height storage, vertical storage with 5 adjustable shelves.

- To add tackboard to niche, add **TB** to end of product code. **Add \$2503** to list price for grades 1-3. Add **\$3005** for grades 4-5.
- To add LED light to niche, add **LT** to end of product code. **Add \$2512** to list price.

FW14084-1L	20 x 140 x 84	100	936	115	\$35552
------------	---------------	-----	-----	-----	----------------

Vertical storage with 5 adjustable shelves, triple height storage, 15" wide double height niche, single height storage, vertical storage with 5 adjustable shelves, 60" wide wall credenza with adjustable shelf and box/file, 60" wide niche, triple height storage cabinet, 45" wide single height storage, 60" wide niche, 60" wide single height storage, double depth wardrobe with coat rod and two shelves.

- To add tackboard to niche, add **TB** to end of product code. **Add \$2503** to list price for grades 1-3. Add **\$3005** for grades 4-5.
- To add LED light to niche, add **LT** to end of product code. **Add \$2511** to list price.

FW14084-1R	20 x 125 x 84	100	936	115	\$35552
------------	---------------	-----	-----	-----	----------------

Double depth wardrobe with coat rod and two shelves, 60" wide niche, 60" wide single height storage, 60" wide wall credenza with box/file and adjustable shelf, 60" wide niche, 45" wide single height storage, triple height storage, vertical storage with 5 adjustable shelves, triple height storage, 15" wide double height niche, single height storage, vertical storage with 5 adjustable shelves.

- To add tackboard to niche, add **TB** to end of product code. **Add \$2503** to list price for grades 1-3. Add **\$3005** for grades 4-5.
- To add LED light to niche, add **LT** to end of product code. **Add \$2511** to list price.

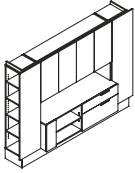
Required Specifications

Front finish
Top/body finish
Cubby interior finish

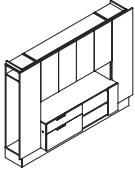
Optional Specifications

Grommet
LED light
Tackboard

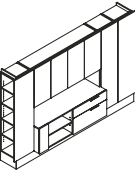
WORK WALLS - 70"H



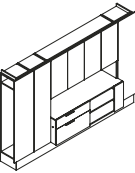
Work Wall - 95"W



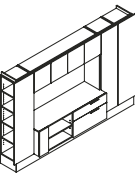
Work Wall - 95"W



Work Wall - 110"W



Work Wall - 110"W



Work Wall - 110"W

MODEL#	DIMENSIONS	FREIGHT CLASS	WT./LBS.	CUBIC FT.	LIST PRICE
--------	------------	---------------	----------	-----------	------------

	D x W x H				
FW9570-1L	20 x 95 x 70	125	523	66	\$22140

Vertical storage with 4 adjustable shelves, 60" wide wall credenza with adjustable shelf and box/file, 60" wide niche, 60" wide double height storage, wardrobe with coat hook and hat shelf.

- To add tackboard to niche, add **TB** to end of product code. **Add \$1029** to list price for grades 1-3. Add **\$1236** for grades 4-5.
- To add LED light to niche, add **LT** to end of product code. **Add \$871** to list price.

FW9570-1R	20 x 95 x 70	125	523	66	\$22140
-----------	--------------	-----	-----	----	----------------

Wardrobe with coat hook and hat shelf, 60" wide wall credenza with box/file and adjustable shelf, 60" wide niche, 60" wide double height storage, vertical storage with 4 adjustable shelves.

- To add tackboard to niche, add **TB** to end of product code. **Add \$1029** to list price for grades 1-3. Add **\$1236** for grades 4-5.
- To add LED light to niche, add **LT** to end of product code. **Add \$871** to list price.

FW11070-1L	20 x 110 x 70	100	618	76	\$24270
------------	---------------	-----	-----	----	----------------

Vertical storage with 4 adjustable shelves, 60" wide wall credenza with adjustable shelf and box/file, 60" wide niche, 60" wide double height storage, vertical storage with 4 adjustable shelves, wardrobe with coat hook and hat shelf.

- To add tackboard to niche, add **TB** to end of product code. **Add \$1026** to list price for grades 1-3. Add **\$1231** for grades 4-5.
- To add LED light to niche, add **LT** to end of product code. **Add \$871** to list price.

FW11070-1R	20 x 110 x 70	100	618	76	\$24270
------------	---------------	-----	-----	----	----------------

Wardrobe with coat hook and hat shelf, vertical storage with 4 adjustable shelves, 60" wide wall credenza with box/file and adjustable shelf, 60" wide niche, 60" wide double height storage, vertical storage with 4 adjustable shelves.

- To add tackboard to niche, add **TB** to end of product code. **Add \$1026** to list price for grades 1-3. Add **\$1231** for grades 4-5.
- To add LED light to niche, add **LT** to end of product code. **Add \$871** to list price.

FW11070-2L	20 x 110 x 70	125	586	76	\$22568
------------	---------------	-----	-----	----	----------------

Vertical storage with 4 adjustable shelves, 60" wide wall credenza with adjustable shelf and box/file, 60" wide double height niche, 60" wide single height storage, vertical storage with 4 adjustable shelves, wardrobe with coat hook and hat shelf.

- To add tackboard to niche, add **TB** to end of product code. **Add \$1271** to list price for grades 1-3. Add **\$1526** for grades 4-5.
- To add LED light to niche, add **LT** to end of product code. **Add \$873** to list price.

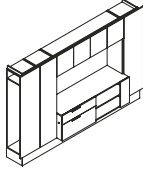
Required Specifications

Front finish
Top/body finish
Cubby interior finish

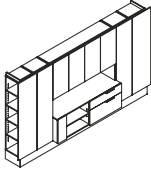
Optional Specifications

Grommet
LED light
Tackboard

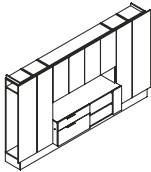
WORK WALLS - 70"H



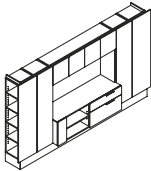
Work Wall - 110"W



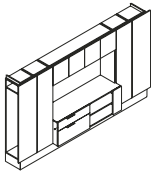
Work Wall - 125"W



Work Wall - 125"W



Work Wall - 125"W



Work Wall - 125"W

MODEL#	DIMENSIONS	FREIGHT CLASS	WT/LBS.	CUBIC FT.	LIST PRICE
--------	------------	---------------	---------	-----------	------------

D x W x H

FW11070-2R	20 x 110 x 70	125	586	76	\$22568
------------	---------------	-----	-----	----	----------------

Wardrobe with coat hook and hat shelf, vertical storage with 4 adjustable shelves, 60" wide wall credenza with box/file and adjustable shelf, 60" wide double height niche, 60" wide single height storage, vertical storage with 4 adjustable shelves.

- To add tackboard to niche, add **TB** to end of product code. **Add \$1271** to list price for grades 1-3. Add **\$1526** for grades 4-5.
- To add LED light to niche, add **LT** to end of product code. **Add \$873** to list price.

FW12570-1L	20 x 125 x 70	100	713	85	\$25549
------------	---------------	-----	-----	----	----------------

Vertical storage with 4 adjustable shelves, vertical storage with 4 adjustable shelves, 60" wide wall credenza with adjustable shelf and box/file, 60" wide niche, 60" wide double height storage, vertical storage with 4 adjustable shelves, wardrobe with coat hook and hat shelf.

- To add tackboard to niche, add **TB** to end of product code. **Add \$1029** to list price for grades 1-3. Add **\$1236** for grades 4-5.
- To add LED light to niche, add **LT** to end of product code. **Add \$873** to list price.

FW12570-1R	20 x 125 x 70	100	713	85	\$25549
------------	---------------	-----	-----	----	----------------

Wardrobe with coat hook and hat shelf, vertical storage with 4 adjustable shelves, 60" wide wall credenza with box/file and adjustable shelf, 60" wide niche, 60" wide double height storage, vertical storage with 4 adjustable shelves, vertical storage with 4 adjustable shelves.

- To add tackboard to niche, add **TB** to end of product code. **Add \$1029** to list price for grades 1-3. Add **\$1236** for grades 4-5.
- To add LED light to niche, add **LT** to end of product code. **Add \$873** to list price.

FW12570-2L	20 x 125 x 70	100	681	85	\$23843
------------	---------------	-----	-----	----	----------------

Vertical storage with 4 adjustable shelves, vertical storage with 4 adjustable shelves, 60" wide wall credenza with adjustable shelf and box/file, 60" wide double height niche, 60" wide single height storage, vertical storage with 4 adjustable shelves, wardrobe with coat hook and hat shelf.

- To add tackboard to niche, add **TB** to end of product code. **Add \$1274** to list price for grades 1-3. Add **\$1529** for grades 4-5.
- To add LED light to niche, add **LT** to end of product code. **Add \$873** to list price.

FW12570-2R	20 x 125 x 70	100	681	85	\$23843
------------	---------------	-----	-----	----	----------------

Wardrobe with coat hook and hat shelf, vertical storage with 4 adjustable shelves, 60" wide wall credenza with box/file and adjustable shelf, 60" wide double height niche, 60" wide single height storage, vertical storage with 4 adjustable shelves, vertical storage with 4 adjustable shelves.

- To add tackboard to niche, add **TB** to end of product code. **Add \$1274** to list price for grades 1-3. Add **\$1529** for grades 4-5.
- To add LED light to niche, add **LT** to end of product code. **Add \$873** to list price.

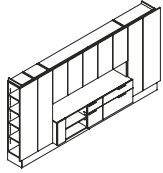
Required Specifications

Front finish
Top/body finish
Cubby interior finish

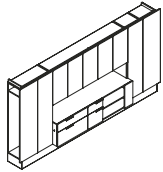
Optional Specifications

Grommet
LED light
Tackboard

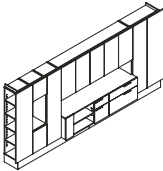
WORK WALLS - 70"H



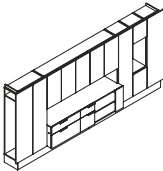
Work Wall - 140"W



Work Wall - 140"W



Work Wall - 155"W



Work Wall - 155"W

MODEL#	DIMENSIONS	FREIGHT CLASS	WT/LBS.	CUBIC FT.	LIST PRICE
--------	------------	---------------	---------	-----------	------------

D x W x H

FW14070-1L	20 x 140 x 70	125	750	95	\$27464
------------	---------------	-----	-----	----	----------------

Vertical storage with 4 adjustable shelves, vertical storage with 4 adjustable shelves, 75" wide wall credenza with adjustable shelf, narrow box/file and box file, 75" wide single height niche, 75" wide double height storage, double depth wardrobe with coat rod and hat shelf.

- To add tackboard to niche, add **TB** to end of product code. **Add \$1289** to list price for grades 1-3. Add **\$1547** for grades 4-5.
- To add LED light to niche, add **LT** to end of product code. **Add \$1972** to list price.

FW14070-1R	20 x 140 x 70	125	750	95	\$27464
------------	---------------	-----	-----	----	----------------

Double depth wardrobe with coat rod and hat shelf, 75" wide wall credenza with box/file, narrow box/file and adjustable shelf, 75" wide single height niche, 75" wide double height storage, vertical storage with 4 adjustable shelves, vertical storage with 4 adjustable shelves.

- To add tackboard to niche, add **TB** to end of product code. **Add \$1289** to list price for grades 1-3. Add **\$1547** for grades 4-5.
- To add LED light to niche, add **LT** to end of product code. **Add \$1972** to list price.

FW15570-1L	20 x 155 x 70	125	849	107	\$32996
------------	---------------	-----	-----	-----	----------------

Vertical storage with 4 adjustable shelves, double height storage, 15" wide double height niche, single height storage, vertical storage with 4 adjustable shelves, 75" wide wall credenza with adjustable shelf, narrow box/file and box file, 75" wide niche, 75" wide double height storage, double depth wardrobe with coat rod and hat shelf.

- To add tackboard to niche, add **TB** to end of product code. **Add \$1736** to list price for grades 1-3. Add **\$2084** for grades 4-5.
- To add LED light to niche, add **LT** to end of product code. **Add \$2318** to list price.

FW15570-1R	20 x 155 x 70	125	849	107	\$32996
------------	---------------	-----	-----	-----	----------------

Double depth wardrobe with coat rod and hat shelf, 75" wide wall credenza with box/file, narrow box/file and adjustable shelf, 75" wide niche, 75" wide double height storage, vertical storage with 4 adjustable shelves, double height storage, 15" wide double height niche, single height storage, vertical storage with 4 adjustable shelves.

- To add tackboard to niche, add **TB** to end of product code. **Add \$1736** to list price for grades 1-3. Add **\$2084** for grades 4-5.
- To add LED light to niche, add **LT** to end of product code. **Add \$2318** to list price.

Required Specifications

Front finish
Top/body finish
Cubby interior finish

Optional Specifications

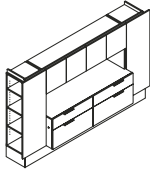
Grommet
LED light
Tackboard

WORK WALLS - 56"H

MODEL#	DIMENSIONS	FREIGHT CLASS	WT/LBS.	CUBIC FT.	LIST PRICE
--------	------------	---------------	---------	-----------	------------

D x W x H

FW9556-1	20 x 95 x 56	100	488	55	\$20439
----------	--------------	-----	-----	----	----------------

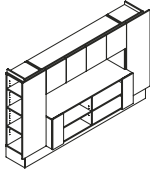


Work Wall - 95"W

Vertical storage with 3 adjustable shelves, 60" wide wall credenza with two box/files, 60" wide single height niche, 60" wide single height storage, vertical storage with 3 adjustable shelves.

- To add tackboard to niche, add **TB** to end of product code. **Add \$1028** to list price for grades 1-3. Add **\$1235** for grades 4-5.
- To add LED light to niche, add **LT** to end of product code. **Add \$871** to list price.

FW9556-2	20 x 95 x 56	125	420	55	\$18310
----------	--------------	-----	-----	----	----------------

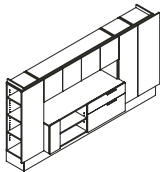


Work Wall - 95"W

Vertical storage with 3 adjustable shelves, 60" wide wall open credenza with two adjustable shelves, 60" wide single height niche, 60" wide single height storage, vertical storage with 3 adjustable shelves.

- To add tackboard to niche, add **TB** to end of product code. **Add \$1028** to list price for grades 1-3. Add **\$1235** for grades 4-5.
- To add LED light to niche, add **LT** to end of product code. **Add \$873** to list price.

FW11056-1L	20 x 110 x 56	100	533	63	\$20012
------------	---------------	-----	-----	----	----------------

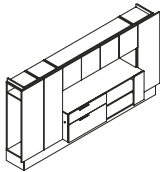


Work Wall - 110"W

Vertical storage with 3 adjustable shelves, 60" wide wall credenza with adjustable shelf and box/file, 60" wide niche, 60" wide single height storage, vertical storage with 3 adjustable shelves, wardrobe with coat hook and hat shelf.

- To add tackboard to niche, add **TB** to end of product code. **Add \$1028** to list price for grades 1-3. Add **\$1235** for grades 4-5.
- To add LED light to niche, add **LT** to end of product code. **Add \$871** to list price.

FW11056-1R	20 x 110 x 56	100	533	63	\$20012
------------	---------------	-----	-----	----	----------------

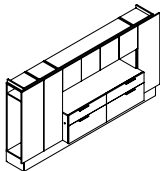


Work Wall - 110"W

Wardrobe with coat hook and hat shelf, vertical storage with 3 adjustable shelves, 60" wide wall credenza with box/file and adjustable shelf, 60" wide single height niche, 60" wide single height storage, vertical storage with 3 adjustable shelves.

- To add tackboard to niche, add **TB** to end of product code. **Add \$1028** to list price for grades 1-3. Add **\$1235** for grades 4-5.
- To add LED light to niche, add **LT** to end of product code. **Add \$871** to list price.

FW11056-2L	20 x 110 x 56	100	549	62	\$22140
------------	---------------	-----	-----	----	----------------



Work Wall - 110"W

Wardrobe with coat hook and hat shelf, vertical storage with 3 adjustable shelves, 60" wide wall credenza with two box/files, 60" wide niche, 60" wide single height storage, vertical storage with 3 adjustable shelves.

- To add tackboard to niche, add **TB** to end of product code. **Add \$1028** to list price for grades 1-3. Add **\$1236** for grades 4-5.
- To add LED light to niche, add **LT** to end of product code. **Add \$871** to list price.

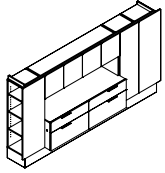
Required Specifications

Front finish
Top/body finish
Cubby interior finish

Optional Specifications

Grommet
LED light
Tackboard

WORK WALLS - 56"H

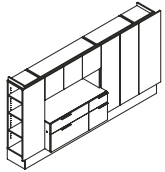


Work Wall - 110"W*

MODEL#	DIMENSIONS D x W x H	FREIGHT CLASS	WT/LBS.	CUBIC FT.	LIST PRICE
FW11056-2R	20 x 110 x 56	100	549	62	\$22140

Vertical storage with 3 adjustable shelves, 60" wide wall credenza with two box/files, 60" wide niche, 60" wide single height storage, vertical storage with 3 adjustable shelves, wardrobe with coat hook and hat shelf.

- To add tackboard to niche, add **TB** to end of product code. **Add \$1028** to list price for grades 1-3. Add **\$1236** for grades 4-5.
- To add LED light to niche, add **LT** to end of product code. **Add \$871** to list price.

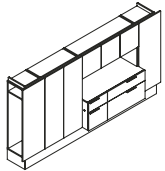


Work Wall - 110"W*

FW11056-3L	20 x 110 x 56	100	538	62	\$21929
------------	---------------	-----	-----	----	----------------

Vertical storage with 3 adjustable shelves, 45" wide wall credenza with box/file and narrow box/file, 45" wide niche, 45" wide single height storage, double width vertical storage with 3 adjustable shelves, wardrobe with coat hook and hat shelf.

- To add tackboard to niche, add **TB** to end of product code. **Add \$1031** to list price for grades 1-3. Add **\$1238** for grades 4-5.
- To add LED light to niche, add **LT** to end of product code. **Add \$708** to list price.

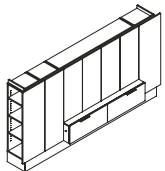


Work Wall - 110"W*

FW11056-3R	20 x 110 x 56	100	538	62	\$21929
------------	---------------	-----	-----	----	----------------

Wardrobe with coat hook and hat shelf, double width vertical storage with 3 adjustable shelves, 45" wide wall credenza with narrow box/file and box/file, 45" wide niche, 45" wide single height storage, vertical storage with 3 adjustable shelves.

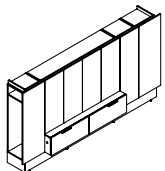
- To add tackboard to niche, add **TB** to end of product code. **Add \$1031** to list price for grades 1-3. Add **\$1238** for grades 4-5.
- To add LED light to niche, add **LT** to end of product code. **Add \$708** to list price.



Work Wall - 110"W

FW11056-4L	20 x 110 x 56	100	530	61	\$22036
------------	---------------	-----	-----	----	----------------

Vertical storage with 3 adjustable shelves, vertical storage with 3 adjustable shelves, 60" wide single height wall credenza with two files, 60" wide triple height storage with 2 adjustable shelves, wardrobe with coat hook and hat shelf.



Work Wall - 110"W

FW11056-4R	20 x 110 x 56	100	530	61	\$22036
------------	---------------	-----	-----	----	----------------

Wardrobe with coat hook and hat shelf, single height 60" wide wall credenza with two files, 60" wide triple height storage with 2 adjustable shelves, vertical storage with 3 adjustable shelves, vertical storage with 3 adjustable shelves.

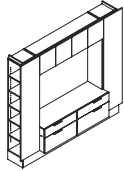
Required Specifications

Front finish
Top/body finish
Cubby interior finish

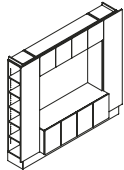
Optional Specifications

Grommet
LED light*
Tackboard*

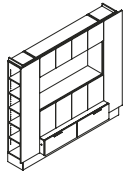
WORK WALLS - 84"H



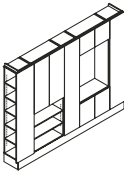
Work Wall - 95"W



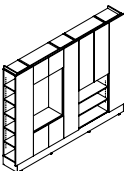
Work Wall - 95"W



Work Wall - 95"W



Work Wall - 110"W



Work Wall - 110"W

MODEL#	DIMENSIONS	FREIGHT CLASS	WT/LBS.	CUBIC FT.	LIST PRICE
--------	------------	---------------	---------	-----------	------------

D x W x H

FW9584-20	20 x 95 x 84	125	565	77	\$24910
-----------	--------------	-----	-----	----	----------------

Vertical storage with 5 adjustable shelves, 60" wide wall credenza with two box/files, 60" wide triple height niche, 60" wide single height storage, vertical storage with 5 adjustable shelves.

- To add tackboard to niche, add **TB** to end of product code. **Add \$1910** to list price for grades 1-3. Add **\$2292** for grades 4-5.
- To add LED light to niche, add **LT** to end of product code. **Add \$871** to list price.

FW9584-21	20 x 95 x 84	125	512	77	\$22780
-----------	--------------	-----	-----	----	----------------

Vertical storage with 5 adjustable shelves, 60" wide wall credenza with two cabinets with adjustable shelves, 60" wide triple height niche, 60" wide single height storage, vertical storage with 5 adjustable shelves.

- To add tackboard to niche, add **TB** to end of product code. **Add \$1910** to list price for grades 1-3. Add **\$2292** for grades 4-5.
- To add LED light to niche, add **LT** to end of product code. **Add \$874** to list price.

FW9584-22	20 x 95 x 84	125	611	77	\$24483
-----------	--------------	-----	-----	----	----------------

Vertical storage with 5 adjustable shelves, 60" wide single height wall credenza with two files, 60" wide double height storage, 60" wide double height niche, 60" wide single height storage, vertical storage with 5 adjustable shelves.

- To add tackboard to niche, add **TB** to end of product code. **Add \$1271** to list price for grades 1-3. Add **\$1526** for grades 4-5.
- To add LED light to niche, add **LT** to end of product code. **Add \$871** to list price.

FW11084-20L	15 x 110 x 84	125	659	87	\$24270
-------------	---------------	-----	-----	----	----------------

Vertical storage with 5 adjustable shelves, 30" wide triple height open bookcase, 30" wide triple height double width storage, vertical storage with 5 adjustable shelves, 30" wide and double height storage, 30" triple height niche, 30" wide single height storage, vertical storage with 5 adjustable shelves.

- To add tackboard to niche, add **TB** to end of product code. **Add \$956** to list price for grades 1-3. Add **\$1146** for grades 4-5.
- To add LED light to niche, add **LT** to end of product code. **Add \$533** to list price.

FW11084-20R	15 x 110 x 84	125	659	87	\$24270
-------------	---------------	-----	-----	----	----------------

Vertical storage with 5 adjustable shelves, 30" wide double height storage, 30" wide triple height niche, 30" wide single height storage, vertical storage with 5 adjustable shelves, 30" wide triple height open bookcase, 30" wide triple height double width storage, vertical storage with 5 adjustable shelves.

- To add tackboard to niche, add **TB** to end of product code. **Add \$956** to list price for grades 1-3. Add **\$1146** for grades 4-5.
- To add LED light to niche, add **LT** to end of product code. **Add \$533** to list price.

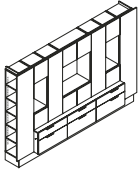
Required Specifications

Front finish
Top/body finish
Cubby interior finish

Optional Specifications

Grommet
LED light
Tackboard

WORK WALLS - 84"H

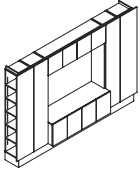


Work Wall - 125"W

MODEL#	DIMENSIONS D x W x H	FREIGHT CLASS	WT/LBS.	CUBIC FT.	LIST PRICE
FW12584-20	20 x 125 x 84	100	962	101	\$37254

Vertical storage with 5 adjustable shelves, 90" wide wall credenza with three box/files, single height storage, 15" wide double height niche, single height storage, four-fold height vertical storage with 3 adjustable shelves, double width single height storage, 30" wide double height niche, double width single height storage, fourfold height vertical storage with 3 adjustable shelves, single height storage, 15" wide double height niche, single height storage, vertical storage with 5 adjustable shelves.

- To add tackboard to niche, add **TB** to end of product code. **Add \$1736** to list price for grades 1-3. **Add \$2084** for grades 4-5.
- To add LED light to niche, add **LT** to end of product code. **Add \$1742** to list price.



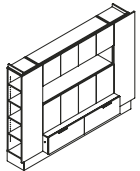
Work Wall - 125"W

FW12584-21	20 x 125 x 84	125	738	100	\$27679
------------	---------------	-----	-----	-----	----------------

Vertical storage with 5 adjustable shelves, vertical storage with 5 adjustable shelves, 60" wide wall credenza with two cabinets and adjustable shelf, 60" wide triple height niche, 60" wide single height storage, vertical storage with 5 adjustable shelves, vertical storage with 5 adjustable shelves.

- To add tackboard to niche, add **TB** to end of product code. **Add \$1905** to list price for grades 1-3. **Add \$2287** for grades 4-5.
- To add LED light to niche, add **LT** to end of product code. **Add \$873** to list price.

WORK WALLS - 70"H

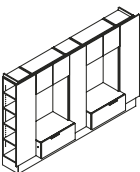


Work Wall - 95"W

MODEL#	DIMENSIONS	FREIGHT CLASS	WT/LBS.	CUBIC FT.	LIST PRICE
FW9570-20	20 x 95 x 70	100	563	66	\$22140

Vertical storage with 4 adjustable shelves, 60" wide single height wall credenza with two files, 60" wide double height storage, 60" wide niche, 60" wide single height storage, vertical storage with 4 adjustable shelves.

- To add tackboard to niche, add **TB** to end of product code. **Add \$1029** to list price for grades 1-3. **Add \$1236** for grades 4-5.
- To add LED light to niche, add **LT** to end of product code. **Add \$871** to list price.



Work Wall - 110"W

FW11070-20	20 x 110 x 70	125	602	78	\$24694
------------	---------------	-----	-----	----	----------------

Vertical storage with 4 adjustable shelves, 30" wide single height wall credenza with file, 30" wide triple height niche, 30" wide single height storage, vertical storage with 4 adjustable shelves, 30" wide single height wall credenza with file, 30" wide triple height niche, 30" wide single height storage, vertical storage with 4 adjustable shelves.

- To add tackboard to niche, add **TB** to end of product code. **Add \$1908** to list price for grades 1-3. **Add \$2289** for grades 4-5.
- To add LED light to niche, add **LT** to end of product code. **Add \$1381** to list price.

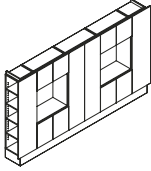
Required Specifications

Front finish
Top/body finish
Cubby interior finish

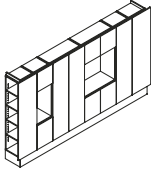
Optional Specifications

Grommet
LED light
Tackboard

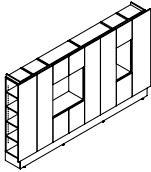
WORK WALLS - 70"H



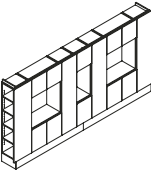
Work Wall - 125"W



Work Wall - 125"W



Work Wall - 125"W



Work Wall - 140"W

MODEL#	DIMENSIONS	FREIGHT CLASS	WT/LBS.	CUBIC FT.	LIST PRICE
--------	------------	---------------	---------	-----------	------------

D x W x H

FW12570-20	20 x 125 x 70	125	645	84	\$25549
------------	---------------	-----	-----	----	----------------

Vertical storage with 4 adjustable shelves, 30" wide double height storage, 30" wide double height niche, 30" wide single height storage, double width vertical storage with 4 adjustable shelves, 30" wide double height storage, 30" wide double height niche, 30" wide single height storage, vertical storage with 4 adjustable shelves.

- To add tackboard to niche, add **TB** to end of product code. **Add \$1274** to list price for grades 1-3. Add **\$1529** for grades 4-5.
- To add LED light to niche, add **LT** to end of product code. **Add \$1380** to list price.

FW12570-21L	20 x 125 x 70	100	685	84	\$27250
-------------	---------------	-----	-----	----	----------------

Vertical storage with 4 adjustable shelves, 15" wide double height storage, 15" wide double height niche, 15" wide single height storage, double width vertical storage with 4 adjustable shelves, 30" wide double height storage, 30" wide double height niche, 30" wide single height storage, vertical storage with 4 adjustable shelves, vertical storage with 4 adjustable shelves.

- To add tackboard to niche, add **TB** to end of product code. **Add \$871** to list price for grades 1-3. Add **\$1045** for grades 4-5.
- To add LED light to niche, add **LT** to end of product code. **Add \$1045** to list price.

FW12570-21R	20 x 125 x 70	100	685	84	\$27250
-------------	---------------	-----	-----	----	----------------

Vertical storage with 4 adjustable shelves, vertical storage with 4 adjustable shelves, 30" wide double height storage, 30" wide double height niche, 30" wide single height storage, double width vertical storage with 4 adjustable shelves, 15" wide double height storage, 15" wide double height niche, 15" wide single height storage, vertical storage with 4 adjustable shelves.

- To add tackboard to niche, add **TB** to end of product code. **Add \$871** to list price for grades 1-3. Add **\$1045** for grades 4-5.
- To add LED light to niche, add **LT** to end of product code. **Add \$1045** to list price.

FW14070-20	20 x 140 x 70	100	779	96	\$30019
------------	---------------	-----	-----	----	----------------

Vertical storage with 4 adjustable shelves, 30" wide double height storage, 30" wide double height niche, 30" wide single height storage, vertical storage cabinet with 4 adjustable shelves, 15" wide double height storage, 15" wide double height niche, 15" wide single height storage, vertical storage with 4 adjustable shelves, 30" wide double height storage, 30" wide double height niche, 30" wide single height storage, vertical storage with 4 adjustable shelves.

- To add tackboard to niche, add **TB** to end of product code. **Add \$1722** to list price for grades 1-3. Add **\$2066** for grades 4-5.
- To add LED light to niche, add **LT** to end of product code. **Add \$1745** to list price.

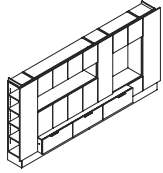
Required Specifications

Front finish
Top/body finish
Cubby interior finish

Optional Specifications

Grommet
LED light
Tackboard

WORK WALLS - 70"H

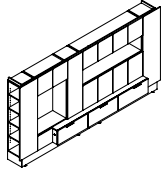


Work Wall - 140"W

MODEL#	DIMENSIONS D x W x H	FREIGHT CLASS	WT/LBS.	CUBIC FT.	LIST PRICE
FW14070-21L	20 x 140 x 70	100	832	96	\$30019

Vertical storage with 4 adjustable shelves, 60" wide double height storage, 60" wide niche, 60" wide single height storage, 15" wide triple height storage, 15" wide single height storage, 30" wide double height niche, 30" wide single height storage, 90" wide single height wall credenza with three files, vertical storage with 4 adjustable shelves.

- To add tackboard to niche, add **TB** to end of product code. **Add \$2025** to list price for grades 1-3. Add **\$2431** for grades 4-5.
- To add LED light to niche, add **LT** to end of product code. **Add \$1814** to list price.

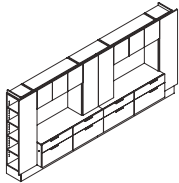


Work Wall - 140"W

FW14070-21R	20 x 140 x 70	100	832	96	\$30019
-------------	---------------	-----	-----	----	----------------

Vertical storage with 4 adjustable shelves, 15" wide single height storage, 30" wide double height niche, 30" wide single height storage, 90" wide single height wall credenza with three files, 15" wide triple height storage, 60" wide double height storage, 60" wide niche, 60" wide single height storage, vertical storage with 4 adjustable shelves.

- To add tackboard to niche, add **TB** to end of product code. **Add \$2025** to list price for grades 1-3. Add **\$2431** for grades 4-5.
- To add LED light to niche, add **LT** to end of product code. **Add \$1814** to list price.



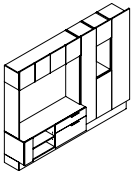
Work Wall - 155"W

FW15570-20	20 x 155 x 70	100	900	108	\$30019
------------	---------------	-----	-----	-----	----------------

Vertical storage with 4 adjustable shelves, 60" wide wall credenza with two box/files, 45" wide double height niche, 45" wide single height storage, 30" wide double width storage with 2 adj. shelves, 60" wide wall credenza with two box/files, 45" wide double height niche, 45" wide single height storage, vertical storage with 4 adjustable

- To add tackboard to niche, add **TB** to end of product code. **Add \$2595** to list price for grades 1-3. Add **\$3113** for grades 4-5.
- To add LED light to niche, add **LT** to end of product code. **Add \$1858** to list price.

WORK WALLS - 84"H



Work Wall - 107"W

MODEL#	DIMENSIONS	FREIGHT CLASS	WT/LBS.	CUBIC FT.	LIST PRICE
FW10784L	20 x 95 x 84	100	832	96	\$25549

60" wide wall credenza with adjustable shelf and box/file, 60" wide triple height niche, 60" wide single height storage, vertical storage with 5 adjustable shelves, triple height storage, 15" wide double height niche, single height storage, vertical storage with 5 adjustable shelves.

- To add tackboard to niche, add **TB** to end of product code. **Add \$1298** to list price for grades 1-3. Add **\$1558** for grades 4-5.
- To add LED light to niche, add **LT** to end of product code. **Add \$1298** to list price.

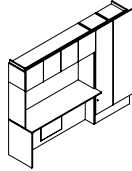
Required Specifications

Front finish
Top/body finish
Cubby interior finish

Optional Specifications

Grommet
LED light
Tackboard

OPEN KNEE SPACE WORK WALLS

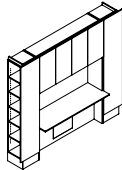


Open Knee Space Work Wall - 92"W

MODEL#	DIMENSIONS D x W x H	FREIGHT CLASS	WT/LBS.	CUBIC FT.	LIST PRICE
FW927002R	20 x 92.5 x 84	100	832	96	\$16060

60" wide work surface wall credenza, 60" wide double height niche, 60" wide single height storage, vertical storage with 4 adjustable shelves, wardrobe with coat hook and hat shelf.

- To add tackboard to niche, add **TB** to end of product code. **Add \$1298** to list price for grades 1-3. Add **\$1558** for grades 4-5.
- To add LED light to niche, add **LT** to end of product code. **Add \$1298** to list price.

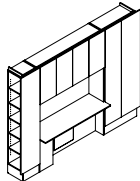


Open Knee Space Work Wall - 95"W

FW95840WR	20 x 95 x 84	100	832	96	\$16831
-----------	--------------	-----	-----	----	----------------

Vertical storage with 5 adjustable shelves, 60" wide work surface wall credenza, 60" wide double height niche, 60" wide double height storage, wardrobe with coat hook and hat shelf.

- To add tackboard to niche, add **TB** to end of product code. **Add \$1298** to list price for grades 1-3. Add **\$1558** for grades 4-5.
- To add LED light to niche, add **LT** to end of product code. **Add \$889** to list price.

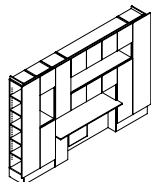


Open Knee Space Work Wall - 110"W

FW110840W2R	20 x 110 x 84	100	832	96	\$19464
-------------	---------------	-----	-----	----	----------------

Vertical storage with 5 adjustable shelves, 60" wide work surface wall credenza, 60" wide double height niche, 60" wide double height storage, double depth wardrobe with coat rod and hat shelf.

- To add tackboard to niche, add **TB** to end of product code. **Add \$1299** to list price for grades 1-3. Add **\$1559** for grades 4-5.
- To add LED light to niche, add **LT** to end of product code. **Add \$894** to list price.



Open Knee Space Work Wall - 125"W

FW125840IL	20 x 110 x 84	100	832	96	\$26703
------------	---------------	-----	-----	----	----------------

Vertical storage with 5 adjustable shelves, triple height storage, 15" wide triple height storage, 15" wide double height niche, single high storage, 60" wide work surface wall credenza, 60" wide single height niche, triple height storage, 45" wide single height storage, 60" wide single height niche, 60" wide single height storage, triple height storage, wardrobe with coat hook and hat shelf.

- To add tackboard to niche, add **TB** to end of product code. **Add \$2554** to list price for grades 1-3. Add **\$3067** for grades 4-5.
- To add LED light to niche, add **LT** to end of product code. **Add \$2563** to list price.

Required Specifications

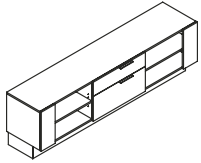
Front finish
Top/body finish
Cubby interior finish

Optional Specifications

Grommet
LED light
Tackboard

F FOUNDATIONS

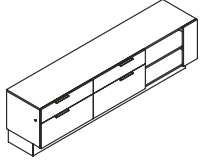
WORK WALL CREDENZAS



Work Wall Credenza

MODEL#	DIMENSIONS D x W x H	FREIGHT CLASS	WT./LBS.	CUBIC FT.	LIST PRICE
FW9026-1	20 x 90 x 26	100	254	27	\$10008

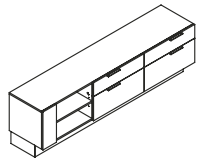
Standard with adjustable shelf, box/file and adjustable shelf.



Work Wall Credenza

FW9026-2	20 x 90 x 26	92.5	270	27	\$10435
----------	--------------	------	-----	----	----------------

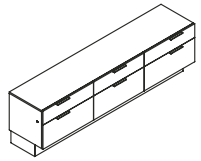
Standard with box/file, box/file and adjustable shelf.



Work Wall Credenza

FW9026-3	20 x 90 x 26	92.5	270	27	\$10735
----------	--------------	------	-----	----	----------------

Standard with adjustable shelf, box/file and box/file.



Work Wall Credenza

FW9026-4	20 x 90 x 26	92.5	310	27	\$11071
----------	--------------	------	-----	----	----------------

Standard with three box/file drawers. Center pedestal does not lock.

Required Specifications

Front finish
Top/body finish

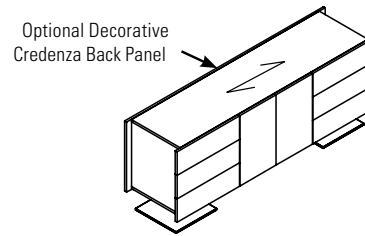
Optional Specifications

Grommet

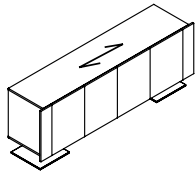
CONFERENCE ROOM FURNITURE - NOTES

D x W x H

- Horizontal grain direction is standard on all engineered finishes.
- Full Storage Credenza backs include GM17 vertical cut out
- Optional decorative credenza back panels (**FBP**) are available as a factory installed upgrade on FC/FCD models only.
- Doors open with touch latch
- To open the drawer, pull drawer front overhang - no handles available
- Display Wall can be purchased with optional monitor mount installed
- Mobile and stationary lecterns are available.
- Two Connecting Brackets are included.
- **Metal Leg finishes (conference furniture):**
 - BLKT Black Textured
 - TUNT Tungsten Textured
 - DWTT Designer White Textured
- **NOTE:** Arrow indicates direction of grain



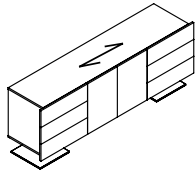
CONFERENCE ROOM FURNITURE	MODEL#	DIMENSIONS	FREIGHT CLASS	WT./LBS.	CUBIC FT.	LIST PRICE
---------------------------	--------	------------	---------------	----------	-----------	------------



Full Storage Credenza

FC9020GG	20 x 90 x 29	125	241	36	\$11284
FC8420GG	20 x 84 x 29	125	232	33	\$10837
FC7820GG	20 x 78 x 29	125	223	31	\$10059
FC7220GG	20 x 72 x 29	125	213	29	\$9787
FC6020MM	20 x 60 x 29	125	194	26	\$9083


Standard with two sets of storage cabinets.



Full Storage Credenza

FCD9020A	20 x 90 x 29	125	249	36	\$11956
FCD8420A	20 x 84 x 29	125	240	33	\$11512
FCD7820A	20 x 78 x 29	125	230	31	\$10689
FCD7220A	20 x 72 x 29	125	221	29	\$10459
FCD6020A	20 x 60 x 29	125	202	26	\$9763

Standard with three box drawers on left, storage cabinets in center, and three box drawers on right.



Decorative Back Panel

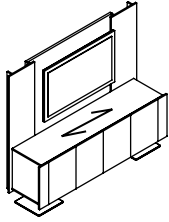
FBP9020	20 x 90 x 29	92.5	41	4	\$1924
FBP8420	20 x 84 x 29	100	38	4	\$1827
FBP7820	20 x 78 x 29	85	36	3	\$1701
FBP7220	20 x 72 x 29	92.5	33	3	\$1482
FBP6020	20 x 60 x 29	100	27	3	\$1254

For FC/FCD credenza models only. Not sold individually. Must be ordered as an upgrade option only.

Required Specifications

- Front finish
- Top/body finish
- Leg finish

CONFERENCE ROOM FURNITURE



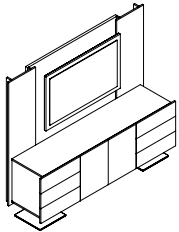
Display Wall Storage Credenza

MODEL#	DIMENSIONS D x W x H	FREIGHT CLASS	WT/LBS.	CUBIC FT.	LIST PRICE
FC9024GGTWH72	24 x 90 x 72	100	463	47	\$17489
FC8424GGTWH72	24 x 84 x 72	92.5	460	45	\$16659
FC7824GGTWH72	24 x 78 x 72	125	286	41	\$15471
FC7224GGTWH72	24 x 72 x 72	92.5	418	39	\$15004
FC9024GGTWH66	24 x 90 x 66	100	444	48	\$16882
FC8424GGTWH66	24 x 84 x 66	100	422	45	\$16218
FC7824GGTWH66	24 x 78 x 66	100	402	42	\$15057
FC7224GGTWH66	24 x 72 x 66	100	381	39	\$14592

With two sets of storage cabinets and display wall. Monitors and TV mounts are not included. Display wall includes GM1 grommet.

Monitor size chart based on display wall size:

Display Wall Width	Monitor Size
90"	54"
84"	50"
78"	46"
72"	42"



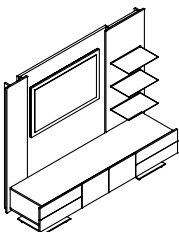
Display Wall Storage Credenza

FCD9024ATWH72	24 x 90 x 72	92.5	481	48	\$17757
FCD8424ATWH72	24 x 84 x 72	92.5	460	45	\$16929
FCD7824ATWH72	24 x 78 x 72	92.5	439	42	\$14121
FCD7224ATWH72	24 x 72 x 72	100	381	39	\$15223
FCD9024ATWH66	24 x 90 x 66	100	444	48	\$17153
FCD8424ATWH66	24 x 84 x 66	100	422	45	\$16486
FCD7824ATWH66	24 x 78 x 66	100	402	42	\$15330
FCD7224ATWH66	24 x 72 x 66	100	381	39	\$14863

With three box drawers on left, storage cabinets in center, and three box drawers on right, and display wall. Monitors and TV mounts are not included. Display wall includes GM1 grommet.

Monitor size chart based on display wall size:

Display Wall Width	Monitor Size
90"	54"
84"	50"
78"	46"
72"	42"



Display Wall Storage Credenza

FFTWA90WH72	24 x 90 x 72	92.5	482	41	\$18588
FFTWA84WH72	24 x 84 x 72	85	462	38	\$17953
FFTWA78WH72	24 x 78 x 72	85	442	35	\$17026
FFTWA72WH72	24 x 72 x 72	85	421	32	\$16007
FFTWA90WH66	24 x 90 x 66	92.5	462	40	\$17985
FFTWA84WH66	24 x 84 x 66	92.5	443	37	\$17349
FFTWA78WH66	24 x 78 x 66	85	424	34	\$16458
FFTWA72WH66	24 x 72 x 66	85	404	31	\$15535

With two box drawers on left, storage cabinets in center, and two box drawers on right, and display wall with shelves. Monitors and TV mounts are not included. Display wall includes GM1 grommet.

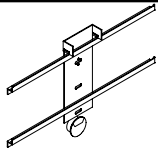
Monitor size chart based on display wall size:

Display Wall Width	Monitor Size
90"	54"
84"	50"
78"	46"
72"	42"

Required Specifications

Front/wall finish
Top/body finish
Leg finish

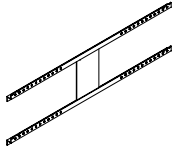
CONFERENCE ROOM ACCESSORIES



Flat Screen Monitor Mount

MODEL#	DIMENSIONS	FREIGHT CLASS	WT/LBS.	CUBIC FT.	LIST PRICE
FVMED	D x W x H 2 x 28 x 17	70	14	0.7	\$783

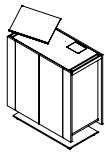
Flat screen monitor mount up to 50". To be used on Foundations display wall storage credenzas. GM1K (tungsten) grommet on the back panel is included.



Flat Screen Monitor Mount

FVLRG	2 x 38 x 21	60	25	0.75	\$651
-------	-------------	----	----	------	--------------

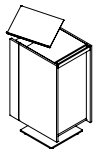
Flat screen monitor mount for over 50". To be used on Foundations display wall storage credenzas.



Lectern

FLEC36	20 x 36 x 42	125	166	22	\$10800
--------	--------------	-----	-----	----	----------------

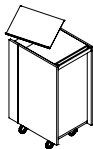
With pop-up door to reveal concealed power/data monument (power duplex, 15 pin VGA, data and telephone connectors). Metal finish on base, book rest and handles must be specified. Includes 1 adjustable shelf.



Lectern

FLEC24	20 x 24 x 42	100	135	15	\$8911
--------	--------------	-----	-----	----	---------------

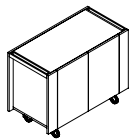
With laptop pull-out tray to reveal concealed power/data monument (power duplex, 15 pin VGA, data and telephone connectors). Metal finish on base, book rest and handles must be specified. Includes 1 adjustable shelf.



Mobile Lectern

FLEC24M	20 x 24 x 42	100	135	15	\$6601
---------	--------------	-----	-----	----	---------------

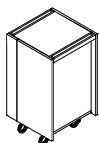
With laptop pull-out tray. Metal finish on base, book rest and handles must be specified. Includes 1 adjustable shelf. Locking casters (Tungsten only).



Mobile Server

FSM4020	20 x 40 x 30	150	108	21	\$7192
---------	--------------	-----	-----	----	---------------

With cutlery drawer and adjustable shelf. Metal finish on handles must be specified. Locking casters (Tungsten only).



Mobile Tech Cart

FTCM2020H42	20 x 20 x 42	150	67	13.5	\$5241
FTCM2020H36	20 x 20 x 36	150	54	10.5	\$4494

Metal finish on handles must be specified. Includes 1 adjustable shelf. Locking casters (Tungsten only).

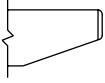
Required Specifications

Front finish
Top/body finish
Metal finish*

BOARDROOM TABLES - NOTES

D x W x H

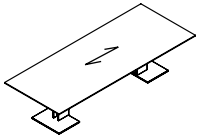
- Table tops are 1.5" thick with a 2" undercut knife edge.



- All tops have a 1/8" (3mm) solid edge of walnut, cherry, maple and oak
- See notes section for optional grommet locations on tables without technology trough
- See "Technology Trough Details" on page 154
- For tables with 3 bases and technology trough, add **C** (for center base feed) or **E** (for end base feed) to the end of the model number (Example: FRESTCT19298**C**)
- Extended leveling capabilities below the top surface; interior column of base can be raised an additional 4" over the 0.5" of leveling glide adjustment at the floor if required. See installation instructions for further information.
- **NOTE:** Arrow indicates direction of grain

BOARDROOM TABLES - RECTANGULAR

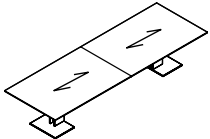
MODEL# DIMENSIONS FREIGHT CLASS WT/LBS. CUBIC FT. LIST PRICE



Rectangular Table

FRE12048	48 x 120 x 29	100	450	54	\$15293
FRE9648	48 x 96 x 29	125	390	49	\$13847

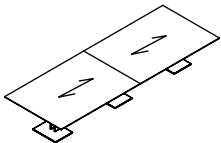
One piece top. Two bases.



Rectangular Table

FRE16848	48 x 168 x 29	100	571	65	\$18681
FRE14448	48 x 144 x 29	100	511	60	\$16913
FRE12048-2	48 x 120 x 29	100	450	56	\$15495

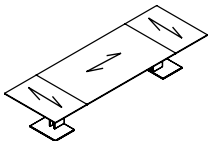
Two piece top. Two bases.



Rectangular Table

FRE24060	60 x 240 x 29	100	965	109	\$29818
FRE21660	60 x 216 x 29	100	893	104	\$28146
FRE19260	60 x 192 x 29	100	821	99	\$26418
FRE16860	60 x 168 x 29	100	748	93	\$24710
FRE21648	48 x 216 x 29	92.5	872	87	\$25829
FRE19248	48 x 192 x 29	100	744	82	\$24295

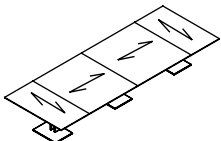
Two piece top. Three bases.



Rectangular Table, Sectional*

FREST16848	48 x 168 x 29	100	571	65	\$19037
FREST14448	48 x 144 x 29	100	511	60	\$17529
FREST12048	48 x 120 x 29	100	450	54	\$16009

Three piece top. Two bases.



Rectangular Table, Sectional*

FREST24060	60 x 240 x 29	100	965	109	\$27693
FREST21660	60 x 216 x 29	100	893	104	\$28753
FREST19260	60 x 192 x 29	100	821	99	\$26836
FREST16860	60 x 168 x 29	100	748	93	\$25000
FREST21648	48 x 216 x 29	92.5	872	87	\$26533
FREST19248	48 x 192 x 29	100	744	82	\$24898

Four piece top. Three bases.

- 168"W table - midsection is one piece

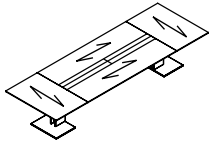
Required Specifications

Top finish/base side finish
Base end finish
Metal finish

Optional Specifications

Grommet

BOARDROOM TABLES - RECTANGULAR



Rectangular Table, Sectional

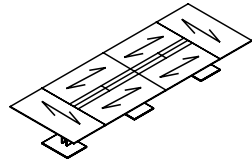
MODEL#	DIMENSIONS	FREIGHT CLASS	WT/LBS.	CUBIC FT.	LIST PRICE
--------	------------	---------------	---------	-----------	------------

D x W x H

FRESTCT16848	48 x 168 x 29	100	659	69	\$29049
FRESTCT14448	48 x 144 x 29	100	584	63	\$23273
FRESTCT12048	48 x 120 x 29	100	508	57	\$21576

Four piece top. Two bases / power kit included.

- 168"W table includes technology trough with 8 doors
- 144"W and 120" tables include technology trough with 4 doors



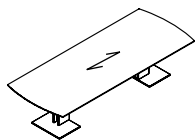
Rectangular Table, Sectional

FRESTCT24060	60 x 240 x 29	100	1113	116	\$42464
FRESTCT21660	60 x 216 x 29	100	1021	109	\$40210
FRESTCT19260	60 x 192 x 29	100	920	103	\$37770
FRESTCT16860	60 x 168 x 29	100	836	96	\$35253
FRESTCT21648	48 x 216 x 29	92.5	1000	92	\$38096
FRESTCT19248	48 x 192 x 29	100	843	87	\$35881

Six piece top. Three bases. Add **C** or **E** to end of model number to specify base feed location. Includes technology trough with 8 doors.

- 168"W table - midsection is one piece

BOARDROOM TABLES - BOW END

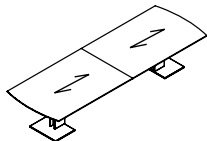


Bow End Table

MODEL#	DIMENSIONS	FREIGHT CLASS	WT/LBS.	CUBIC FT.	LIST PRICE
--------	------------	---------------	---------	-----------	------------

FREBE12048	48 x 120 x 29	100	450	54	\$16056
FREBE9648	48 x 96 x 29	125	390	49	\$14539

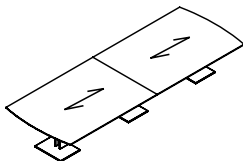
One piece top. Two bases.



Bow End Table

FREBE16848	48 x 168 x 29	100	571	65	\$19611
FREBE14448	48 x 144 x 29	100	511	60	\$17758
FREBE12048-2	48 x 120 x 29	100	450	56	\$16271

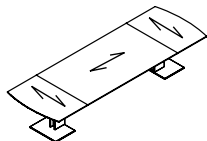
Two piece top. Two bases.



Bow End Table

FREBE24060	60 x 240 x 29	100	965	109	\$31307
FREBE21660	60 x 216 x 29	100	893	104	\$29552
FREBE19260	60 x 192 x 29	100	821	99	\$27738
FREBE16860	60 x 168 x 29	100	748	93	\$25945
FREBE21648	48 x 216 x 29	92.5	872	87	\$27120
FREBE19248	48 x 192 x 29	100	744	82	\$25508

Two piece top. Three bases.



Bow End Table, Sectional

FREBEST16848	48 x 168 x 29	100	571	65	\$19991
FREBEST14448	48 x 144 x 29	100	511	60	\$18405
FREBEST12048	48 x 120 x 29	100	450	54	\$16810

Three piece top. Two bases.

Required Specifications

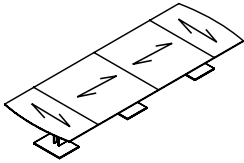
Top finish/base side finish
Base end finish
Metal finish

Optional Specifications

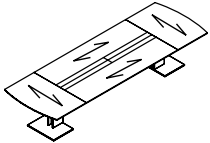
Grommet

F FOUNDATIONS

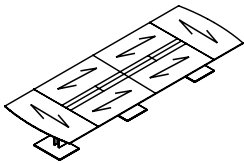
BOARDROOM TABLES - BOW END



Bow End Table, Sectional



Bow End Table, Sectional



Bow End Table, Sectional

MODEL#	DIMENSIONS D x W x H	FREIGHT CLASS	WT/LBS.	CUBIC FT.	LIST PRICE
FREBEST24060	60 x 240 x 29	100	965	109	\$31982
FREBEST21660	60 x 216 x 29	100	893	104	\$30192
FREBEST19260	60 x 192 x 29	100	821	99	\$28179
FREBEST16860	60 x 168 x 29	100	748	93	\$26248
FREBEST21648	48 x 216 x 29	92.5	872	87	\$27861
FREBEST19248	48 x 192 x 29	100	744	82	\$26141

Four piece top. Three bases.

- 168"W table - midsection is one piece

FREBESTCT16848	48 x 168 x 29	100	659	69	\$30502
FREBESTCT14448	48 x 144 x 29	100	584	63	\$24434
FREBESTCT12048	48 x 120 x 29	100	508	57	\$22654

Four piece top. Two bases / power kit included.

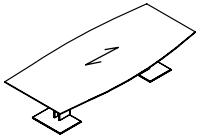
- 168"W table includes technology trough with 8 doors
- 144"W and 120" tables include technology trough with 4 doors

FREBESTCT24060	60 x 240 x 29	100	1113	116	\$44585
FREBESTCT21660	60 x 216 x 29	100	1021	109	\$42217
FREBESTCT19260	60 x 192 x 29	100	920	103	\$39659
FREBESTCT16860	60 x 168 x 29	100	836	96	\$37015
FREBESTCT21648	48 x 216 x 29	92.5	1000	92	\$40000
FREBESTCT19248	48 x 192 x 29	100	843	87	\$37673

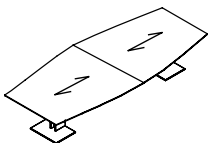
Six piece top. Three bases. Add **C** or **E** to end of model number to specify base feed location. Includes technology trough with 8 doors.

- 168"W table - midsection is one piece

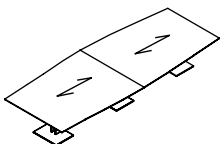
BOARDROOM TABLES - BOAT SHAPED



Boat Shaped Table



Boat Shaped Table



Boat Shaped Table

MODEL#	DIMENSIONS	FREIGHT CLASS	WT/LBS.	CUBIC FT.	LIST PRICE
FBO12048	48 x 120 x 29	100	450	54	\$16856
FBO9648	48 x 96 x 29	125	390	49	\$15264

One piece top. Two bases.

FBO16848	48 x 168 x 29	100	571	65	\$20590
FBO14448	48 x 144 x 29	100	511	60	\$18644
FBO12048-2	48 x 120 x 29	100	450	56	\$17081

Two piece top. Two bases.

FBO24060	60 x 240 x 29	100	965	109	\$32871
FBO21660	60 x 216 x 29	100	893	104	\$31028
FBO19260	60 x 192 x 29	100	821	99	\$29124
FBO16860	60 x 168 x 29	100	748	93	\$27237
FBO21648	48 x 216 x 29	92.5	872	87	\$28473
FBO19248	48 x 192 x 29	100	744	82	\$26784

Two piece top. Three bases.

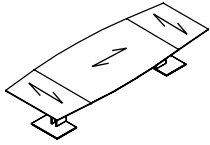
Required Specifications

Top finish/base side finish
Base end finish
Metal finish

Optional Specifications

Grommet

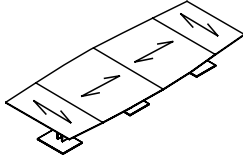
BOARDROOM TABLES - BOAT SHAPED



Boat Shaped Table, Sectional

MODEL#	DIMENSIONS D x W x H	FREIGHT CLASS	WT./LBS.	CUBIC FT.	LIST PRICE
FBOST16848	48 x 168 x 29	100	571	65	\$20991
FBOST14448	48 x 144 x 29	100	511	60	\$19325
FBOST12048	48 x 120 x 29	100	450	54	\$17650

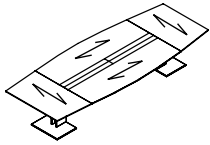
Three piece top. Two bases.



Boat Shaped Table, Sectional

FBOST24060	60 x 240 x 29	100	965	109	\$33582
FBOST21660	60 x 216 x 29	100	893	104	\$31700
FBOST19260	60 x 192 x 29	100	821	99	\$29587
FBOST16860	60 x 168 x 29	100	748	93	\$27558
FBOST21648	48 x 216 x 29	92.5	872	87	\$29250
FBOST19248	48 x 192 x 29	100	744	82	\$27447

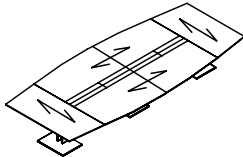
Four piece top. Three bases.
 • 168"W table - midsection is one piece



Boat Shaped Table, Sectional

FBOSTCT16848	48 x 168 x 29	100	659	69	\$32027
FBOSTCT14448	48 x 144 x 29	100	584	63	\$25652
FBOSTCT12048	48 x 120 x 29	100	508	57	\$23787

Four piece top. Two bases / power kit included.
 • 168"W table includes technology trough with 8 doors
 • 144"W and 120" tables include technology trough with 4 doors

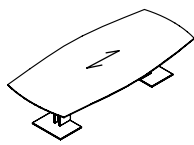


Boat Shaped Table, Sectional

FBOSTCT24060	60 x 240 x 29	100	1113	116	\$46812
FBOSTCT21660	60 x 216 x 29	92.5	1021	91	\$44325
FBOSTCT19260	60 x 192 x 29	100	920	103	\$41641
FBOSTCT16860	60 x 168 x 29	100	836	96	\$38863
FBOSTCT21648	48 x 216 x 29	92.5	1000	92	\$41456
FBOSTCT19248	48 x 192 x 29	100	843	87	\$39556

Six piece top. Three bases. Add **C** or **E** to end of model number to specify base feed location. Includes technology trough with 8 doors.
 • 168"W table - midsection is one piece

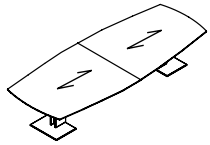
BOARDROOM TABLES - BOAT SHAPED, BOW END



Boat Shaped Table, Bow End

MODEL#	DIMENSIONS	FREIGHT CLASS	WT./LBS.	CUBIC FT.	LIST PRICE
FBOBE12048	48 x 120 x 29	100	450	54	\$17426
FBOBE9648	48 x 96 x 29	125	390	49	\$15757

One piece top. Two bases.



Boat Shaped Table, Bow End

FBOBE16848	48 x 168 x 29	100	571	65	\$21347
FBOBE14448	48 x 144 x 29	100	511	60	\$19309
FBOBE12048-2	48 x 120 x 29	100	450	56	\$17664

Two piece top. Two bases.

Required Specifications

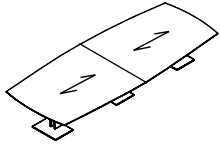
Top finish/base side finish
 Base end finish
 Metal finish

Optional Specifications

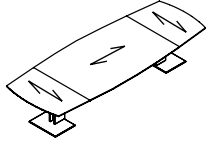
Grommet

F FOUNDATIONS

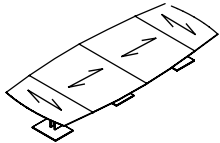
BOARDROOM TABLES - BOAT SHAPED, BOW END



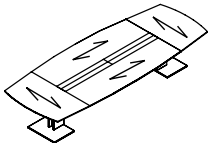
Boat Shaped Table, Bow End



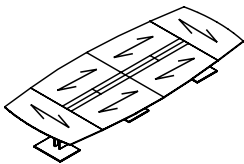
Boat Shaped Table, Bow End, Sectional



Boat Shaped Table, Bow End, Sectional



Boat Shaped Table, Bow End, Sectional



Boat Shaped Table, Bow End, Sectional

MODEL#	DIMENSIONS D x W x H	FREIGHT CLASS	WT/LBS.	CUBIC FT.	LIST PRICE
FBOBE24060	60 x 240 x 29	100	965	109	\$34246
FBOBE21660	60 x 216 x 29	100	893	104	\$32304
FBOBE19260	60 x 192 x 29	100	821	99	\$30309
FBOBE16860	60 x 168 x 29	100	748	93	\$28329
FBOBE21648	48 x 216 x 29	92.5	872	87	\$29622
FBOBE19248	48 x 192 x 29	100	744	82	\$27852

Two piece top. Three bases.

FBOBEST16848	48 x 168 x 29	100	571	65	\$21767
FBOBEST14448	48 x 144 x 29	100	511	60	\$20020
FBOBEST12048	48 x 120 x 29	100	450	54	\$18249

Three piece top. Two bases.

FBOBEST24060	60 x 240 x 29	100	965	109	\$34992
FBOBEST21660	60 x 216 x 29	100	893	104	\$33011
FBOBEST19260	60 x 192 x 29	100	821	99	\$30513
FBOBEST16860	60 x 168 x 29	100	748	93	\$28667
FBOBEST21648	48 x 216 x 29	92.5	872	87	\$30444
FBOBEST19248	48 x 192 x 29	100	744	82	\$28545

Four piece top. Three bases.

- 168"W table - midsection is one piece

FBOBESTCT16848	48 x 168 x 29	100	659	69	\$33356
FBOBESTCT14448	48 x 144 x 29	100	584	63	\$26666
FBOBESTCT12048	48 x 120 x 29	100	508	57	\$24704

Four piece top. Two bases / power kit included.

- 168"W table includes technology trough with 8 doors
- 144"W and 120" tables include technology trough with 4 doors

FBOBESTCT24060	60 x 240 x 29	100	1113	116	\$48881
FBOBESTCT21660	60 x 216 x 29	100	1021	109	\$46270
FBOBESTCT19260	60 x 192 x 29	100	920	103	\$43449
FBOBESTCT16860	60 x 168 x 29	100	836	96	\$40550
FBOBESTCT21648	48 x 216 x 29	92.5	1000	92	\$43259
FBOBESTCT19248	48 x 192 x 29	100	843	87	\$41260

Six piece top. Three bases. Add **C** or **E** to end of model number to specify base feed location. Includes technology trough with 8 doors.

- 168"W table - midsection is one piece

Required Specifications

Top finish/base side finish
Base end finish
Metal finish

Optional Specifications

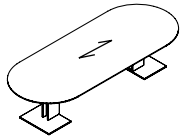
Grommet

BOARDROOM TABLES - RACETRACK

MODEL#	DIMENSIONS	FREIGHT CLASS	WT/LBS.	CUBIC FT.	LIST PRICE
--------	------------	---------------	---------	-----------	------------

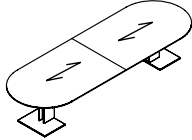
D x W x H

FRA12048	48 x 120 x 29	100	450	54	\$17700
FRA9648	48 x 96 x 29	125	390	49	\$16029



Racetrack Table

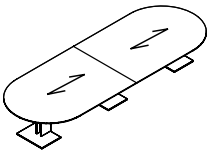
One piece top. Two bases.



Racetrack Table

FRA16848	48 x 168 x 29	100	571	65	\$21618
FRA14448	48 x 144 x 29	100	511	60	\$19575
FRA12048-2	48 x 120 x 29	100	450	56	\$17935

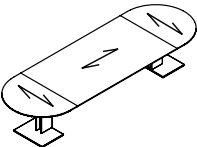
Two piece top. Two bases.



Racetrack Table

FRA24060	60 x 240 x 29	100	965	109	\$34516
FRA21660	60 x 216 x 29	100	893	104	\$32576
FRA19260	60 x 192 x 29	100	821	99	\$30580
FRA16860	60 x 168 x 29	100	748	93	\$28597
FRA21648	48 x 216 x 29	92.5	872	87	\$29895
FRA19248	48 x 192 x 29	100	744	82	\$28121

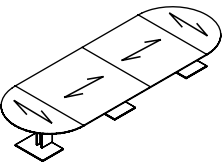
Two piece top. Three bases.



Racetrack Table, Sectional

FRAST16848	48 x 168 x 29	100	571	65	\$22034
FRAST14448	48 x 144 x 29	100	511	60	\$20291
FRAST12048	48 x 120 x 29	100	450	54	\$18522

Three piece top. Two bases.

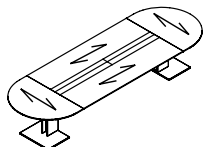


Racetrack Table, Sectional

FRAST24060	60 x 240 x 29	100	965	109	\$35261
FRAST21660	60 x 216 x 29	100	893	104	\$33285
FRAST19260	60 x 192 x 29	100	821	99	\$30783
FRAST16860	60 x 168 x 29	100	748	93	\$28937
FRAST21648	48 x 216 x 29	92.5	872	87	\$30714
FRAST19248	48 x 192 x 29	100	744	82	\$28817

Four piece top. Three bases.

- 168"W table - midsection is one piece



Racetrack Table, Sectional

FRASTCT16848	48 x 168 x 29	100	659	69	\$33627
FRASTCT14448	48 x 144 x 29	100	584	63	\$26935
FRASTCT12048	48 x 120 x 29	100	508	57	\$24974

Four piece top. Two bases / power kit included.

- 168"W table includes technology trough with 8 doors
- 144"W and 120" tables include technology trough with 4 doors

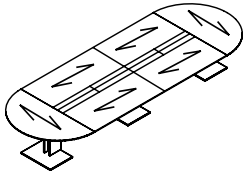
Required Specifications

Top finish/base side finish
Base end finish
Metal finish

Optional Specifications

Grommet

BOARDROOM TABLES - RACETRACK



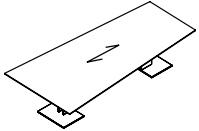
Racetrack Table, Sectional

MODEL#	DIMENSIONS D x W x H	FREIGHT CLASS	WT/LBS.	CUBIC FT.	LIST PRICE
FRASCT24060	60 x 240 x 29	100	1113	116	\$49152
FRASCT21660	60 x 216 x 29	100	1021	109	\$46539
FRASCT19260	60 x 192 x 29	100	920	103	\$43721
FRASCT16860	60 x 168 x 29	100	836	96	\$40802
FRASCT21648	48 x 216 x 29	92.5	1000	92	\$43529
FRASCT19248	48 x 192 x 29	100	843	87	\$41533

Six piece top. Three bases. Add **C** or **E** to end of model number to specify base feed location. Includes technology trough with 8 doors.

- 168"W table - midsection is one piece

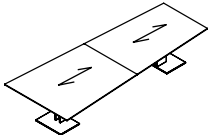
BOARDROOM TABLES - WEDGE



Wedge Table

MODEL#	DIMENSIONS	FREIGHT CLASS	WT/LBS.	CUBIC FT.	LIST PRICE
FWE1206048	60-48 x 120 x 29	100	511	60	\$15560

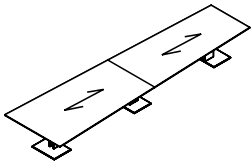
One piece top. Two bases.



Wedge Table

FWE1446048	48 x 144 x 29	100	571	65	\$18950
FWE1206048-2	48 x 120 x 29	100	511	60	\$17183

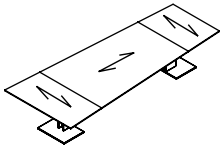
Two piece top. Two bases.



Wedge Table

FWE2406048	60-48 x 240 x 29	100	1037	114	\$30089
FWE2166048	60-48 x 216 x 29	100	965	109	\$28414
FWE1926048	60-48 x 192 x 29	100	893	104	\$26687
FWE1686048	60-48 x 168 x 29	100	630	70	\$24977

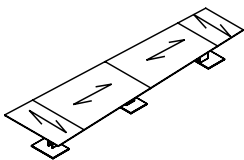
Two piece top. Three bases.



Wedge Table, Sectional

FWEST1446048	60-48 x 144 x 29	100	571	65	\$19311
FWEST1206048	60-48 x 120 x 29	100	511	60	\$17803

Three piece top. Two bases.



Wedge Table, Sectional

FWEST2406048	60-48 x 240 x 29	100	1037	114	\$30194
FWEST2166048	60-48 x 216 x 29	100	965	109	\$29026
FWEST1926048	60-48 x 192 x 29	100	893	104	\$28179
FWEST1686048	60-48 x 168 x 29	100	630	70	\$25269

Four piece top. Three bases.

- 168"W table - midsection is one piece

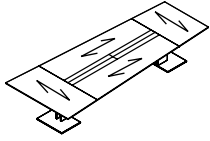
Required Specifications

Top finish/base side finish
Base end finish
Metal finish

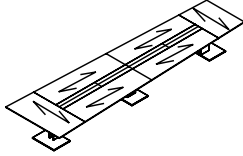
Optional Specifications

Grommet

BOARDROOM TABLES - WEDGE



Wedge Table, Sectional*



Wedge Table, Sectional*

MODEL#	DIMENSIONS	FREIGHT CLASS	WT/LBS.	CUBIC FT.	LIST PRICE
--------	------------	---------------	---------	-----------	------------

D x W x H

FWESTCT1446048	60-48 x 144 x 29	100	571	65	\$29332
FWESTCT1206048	60-48 x 120 x 29	100	511	60	\$23542

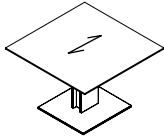
Four piece top. Two bases / power kit included. Includes technology trough with 4 doors

FWESTCT2406048	60 x 240 x 29	100	1037	114	\$42734
FWESTCT2166048	60 x 216 x 29	100	965	109	\$40478
FWESTCT1926048	60 x 192 x 29	100	893	104	\$37770
FWESTCT1686048	60 x 168 x 29	100	823	99	\$35520

Six piece top. Three bases. Add **C** or **E** to end of model number to specify base feed location. Includes technology trough with 8 doors.

- 168"W table - midsection is one piece

BOARDROOM TABLES - SQUARE



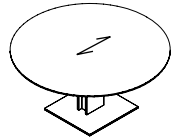
Square Table

MODEL#	DIMENSIONS	FREIGHT CLASS	WT/LBS.	CUBIC FT.	LIST PRICE
--------	------------	---------------	---------	-----------	------------

FRE6060	60 x 60 x 29	150	261	44	\$9072
FRE5454	54 x 54 x 29	150	233	42	\$8467
FRE4848	48 x 48 x 29	150	207	40	\$7833
FRE4242	42 x 42 x 29	150	185	39	\$7355

One base. No grommet option available.

BOARDROOM TABLES - ROUND



Round Table

MODEL#	DIMENSIONS	FREIGHT CLASS	WT/LBS.	CUBIC FT.	LIST PRICE
--------	------------	---------------	---------	-----------	------------

FRO60	60 x 60 x 29	150	261	44	\$9525
FRO54	54 x 54 x 29	150	233	42	\$8891
FRO48	48 x 48 x 29	150	207	40	\$8223
FRO42	42 x 42 x 29	150	185	39	\$7724

One base. No grommet option available.

Required Specifications

Top finish/base side finish
Base end finish
Metal finish

Optional Specifications

Grommet*

POWER/DATA



Single Sided Recessed Power Block

MODEL#	DIMENSIONS D x W x H	FREIGHT CLASS	WT/LBS.	CUBIC FT.	LIST PRICE
PRTMCS401B	4.22 x 10.78 x 4.86	100	4.3	0.51	\$486
PRTMCS401T	4.22 x 10.78 x 4.86	100	4.3	0.51	\$486
PRTMCS401W	4.22 x 10.78 x 4.86	100	4.3	0.51	\$486

Single-sided recessed power block with **one regular duplex and one telecom knockout on top; one power duplex on bottom**. 10' power cord with straight plug. Specify telecom options separately. Available in Black (**B**), Tungsten (**T**) or Designer White (**W**) as indicated by the last letter of model number. Duplexes always Grey. Corresponding cut-out options are **R1, R2** or **R3**. Units are not approved for daisy chaining. UL listed: UL 1363.



Single Sided Recessed Power Block - USB-A + USB-C

PRTMCS421B	4.22 x 10.78 x 4.86	100	4.3	0.51	\$638
PRTMCS421T	4.22 x 10.78 x 4.86	100	4.3	0.51	\$638
PRTMCS421W	4.22 x 10.78 x 4.86	100	4.3	0.51	\$638

Single-sided recessed power block with **one power/USB-A/USB-C duplex and one telecom knockout on top; one power duplex on bottom**. USB-A port charges max 2.4 amps at 5V and USB-C port charges max 3 amps at 5V. 10' power cord with straight plug. Specify telecom options separately. Available in Black (**B**), Tungsten (**T**) or Designer White (**W**) as indicated by the last letter of model number. Duplexes always Grey (duplex with USB ports is glossy finish). Corresponding cut-out options are **R1, R2** or **R3**. Units are not approved for daisy chaining. UL listed: UL 1363.



Double Sided Recessed Power Block

PRTMCD602B	6.22 x 10.78 x 4.86	92.5	5.9	0.51	\$555
PRTMCD602T	6.22 x 10.78 x 4.86	92.5	5.9	0.51	\$555
PRTMCD602W	6.22 x 10.78 x 4.86	92.5	5.9	0.51	\$555

Double-sided recessed power block with **two regular power duplexes and two telecom knockouts on top; one power duplex on bottom**. 10' power cord with straight plug. Specify telecom options separately. Available in Black (**B**), Tungsten (**T**) or Designer White (**W**) as indicated by last letter of model number. Duplexes always Grey. Corresponding cut-out options are **T1, T2** or **T3**. Units are not approved for daisy chaining. UL listed: UL 1363.



Double Sided Recessed Power Block - USB-A + USB-C

PRTMCD622B	6.22 x 10.78 x 4.86	92.5	6.1	0.51	\$699
PRTMCD622T	6.22 x 10.78 x 4.86	92.5	6.1	0.51	\$699
PRTMCD622W	6.22 x 10.78 x 4.86	92.5	6.1	0.51	\$699

Double-sided recessed power block with **one regular power duplex, one power/USB-A/USB-C duplex and two telecom knockouts on top; one power duplex on bottom**. USB-A port charges max 2.4 amps at 5V and USB-C port charges max 3 amps at 5V. 10' power cord with straight plug. Specify telecom options separately. Available in Black (**B**), Tungsten (**T**) or Designer White (**W**) as indicated by last letter of model number. Duplexes always Grey (duplex with USB ports is glossy finish). Corresponding cut-out options are **T1, T2** or **T3**. Units are not approved for daisy chaining. UL listed: UL 1363.



Double Sided Recessed Power Block - USB-A + USB-C

PRTMCD642B	6.22 x 10.78 x 4.86	85	6.3	0.51	\$842
PRTMCD642T	6.22 x 10.78 x 4.86	85	6.3	0.51	\$842
PRTMCD642W	6.22 x 10.78 x 4.86	85	6.3	0.51	\$842

Double-sided recessed power block with **two power/USB-A/USB-C duplexes and two telecom knockouts on top; one power duplex on bottom**. USB-A port charges max 2.4 amps at 5V and USB-C port charges max 3 amps at 5V. 10' power cord with straight plug. Specify telecom options separately. Available in Black (**B**), Tungsten (**T**) or Designer White (**W**) as indicated by last letter of model number. Duplexes always Grey (duplex with USB ports is glossy finish). Corresponding cut-out options are **T1, T2** or **T3**. Units are not approved for daisy chaining. UL listed: UL 1363.

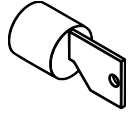
Required Specifications

Finish

ACCESSORIES

MODEL#	DIMENSIONS	FREIGHT CLASS	WT./LBS.	CUBIC FT.	LIST PRICE
--------	------------	---------------	----------	-----------	------------

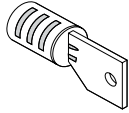
D x W x H



Lock Assembly

LO/C	--	70	--	--	\$113
------	----	----	----	----	--------------

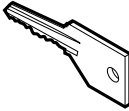
Tungsten.



Lock Drum with Key

LOB/C	--	70	--	--	\$47
-------	----	----	----	----	-------------

Tungsten.



Extra Key

LOCK	--	70	--	--	\$46
------	----	----	----	----	-------------

Specify key #. Key range 401 - 420.

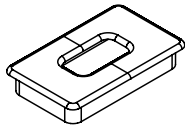


Grommet Cover Round

GM1	2 dia x --	70	--	--	\$70
GM1K	2 dia x --	70	--	--	\$70

2.75" diameter.

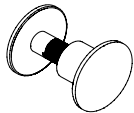
• **Specify GM1 for Black or GM1K for Tungsten.**



Grommet

GM5C	2 x 3.5 x --	70	--	--	\$114
------	--------------	----	----	----	--------------

Rectangular grommet in metal, tungsten finish.



Quick Connector

QC50	--	70	.01	.01	\$11
QC30	--	70	.01	.01	\$11

Required Specifications

Top finish
Body finish

Optional Specifications

Grommet
Modesty Panel

F FOUNDATIONS

ACCESSORIES

MODEL#

DIMENSIONS

FREIGHT CLASS

WT/LBS.

CUBIC FT.

LIST PRICE

D x W x H

kingston

