



The **Dufferin** series is a unique entity in that it integrates wood veneer and laminate. Worksurfaces, drawer and cabinet fronts use genuine wood veneer while the chassis and cabinets are finished in your choice of laminate or wood veneer. The result is a rich, two tone appearance to coordinate with any contemporary business interior.

Key features include a two inch knife edge providing clean, crisp detailing, grommets, a reverse profile/self edge edge on connecting worksurfaces, square or round post leg on islands, base and modesty panel upgrades and endless electrical options.

Storage options are available in 29", 48", 54", 66", 72" and 84" heights. Various models include storage cabinets, file modules, mixed storage cabinets, open shelving, wardrobe cabinets and personal towers.


Above worksurface storage selections include overhead storage and hutches with or without pigeon-hole storage. Hutch doors are available in a choice of veneer or glass with an aluminum frame. Tackboards are offered in all fabric or with a built-in accessory rail for organizing folders, binders, cds and more!



Contemporary **two inch overhang knife edge** on user and guest sides. Self-edge veneer on ends and wall sides.



Optional **base upgrades** include a rectangular two tone base (shown) and elliptical base. Available on most islands.



Tackboards with **accessory rails** accommodate letter trays, binder bins and file holders.



Features and Benefits

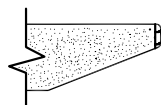
- Choice of ten handle options on every door/drawer that features handles
- Modesty panel options include veneer and straight glass (translucent) tungsten frame.
- Base upgrades to replace standard monopost on islands are available in four styles
- Drawers are standard vinyl-wrapped construction with black drawer sides and bottom.
- 75 lb box - 150 lb. file drawer weight capacity with full height sides with pencil tray included in box drawer
- Lateral file drawers can accommodate legal or letter documents
- Premium full extension progressive ball bearing slides on file drawers
- Box drawers mounted on 3/4 extension premium ball bearing slides.
- Power / Data accessories are available to be factory installed on any Dufferin unit, including Boardroom Tables, to meet all today's technological requirements
- A full array of complementary Boardroom and Reception area furnishings are available to coordinate the entire office

GENERAL INFORMATION

- Dufferin is a veneer and laminate desking system composed of hundreds of models, capable of furnishing executive suites, boardrooms and reception areas.
- 1 3/16" thick worksurfaces utilizing pedestal and panel construction with top over side panel design.
- Full modesty panels on desks are available in either a straight or breakfront style
- For environmental certification, please visit globalfurnituregroup.com

WORKSURFACES

- Standard with 1 3/16" top thickness
- All surfaces constructed from grade "A" veneers
- All top surfaces feature a contemporary 2" overhang knife edge on user and guest sides. Self-edge veneer on ends and wall sides.



Contemporary 2" overhanging knife edge

CONSTRUCTION

- "Number one select, architectural grade A" oak, American black walnut, American black cherry, hard maple and lyptus. Wood worksurface molded edges are solid oak, walnut, cherry, maple or lyptus (except where square self-edges exist, i.e. credenza and computer worksurface back edges that are most commonly against walls).

FINISHES

- Conversion varnish (similar to catalyzed lacquer, but tougher), 35 to 40 degree sheen. Finishes are not buffed or rubbed.
- All Global wood casegood products are veneered and finished on the back sides (360° finishing), except modular under-surface storage - tops and backs are unfinished.
- Touch up kits available, includes a touch up marker and fill crayon. Order **VTOUCHUPKIT, \$175** list. Specify finish when ordering.
- Global standard finish, on oak and walnut, is open pore and on cherry and maple is semi-closed pore. If a full finish is required for walnut, cherry, anigre and maple tops, Add the suffix "2" to the finish code and Add 5% to the base pricing for each product. **CUSTOM FINISH IS AVAILABLE.**
- High Pressure laminate inlays are available at no upcharge. Contact Customer Care for specification information.

PEDESTALS

- Black embossed vinyl-wrapped construction drawer sides and bottom are standard.
- All pedestals are full to floor and locking.
- Double pedestal models feature a choice of four drawer configurations: two file/file pedestals (EE), two box/box/file pedestals (DD), file/file on left, box/box/file on right (ED), or file/file on right, box/box/file on left (DE).
- Single pedestal models feature a choice of two drawer configurations: one file/file pedestal (E) or one box/box/file pedestal (D) on the left or right.

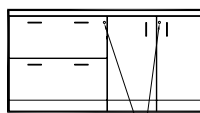
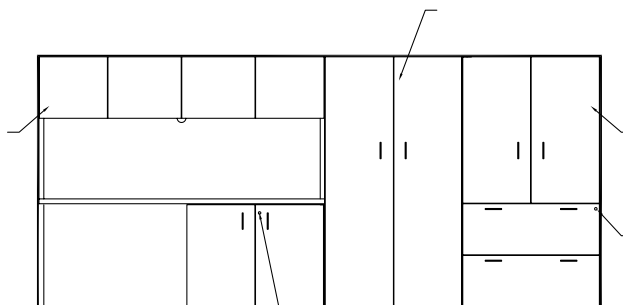
HARDWARE

- All necessary hardware items for attaching furniture items are included in the shipment. Actual wall attachment fasteners for wall cabinets, tackboards and visualboards are not included due to variation between site conditions.
- **Leveling glides** are shipped in a plastic bag attached to the bottom of the item or inside the pedestal. It is important to install leveling glides to ensure the unit is level. Levelers have a 1" range of adjustment.

- **Hanging file rails** are pre-installed on file drawer perimeters with additional front-to-back rails found in the bottom of the filing drawers. These rails hang onto plastic clips and do not require any tools to install. Legal filing can be achieved either as side-to-side or front-to-back. Letter filing can be achieved as front-to-back filing only.
- **Flat plates** for attaching bridge and return to desk are shipped pre-attached to the bottom of the bridge or return. **Mini flat plates** for securing bridge modesty panels to desk or credenza end panels, and quick connectors for securing modular corner units to adjacent pieces (Dufferin Series) are shipped along with screws in a plastic bag attached to the bottom of the bridge or return. **CAUTION:** using screws other than those supplied by Global could result in damage to finished tops.

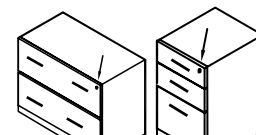
LOCKS

- Locks are standard on all "below worksurface level" drawer and door storage units with the exception of the stationary organizer, pull-out tray units and single lateral file drawer combination tray/slot units. Combination storage unit comes with lock for file and lateral file drawer only, box drawers cannot lock.
- Optional locks may be ordered on all "above worksurface level" closed storage, Factory Installed. Please specify **LO**, add **\$143**.



DCF7224

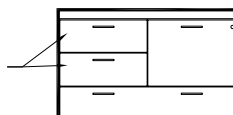
Style Credenza: File lock is on the inside gable behind the bookcase door. Lock for doors is on the front.



DWF

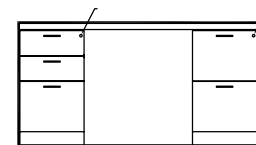
DWD

Modular Furniture: Lock is on the front



DZ3622

Combination storage unit Z comes with lock for file and lateral file drawer only, box drawers cannot lock.



DD7236DE

Fully assembled furniture: Lock for D and E pedestals are inside the gable.

1. SPECIFY MODEL NUMBER

2. SPECIFY FINISH

WORKSURFACE TOP & DRAWER/DOOR FRONTS, BODY FINISHES (including pedestals)

veneer:

Code	Finish	Veneer Type	Cut
AMW	Almond Cherry	Cherry	Flat Sliced
ACW	Amber Cherry	Cherry	Flat Sliced
BTW	Biscotti	White Oak	Rift
CAW	Cocoa Walnut	Walnut	Flat Sliced
CRW	Coral	White Oak	Rift
DCW	Dark Cherry	Cherry	Flat Sliced
DWW	Dark Walnut	Walnut	Flat Sliced
EWV	Espresso Walnut	Walnut	Flat Sliced
EVW	Evening Oak	White Oak	Rift
GRW	Grey on Oak	White Oak	Rift
HAW	Hazelnut	Maple	Flat Sliced
JAW	Java	White Oak	Rift
LTW	Latte Walnut	Walnut	Flat Sliced
MHW	Mahogany on Walnut	Walnut	Flat Sliced
MTW	Milestone	White Oak	Rift
MPW	Natural Maple	Maple	Flat Sliced
NLW	Natural Walnut	Walnut	Flat Sliced
RCW	Red Cherry	Cherry	Flat Sliced
VNW	Vintage Cherry	Cherry	Flat Sliced
ULW	Umber Walnut	Walnut	Flat Sliced
WLW	Walnut	Walnut	Flat Sliced
WCW	Warm Cherry	Cherry	Flat Sliced
WMW	White Maple	Maple	Flat Sliced

body finishes (including pedestals) - laminate:

BLK	Black
BZD	Blizzard
CGY	Custom Grey
DWT	Designer White
SDT	Stonedust
SOG	Storm Grey

monopost finishes:

E	Black
K	Tungsten

3. SPECIFY OPTIONS

Handles

- Handles are standard on most drawers/storage modules. Each handle is identified by letters: **PL33, PL34, PL64, PL66, PL92, PL93, PL94, PL95, PL96, PL97, PL98, PL99, PLS7, and PLS8**. To specify a handle, specify the code after the model number and finish selections.



PL33 Black Moon Pull



PL34 Nickel Moon Pull



PL64 Contemporary Nickel



PL66 Transitional Nickel



PL92 Silver Bar



PL93 Black Bar



PL94 Silver Rectangular



PL95 Black Rectangular



PL96 Silver Slimline Pull



PL97 Black Slimline Pull



PL98 Silver Princeton Bar



PL99 Black Princeton Bar



PLS7 Black Spaghetti



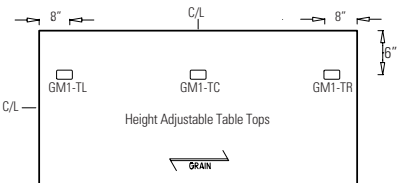
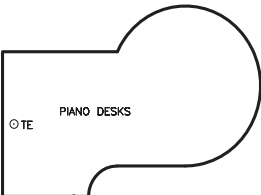
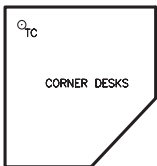
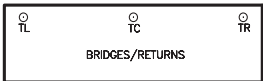
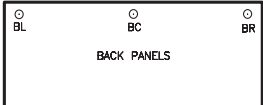
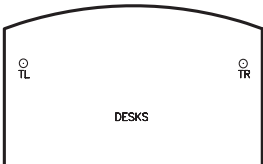
PLS8 Silver Spaghetti

Grommets

- Standard grommet on all components is GM1. Grommet is included with products where shown in line drawings in price book.
- Optional grommets may be ordered in standard worksurface locations (left, center or right). Order as **GM1TL, GM1TC or GM1TR**. Add \$103.
- Grommet hole dimensions are 2.36" in diameter. Specify **GM1E** for **Black** or **GM1K** for **Tungsten**.

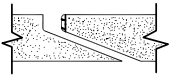


- Components that come standard with grommet may be ordered without a grommet. Order as RSG - Add \$57.





● Molding Edge



■ Reverse Profile / Molding Edge



▼ Self Edge Joint

D - Desks and Credenzas

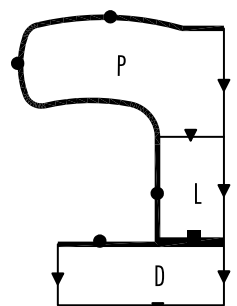
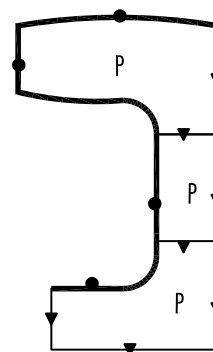
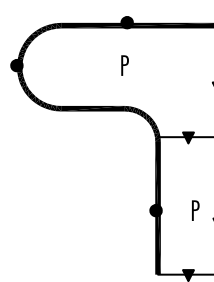
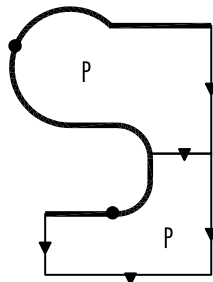
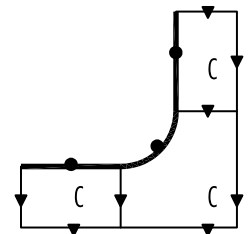
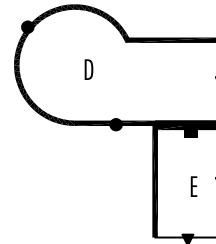
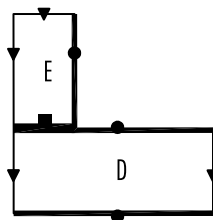
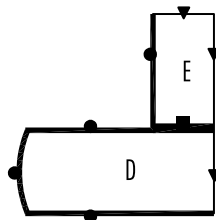
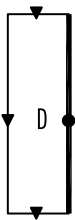
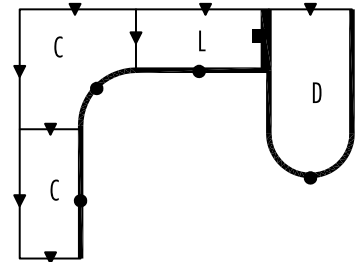
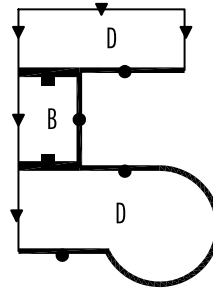
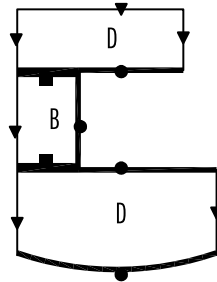
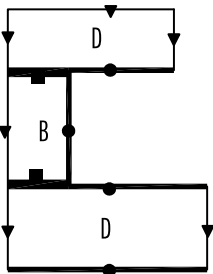
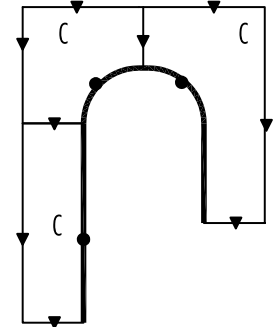
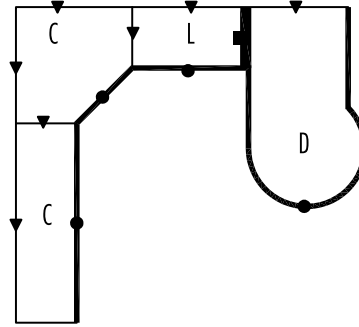
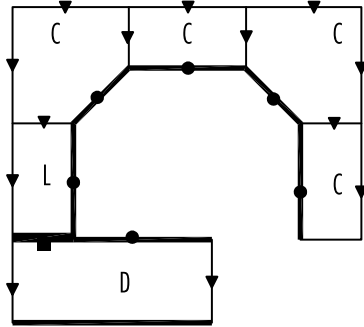
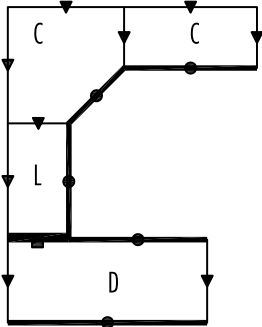
B - Executive Bridges

E - Executive Returns

C - Corner Components

L - Linking Bridges

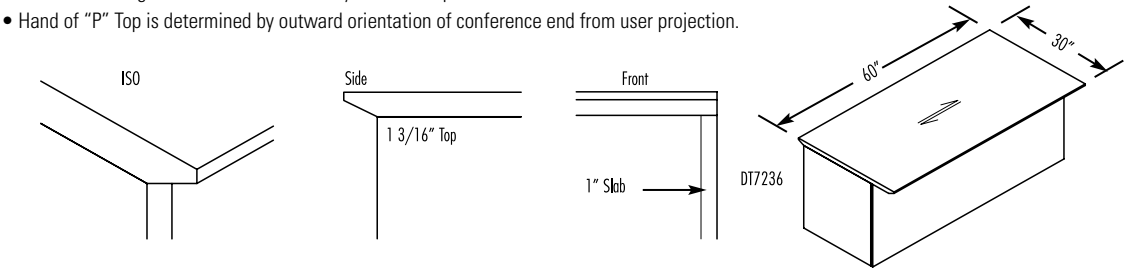
P - Piano Desks



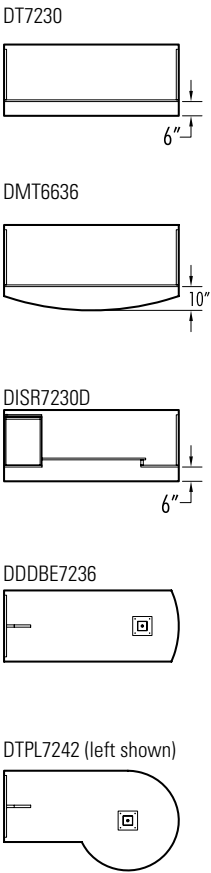
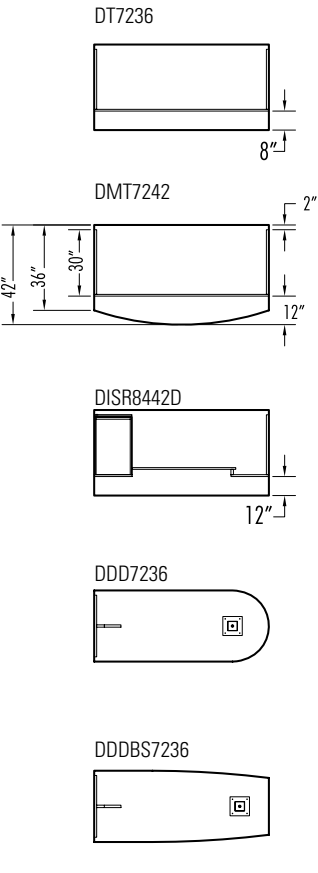
D DUFFERIN

DOUBLE PEDESTAL DESKS	MODEL#	DIMENSIONS	FREIGHT CLASS	WT/LBS.	CUBIC FT.	veneer/LAMINATE	ALL VENEER
		D x W x H					

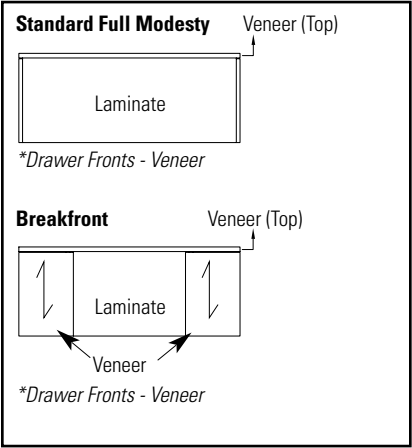
- Can be ordered as a shell or with pedestals.
- Grommets are available an option on Desks and most Credenzas.
- Hand of Rectangular Desk is determined by location of pedestal from user side.
- Hand of "P" Top is determined by outward orientation of conference end from user projection.



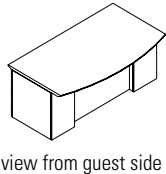
MODESTY PANEL CLEARANCE:



DESK MODESTY OPTIONS:

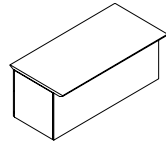


Breakfront Style - Modesty



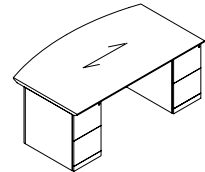
view from guest side

Standard Full Modesty



view from guest side

DOUBLE PEDESTAL DESKS - RECESSED FRONT MODESTY	DIMENSIONS	FREIGHT CLASS	WT/LBS.	CUBIC FT.	veneer/LAMINATE	ALL VENEER
--	------------	---------------	---------	-----------	-----------------	------------



Double Pedestal Bow Top Desk

DMD8442EE	42 x 84 x 29	125	443	59	\$6531	\$7838
DMD7842EE	42 x 78 x 29	125	412	55	\$6061	\$7273
DMD7242EE	42 x 72 x 29	125	380	51	\$5598	\$6716
DMD6636EE	36 x 66 x 29	125	240	40	\$5430	\$6514

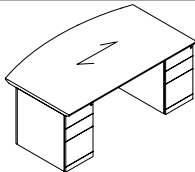
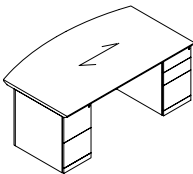
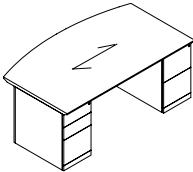
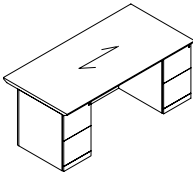
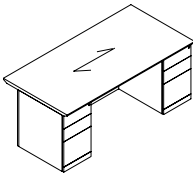
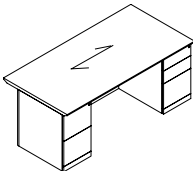
Standard with full to floor **file/file** pedestals on **left** and **right**. Bow top. Pedestals lock. Refer to the Desks and Credenzas Notes above for overhang dimensions. Shipped assembled in 1 carton.

Required Specifications

Veneer Finish
Laminate Finish
Handle Style

Optional Specifications

Grommet

DOUBLE PEDESTAL DESKS		MODEL#	DIMENSIONS	FREIGHT CLASS	WT./LBS.	CUBIC FT.	VEENEER/LAMINATE	ALL VEENEER
			D x W x H					
		DMD8442DD	42 x 84 x 29	125	443	59	\$6531	\$7838
		DMD7842DD	42 x 78 x 29	125	412	55	\$6061	\$7273
		DMD7242DD	42 x 72 x 29	125	380	51	\$5598	\$6716
		DMD6636DD	36 x 66 x 29	125	240	40	\$5430	\$6514
Double Pedestal Bow Top Desk		Standard with full to floor box/box/file pedestals on left and right . Bow top. Pedestals lock. One pencil tray. Refer to the Desks and Credenzas Notes Section on previous page for overhang dimensions. Shipped assembled in 1 carton.						
		DMD8442ED	42 x 84 x 29	125	443	59	\$6531	\$7838
		DMD7842ED	42 x 78 x 29	125	412	55	\$6061	\$7273
		DMD7242ED	42 x 72 x 29	125	380	51	\$5598	\$6716
		DMD6636ED	36 x 66 x 29	125	240	40	\$5430	\$6514
	Double Pedestal Bow Top Desk		Standard with full to floor file/file pedestal on left and box/box/file pedestal on right . Bow top. Pedestals lock. One pencil tray. Refer to the Desks and Credenzas Notes Section on previous page for overhang dimensions. Shipped assembled in 1 carton.					
		DMD8442DE	42 x 84 x 29	125	443	59	\$6531	\$7838
		DMD7842DE	42 x 78 x 29	125	412	55	\$6061	\$7273
		DMD7242DE	42 x 72 x 29	125	380	51	\$5598	\$6716
		DMD6636DE	36 x 66 x 29	125	240	40	\$5430	\$6514
	Double Pedestal Bow Top Desk		Standard with full to floor box/box/file pedestal on left and file/file pedestal on right . Bow top. Pedestals lock. One pencil tray. Refer to the Desks and Credenzas Notes Section on previous page for overhang dimensions. Shipped assembled in 1 carton.					
		DD8442EE	42 x 84 x 29	125	432	59	\$5552	\$6662
		DD7842EE	42 x 78 x 29	125	401	55	\$5158	\$6186
		DD7236EE	36 x 72 x 29	100	370	44	\$4761	\$5711
		DD7230EE	30 x 72 x 29	100	349	36	\$4685	\$5624
		DD6636EE	36 x 66 x 29	100	339	40	\$4685	\$5624
		DD6630EE	30 x 66 x 29	100	320	33	\$4612	\$5534
		DD6030EE	30 x 60 x 29	92.5	305	30	\$4468	\$5363
	Double Pedestal Desk		Standard with full to floor file/file pedestals on left and right . Pedestals lock. Refer to the Desks and Credenzas Notes Section on previous page for overhang dimensions. Shipped assembled in 1 carton.					
		DD8442DD	42 x 84 x 29	125	432	59	\$5552	\$6662
		DD7842DD	42 x 78 x 29	125	401	55	\$5158	\$6186
		DD7236DD	36 x 72 x 29	100	370	44	\$4761	\$5711
		DD7230DD	30 x 72 x 29	100	349	36	\$4685	\$5624
		DD6636DD	36 x 66 x 29	100	339	40	\$4685	\$5624
		DD6630DD	30 x 66 x 29	100	320	33	\$4612	\$5534
		DD6030DD	30 x 60 x 29	92.5	305	30	\$4468	\$5363
	Double Pedestal Desk		Standard with full to floor box/box/file pedestals on left and right . Pedestals lock. Refer to the Desks and Credenzas Notes Section on previous page for overhang dimensions. Shipped assembled in 1 carton.					
		DD8442ED	42 x 84 x 29	125	432	59	\$5552	\$6662
		DD7842ED	42 x 78 x 29	125	401	55	\$5158	\$6186
		DD7236ED	36 x 72 x 29	100	370	44	\$4761	\$5711
		DD7230ED	30 x 72 x 29	100	349	36	\$4685	\$5624
		DD6636ED	36 x 66 x 29	100	339	40	\$4685	\$5624
		DD6630ED	30 x 66 x 29	100	320	33	\$4612	\$5534
		DD6030ED	30 x 60 x 29	92.5	305	30	\$4468	\$5363
	Double Pedestal Desk		Standard with full to floor file/file pedestal on left and box/box/file pedestal on right . Pedestals lock. Refer to the Desks and Credenzas Notes Section on previous page for overhang dimensions. Shipped assembled in 1 carton.					

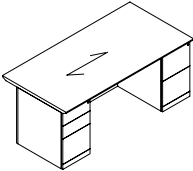
Required Specifications

Veneer Finish
Laminate Finish
Handle Style

Optional Specifications

Grommet

DOUBLE PEDESTAL DESKS

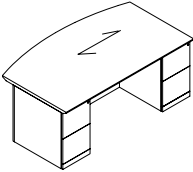


Double Pedestal Desk

MODEL#	DIMENSIONS	FREIGHT CLASS	WT/LBS.	CUBIC FT.	veneER/LAMINATE	ALL veneER
D x W x H						
DD8442DE	42 x 84 x 29	125	432	59	\$5552	\$6662
DD7842DE	42 x 78 x 29	125	401	55	\$5158	\$6186
DD7236DE	36 x 72 x 29	100	370	44	\$4761	\$5711
DD7230DE	30 x 72 x 29	100	349	36	\$4685	\$5624
DD6636DE	36 x 66 x 29	100	339	40	\$4685	\$5624
DD6630DE	30 x 66 x 29	100	320	33	\$4612	\$5534
DD6030DE	30 x 60 x 29	92.5	305	30	\$4468	\$5363

Standard with full to floor **box/box/file** pedestal on **left** and **file/file** pedestal on **right**. Pedestals lock. Refer to the Desks and Credenzas Notes Section on page 66 for overhang dimensions. Shipped assembled in 1 carton.

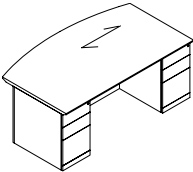
DOUBLE PEDESTAL DESKS - BREAKFRONT STYLE



Double Pedestal Bow Top Desk
Breakfront Style

MODEL#	DIMENSIONS	FREIGHT CLASS	WT/LBS.	CUBIC FT.	veneER/LAMINATE	ALL veneER
DMID8442EE	42 x 84 x 29	125	443	59	\$7753	\$9301
DMID7842EE	42 x 78 x 29	125	412	55	\$7198	\$8639
DMID7242EE	42 x 72 x 29	125	380	51	\$6647	\$7975
DMID6636EE	36 x 66 x 29	125	240	40	\$5974	\$7169

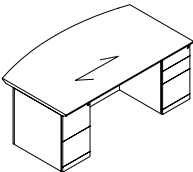
Standard with full to floor **file/file** pedestals on **left** and **right**. Bow top. Pedestals lock. Refer to the Desks and Credenzas Notes Section on page 66. for overhang dimensions. Shipped assembled in 1 carton.



Double Pedestal Bow Top Desk
Breakfront Style

DMID8442DD	42 x 84 x 29	125	443	59	\$7753	\$9301
DMID7842DD	42 x 78 x 29	125	412	55	\$7198	\$8639
DMID7242DD	42 x 72 x 29	125	380	51	\$6647	\$7975
DMID6636DD	36 x 66 x 29	125	240	40	\$5974	\$7169

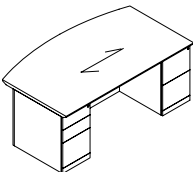
Standard with full to floor **box/box/file** pedestals on **left** and **right**. Bow top. Pedestals lock. Refer to the Desks and Credenzas Notes Section on page 66. for overhang dimensions. Shipped assembled in 1 carton.



Double Pedestal Bow Top Desk
Breakfront Style

DMID8442ED	42 x 84 x 29	125	443	59	\$7753	\$9301
DMID7842ED	42 x 78 x 29	125	412	55	\$7198	\$8639
DMID7242ED	42 x 72 x 29	125	380	51	\$6647	\$7975
DMID6636ED	36 x 66 x 29	125	240	40	\$5974	\$7169

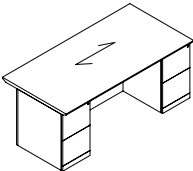
Standard with full to floor **file/file** pedestal on **left** and **box/box/file** pedestal on **right**. Bow top. Pedestals lock. One pencil tray. Refer to the Desks and Credenzas Notes Section on page 66 for overhang dimensions. Shipped assembled in 1 carton.



Double Pedestal Bow Top Desk
Breakfront Style

DMID8442DE	42 x 84 x 29	125	443	59	\$7753	\$9301
DMID7842DE	42 x 78 x 29	125	412	55	\$7198	\$8639
DMID7242DE	42 x 72 x 29	125	380	51	\$6993	\$8394
DMID6636DE	36 x 66 x 29	125	240	40	\$5974	\$7169

Standard with full to floor **box/box/file** pedestal on **left** and **file/file** pedestal on **right**. Bow top. Pedestals lock. One pencil tray. Refer to the Desks and Credenzas Notes Section on page 66 for overhang dimensions. Shipped assembled in 1 carton.



Double Pedestal Desk, Breakfront Style

DID8442EE	42 x 84 x 29	125	432	59	\$7626	\$9150
DID7842EE	42 x 78 x 29	125	401	55	\$7075	\$8494
DID7236EE	36 x 72 x 29	100	370	44	\$5654	\$6782
DID7230EE	30 x 72 x 29	100	349	36	\$5567	\$6677
DID6636EE	36 x 66 x 29	100	339	40	\$5567	\$6677
DID6630EE	30 x 66 x 29	100	320	33	\$5477	\$6572
DID6030EE	30 x 60 x 29	92.5	305	30	\$5306	\$6365

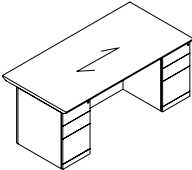
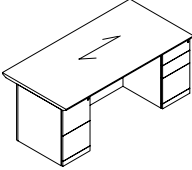
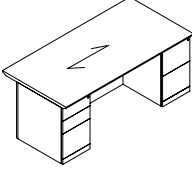
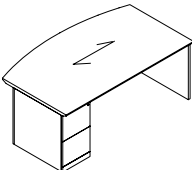
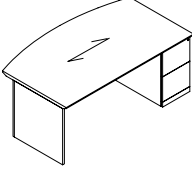
Standard with full to floor **file/file** pedestals on **left** and **right**. Pedestals lock. Refer to the Desks and Credenzas Notes Section on page 66 for overhang dimensions. Shipped assembled in 1 carton.

Required Specifications

Veneer Finish
Laminate Finish
Handle Style

Optional Specifications

Grommet

DOUBLE PEDESTAL DESKS - BREAKFRONT STYLE		MODEL#	DIMENSIONS	FREIGHT CLASS	WT./LBS.	CUBIC FT.	veneer/LAMINATE	ALL VENEER
			D x W x H					
		DID8442DD	42 x 84 x 29	125	432	59	\$7626	\$9150
		DID7842DD	42 x 78 x 29	125	401	55	\$7075	\$8494
		DID7236DD	36 x 72 x 29	100	370	44	\$5654	\$6782
		DID7230DD	30 x 72 x 29	100	349	36	\$5567	\$6677
		DID6636DD	36 x 66 x 29	100	339	40	\$5567	\$6677
		DID6630DD	30 x 66 x 29	100	320	33	\$5477	\$6572
		DID6030DD	30 x 60 x 29	92.5	305	30	\$5306	\$6365
Double Pedestal Desk, Breakfront Style		Standard with full to floor box/box/file pedestals on left and right . Pedestals lock. Refer to the Desks and Credenzas Notes Section on page 66 for overhang dimensions. Shipped assembled in 1 carton.						
								
		DID8442ED	42 x 84 x 29	125	432	59	\$7626	\$9150
		DID7842ED	42 x 78 x 29	125	401	55	\$7075	\$8494
		DID7236ED	36 x 72 x 29	100	370	44	\$5654	\$6782
		DID7230ED	30 x 72 x 29	100	349	36	\$5567	\$6677
		DID6636ED	36 x 66 x 29	100	339	40	\$5654	\$6782
		DID6630ED	30 x 66 x 29	100	320	33	\$5477	\$6572
		DID6030ED	30 x 60 x 29	92.5	305	30	\$5306	\$6365
Double Pedestal Desk, Breakfront Style		Standard with full to floor file/file pedestal on left and box/box/file pedestal on right . Pedestals lock. Refer to the Desks and Credenzas Notes Section on page 66 for overhang dimensions. Shipped assembled in 1 carton.						
								
		DID8442DE	42 x 84 x 29	125	432	59	\$7626	\$9150
		DID7842DE	42 x 78 x 29	125	401	55	\$7075	\$8494
		DID7236DE	36 x 72 x 29	100	370	44	\$5654	\$6782
		DID7230DE	30 x 72 x 29	100	349	36	\$5567	\$6677
		DID6636DE	36 x 66 x 29	100	339	40	\$5567	\$6677
		DID6630DE	30 x 66 x 29	100	320	33	\$5477	\$6572
		DID6030DE	30 x 60 x 29	92.5	305	30	\$5306	\$6365
Double Pedestal Desk, Breakfront Style		Standard with full to floor box/box/file pedestal on left and file/file pedestal on right . Pedestals lock. Refer to the Desks and Credenzas Notes Section on page 66 for overhang dimensions. Shipped assembled in 1 carton.						
SINGLE PEDESTAL DESKS - RECESSED FRONT MODESTY			DIMENSIONS	FREIGHT CLASS	WT./LBS.	CUBIC FT.	veneer/LAMINATE	ALL VENEER
		DMSL8442E	42 x 84 x 29	125	432	59	\$6144	\$7372
		DMSL7842E	42 x 78 x 29	125	401	55	\$5709	\$6853
		DMSL7242E	42 x 72 x 29	125	370	51	\$5270	\$6324
		DMSL6636E	36 x 66 x 29	150	230	40	\$5069	\$6080
		Standard with full to floor file/file pedestal on left . Bow top. Pedestal locks. Refer to the Desks and Credenzas Notes Section on page 66 for overhang dimensions. Shipped assembled in 1 carton.						
		DMSR8442E	42 x 84 x 29	125	432	59	\$6144	\$7372
		DMSR7842E	42 x 78 x 29	125	401	55	\$5709	\$6853
		DMSR7242E	42 x 72 x 29	125	370	51	\$5270	\$6324
		DMSR6636E	36 x 66 x 29	150	230	40	\$5069	\$6080
		Standard with full to floor file/file pedestal on right . Bow top. Pedestal locks. Refer to the Desks and Credenzas Notes Section on page 66 for overhang dimensions. Shipped assembled in 1 carton.						

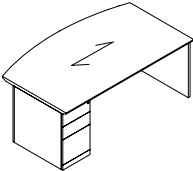
Required Specifications

Veneer Finish
Laminate Finish
Handle Style

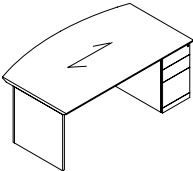
Optional Specifications

Grommet

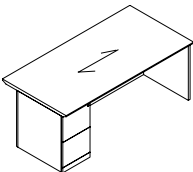
SINGLE PEDESTAL DESKS



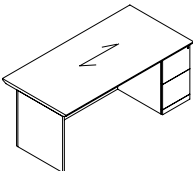
Single Pedestal Bow Top Desk - LEFT



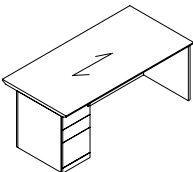
Single Pedestal Bow Top Desk - RIGHT



Single Pedestal Desk - LEFT



Single Pedestal Desk - RIGHT



Single Pedestal Desk - LEFT

MODEL#	DIMENSIONS	FREIGHT CLASS	WT/LBS.	CUBIC FT.	veneER/LAMINATE	ALL veneER
	D x W x H					
DMSL8442D	42 x 84 x 29	125	432	59	\$6144	\$7372
DMSL7842D	42 x 78 x 29	125	401	55	\$5709	\$6853
DMSL7242D	42 x 72 x 29	125	370	51	\$5270	\$6324
DMSL6636D	36 x 66 x 29	150	230	40	\$5069	\$6080

Standard with full to floor **box/box/file** pedestal on **left**. Bow top. Pedestal locks. Refer to the Desks and Credenzas Notes Section on page 66 for overhang dimensions. Shipped assembled in 1 carton.

DMSR8442D	42 x 84 x 29	125	432	59	\$6144	\$7372
DMSR7842D	42 x 78 x 29	125	401	55	\$5709	\$6853
DMSR7242D	42 x 72 x 29	125	370	51	\$5270	\$6324
DMSR6636D	36 x 66 x 29	150	230	40	\$5069	\$6080

Standard with full to floor **box/box/file** pedestal on **right**. Bow top. Pedestal locks. Refer to the Desks and Credenzas Notes Section on page 66 for overhang dimensions. Shipped assembled in 1 carton.

DSL8442E	42 x 84 x 29	125	463	59	\$4938	\$5923
DSL7842E	42 x 78 x 29	125	430	55	\$4584	\$5501
DSL7236E	36 x 72 x 29	125	340	44	\$3629	\$4352
DSL7230E	30 x 72 x 29	125	283	36	\$3470	\$4164
DSL6636E	36 x 66 x 29	125	312	40	\$3470	\$4164
DSL6630E	30 x 66 x 29	100	295	33	\$3312	\$3974
DSL6030E	30 x 60 x 29	100	265	30	\$3162	\$3795

Standard with full to floor **file/file** pedestal on **left**. Pedestal locks. Refer to the Desks and Credenzas Notes Section on page 66 for overhang dimensions. Shipped assembled in 1 carton.

DSR8442E	42 x 84 x 29	125	463	59	\$4938	\$5923
DSR7842E	42 x 78 x 29	125	430	55	\$4584	\$5501
DSR7236E	36 x 72 x 29	125	340	44	\$3629	\$4352
DSR7230E	30 x 72 x 29	125	283	36	\$3470	\$4164
DSR6636E	36 x 66 x 29	125	312	40	\$3470	\$4164
DSR6630E	30 x 66 x 29	100	295	33	\$3312	\$3974
DSR6030E	30 x 60 x 29	100	265	30	\$3162	\$3795

Standard with full to floor **file/file** pedestal on **right**. Pedestal locks. Refer to the Desks and Credenzas Notes Section on page 66 for overhang dimensions. Shipped assembled in 1 carton.

DSL8442D	42 x 84 x 29	125	463	59	\$4938	\$5923
DSL7842D	42 x 78 x 29	125	430	55	\$4584	\$5501
DSL7236D	36 x 72 x 29	125	340	44	\$3629	\$4352
DSL7230D	30 x 72 x 29	125	283	36	\$3470	\$4164
DSL6636D	36 x 66 x 29	125	312	40	\$3470	\$4164
DSL6630D	30 x 66 x 29	100	295	33	\$3312	\$3974
DSL6030D	30 x 60 x 29	100	265	30	\$3162	\$3795

Standard with full to floor **box/box/file** pedestal on **left**. Pedestal locks. Refer to the Desks and Credenzas Notes Section on page 66 for overhang dimensions. Shipped assembled in 1 carton.

Required Specifications

Veneer Finish
Laminate Finish
Handle Style

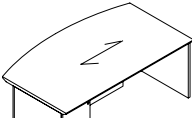
Optional Specifications

Grommet

SINGLE PEDESTAL DESKS	MODEL#	DIMENSIONS	FREIGHT CLASS	WT/LBS.	CUBIC FT.	veneer/LAMINATE	ALL VENEER
		D x W x H					
	DSR8442D	42 x 84 x 29	125	463	59	\$4938	\$5923
	DSR7842D	42 x 78 x 29	125	430	55	\$4584	\$5501
	DSR7236D	36 x 72 x 29	125	340	44	\$3629	\$4352
	DSR7230D	30 x 72 x 29	125	283	36	\$3470	\$4164
	DSR6636D	36 x 66 x 29	125	312	40	\$3470	\$4164
	DSR6630D	30 x 66 x 29	100	295	33	\$3312	\$3974
	DSR6030D	30 x 60 x 29	100	265	30	\$3162	\$3795

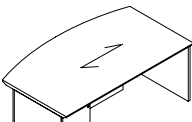
Single Pedestal Desk - RIGHT

Standard with full to floor **box/box/file** pedestal on **right**. Pedestal locks. Refer to the Desks and Credenzas Notes Section on page 66 for overhang dimensions. Shipped assembled in 1 carton.

SINGLE PEDESTAL DESKS - BREAKFRONT STYLE	MODEL#	DIMENSIONS	FREIGHT CLASS	WT/LBS.	CUBIC FT.	veneer/LAMINATE	ALL VENEER
	DMISL8442E	42 x 84 x 29	125	432	59	\$6144	\$7372
	DMISL7842E	42 x 78 x 29	125	401	55	\$5706	\$6847
	DMISL7242E	42 x 72 x 29	125	370	51	\$5268	\$6322
	DMISL6636E	36 x 66 x 29	150	230	40	\$5068	\$6078

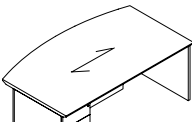
Single Pedestal Bow Top Desk - LEFT Breakfront Style

Standard with full to floor **file/file** pedestal on **left**. Bow top. Pedestal locks. Refer to the Desks and Credenzas Notes Section on page 66 for overhang dimensions. Shipped assembled in 1 carton.

	DMISR8442E	42 x 84 x 29	125	432	59	\$6144	\$7372
	DMISR7842E	42 x 78 x 29	125	401	55	\$5706	\$6847
	DMISR7242E	42 x 72 x 29	125	370	51	\$5268	\$6322
	DMISR6636E	36 x 66 x 29	150	230	40	\$5068	\$6078

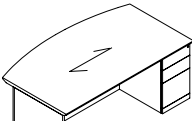
Single Pedestal Bow Top Desk - RIGHT Breakfront Style

Standard with full to floor **file/file** pedestal on **right**. Bow top. Pedestal locks. Refer to the Desks and Credenzas Notes Section on page 66 for overhang dimensions. Shipped assembled in 1 carton.

	DMISL8442D	42 x 84 x 29	125	432	59	\$6144	\$7372
	DMISL7842D	42 x 78 x 29	125	401	55	\$5706	\$6847
	DMISL7242D	42 x 72 x 29	125	370	51	\$5268	\$6322
	DMISL6636D	36 x 66 x 29	150	230	40	\$5068	\$6078

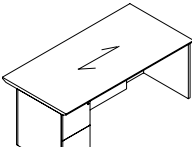
Single Pedestal Bow Top Desk - LEFT Breakfront Style

Standard with full to floor **box/box/file** pedestal on **left**. Bow top. Pedestal locks. Refer to the Desks and Credenzas Notes Section on page 66 for overhang dimensions. Shipped assembled in 1 carton.

	DMISR8442D	42 x 84 x 29	125	432	59	\$6144	\$7372
	DMISR7842D	42 x 78 x 29	125	401	55	\$5706	\$6847
	DMISR7242D	42 x 72 x 29	125	370	51	\$5268	\$6322
	DMISR6636D	36 x 66 x 29	150	230	40	\$5068	\$6078

Single Pedestal Bow Top Desk - RIGHT Breakfront Style

Standard with full to floor **box/box/file** pedestal on **right**. Bow top. Pedestal locks. Refer to the Desks and Credenzas Notes Section on page 66 for overhang dimensions. Shipped assembled in 1 carton.

	DISL8442E	42 x 84 x 29	125	463	59	\$5862	\$7035
	DISL7842E	42 x 78 x 29	125	430	55	\$5444	\$6533
	DISL7236E	36 x 72 x 29	125	340	44	\$4311	\$5172
	DISL7230E	30 x 72 x 29	125	283	36	\$4119	\$4941
	DISL6636E	36 x 66 x 29	125	312	40	\$4119	\$4941
	DISL6630E	30 x 66 x 29	100	295	33	\$3930	\$4717
	DISL6030E	30 x 60 x 29	100	265	30	\$3758	\$4511

Single Pedestal Desk - LEFT Breakfront Style

Standard with full to floor **file/file** pedestal on **left**. Pedestal locks. Refer to the Desks and Credenzas Notes Section on page 66 for overhang dimensions. Shipped assembled in 1 carton.

Required Specifications

Veneer Finish
Laminate Finish
Handle Style

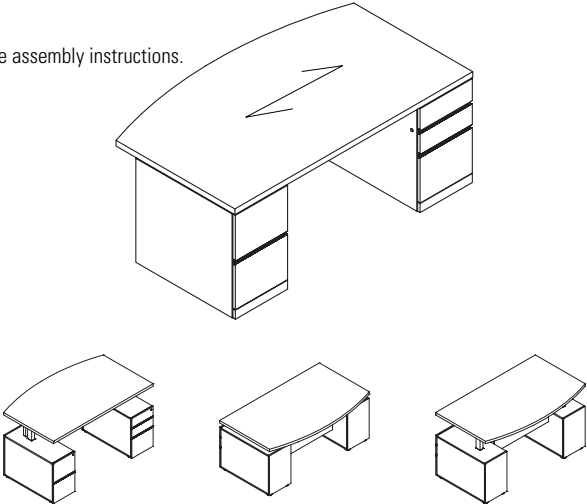
Optional Specifications

Grommet

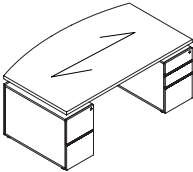
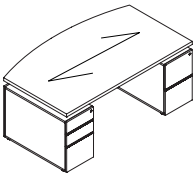
ELECTRIC HEIGHT ADJUSTABLE UNITS - NOTES

D x W x H

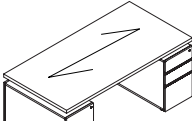
- All Height Adjustable (HA) units are shipped fully assembled.
- Simple Up / Down function enables the height adjustment of the worksurface.
- The height adjustment range for desks is 29" to 45", for table and bridge top 26" to 43" (including worksurface).
- Single stage HA mechanism with an electric motor in each column is used.
- The height adjustable mechanism operates at 1.5" per second.
- Max. weight / lift is 265 lbs.
- All columns are integrated into fully functional pedestals, or pedestal bases with the exception of the HA table and the HA bridge top.
- Height adjustable bases are available in three colors: **Black (BLK)**, **Tungsten (TUN)**, and **Designer White (DWT)**
- All desks include two (2) PVC wire management channels (L & R side) allowing for cabling through the pedestals.
- Hanging wood modesty panel on desk is standard. Hanging glass (aluminum framed) modesty panel is optional.
- To avoid risk of pinching:
 - 4.9" / 124mm gap is kept between the pedestal and the lowest point of the worksurface.
 - Wood spacer HASP must be used to attach height adjustable unit in the "U" or "L" configuration. See assembly instructions.
 - 2" gap is required between the worksurfaces when using the HA Table or the HA Bridge Top.
 - Includes collision detector
- Optional grommet locations: **TL** - Top Left or **TR** - Top Right



Note: Arrow indicates direction of grain.

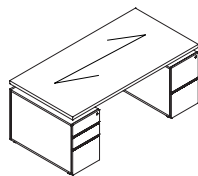
HEIGHT ADJUSTABLE DOUBLE PEDESTAL DESKS	MODEL#	DIMENSIONS	FREIGHT CLASS	WT/LBS.	CUBIC FT.	veneER/LAMINATE	ALL veneER
		D x W x H					
	DHAMID8442ED	42 x 84 x 29	150	450	81	\$13124	\$14581
	DHAMID7842ED	42 x 78 x 29	150	430	72	\$12569	\$13965
	DHAMID7242ED	42 x 72 x 29	125	410	67	\$12015	\$13347
	DHAMID6636ED	36 x 66 x 29	125	390	54	\$11396	\$12662
							
	DHAMID8442DE	42 x 84 x 29	150	450	81	\$13124	\$14581
	DHAMID7842DE	42 x 78 x 29	150	430	72	\$12569	\$13965
	DHAMID7242DE	42 x 72 x 29	125	410	67	\$12015	\$13347
	DHAMID6636DE	36 x 66 x 29	125	390	54	\$11396	\$12662
Height Adj. Double Ped. Bow Top Desk Breakfront Style		Built-in electric height adjustable double pedestal, standard with full to floor box/box/file pedestal on right and file/file pedestal on left . Bow top. Pedestals lock. One pencil tray. Refer to the Desks and Credenzas Notes Section on page 66 for overhang dimensions. Shipped RTA (ready to assemble).					
Height Adj. Double Ped. Bow Top Desk Breakfront Style		Built-in electric height adjustable double pedestal, standard with full to floor box/box/file pedestal on left and file/file pedestal on right . Bow top. Pedestals lock. One pencil tray. Refer to the Desks and Credenzas Notes Section on page 66 for overhang dimensions. Shipped RTA (ready to assemble).					

Required Specifications	Optional Specifications
Top Finish	Grommet
Edge	Glass modesty
Base finish	
Handle style	

HEIGHT ADJUSTABLE DOUBLE PEDESTAL DESKS	MODEL#	DIMENSIONS	FREIGHT CLASS	WT/LBS.	CUBIC FT.	veneer/LAMINATE	ALL VENEER
		D x W x H					
	DHAID8436ED	36 x 84 x 29	125	440	68	\$11174	\$12416
	DHAID7836ED	36 x 78 x 29	125	420	63	\$11100	\$12332
	DHAID7236ED	36 x 72 x 29	125	400	58	\$11018	\$12243
	DHAID7230ED	30 x 72 x 29	125	390	49	\$10937	\$12152
	DHAID6630ED	30 x 66 x 29	100	380	46	\$10786	\$11983

**Height Adj. Double Ped. Desk
Breakfront Style**

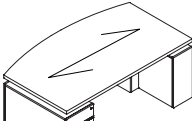
Built-in electric height adjustable double pedestal, standard with full to floor **box/box/file** pedestal on **right** and **file/file** pedestal on **left**. Pedestals lock. One pencil tray. Refer to the Desks and Credenzas Notes Section on page 66 for overhang dimensions. Shipped RTA (ready to assemble).



**Height Adj. Double Ped. Desk
Breakfront Style**

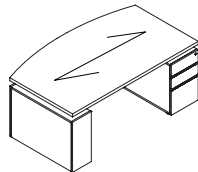
DHAID8436DE	36 x 84 x 29	125	440	68	\$11174	\$12416
DHAID7836DE	36 x 78 x 29	125	420	63	\$11100	\$12332
DHAID7236DE	36 x 72 x 29	125	400	58	\$11018	\$12243
DHAID7230DE	30 x 72 x 29	125	390	49	\$10937	\$12152
DHAID6630DE	30 x 66 x 29	100	380	46	\$10786	\$11983

Built-in electric height adjustable double pedestal, standard with full to floor **box/box/file** pedestal on **left** and **file/file** pedestal on **right**. Pedestals lock. One pencil tray. Refer to the Desks and Credenzas Notes Section on page 66 for overhang dimensions. Shipped RTA (ready to assemble).

HEIGHT ADJUSTABLE SINGLE PEDESTAL DESKS	MODEL#	DIMENSIONS	FREIGHT CLASS	WT/LBS.	CUBIC FT.	veneer/LAMINATE	ALL VENEER
	DHAMISL8442D	42 x 84 x 29	150	440	59	\$11511	\$12787
	DHAMISL7842D	42 x 78 x 29	150	420	55	\$11075	\$12306
	DHAMISL7242D	42 x 72 x 29	150	400	51	\$10638	\$11823
	DHAMISL6636D	36 x 66 x 29	125	390	40	\$10098	\$11220

**Height Adj. Single Ped. Bow Top Desk
Breakfront Style - LEFT**

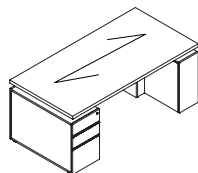
Built-in electric height adjustable single pedestal bow top desk. Standard with full to floor locking **box/box/file** pedestal on **left** and support pedestal on **right**. Refer to the Desks and Credenzas Notes Section on page 66 for overhang dimensions. Shipped RTA (ready to assemble).



**Height Adj. Single Ped. Bow Top Desk
Breakfront Style - RIGHT**

DHAMISR8442D	42 x 84 x 29	150	440	59	\$11511	\$12787
DHAMISR7842D	42 x 78 x 29	150	420	55	\$11075	\$12306
DHAMISR7242D	42 x 72 x 29	150	400	51	\$10638	\$11823
DHAMISR6636D	36 x 66 x 29	125	390	40	\$10098	\$11220

Built-in electric height adjustable single pedestal bow top desk. Standard with full to floor locking **box/box/file** pedestal on **right** and support pedestal on **left**. Refer to the Desks and Credenzas Notes Section on page 66 for overhang dimensions. Shipped RTA (ready to assemble).



**Height Adjustable Single Ped. Desk
Breakfront Style - LEFT**

DHAISL8436D	36 x 84 x 29	125	430	55	\$9834	\$10924
DHAISL7836D	36 x 78 x 29	125	410	50	\$9794	\$10883
DHAISL7236D	36 x 72 x 29	125	390	44	\$9676	\$10751
DHAISL7230D	30 x 72 x 29	125	380	40	\$9486	\$10684
DHAISL6630D	30 x 66 x 29	125	360	36	\$9240	\$10266
DHAISL6030D	30 x 60 x 29	100	340	35	\$9064	\$10071

Built-in electric height adjustable single pedestal desk. Standard with full to floor locking **box/box/file** pedestal on **left** and support pedestal on **right**. Refer to the Desks and Credenzas Notes Section on page 66 for overhang dimensions. Shipped RTA (ready to assemble).

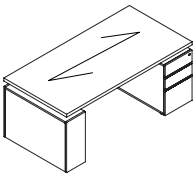
Required Specifications

Top Finish
Edge
Base finish
Handle style

Optional Specifications

Grommet
Glass modesty

HEIGHT ADJUSTABLE SINGLE PEDESTAL DESKS

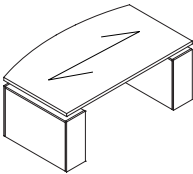


Height Adjustable Single Ped. Desk*
Breakfront Style - RIGHT

MODEL#	DIMENSIONS	FREIGHT CLASS	WT/LBS.	CUBIC FT.	veneER/LAMINATE	ALL veneER
D x W x H						
DHAISR8436D	36 x 84 x 29	125	430	55	\$9834	\$10924
DHAISR7836D	36 x 78 x 29	125	410	50	\$9794	\$10883
DHAISR7236D	36 x 72 x 29	125	390	44	\$9676	\$10751
DHAISR7230D	30 x 72 x 29	125	380	40	\$9486	\$10541
DHAISR6630D	30 x 66 x 29	125	360	36	\$9240	\$10266
DHAISR6030D	30 x 60 x 29	100	340	35	\$9064	\$10071

Built-in electric height adjustable single pedestal desk. Standard with full to floor locking **box/box/file** pedestal on **right** and support pedestal on **left**. Refer to the Desks and Credenzas Notes Section on page 66 for overhang dimensions. Shipped RTA (ready to assemble).

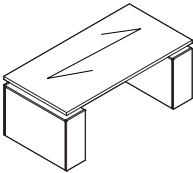
HEIGHT ADJUSTABLE DESK SHELLS



Height Adjustable Bow Top Desk Shell
Breakfront Style

MODEL#	DIMENSIONS	FREIGHT CLASS	WT/LBS.	CUBIC FT.	veneER/LAMINATE	ALL veneER
DHAMIT8442	42 x 84 x 29	150	350	59	\$11151	\$12389
DHAMIT7842	42 x 78 x 29	150	330	55	\$10911	\$12122
DHAMIT7242	42 x 72 x 29	150	310	51	\$10665	\$11851
DHAMIT6636	36 x 66 x 29	150	280	40	\$9624	\$10694

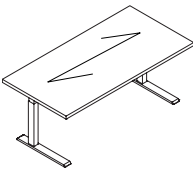
Built-in electric height adjustable bow top desk shell. Shipped RTA (ready to assemble). Refer to the Desks and Credenzas Notes Section on page 66 for overhang dimensions.



Height Adjustable Desk Shell
Breakfront Style

DHAIT8436	36 x 84 x 29	150	330	68	\$9921	\$11022
DHAIT7836	36 x 78 x 29	150	310	63	\$9738	\$10819
DHAIT7236	36 x 72 x 29	150	290	44	\$9544	\$10605
DHAIT7230	30 x 72 x 29	150	280	40	\$8944	\$9939
DHAIT6636	36 x 66 x 29	150	260	36	\$9164	\$10183
DHAIT6630	30 x 66 x 29	150	250	35	\$8944	\$9939
DHAIT6030	30 x 60 x 29	150	240	42	\$8787	\$9762

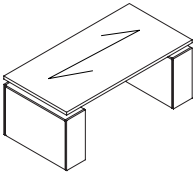
Built-in electric height adjustable desk shell. Shipped RTA (ready to assemble). Refer to the Desks and Credenzas Notes Section on page 66 for overhang dimensions.



Height Adjustable Table

DHA8436	36 x 84 x 29	250	160	68	\$8030	\$8921
DHA7836	36 x 78 x 29	250	150	63	\$7847	\$8716
DHA7236	36 x 72 x 29	250	140	58	\$7649	\$8501
DHA7230	30 x 72 x 29	250	130	49	\$7052	\$7835
DHA6636	36 x 66 x 29	250	140	54	\$7273	\$8081
DHA6630	30 x 66 x 29	250	120	46	\$7052	\$7835
DHA6030	30 x 60 x 29	250	115	42	\$6895	\$7660

Electric height adjustable table. Shipped RTA (ready to assemble).



Height Adjustable Desk

DHA8436TP	36 x 84 x 29	150	320	68	\$9607	\$10688
DHA7836TP	36 x 78 x 29	150	300	63	\$9424	\$10469
DHA7236TP	36 x 72 x 29	150	280	58	\$9228	\$10253
DHA7230TP	30 x 72 x 29	150	270	49	\$8628	\$9587
DHA6636TP	36 x 66 x 29	150	250	54	\$8850	\$9832
DHA6630TP	30 x 66 x 29	150	240	46	\$8628	\$9587
DHA6030TP	30 x 60 x 29	150	230	42	\$8470	\$9412

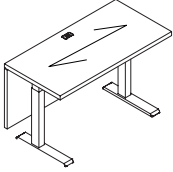
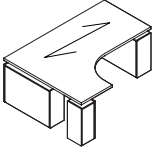
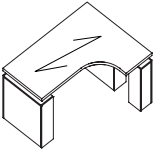

Built-in electric height adjustable desk on TP bases. Shipped RTA (ready to assemble).

Required Specifications

Top Finish
Edge
Base finish
Handle style

Optional Specifications

Grommet
Glass modesty

HEIGHT ADJUSTABLE	MODEL#	DIMENSIONS	FREIGHT CLASS	WT/LBS.	CUBIC FT.	veneer/LAMINATE	ALL VENEER
 <p>Height Adjustable Bridge Top</p>		D x W x H					
	DHABT6024	24 x 60 x 29	150	150	35	\$7482	\$8313
	DHABT5424	24 x 54 x 29	150	140	31	\$7260	\$8067
	DHABT4824	24 x 48 x 29	150	130	28	\$7040	\$7822
	DHABT4224	24 x 42 x 29	300	29	26	\$6812	\$7567
 <p>Height Adj. Right Extended Corner Desk*</p>	DHAEKR60842436	24-36 x 60-84 x 29	150	450	108	\$14875	\$16528
	DHAEKR60782436	24-36 x 60-78 x 29	150	430	100	\$14839	\$16488
	DHAEKR60722436	24-36 x 60-72 x 29	150	410	93	\$14512	\$16124
	DHAEKR60662436	24-36 x 60-66 x 29	150	390	86	\$14088	\$15655
	DHAEKR60602436	24-36 x 60-60 x 29	150	370	79	\$13667	\$15183
 <p>Height Adj. Left Extended Corner Desk*</p>	DHAEKL84603624	24-36 x 60-84 x 29	150	450	108	\$14875	\$16528
	DHAEKL78603624	24-36 x 60-78 x 29	150	430	100	\$14839	\$16488
	DHAEKL72603624	24-36 x 60-72 x 29	150	410	93	\$14512	\$16124
	DHAEKL66603624	24-36 x 60-66 x 29	150	390	86	\$14088	\$15655
	DHAEKL60603624	24-36 x 60-60 x 29	150	370	79	\$13667	\$15183
 <p>Spacer</p>	DHASP	2 x 8 x 23	70	15	.75	\$538	\$598

Required Specifications

Top Finish
Edge
Base finish

Optional Specifications

Grommet*
Glass modesty

HEIGHT ADJUSTABLE TOPS

MODEL#

DIMENSIONS

FREIGHT CLASS

WT/LBS.

CUBIC FT.

LIST PRICE

D x W x H

DRE8226T	26 x 82 x 1.18	92.5	89	8	\$2389
DRE8026T	26 x 80 x 1.18	92.5	87	7.5	\$2330
DRE7626T	26 x 76 x 1.18	85	97	8	\$2217
DRE6426T	26 x 64 x 1.18	92.5	70	6	\$1867
DRE5226T	26 x 52 x 1.18	92.5	57	5.5	\$1518
DRE4626T	26 x 46 x 1.18	92.5	44	4	\$1340
DRE4026T	26 x 40 x 1.18	92.5	44	4	\$1168
DRE8229T	29 x 82 x 1.18	92.5	99	8.5	\$2663
DRE7629T	29 x 76 x 1.18	85	97	8	\$2470
DRE7029T	29 x 70 x 1.18	85	92	7.5	\$2276
DRE6429T	29 x 64 x 1.18	85	78	6.5	\$2083
DRE5229T	29 x 52 x 1.18	92.5	63	6	\$1690
DRE4629T	29 x 46 x 1.18	92.5	56	5	\$1497
DRE4029T	29 x 40 x 1.18	92.5	49	4.5	\$1303
DRE8235T	35 x 82 x 1.18	85	120	10	\$3218
DRE7635T	35 x 76 x 1.18	85	117	9.5	\$2980
DRE7235T	35 x 72 x 1.18	85	111	9	\$2825
DRE6435T	35 x 64 x 1.18	85	94	7.5	\$2513
DRE5235T	35 x 52 x 1.18	92.5	76	7	\$2040
DRE4635T	35 x 46 x 1.18	92.5	67	6	\$1802
DRE4035T	35 x 40 x 1.18	92.5	59	5	\$1571

Dufferin tops with Dufferin edge on three sides, for use with FreeFit height adjustable table mechanisms, sold separately (FTxxxxx, see page 713 of the Desking price list for information).

- 26" deep tops accommodate FTxxx24 mechanisms. Depth is exact to accommodate the Dufferin edge + the Freefit mechanism. *Cannot be made smaller.*
- 29" and 35" deep tops accommodate FTxxx30 mechanisms.

Left:

DRE6026CGCOPLT	26 x 60 x 1.18	85	75	5.5	\$1749
DRE5426CGCOPLT	26 x 54 x 1.18	85	69	5	\$1577
DRE4826CGCOPLT	26 x 48 x 1.18	85	62	4.5	\$1400
DRE4226CGCOPLT	26 x 42 x 1.18	85	56	4	\$1222

Right:

DRE6026CGCOPRT	26 x 60 x 1.18	85	75	5.5	\$1749
DRE5426CGCOPRT	26 x 54 x 1.18	85	69	5	\$1577
DRE4826CGCOPRT	26 x 48 x 1.18	85	62	4.5	\$1400
DRE4226CGCOPRT	26 x 42 x 1.18	85	56	4	\$1222

Dufferin return tops with Dufferin edge on three sides, for use with FreeFit height adjustable table mechanisms, sold separately (FTxxxxx, see page 713 of the Desking price list for information).

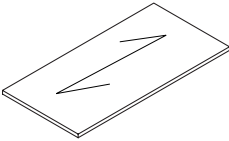
- 26" deep tops accommodate FTxxx24 mechanisms. Depth is exact to accommodate the Dufferin edge + the Freefit mechanism. *Cannot be made smaller.*

Required Specifications

Veneer finish
Edge

Optional Specifications

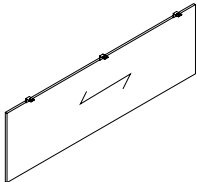
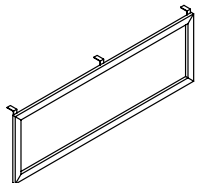
Grommet



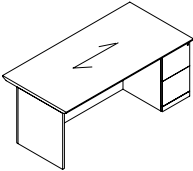
Height Adjustable Top



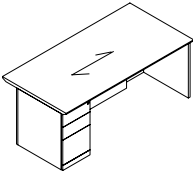
HA Return Tops

MODESTY PANEL OPTIONS	MODEL#	DIMENSIONS	FREIGHT CLASS	WT/LBS.	CUBIC FT.	LIST PRICE
 <p>Veneer Modesty Panel Upgrade*</p>		D x W x H				
	CMP72W	0.75 x 67 x 18	--	20	1	\$1728
	CMP66W	0.75 x 61 x 18	--	18	1	\$1673
	CMP60W	0.75 x 55 x 18	--	16	1	\$1647
	CMP54W	0.75 x 49 x 18	--	14	1	\$1619
	CMP48W	0.75 x 43 x 18	--	13	1	\$1594
 <p>Glass Modesty Panel Upgrade</p>						
	CMP72G	0.75 x 67 x 18	--	20	1	\$2647
	CMP66G	0.75 x 61 x 18	--	18	1	\$2504
	CMP60G	0.75 x 55 x 18	--	16	1	\$2289
	CMP54G	0.75 x 49 x 18	--	14	1	\$2132
	CMP48G	0.75 x 43 x 18	--	13	1	\$2036
<p>Straight modesty panel. Attaches to underside of worksurface. Cannot be retrofitted in the field <i>Not sold individually - to be ordered as an upgrade option only.</i></p> <ul style="list-style-type: none"> • CMP72W - Specify on "P" Top Islands or 96" x 48" Islands for Piano Desks. • CMP66W - Specify on 84" x 36" "D" Top Islands. • CMP60W - Specify on 84" x 42" "P" Top Islands or 84" x 48" Islands for Piano Desks. • CMP54W - Specify on 72" x 30" "D" Top Islands. • CMP48W - Specify on 66" x 36" , 60" x 30" "D" Top Islands, 72" x 42" "P" Top Islands or 72" x 48" Islands for Piano Desks. 						
<p>Straight modesty panel. Translucent, screened glass. Aluminum box frame construction in Tungsten Only. Attaches to underside of worksurface. Cannot be retrofitted in the field. <i>Not sold individually - to be ordered as an upgrade option only.</i></p> <ul style="list-style-type: none"> • CMP72G - Specify on "P" Top Islands or 96" x 48" Islands for Piano Desks. • CMP66G - Specify on 84" x 36" "D" Top Islands. • CMP60G - Specify on 84" x 42" "P" Top Islands or 84" x 48" Islands for Piano Desks. • CMP54G - Specify on 72" x 30" "D" Top Islands. • CMP48G - Specify on 66" x 36" , 60" x 30" "D" Top Islands, 72" x 42" "P" Top Islands or 72" x 48" Islands for Piano Desks. • Tungsten finish on the aluminum box frame closely resembles the existing Tungsten finish. 						

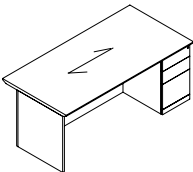
SINGLE PEDESTAL DESKS - BREAKFRONT STYLE



Single Pedestal Desk - RIGHT
Breakfront Style



Single Pedestal Desk - LEFT
Breakfront Style



Single Pedestal Desk - RIGHT
Breakfront Style

MODEL#	DIMENSIONS	FREIGHT CLASS	WT/LBS.	CUBIC FT.	veneer/LAMINATE	ALL veneer
D x W x H						
DISR8442E	42 x 84 x 29	125	463	59	\$5862	\$7035
DISR7842E	42 x 78 x 29	125	430	55	\$5444	\$6533
DISR7236E	36 x 72 x 29	125	340	44	\$4311	\$5172
DISR7230E	30 x 72 x 29	125	283	36	\$4119	\$4941
DISR6636E	36 x 66 x 29	125	312	40	\$4119	\$4941
DISR6630E	30 x 66 x 29	100	295	33	\$3930	\$4717
DISR6030E	30 x 60 x 29	100	265	30	\$3758	\$4511

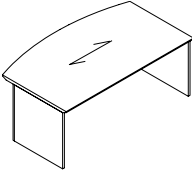
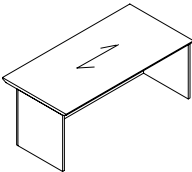
Standard with full to floor **file/file** pedestal on **right**. Pedestal locks. Refer to the Desks and Credenzas Notes Section on page 66 for overhang dimensions. Shipped assembled in 1 carton.

DISL8442D	42 x 84 x 29	125	463	59	\$5862	\$7035
DISL7842D	42 x 78 x 29	125	430	55	\$5444	\$6533
DISL7236D	36 x 72 x 29	125	340	44	\$4311	\$5172
DISL7230D	30 x 72 x 29	125	283	36	\$4119	\$4941
DISL6636D	36 x 66 x 29	125	312	40	\$4119	\$4941
DISL6630D	30 x 66 x 29	100	295	33	\$3930	\$4717
DISL6030D	30 x 60 x 29	100	265	30	\$3758	\$4511

Standard with full to floor **box/box/file** pedestal on **left**. Pedestal locks. Refer to the Desks and Credenzas Notes Section on page 66 for overhang dimensions. Shipped assembled in 1 carton.

DISR8442D	42 x 84 x 29	125	463	59	\$5862	\$7035
DISR7842D	42 x 78 x 29	125	430	55	\$5444	\$6533
DISR7236D	36 x 72 x 29	125	340	44	\$4311	\$5172
DISR7230D	30 x 72 x 29	125	283	36	\$4119	\$4941
DISR6636D	36 x 66 x 29	125	312	40	\$4119	\$4941
DISR6630D	30 x 66 x 29	100	295	33	\$3930	\$4717
DISR6030D	30 x 60 x 29	100	265	30	\$3758	\$4511

Standard with full to floor **box/box/file** pedestal on **right**. Pedestal locks. Refer to the Desks and Credenzas Notes Section on page 66 for overhang dimensions. Shipped assembled in 1 carton.

DESK SHELLS WITH RECESSED FRONT	MODEL#	DIMENSIONS	FREIGHT CLASS	WT/LBS.	CUBIC FT.	veneer/LAMINATE	ALL VENEER
 <p>Bow Top Desk Shell</p>		D x W x H					
	DMT8442	42 x 84 x 29	125	380	59	\$4725	\$5667
	DMT7842	42 x 78 x 29	125	353	55	\$4385	\$5261
	DMT7242	42 x 72 x 29	125	331	51	\$4051	\$4861
	DMT6636	36 x 66 x 29	125	287	40	\$3862	\$4634
 <p>Desk Shell</p>	Bow top and recessed modesty panel. Refer to the Desks and Credenzas Notes Section on page 66 for overhang dimensions. Shipped assembled in 1 carton.						
	DT8436	36 x 84 x 29	125	362	51	\$3766	\$4520
	DT7836	36 x 78 x 29	125	336	47	\$3498	\$4199
	DT7236	36 x 72 x 29	125	315	44	\$3229	\$3874
	DT6636	36 x 66 x 29	125	271	40	\$3041	\$3652
	DT7230	30 x 72 x 29	125	271	36	\$3041	\$3652
	DT6630	30 x 66 x 29	100	265	33	\$2855	\$3428
	DT6030	30 x 60 x 29	100	241	30	\$2613	\$3136
	DT4824	24 x 48 x 29	125	123	20	\$1720	\$2064
	DT4224	24 x 42 x 29	150	98	17	\$1441	\$1729
	DT3624	24 x 36 x 29	150	82	14	\$1387	\$1666
	DT3024	24 x 30 x 29	125	76	12	\$1362	\$1634
	DT4822	22 x 48 x 29	150	105	18	\$1578	\$1893
	DT4222	22 x 42 x 29	150	90	16	\$1321	\$1585
	DT3622	22 x 36 x 29	150	75	13	\$1275	\$1530
	DT3022	22 x 30 x 29	150	65	11	\$1250	\$1499
	DT4820	20 x 48 x 29	125	105	18	\$1435	\$1722
	DT4220	20 x 42 x 29	125	90	16	\$1200	\$1439
	DT3620	20 x 36 x 29	125	75	13	\$1162	\$1392
	DT3020	20 x 30 x 29	125	65	11	\$1135	\$1362
	Recessed modesty panel. Refer to the Desks and Credenzas Notes Section on page 66 for overhang dimensions. Shipped assembled in 1 carton.						

Required Specifications

Veneer Finish
Laminate Finish
Handle Style (Single Pedestal Desks)


Optional Specifications

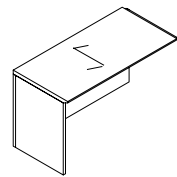
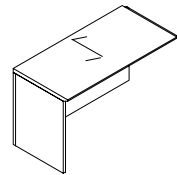
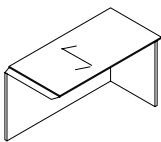
Grommet

RETURNS

D x W x H

- An Executive Return is used to attach to a Single Pedestal Desk, Single Pedestal Credenza, Desk Shell or Credenza Shell.
- Grommets are available as an option.
- Hand of Executive Return is determined by location of full end panel from user side.
- Hand of Desk or Credenza is determined by location of pedestal from user side.
- To remove cross grain veneer pattern on top, delete suffix “CG” from the model number. Available as a special - no upcharge.



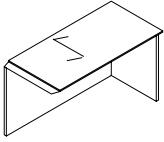
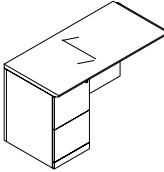
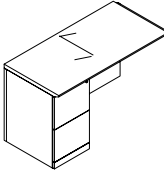
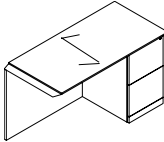
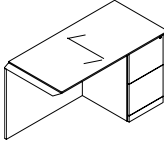
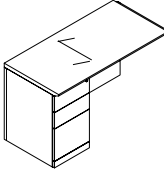
RETURNS	MODEL#	DIMENSIONS	FREIGHT CLASS	WT/LBS.	CUBIC FT.	VENEER/LAMINATE	ALL VENEER
	DERL7224CG	24 x 72 x 29	150	135	29	\$2488	\$2986
	DERL6624CG	24 x 66 x 29	150	127	27	\$2276	\$2733
	DERL6024CG	24 x 60 x 29	150	120	24	\$2072	\$2487
	DERL5424CG	24 x 54 x 29	150	112	22	\$1871	\$2246
	DERL4824CG	24 x 48 x 29	150	105	19	\$1660	\$1990
	DERL4224CG	24 x 42 x 29	150	97	17	\$1456	\$1746
Return has no pedestal . For use with right handed single pedestal desks, credenzas, desk shells, credenza shells, “D” islands or “P” islands. Shipped assembled in 1 carton.							
	DERL7222CG	22 x 72 x 29	150	130	27	\$2372	\$2846
	DERL6622CG	22 x 66 x 29	150	122	24	\$1987	\$2384
	DERL6022CG	22 x 60 x 29	150	115	22	\$1812	\$2172
	DERL5422CG	22 x 54 x 29	150	105	20	\$1740	\$2086
	DERL4822CG	22 x 48 x 29	150	100	18	\$1456	\$1746
	DERL4222CG	22 x 42 x 29	150	90	16	\$1272	\$1528
Return has no pedestal . For use with right handed single pedestal desks, credenzas, desk shells, credenza shells, “D” islands or “P” islands. Shipped assembled in 1 carton.							
	DERR7224CG	24 x 72 x 29	150	135	29	\$2488	\$2986
	DERR6624CG	24 x 66 x 29	150	127	27	\$2276	\$2733
	DERR6024CG	24 x 60 x 29	150	120	24	\$2072	\$2487
	DERR5424CG	24 x 54 x 29	150	112	22	\$1871	\$2246
	DERR4824CG	24 x 48 x 29	150	105	19	\$1660	\$1990
	DERR4224CG	24 x 42 x 29	150	97	17	\$1456	\$1746
Return has no pedestal . For use with left handed single pedestal desks, credenzas, desk shells, credenza shells, “D” islands or “P” islands. Shipped assembled in 1 carton.							

Required Specifications

Veneer Finish
Laminate Finish

Optional Specifications

Grommet

RETURNS	MODEL#	DIMENSIONS	FREIGHT CLASS	WT/LBS.	CUBIC FT.	veneer/LAMINATE	ALL VENEER
	D x W x H						
	DERR7222CG	22 x 72 x 29	150	130	27	\$2372	\$2846
	DERR6622CG	22 x 66 x 29	150	122	24	\$1987	\$2384
	DERR6022CG	22 x 60 x 29	150	115	22	\$1812	\$2172
	DERR5422CG	22 x 54 x 29	150	105	20	\$1629	\$1955
	DERR4822CG	22 x 48 x 29	150	100	18	\$1448	\$1739
	DERR4222CG	22 x 42 x 29	150	90	16	\$1266	\$1517
Return has no pedestal . For use with left handed single pedestal desks, credenzas, desk shells, credenza shells, "D" islands or "P" islands. Shipped assembled in 1 carton.							
	DERL7224ECG	24 x 72 x 29	100	250	29	\$4391	\$5268
	DERL6624ECG	24 x 66 x 29	100	236	27	\$4222	\$5068
	DERL6024ECG	24 x 60 x 29	100	227	24	\$3843	\$4611
	DERL5424ECG	24 x 54 x 29	100	205	22	\$3706	\$4446
	DERL4824ECG	24 x 48 x 29	100	185	19	\$3289	\$3946
	DERL4224ECG	24 x 42 x 29	92.5	178	17	\$3173	\$3807
Return has file/file pedestal on the left . Pedestal locks. For use with right handed single pedestal desks, credenzas, desk shells, credenza shells, "D" islands or "P" islands. Shipped assembled in 1 carton.							
	DERL7222ECG	22 x 72 x 29	100	240	27	\$4222	\$5068
	DERL6622ECG	22 x 66 x 29	100	231	24	\$3726	\$4473
	DERL6022ECG	22 x 60 x 29	92.5	222	22	\$3393	\$4071
	DERL5422ECG	22 x 54 x 29	92.5	200	20	\$3268	\$3922
	DERL4822ECG	22 x 48 x 29	92.5	180	18	\$2905	\$3485
	DERL4222ECG	22 x 42 x 29	92.5	173	16	\$2795	\$3353
Return has file/file pedestal on the left . Pedestal locks. For use with right handed single pedestal desks, credenzas, desk shells, credenza shells, "D" islands or "P" islands. Shipped assembled in 1 carton.							
	DERR7224ECG	24 x 72 x 29	100	250	29	\$4391	\$5268
	DERR6624ECG	24 x 66 x 29	100	236	27	\$4222	\$5068
	DERR6024ECG	24 x 60 x 29	100	227	24	\$3843	\$4611
	DERR5424ECG	24 x 54 x 29	100	205	22	\$3706	\$4446
	DERR4824ECG	24 x 48 x 29	100	185	19	\$3289	\$3946
	DERR4224ECG	24 x 42 x 29	92.5	178	17	\$3173	\$3807
Return has file/file pedestal on the right . Pedestal locks. For use with right handed single pedestal desks, credenzas, desk shells, credenza shells, "D" islands or "P" islands. Shipped assembled in 1 carton.							
	DERR7222ECG	22 x 72 x 29	100	240	27	\$4222	\$5068
	DERR6622ECG	22 x 66 x 29	100	231	24	\$3726	\$4473
	DERR6022ECG	22 x 60 x 29	92.5	222	22	\$3393	\$4071
	DERR5422ECG	22 x 54 x 29	92.5	200	20	\$3268	\$3922
	DERR4822ECG	22 x 48 x 29	92.5	180	18	\$2905	\$3485
	DERR4222ECG	22 x 42 x 29	92.5	173	16	\$2795	\$3353
Return has file/file pedestal on the right . Pedestal locks. For use with right handed single pedestal desks, credenzas, desk shells, credenza shells, "D" islands or "P" islands. Shipped assembled in 1 carton.							
	DERL7224DCG	24 x 72 x 29	100	250	29	\$4391	\$5268
	DERL6624DCG	24 x 66 x 29	100	236	27	\$4222	\$5068
	DERL6024DCG	24 x 60 x 29	100	227	24	\$3843	\$4611
	DERL5424DCG	24 x 54 x 29	100	205	22	\$3706	\$4446
	DERL4824DCG	24 x 48 x 29	100	185	19	\$3289	\$3946
	DERL4224DCG	24 x 42 x 29	92.5	178	17	\$3173	\$3807
Return has box/box/file pedestal on the left . Pedestal locks. For use with right handed single pedestal desks, credenzas, desk shells, credenza shells, "D" islands or "P" islands. Shipped assembled in 1 carton.							

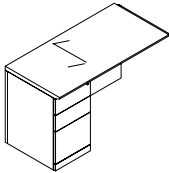
Required Specifications

Veneer Finish
Laminate Finish
Handle Style*

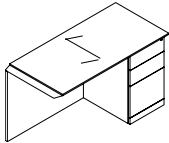
Optional Specifications

Grommet

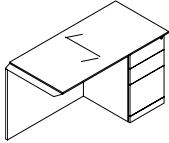
RETURNS



Flush Return - LEFT
22" Deep



Flush Return - RIGHT
24" Deep



Flush Return - RIGHT
22" Deep

MODEL#	DIMENSIONS	FREIGHT CLASS	WT/LBS.	CUBIC FT.	veneer/LAMINATE	ALL veneer
--------	------------	---------------	---------	-----------	-----------------	------------

D x W x H						
DERL7222DCG	22 x 72 x 29	100	240	27	\$4222	\$5068
DERL6622DCG	22 x 66 x 29	100	231	24	\$3726	\$4473
DERL6022DCG	22 x 60 x 29	92.5	222	22	\$3393	\$4071
DERL5422DCG	22 x 54 x 29	92.5	200	20	\$3268	\$3922
DERL4822DCG	22 x 48 x 29	150	180	18	\$2905	\$3485
DERL4222DCG	22 x 42 x 29	92.5	173	16	\$2795	\$3353

Return has **box/box/file** pedestal on the **left**. Pedestal locks. For use with right handed single pedestal desks, credenzas, desk shells, credenza shells, "D" islands or "P" islands. Shipped assembled in 1 carton.

DERR7224DCG	24 x 72 x 29	100	250	29	\$4391	\$5268
DERR6624DCG	24 x 66 x 29	100	236	27	\$4222	\$5068
DERR6024DCG	24 x 60 x 29	100	227	24	\$3843	\$4611
DERR5424DCG	24 x 54 x 29	100	205	22	\$3706	\$4446
DERR4824DCG	24 x 48 x 29	100	185	19	\$3289	\$3946
DERR4224DCG	24 x 42 x 29	92.5	178	17	\$3173	\$3807

Return has **box/box/file** pedestal on the **right**. Pedestal locks. For use with right handed single pedestal desks, credenzas, desk shells, credenza shells, "D" islands or "P" islands. Shipped assembled in 1 carton.

DERR7222DCG	22 x 72 x 29	100	240	27	\$4222	\$5068
DERR6622DCG	22 x 66 x 29	100	231	24	\$3726	\$4473
DERR6022DCG	22 x 60 x 29	92.5	222	22	\$3393	\$4071
DERR5422DCG	22 x 54 x 29	92.5	200	20	\$3268	\$3922
DERR4822DCG	22 x 48 x 29	92.5	180	18	\$2905	\$3485
DERR4222DCG	22 x 42 x 29	92.5	173	16	\$2795	\$3353

Return has **box/box/file** pedestal on the **right**. Pedestal locks. For use with right handed single pedestal desks, credenzas, desk shells, credenza shells, "D" islands or "P" islands. Shipped assembled in 1 carton.

Required Specifications

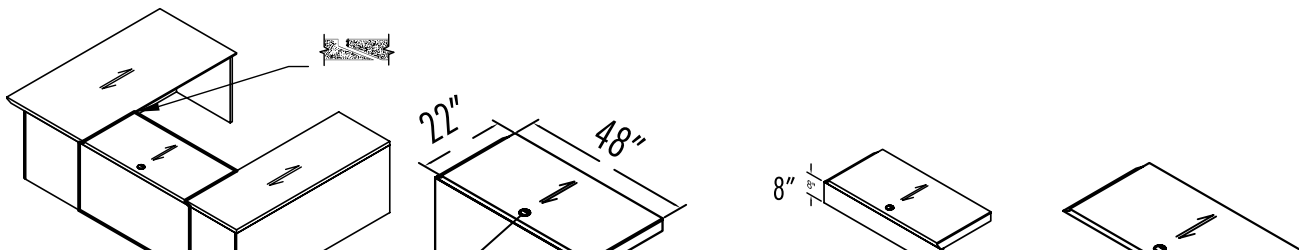
Veneer Finish
Laminate Finish
Handle Style

Optional Specifications

Grommet

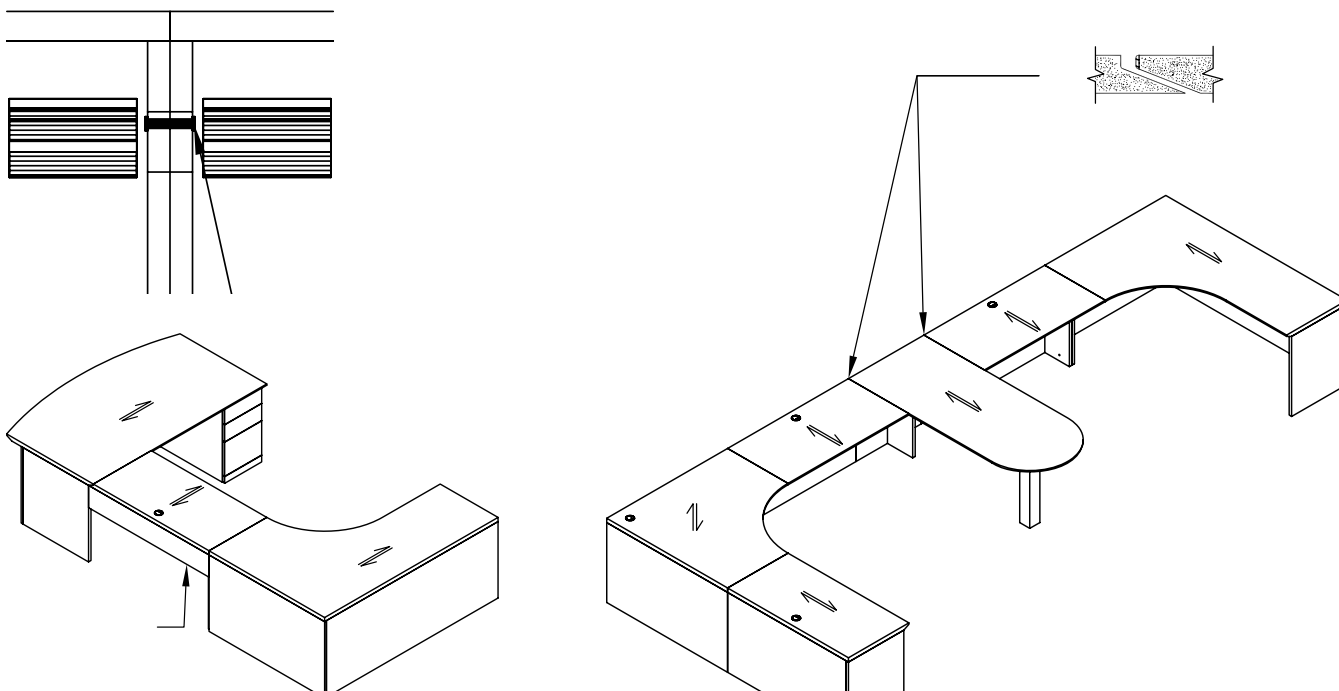
BRIDGES - EXECUTIVE	MODEL#	DIMENSIONS	FREIGHT CLASS	WT/LBS.	CUBIC FT.	veneer/LAMINATE	ALL VENEER
D x W x H							

- An Executive Bridge is used to connect a Desk to a Credenza.
- Not to be used with Corner Components or Piano Desks,
- Three Modesty Panel options - Full Modesty, 8" Modesty and No Modesty (Flush Bridge Top).
- Modesty panel flush with end panels of Desk and Credenza.
- Includes GM1 grommet in the top center position.
- Both connecting sides of executive bridges feature a reverse profile edge

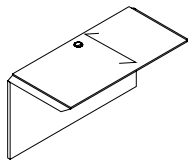


BRIDGES - LINKING

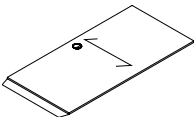
- A linking bridge is used to connect corner components to a single pedestal desk, HA desk, single pedestal credenza, desk shell or credenza shell.
- When connecting HA desk, must specify DHASP spacer.
- Two modesty panel options - full modesty and 8" modesty.
- Includes GM1 grommet in the top center position.
- Hand of linking bridge is determined by location of half end panel from user side.
- Linking bridges are handed **left and right** (handedness is determined by connecting side with the self edge). The opposite connecting side features a reverse profile edge.



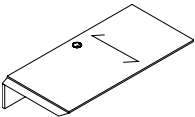
BRIDGES - FLUSH



Flush Bridge



Flush Bridge Top



Flush Bridge Top, 8" Modesty Panel

MODEL#	DIMENSIONS	FREIGHT CLASS	WT/LBS.	CUBIC FT.	veneer/laminate	all veneer
--------	------------	---------------	---------	-----------	-----------------	------------

D x W x H						
DBT6024CG	24 x 60 x 29	70	144	10	\$1779	\$2138
DBT5424CG	24 x 54 x 29	70	129	9	\$1608	\$1926
DBT4824CG	24 x 48 x 29	70	120	8	\$1425	\$1711
DBT4224CG	24 x 42 x 29	85	105	7	\$1249	\$1496
DBT6022CG	22 x 60 x 29	70	138	9	\$1458	\$1749
DBT5422CG	22 x 54 x 29	70	124	8	\$1444	\$1730
DBT4822CG	22 x 48 x 29	85	115	7	\$1281	\$1539
DBT4222CG	22 x 42 x 29	85	101	6	\$1124	\$1351
DBT6020CG	20 x 60 x 29	70	131	8	\$1458	\$1749
DBT5420CG	20 x 54 x 29	85	118	8	\$1316	\$1578
DBT4820CG	20 x 48 x 29	85	110	7	\$1169	\$1402
DBT4220CG	20 x 42 x 29	85	96	6	\$1004	\$1201

Top surface, back panel and hardware to create a "U" configuration with a single pedestal desk or credenza. **Cannot be used with corners.** Grommet in worksurface. Shipped assembled in 1 carton.

- If linking to bookcase or open storage, add **/S** to end of model number

DBT5424TCG	24 x 54 x --	70	129	9	N/A	\$1203
DBT4824TCG	24 x 48 x --	70	120	8	N/A	\$1070
DBT4224TCG	24 x 42 x --	70	105	7	N/A	\$937
DBT5422TCG	22 x 54 x --	70	124	8	N/A	\$966
DBT4822TCG	22 x 48 x --	70	115	7	N/A	\$860
DBT4222TCG	22 x 42 x --	70	101	6	N/A	\$753
DBT5420TCG	20 x 54 x --	70	118	8	N/A	\$883
DBT4820TCG	20 x 48 x --	70	110	7	N/A	\$783
DBT4220TCG	20 x 42 x --	70	96	6	N/A	\$674

Top surface only to create a "U" configuration with a single pedestal desk or credenza. **Cannot be used with corners.** Grommet in worksurface. Shipped assembled in 1 carton.

- If linking to bookcase or open storage, add **/S** to end of model number

DBT6024Q8CG	24 x 60 x --	70	144	10	\$1600	\$1921
DBT5424Q8CG	24 x 54 x --	70	129	9	\$1444	\$1730
DBT4824Q8CG	24 x 48 x --	70	120	8	\$1282	\$1540
DBT4224Q8CG	24 x 42 x --	70	105	7	\$1122	\$1350
DBT6022Q8CG	22 x 60 x --	70	138	9	\$1444	\$1730
DBT5422Q8CG	22 x 54 x --	70	124	8	\$1299	\$1559
DBT4822Q8CG	22 x 48 x --	70	115	7	\$1153	\$1381
DBT4222Q8CG	22 x 42 x --	70	101	6	\$1012	\$1216
DBT6020Q8CG	20 x 60 x --	70	131	8	\$1316	\$1578
DBT5420Q8CG	20 x 54 x --	70	118	8	\$1181	\$1418
DBT4820Q8CG	20 x 48 x --	70	110	7	\$1052	\$1263
DBT4220Q8CG	20 x 42 x --	70	96	6	\$901	\$1081

Top surface with 8" modesty panel for utility access. Create a "U" configuration with a single pedestal desk or credenza. **Cannot be used with corners.** Grommet in worksurface. Shipped assembled in 1 carton.

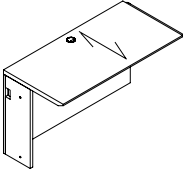
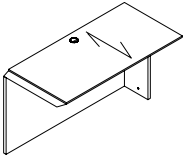
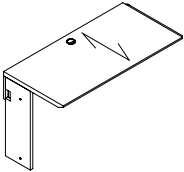
- If linking to bookcase or open storage, add **/S** to end of model number

Required Specifications

Veneer finish
Laminate finish

Optional Specifications

Additional grommet

BRIDGES - LINKING	MODEL#	DIMENSIONS	FREIGHT CLASS	WT/LBS.	CUBIC FT.	veneer/LAMINATE	ALL VENEER
 <p>Linking Bridge - LEFT</p>	D x W x H						
	DBT6024NLLCG	24 x 60 x 29	125	145	24	\$1766	\$2117
	DBT5424NLLCG	24 x 54 x 29	150	131	22	\$1591	\$1908
	DBT4824NLLCG	24 x 48 x 29	125	116	19	\$1414	\$1697
	DBT4224NLLCG	24 x 42 x 29	125	102	17	\$1145	\$1374
	DBT3624NLLCG	24 x 36 x 29	150	87	15	\$1042	\$1251
	DBT3024NLLCG	24 x 30 x 29	125	73	12	\$1017	\$1219
	DBT6022NLLCG	22 x 60 x 29	150	131	22	\$1681	\$2018
	DBT5422NLLCG	22 x 54 x 29	150	118	20	\$1516	\$1821
	DBT4822NLLCG	22 x 48 x 29	125	110	18	\$1346	\$1613
	DBT4222NLLCG	22 x 42 x 29	150	95	16	\$1093	\$1310
	DBT3622NLLCG	22 x 36 x 29	125	80	13	\$990	\$1189
	DBT3022NLLCG	22 x 30 x 29	150	65	11	\$968	\$1163
	Top surface, back panel and hardware. Left side connects to a 5-Sided Corner, Extended Corner or Connectable Table. Right side connects to a single pedestal desk or credenza, "D" island, Boat shaped island, "P" island and Delta island with a "T" base. Grommet in worksurface. Shipped assembled in 1 carton.						
 <p>Linking Bridge - RIGHT</p>	DBT6024NLR CG	24 x 60 x 29	125	145	24	\$1766	\$2117
	DBT5424NLR CG	24 x 54 x 29	150	131	22	\$1591	\$1908
	DBT4824NLR CG	24 x 48 x 29	125	116	19	\$1414	\$1697
	DBT4224NLR CG	24 x 42 x 29	125	102	17	\$1145	\$1374
	DBT3624NLR CG	24 x 36 x 29	150	87	15	\$1042	\$1251
	DBT3024NLR CG	24 x 30 x 29	125	73	12	\$1017	\$1219
	DBT6022NLR CG	22 x 60 x 29	150	131	22	\$1681	\$2018
	DBT5422NLR CG	22 x 54 x 29	150	118	20	\$1516	\$1821
	DBT4822NLR CG	22 x 48 x 29	125	110	18	\$1346	\$1613
	DBT4222NLR CG	22 x 42 x 29	150	95	16	\$1093	\$1310
	DBT3622NLR CG	22 x 36 x 29	125	80	13	\$990	\$1189
	DBT3022NLR CG	22 x 30 x 29	150	65	11	\$968	\$1163
	Top surface, back panel and hardware. Right side connects to a 5-Sided Corner, Extended Corner or Connectable Table. Left side connects to a single pedestal desk or credenza, "D" island, Boat shaped island, "P" island and Delta island with a "T" base. Grommet in worksurface. Shipped assembled in 1 carton.						
 <p>Linking Bridge, 8" Modesty Panel - LEFT</p>	DBT6024NLLQ8CG	24 x 60 x 29	125	145	24	\$1943	\$2331
	DBT5424NLLQ8CG	24 x 54 x 29	150	131	22	\$1752	\$2104
	DBT4824NLLQ8CG	24 x 48 x 29	125	116	19	\$1558	\$1870
	DBT4224NLLQ8CG	24 x 42 x 29	125	102	17	\$1401	\$1678
	DBT3624NLLQ8CG	24 x 36 x 29	150	87	15	\$1145	\$1374
	DBT3024NLLQ8CG	24 x 30 x 29	125	73	12	\$1121	\$1346
	DBT6022NLLQ8CG	22 x 60 x 29	150	131	22	\$1851	\$2221
	DBT5422NLLQ8CG	22 x 54 x 29	150	118	20	\$1667	\$2002
	DBT4822NLLQ8CG	22 x 48 x 29	125	110	18	\$1482	\$1776
	DBT4222NLLQ8CG	22 x 42 x 29	150	95	16	\$1199	\$1436
	DBT3622NLLQ8CG	22 x 36 x 29	125	80	13	\$1090	\$1309
	DBT3022NLLQ8CG	22 x 30 x 29	150	65	11	\$1065	\$1277
	Top surface with 8" modesty panel for utility access and hardware. Left side connects to a 5-Sided Corner, Extended Corner or Connectable Table. Right side connects to a single pedestal desk or credenza, "D" island, Boat shaped island, "P" island and Delta island with a "T" base. Grommet in worksurface. Shipped assembled in 1 carton.						

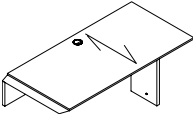
Required Specifications

Veneer finish
Laminate finish

Optional Specifications

Additional grommet

BRIDGES - LINKING

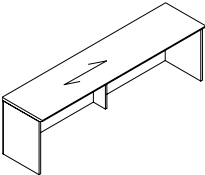


Linking Bridge, 8" Modesty Panel - RIGHT

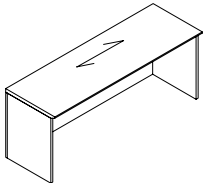
MODEL#	DIMENSIONS	FREIGHT CLASS	WT/LBS.	CUBIC FT.	veneER/LAMINATE	ALL veneER
D x W x H						
DBT6024NLRQ8CG	24 x 60 x 29	125	145	24	\$1943	\$2331
DBT5424NLRQ8CG	24 x 54 x 29	150	131	22	\$1752	\$2104
DBT4824NLRQ8CG	24 x 48 x 29	125	116	19	\$1558	\$1870
DBT4224NLRQ8CG	24 x 42 x 29	125	102	17	\$1401	\$1678
DBT3624NLRQ8CG	24 x 36 x 29	150	87	15	\$1145	\$1374
DBT3024NLRQ8CG	24 x 30 x 29	125	73	12	\$1121	\$1346
DBT6022NLRQ8CG	22 x 60 x 29	150	131	22	\$1851	\$2221
DBT5422NLRQ8CG	22 x 54 x 29	150	118	20	\$1667	\$2002
DBT4822NLRQ8CG	22 x 48 x 29	125	110	18	\$1482	\$1776
DBT4222NLRQ8CG	22 x 42 x 29	150	95	16	\$1199	\$1436
DBT3622NLRQ8CG	22 x 36 x 29	125	80	13	\$1090	\$1309
DBT3022NLRQ8CG	22 x 30 x 29	150	65	11	\$1065	\$1277

Top surface with 8" modesty panel for utility access and hardware. **Right side** connects to a 5-Sided Corner, Extended Corner or Connectable Table. Right side connects to a single pedestal desk or credenza, "D" island, Boat shaped island, "P" island and Delta island with a "T" base. Grommet in worksurface. Shipped assembled in 1 carton.

CREDENZAS



sizes 96" and larger



sizes less than 96"

Credenza Shell*

MODEL#	DIMENSIONS	FREIGHT CLASS	WT/LBS.	CUBIC FT.	veneER/LAMINATE	ALL veneER
DC12024	24 x 120 x 29	100	387	48	\$4440	\$5329
DC11424	24 x 114 x 29	125	367	46	\$4218	\$5064
DC10824	24 x 108 x 29	125	348	44	\$3999	\$4795
DC10224	24 x 102 x 29	100	329	41	\$3776	\$4530
DC9624	24 x 96 x 29	125	309	39	\$3552	\$4262
DC9024	24 x 90 x 29	100	290	36	\$3332	\$3999
DC8424	24 x 84 x 29	125	271	34	\$3110	\$3733
DC7824	24 x 78 x 29	100	251	31	\$2888	\$3464
DC7224	24 x 72 x 29	100	232	29	\$2665	\$3198
DC6624	24 x 66 x 29	125	213	27	\$2565	\$3080
DC6024	24 x 60 x 29	100	193	24	\$2332	\$2798
DC5424	24 x 54 x 29	125	174	22	\$2211	\$2656
DC4824	24 x 48 x 29	100	155	19	\$2089	\$2506
DC4224	24 x 42 x 29	125	135	17	\$1769	\$2123
DC12022	22 x 120 x 29	100	358	44	\$4071	\$4884
DC11422	22 x 114 x 29	100	340	42	\$3866	\$4639
DC10822	22 x 108 x 29	100	323	40	\$3662	\$4397
DC10222	22 x 102 x 29	100	305	38	\$3456	\$4152
DC9622	22 x 96 x 29	100	287	35	\$3260	\$3910
DC9022	22 x 90 x 29	100	269	33	\$3055	\$3666
DC8422	22 x 84 x 29	100	251	31	\$2853	\$3426
DC7822	22 x 78 x 29	100	233	29	\$2646	\$3177
DC7222	22 x 72 x 29	125	215	27	\$2446	\$2934
DC6622	22 x 66 x 29	100	197	24	\$2357	\$2829
DC6022	22 x 60 x 29	100	179	22	\$2140	\$2565
DC5422	22 x 54 x 29	100	161	20	\$2027	\$2433
DC4822	22 x 48 x 29	125	143	18	\$1920	\$2303
DC4222	22 x 42 x 29	125	125	16	\$1621	\$1948

Standard with **no pedestals**. Flush full modesty panel. 96"w and larger includes a center support leg. If using storage component shells underneath to support the worksurface, **no more than 72" may be left unsupported**. Shipped assembled in 1 carton.

Required Specifications

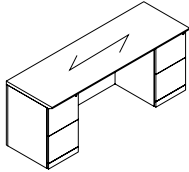
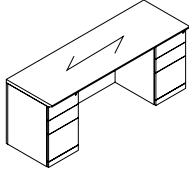
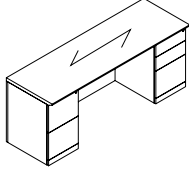
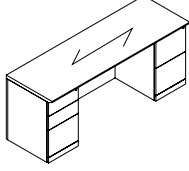
Veneer finish
Laminate finish

Optional Specifications

Additional grommet

Accessories

Modular Storage*

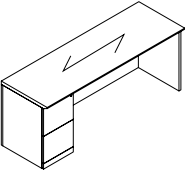
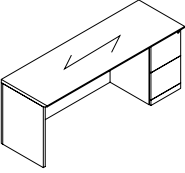
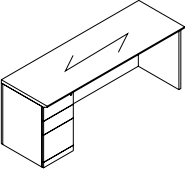
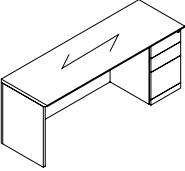
CREDENZAS	MODEL#	DIMENSIONS	FREIGHT CLASS	WT./LBS.	CUBIC FT.	VENEER/LAMINATE	ALL VENEER
 Kneespace Credenza	D x W x H						
	DCK8424EE	24 x 84 x 29	92.5	348	34	\$6580	\$7895
	DCK7824EE	24 x 78 x 29	92.5	319	31	\$6114	\$7336
	DCK7224EE	24 x 72 x 29	100	280	29	\$5646	\$6774
	DCK6624EE	24 x 66 x 29	100	261	27	\$5560	\$6673
	DCK6024EE	24 x 60 x 29	100	238	24	\$5172	\$6205
	DCK8422EE	22 x 84 x 29	92.5	320	34	\$6032	\$7238
	DCK7822EE	22 x 78 x 29	92.5	298	31	\$5605	\$6724
	DCK7222EE	22 x 72 x 29	92.5	280	29	\$5173	\$6206
	DCK6622EE	22 x 66 x 29	92.5	257	27	\$5095	\$6116
	DCK6022EE	22 x 60 x 29	92.5	233	24	\$4739	\$5687
Standard with full to floor file/file pedestals on left and right . Center is open Pedestals lock. Shipped assembled in 1 carton.							
 Kneespace Credenza	DCK8424DD	24 x 84 x 29	92.5	348	34	\$6580	\$7895
	DCK7824DD	24 x 78 x 29	92.5	319	31	\$6114	\$7336
	DCK7224DD	24 x 72 x 29	100	280	29	\$5646	\$6774
	DCK6624DD	24 x 66 x 29	100	261	27	\$5560	\$6673
	DCK6024DD	24 x 60 x 29	100	238	24	\$5172	\$6205
	DCK8422DD	22 x 84 x 29	92.5	320	34	\$6032	\$7238
	DCK7822DD	22 x 78 x 29	92.5	298	31	\$5605	\$6724
	DCK7222DD	22 x 72 x 29	92.5	280	29	\$5173	\$6206
	DCK6622DD	22 x 66 x 29	92.5	257	27	\$5095	\$6116
	DCK6022DD	22 x 60 x 29	92.5	233	24	\$4739	\$5687
Standard with full to floor box/box/file pedestals on left and right . Center is open Pedestals lock. One pencil tray. Shipped assembled in 1 carton.							
 Kneespace Credenza	DCK8424ED	24 x 84 x 29	92.5	348	34	\$6580	\$7895
	DCK7824ED	24 x 78 x 29	92.5	319	31	\$6114	\$7336
	DCK7224ED	24 x 72 x 29	100	280	29	\$5646	\$6774
	DCK6624ED	24 x 66 x 29	100	261	27	\$5560	\$6673
	DCK6024ED	24 x 60 x 29	100	238	24	\$5172	\$6205
	DCK8422ED	22 x 84 x 29	92.5	320	34	\$6032	\$7238
	DCK7822ED	22 x 78 x 29	92.5	298	31	\$5605	\$6724
	DCK7222ED	22 x 72 x 29	92.5	280	29	\$5173	\$6206
	DCK6622ED	22 x 66 x 29	92.5	257	27	\$5095	\$6116
	DCK6022ED	22 x 60 x 29	92.5	233	24	\$4739	\$5687
Standard with full to floor file/file pedestal on left and box/box/file pedestal on right . Center is open Pedestals lock. One pencil tray. Shipped assembled in 1 carton.							
 Kneespace Credenza	DCK8424DE	24 x 84 x 29	92.5	348	34	\$6580	\$7895
	DCK7824DE	24 x 78 x 29	92.5	319	31	\$6114	\$7336
	DCK7224DE	24 x 72 x 29	100	280	29	\$5646	\$6774
	DCK6624DE	24 x 66 x 29	100	261	27	\$5560	\$6673
	DCK6024DE	24 x 60 x 29	100	238	24	\$5172	\$6205
	DCK8422DE	22 x 84 x 29	92.5	320	34	\$6032	\$7238
	DCK7822DE	22 x 78 x 29	92.5	298	31	\$5605	\$6724
	DCK7222DE	22 x 72 x 29	92.5	280	29	\$5173	\$6206
	DCK6622DE	22 x 66 x 29	92.5	257	27	\$5095	\$6116
	DCK6022DE	22 x 60 x 29	92.5	233	24	\$4739	\$5687
Standard with full to floor box/box/file pedestal on left and file/file pedestal on right . Center is open Pedestals lock. One pencil tray. Shipped assembled in 1 carton.							

Required Specifications

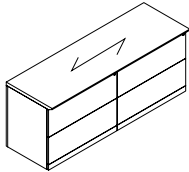
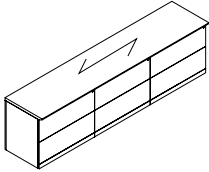
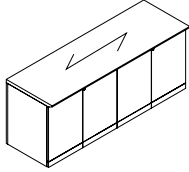
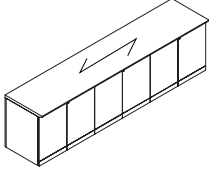
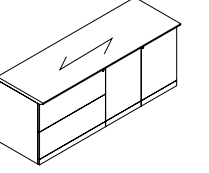
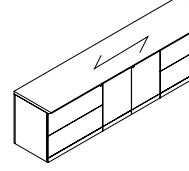

Veneer Finish
Laminate Finish
Handle style

Optional Specifications

Grommet

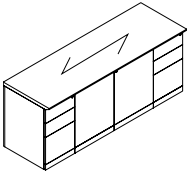
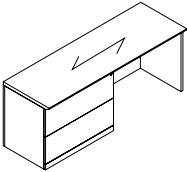
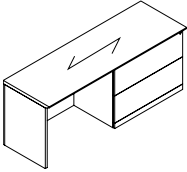
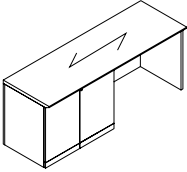
CRENZAS	MODEL#	DIMENSIONS	FREIGHT CLASS	WT/LBS.	CUBIC FT.	veneER/LAMINATE	ALL veneER
 Single Pedestal Credenza - LEFT		D x W x H					
	DCL8424E	24 x 84 x 29	100	315	34	\$4977	\$5973
	DCL7824E	24 x 78 x 29	100	292	31	\$4623	\$5544
	DCL7224E	24 x 72 x 29	100	270	29	\$4268	\$5120
	DCL6624E	24 x 66 x 29	100	247	27	\$4108	\$4930
	DCL6024E	24 x 60 x 29	100	225	24	\$3735	\$4481
	DCL8422E	22 x 84 x 29	100	286	34	\$4563	\$5475
	DCL7822E	22 x 78 x 29	100	265	31	\$4239	\$5088
	DCL7222E	22 x 72 x 29	100	250	29	\$3915	\$4694
	DCL6622E	22 x 66 x 29	100	229	27	\$3767	\$4521
	DCL6022E	22 x 60 x 29	100	208	24	\$3426	\$4108
	Standard with full to floor file/file pedestal on left . Pedestal locks. Shipped assembled in 1 carton.						
	DCR8424E	24 x 84 x 29	100	315	34	\$4977	\$5973
	DCR7824E	24 x 78 x 29	100	292	31	\$4623	\$5544
 Single Pedestal Credenza - RIGHT	DCR7224E	24 x 72 x 29	100	270	29	\$4268	\$5120
	DCR6624E	24 x 66 x 29	100	247	27	\$4108	\$4930
	DCR6024E	24 x 60 x 29	100	225	24	\$3735	\$4481
	DCR8422E	22 x 84 x 29	100	286	34	\$4563	\$5475
	DCR7822E	22 x 78 x 29	100	265	31	\$4239	\$5088
	DCR7222E	22 x 72 x 29	100	250	29	\$3915	\$4694
	DCR6622E	22 x 66 x 29	100	229	27	\$3767	\$4521
	DCR6022E	22 x 60 x 29	100	208	24	\$3426	\$4108
	Standard with full to floor file/file pedestal on right . Pedestal locks. Shipped assembled in 1 carton.						
	DCL8424D	24 x 84 x 29	100	315	34	\$4977	\$5973
	DCL7824D	24 x 78 x 29	100	292	31	\$4623	\$5544
	DCL7224D	24 x 72 x 29	100	270	29	\$4268	\$5120
	DCL6624D	24 x 66 x 29	100	247	27	\$4108	\$4930
	DCL6024D	24 x 60 x 29	100	225	24	\$3735	\$4481
 Single Pedestal Credenza - LEFT	DCL8422D	22 x 84 x 29	100	286	34	\$4563	\$5475
	DCL7822D	22 x 78 x 29	100	265	31	\$4239	\$5088
	DCL7222D	22 x 72 x 29	100	250	29	\$3915	\$4694
	DCL6622D	22 x 66 x 29	100	229	27	\$3767	\$4521
	DCL6022D	22 x 60 x 29	100	208	24	\$3426	\$4108
	Standard with full to floor box/box/file pedestal on left . Pedestal locks. Shipped assembled in 1 carton.						
	DCR8424D	24 x 84 x 29	100	315	34	\$4977	\$5973
	DCR7824D	24 x 78 x 29	100	292	31	\$4623	\$5544
	DCR7224D	24 x 72 x 29	100	270	29	\$4268	\$5120
	DCR6624D	24 x 66 x 29	100	247	27	\$4108	\$4930
	DCR6024D	24 x 60 x 29	100	225	24	\$3735	\$4481
	DCR8422D	22 x 84 x 29	100	286	34	\$4563	\$5475
	DCR7822D	22 x 78 x 29	100	265	31	\$4239	\$5088
	DCR7222D	22 x 72 x 29	100	250	29	\$3915	\$4694
	DCR6622D	22 x 66 x 29	100	229	27	\$3767	\$4521
 Single Pedestal Credenza - RIGHT	DCR6022D	22 x 60 x 29	100	208	24	\$3426	\$4108
	Standard with full to floor box/box/file pedestal on right . Pedestal locks. Shipped assembled in 1 carton.						

Required Specifications	Optional Specifications
Veneer Finish	Grommet
Laminate Finish	
Handle style	

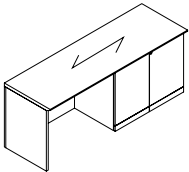
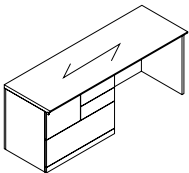
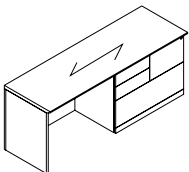
CREDENZAS	MODEL#	DIMENSIONS	FREIGHT CLASS	WT/LBS.	CUBIC FT.	veneer/LAMINATE	ALL VENEER
		D x W x H					
	DC7224FF	24 x 72 x 29	92.5	328	29	\$6864	\$8241
	DC7222FF	22 x 72 x 29	92.5	300	27	\$6297	\$7553
	DC6024NN	24 x 60 x 29	92.5	273	24	\$6296	\$7552
	DC6022NN	22 x 60 x 29	100	218	22	\$5775	\$6932
	Two 2-drawer lateral files side-by-side. Locking drawers. Anti-lock tilt suspension. Not for stacking materials on lateral file drawer bottom. Shipped assembled in 1 carton. • “FF” models use two 36” wide lateral files, “NN” models use 30” wide.						
	DC10824FFF	24 x 108 x 29	92.5	457	44	\$12077	\$14491
	DC10822FFF	22 x 108 x 29	92.5	435	40	\$11069	\$13283
	DC9024NNN	24 x 90 x 29	92.5	381	36	\$10067	\$12079
	DC9022NNN	22 x 90 x 29	92.5	372	33	\$9230	\$11076
	Three 2-drawer lateral files side-by-side. Locking drawers. Anti-lock tilt suspension. Not for stacking materials on lateral file drawer bottom. Shipped assembled in 1 carton. • “FFF” models use two 36” wide lateral files, “NNN” models use 30” wide.						
	DC7224GG	24 x 72 x 29	92.5	300	29	\$5097	\$6118
	DC7222GG	22 x 72 x 29	92.5	277	27	\$4673	\$5607
	DC6024MM	24 x 60 x 29	92.5	254	24	\$4673	\$5607
	DC6022MM	22 x 60 x 29	92.5	232	22	\$4285	\$5142
	Two 2-door storage cabinets side-by-side. Locking doors. Self-closing hinged doors cover one adjustable shelf. Shipped assembled in 1 carton. • “GG” models use two 36” wide storage cabinets, “MM” models use 30” wide.						
	DC10824GGG	24 x 108 x 29	100	392	44	\$9629	\$11555
	DC10822GGG	22 x 108 x 29	100	348	40	\$8826	\$10591
	DC9024MMM	24 x 90 x 29	100	326	36	\$8025	\$9630
	DC9022MMM	22 x 90 x 29	100	302	33	\$7360	\$8830
	Three 2-door storage cabinets side-by-side. Locking doors. Self-closing hinged doors cover one adjustable shelf. Shipped assembled in 1 carton. • “GGG” models use two 36” wide storage cabinets, “MMM” models use 30” wide.						
	DCF7224	24 x 72 x 29	92.5	305	29	\$5372	\$6447
	DCF7222	22 x 72 x 29	92.5	285	27	\$4925	\$5911
	DCF6024	24 x 60 x 29	92.5	254	24	\$4478	\$5372
	DCF6022	22 x 60 x 29	92.5	233	22	\$4104	\$4923
	One 2-drawer lateral file and one storage cabinet. Locking door/drawers. Storage cabinet includes one adjustable shelf. Anti-lock tilt suspension. Not for stacking materials on lateral file drawer bottom. Shipped assembled in 1 carton.						
	DC10824FGF	24 x 108 x 29	92.5	392	44	\$11264	\$13517
	DC10822FGF	22 x 108 x 29	92.5	348	40	\$10321	\$12388
	DC9024NMN	24 x 90 x 29	92.5	326	36	\$9386	\$11264
	DC9022NMN	22 x 90 x 29	92.5	302	33	\$8606	\$10327
	One 2-drawer lateral file and one storage cabinet. Locking door/drawers. Storage cabinet includes one adjustable shelf. Anti-lock tilt suspension. Not for stacking materials on lateral file drawer bottom. Shipped assembled in 1 carton. • “FGF” models use two 36” wide lateral files and one 36” wide storage cabinet, “NMN” models use 30” wide.						

Required Specifications

Veneer Finish
Laminate Finish
Handle style

CREDENZAS	MODEL#	DIMENSIONS	FREIGHT CLASS	WT/LBS.	CUBIC FT.	veneER/LAMINATE	ALL veneER
 Vertical File/Storage Cabinet Credenza		D x W x H					
	DCD7224D	24 x 72 x 29	92.5	319	29	\$6297	\$7553
	DCD7222D	22 x 72 x 29	92.5	298	24	\$5775	\$6932
	DCD6024D	24 x 60 x 29	92.5	266	24	\$5775	\$6932
	DCD6022D	22 x 60 x 29	92.5	246	20	\$5292	\$6353
	Two box/box/file vertical files and one storage cabinet. Locking door/drawers. Storage cabinet includes one adjustable shelf. One pencil tray. Shipped assembled in 1 carton.						
 Kneespace Lateral File Credenza - LEFT*	DCL8424F	24 x 84 x 29	100	305	34	\$5782	\$6939
	DCL7824F	24 x 78 x 29	100	285	31	\$5370	\$6446
	DCL7224F	24 x 72 x 29	100	261	29	\$4956	\$5947
	DCL6624F	24 x 66 x 29	100	239	27	\$4772	\$5725
	DCL6024F	24 x 60 x 29	100	218	24	\$4335	\$5202
	DCL8422F	22 x 84 x 29	100	266	31	\$5306	\$6365
	DCL7822F	22 x 78 x 29	100	245	29	\$4923	\$5909
	DCL7222F	22 x 72 x 29	100	230	27	\$4548	\$5458
	DCL6622F	22 x 66 x 29	100	209	24	\$4377	\$5253
	DCL6022F	22 x 60 x 29	100	188	22	\$3975	\$4769
	One 2-drawer lateral file on the left . Locking drawers. Anti-lock tilt suspension. Not for stacking materials on lateral file drawer bottom. Shipped assembled in 1 carton.						
	DCR8424F	24 x 84 x 29	100	305	34	\$5782	\$6939
	DCR7824F	24 x 78 x 29	100	285	31	\$5370	\$6446
	DCR7224F	24 x 72 x 29	100	261	29	\$4956	\$5947
 Kneespace Lateral File Credenza - RIGHT*	DCR6624F	24 x 66 x 29	100	239	27	\$4772	\$5725
	DCR6024F	24 x 60 x 29	100	218	24	\$4335	\$5202
	DCR8422F	22 x 84 x 29	100	266	31	\$5306	\$6365
	DCR7822F	22 x 78 x 29	100	245	29	\$4923	\$5909
	DCR7222F	22 x 72 x 29	100	230	27	\$4548	\$5458
	DCR6622F	22 x 66 x 29	100	209	24	\$4377	\$5253
	DCR6022F	22 x 60 x 29	100	188	22	\$3975	\$4769
	One 2-drawer lateral file on the right . Locking drawers. Anti-lock tilt suspension. Not for stacking materials on lateral file drawer bottom. Shipped assembled in 1 carton.						
	DCL8424G	24 x 84 x 29	100	338	34	\$5189	\$6229
	DCL7824G	24 x 78 x 29	92.5	314	31	\$4822	\$5787
	DCL7224G	24 x 72 x 29	92.5	290	29	\$4450	\$5340
	DCL6624G	24 x 66 x 29	100	266	27	\$4284	\$5140
	DCL6024G	24 x 60 x 29	92.5	242	24	\$3897	\$4677
	DCL8422G	22 x 84 x 29	100	266	31	\$4765	\$5720
	DCL7822G	22 x 78 x 29	100	245	29	\$4423	\$5310
 Kneespace Storage Cabinet Credenza - LEFT	DCL7222G	22 x 72 x 29	100	230	27	\$4082	\$4896
	DCL6622G	22 x 66 x 29	92.5	209	24	\$3927	\$4712
	DCL6022G	22 x 60 x 29	92.5	188	22	\$3576	\$4288
	One storage cabinet on left . Locking doors. Storage cabinet has one adjustable shelf. Shipped assembled in 1 carton.						

Required Specifications	Optional Specifications
Veneer Finish	Grommet*
Laminate Finish	
Handle style	

CRENZAS	MODEL#	DIMENSIONS	FREIGHT CLASS	WT/LBS.	CUBIC FT.	veneer/LAMINATE	ALL VENEER
 <p>Kneespace Storage Cabinet Credenza - RIGHT</p>	D x W x H						
	DCR8424G	24 x 84 x 29	100	338	34	\$5189	\$6229
	DCR7824G	24 x 78 x 29	92.5	314	31	\$4822	\$5787
	DCR7224G	24 x 72 x 29	92.5	290	29	\$4450	\$5340
	DCR6624G	24 x 66 x 29	100	266	27	\$4284	\$5140
	DCR6024G	24 x 60 x 29	92.5	242	24	\$3897	\$4677
	DCR8422G	22 x 84 x 29	100	266	31	\$4765	\$5720
	DCR7822G	22 x 78 x 29	100	245	29	\$4423	\$5310
	DCR7222G	22 x 72 x 29	100	230	27	\$4082	\$4896
	DCR6622G	22 x 66 x 29	92.5	209	24	\$3927	\$4712
	DCR6022G	22 x 60 x 29	92.5	188	22	\$3576	\$4288
One storage cabinet on right . Locking doors. Storage cabinet has one adjustable shelf. Shipped assembled in 1 carton.							
 <p>Mixed Storage Credenza - LEFT</p>	DCL8424Z	24 x 84 x 29	100	338	34	\$6315	\$7579
	DCL7824Z	24 x 78 x 29	92.5	314	31	\$5864	\$7036
	DCL7224Z	24 x 72 x 29	92.5	290	29	\$5415	\$6496
	DCL6624Z	24 x 66 x 29	100	266	27	\$5212	\$6254
	DCL6024Z	24 x 60 x 29	92.5	242	24	\$4737	\$5682
	DCL8422Z	22 x 84 x 29	92.5	309	31	\$5788	\$6947
	DCL7822Z	22 x 78 x 29	100	287	29	\$5376	\$6451
	DCL7222Z	22 x 72 x 29	92.5	270	27	\$4964	\$5956
	DCL6622Z	22 x 66 x 29	92.5	248	24	\$4778	\$5732
	DCL6022Z	22 x 60 x 29	92.5	225	22	\$4343	\$5212
Standard with two box drawers, one file drawer, and one 36"W lateral file drawer on the left . File drawer and lateral file drawer lock. Front-to-back and side-to-side filing. Not for stacking materials on lateral file drawer bottom. Shipped assembled in 1 carton.							
 <p>Mixed Storage Credenza - RIGHT</p>	DCR8424Z	24 x 84 x 29	100	338	34	\$6315	\$7579
	DCR7824Z	24 x 78 x 29	92.5	314	31	\$5864	\$7036
	DCR7224Z	24 x 72 x 29	92.5	290	29	\$5415	\$6496
	DCR6624Z	24 x 66 x 29	100	266	27	\$5212	\$6254
	DCR6024Z	24 x 60 x 29	92.5	242	24	\$4737	\$5682
	DCR8422Z	22 x 84 x 29	92.5	309	31	\$5788	\$6947
	DCR7822Z	22 x 78 x 29	100	287	29	\$5377	\$6452
	DCR7222Z	22 x 72 x 29	92.5	270	27	\$4964	\$5956
	DCR6622Z	22 x 66 x 29	92.5	248	24	\$4778	\$5732
	DCR6022Z	22 x 60 x 29	92.5	225	22	\$4343	\$5212
Standard with two box drawers, one file drawer, and one 36"W lateral file drawer on the right . File drawer and lateral file drawer lock. Front-to-back and side-to-side filing. Not for stacking materials on lateral file drawer bottom. Shipped assembled in 1 carton.							

Required Specifications

Veneer Finish
Laminate Finish
Handle style

Optional Specifications

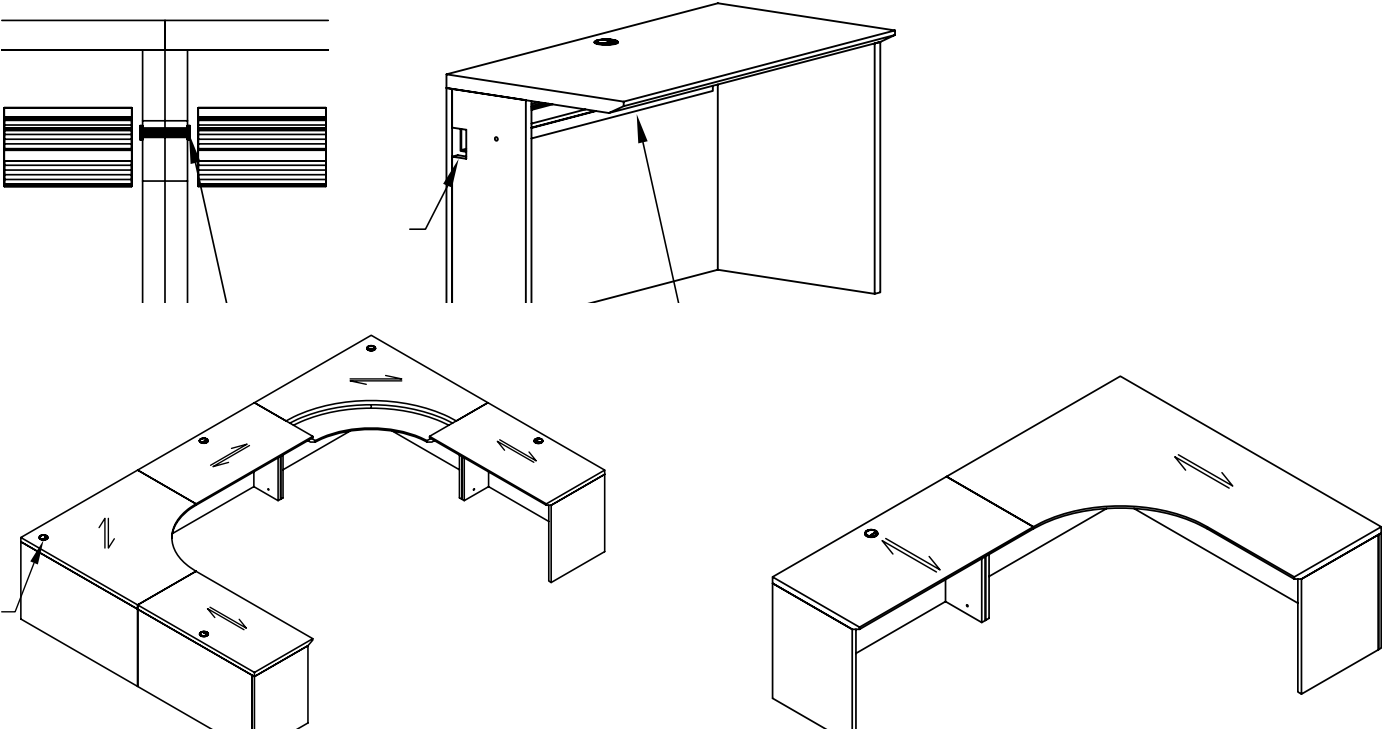
Grommet

D

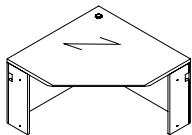
DUFFERIN

CORNERS	MODEL#	DIMENSIONS	FREIGHT CLASS	WT/LBS.	CUBIC FT.	veneer/LAMINATE	ALL VENEER
D x W x H							

- A Corner Desk is used to connect to a Linking Bridge and Linking Credenza, or Connectable Table
- Cable management tray is included.
- Full Modesty Panel option.
- 5-Sided Corners include a GM1 grommet in the top center position. Grommets are available as an option on Extended Corners.
- Hand of Linking Credenza is determined by location of full end panel from user side.
- Hand of Extended Corner is determined by location of long narrow end from user side.
- Connecting sides feature a self edge.



5-SIDED CORNERS	MODEL#	DIMENSIONS	FREIGHT CLASS	WT/LBS.	CUBIC FT.	veneer/LAMINATE	ALL VENEER
-----------------	--------	------------	---------------	---------	-----------	-----------------	------------

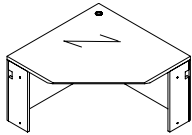


5-Sided Corner

DE484824	48 x 48 x 29	150	201	39	\$3017	\$3619
DE424224	42 x 42 x 29	150	155	30	\$2314	\$2774
DE363624	36 x 36 x 29	125	135	22	\$2199	\$2639

Connects to **24"D** connectables, returns, extended corners, storage/lateral file credenzas, credenzas and bridges. Includes grommet and installed horizontal wire management. Narrow end panels on left and right. Shipped assembled in 1 carton.

- *Not freestanding*




5-Sided Corner

DE484822	48 x 48 x 29	150	196	39	\$3017	\$3619
DE424222	42 x 42 x 29	150	150	30	\$2314	\$2774
DE363622	36 x 36 x 29	150	130	22	\$2199	\$2639

Connects to **22"D** connectables, returns, extended corners, storage/lateral file credenzas, credenzas and bridges. Includes grommet and installed horizontal wire management. Narrow end panels on left and right. Shipped assembled in 1 carton.


- *Not freestanding*

Required Specifications	Optional Specifications
Veneer Finish	Additional grommet
Laminate Finish	

LEFT EXTENDED CORNERS	MODEL#	DIMENSIONS	FREIGHT CLASS	WT/LBS.	CUBIC FT.	veneer/LAMINATE	ALL VENEER
		D x W x H					
	DEKL964824	24-48 x 96 x 29	150	387	77	\$5021	\$6022
	DEKL904824	24-48 x 90 x 29	150	363	73	\$4669	\$5602
	DEKL844824	24-48 x 84 x 29	150	338	68	\$4663	\$5597
	DEKL784824	24-48 x 78 x 29	150	314	63	\$4589	\$5505
	DEKL724824	24-48 x 72 x 29	150	290	58	\$4302	\$5163
	DEKL664824	24-48 x 66 x 29	150	266	52	\$4069	\$4881
	DEKL604824	24-48 x 60 x 29	150	242	48	\$3770	\$4522

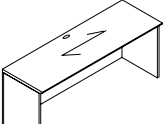
Left Extended Corner

Extended worksurface on **left**. **Full end panel on left, narrow end panel on right**. Connects to Linking Bridges, Extended Corners and Connectable Tables. Shipped assembled in 1 carton.

RIGHT EXTENDED CORNERS	MODEL#	DIMENSIONS	FREIGHT CLASS	WT/LBS.	CUBIC FT.	veneer/LAMINATE	ALL VENEER
	DEKR489624	24-48 x 96 x 29	150	387	77	\$5021	\$6022
	DEKR489024	24-48 x 90 x 29	150	363	73	\$4669	\$5602
	DEKR488424	24-48 x 84 x 29	150	338	68	\$4663	\$5597
	DEKR487824	24-48 x 78 x 29	150	314	63	\$4589	\$5505
	DEKR487224	24-48 x 72 x 29	150	290	58	\$4302	\$5163
	DEKR486624	24-48 x 66 x 29	150	266	52	\$4069	\$4881
	DEKR486024	24-48 x 60 x 29	150	242	48	\$3770	\$4522

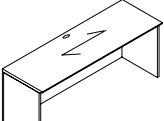
Right Extended Corner

Extended worksurface on **right**. **Full end panel on right, narrow end panel on left**. Connects to Linking Bridges, Extended Corners and Connectable Tables. Shipped assembled in 1 carton.

FREESTANDING TABLES	MODEL#	DIMENSIONS	FREIGHT CLASS	WT/LBS.	CUBIC FT.	veneer/LAMINATE	ALL VENEER
	DVT9624	24 x 96 x 29	150	213	39	\$2993	\$3591
	DVT9024	24 x 90 x 29	150	199	36	\$2805	\$3366
	DVT8424	24 x 84 x 29	150	186	34	\$2619	\$3143
	DVT7824	24 x 78 x 29	150	173	31	\$2433	\$2920
	DVT7224	24 x 72 x 29	150	160	29	\$2246	\$2693
	DVT6624	24 x 66 x 29	150	146	27	\$2111	\$2534
	DVT6024	24 x 60 x 29	150	133	24	\$1977	\$2372
	DVT5424	24 x 54 x 29	150	128	22	\$1870	\$2242
	DVT4824	24 x 48 x 29	125	120	19	\$1757	\$2109
	DVT4224	24 x 42 x 29	125	104	17	\$1488	\$1788
	DVT3624	24 x 36 x 29	150	88	15	\$1441	\$1729
	DVT3024	24 x 30 x 29	125	82	12	\$1414	\$1697
	DVT2424	24 x 24 x 29	125	65	10	\$1188	\$1425

24" Deep Freestanding Table

Two full end panels. **Cannot be connected on left or right side**. Shipped assembled in 1 carton.

	DVT9622	22 x 96 x 29	150	193	35	\$2852	\$3423
	DVT9022	22 x 90 x 29	150	181	33	\$2670	\$3207
	DVT8422	22 x 84 x 29	150	169	31	\$2498	\$2996
	DVT7822	22 x 78 x 29	150	157	29	\$2316	\$2779
	DVT7222	22 x 72 x 29	150	145	27	\$2140	\$2565
	DVT6622	22 x 66 x 29	150	138	24	\$2010	\$2411
	DVT6022	22 x 60 x 29	150	130	22	\$1883	\$2261
	DVT5422	22 x 54 x 29	125	123	20	\$1777	\$2137
	DVT4822	22 x 48 x 29	125	115	18	\$1676	\$2013
	DVT4222	22 x 42 x 29	125	100	16	\$1418	\$1702
	DVT3622	22 x 36 x 29	125	85	13	\$1374	\$1647
	DVT3022	22 x 30 x 29	125	80	11	\$1346	\$1613
	DVT2422	22 x 24 x 29	125	64	9	\$1130	\$1357

22" Deep Freestanding Table

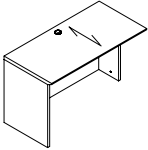
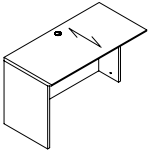
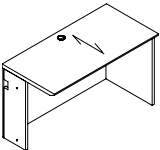
Two full end panels. **Cannot be connected on left or right side**. Shipped assembled in 1 carton.

Required Specifications

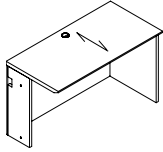
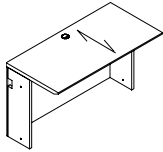
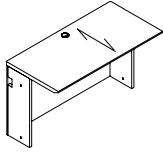
Veneer Finish
Laminate Finish

Optional Specifications

Grommet

CONNECTABLE TABLES	MODEL#	DIMENSIONS	FREIGHT CLASS	WT/LBS.	CUBIC FT.	veneer/LAMINATE	ALL veneer
		D x W x H					
	DVL9624CG	24 x 96 x 29	150	200	39	\$3312	\$3974
	DVL9024CG	24 x 90 x 29	150	187	36	\$3101	\$3721
	DVL8424CG	24 x 84 x 29	150	174	34	\$2896	\$3476
	DVL7824CG	24 x 78 x 29	150	162	31	\$2686	\$3221
	DVL7224CG	24 x 72 x 29	150	149	29	\$2482	\$2978
	DVL6624CG	24 x 66 x 29	150	141	27	\$2328	\$2794
	DVL6024CG	24 x 60 x 29	150	132	24	\$2176	\$2613
	DVL5424CG	24 x 54 x 29	150	121	22	\$2054	\$2460
	DVL4824CG	24 x 48 x 29	125	115	19	\$1928	\$2315
	DVL4224CG	24 x 42 x 29	150	99	17	\$1629	\$1955
	DVL3624CG	24 x 36 x 29	150	83	15	\$1569	\$1886
	DVL3024CG	24 x 30 x 29	125	77	12	\$1542	\$1850
	DVL2424CG	24 x 24 x 29	125	61	10	\$1296	\$1553
Full end panel on left. Right narrow end panel connects to 24 inch D center/right connectable table; 24 inch D extended corners, 24 inch D 5-sided corners; Grommet in worksurface. Shipped assembled in 1 carton. <ul style="list-style-type: none">To remove cross grain veneer pattern on top, delete suffix "CG" from the model number. Available as a special - no upcharge.							
	DVL9622CG	22 x 96 x 29	150	187	39	\$3151	\$3780
	DVL9022CG	22 x 90 x 29	150	175	36	\$2957	\$3549
	DVL8422CG	22 x 84 x 29	150	163	34	\$2760	\$3312
	DVL7822CG	22 x 78 x 29	150	152	31	\$2560	\$3070
	DVL7222CG	22 x 72 x 29	150	140	29	\$2364	\$2836
	DVL6622CG	22 x 66 x 29	150	133	27	\$2221	\$2664
	DVL6022CG	22 x 60 x 29	150	125	24	\$2074	\$2490
	DVL5422CG	22 x 54 x 29	150	113	22	\$1960	\$2351
	DVL4822CG	22 x 48 x 29	125	110	19	\$1842	\$2209
	DVL4222CG	22 x 42 x 29	150	95	17	\$1555	\$1863
	DVL3622CG	22 x 36 x 29	125	80	15	\$1495	\$1795
	DVL3022CG	22 x 30 x 29	125	75	12	\$1469	\$1766
	DVL2422CG	22 x 24 x 29	125	60	10	\$1236	\$1483
Full end panel on left. Right narrow end panel connects to 22 inch D center/right connectable table; 22 inch D 5-sided corners; Grommet in worksurface. Shipped assembled in 1 carton. <ul style="list-style-type: none">To remove cross grain veneer pattern on top, delete suffix "CG" from the model number. Available as a special - no upcharge.							
	DVR9624CG	24 x 96 x 29	150	200	39	\$3312	\$3974
	DVR9024CG	24 x 90 x 29	150	187	36	\$3101	\$3721
	DVR8424CG	24 x 84 x 29	150	174	34	\$2896	\$3476
	DVR7824CG	24 x 78 x 29	150	162	31	\$2686	\$3221
	DVR7224CG	24 x 72 x 29	150	149	29	\$2482	\$2978
	DVR6624CG	24 x 66 x 29	150	141	27	\$2328	\$2794
	DVR6024CG	24 x 60 x 29	150	132	24	\$2173	\$2609
	DVR5424CG	24 x 54 x 29	150	121	22	\$2054	\$2460
	DVR4824CG	24 x 48 x 29	125	115	19	\$1930	\$2316
	DVR4224CG	24 x 42 x 29	150	99	17	\$1629	\$1955
	DVR3624CG	24 x 36 x 29	150	83	15	\$1569	\$1886
	DVR3024CG	24 x 30 x 29	125	77	12	\$1542	\$1850
	DVR2424CG	24 x 24 x 29	125	61	10	\$1296	\$1553
Full end panel on right. Left narrow end panel connects to 24 inch D center/left connectable table; 24 inch D extended corners, 24 inch D 5-sided corners; Grommet in worksurface. Shipped assembled in 1 carton. <ul style="list-style-type: none">To remove cross grain veneer pattern on top, delete suffix "CG" from the model number. Available as a special - no upcharge.							

Required Specifications	Optional Specifications
Veneer Finish	Additional grommet
Laminate Finish	

CONNECTABLE TABLES	MODEL#	DIMENSIONS	FREIGHT CLASS	WT/LBS.	CUBIC FT.	VENEER/LAMINATE	ALL VENEER
		D x W x H					
	DVR9622CG	22 x 96 x 29	150	187	39	\$3151	\$3780
	DVR9022CG	22 x 90 x 29	150	175	36	\$2957	\$3549
	DVR8422CG	22 x 84 x 29	150	163	34	\$2760	\$3312
	DVR7822CG	22 x 78 x 29	150	152	31	\$2560	\$3070
	DVR7222CG	22 x 72 x 29	150	140	29	\$2364	\$2836
	DVR6622CG	22 x 66 x 29	150	133	27	\$2221	\$2664
	DVR6022CG	22 x 60 x 29	150	125	24	\$2074	\$2490
	DVR5422CG	22 x 54 x 29	150	113	22	\$1960	\$2351
	DVR4822CG	22 x 48 x 29	125	110	19	\$1842	\$2209
	DVR4222CG	22 x 42 x 29	150	95	17	\$1555	\$1863
	DVR3622CG	22 x 36 x 29	125	80	15	\$1495	\$1795
	DVR3022CG	22 x 30 x 29	125	75	12	\$1469	\$1766
	DVR2422CG	22 x 24 x 29	125	60	10	\$1236	\$1483
Full end panel on right. Left narrow end panel connects to 22"D center/left connectable table; 22"D 5-sided corners; Grommet in worksurface. Shipped assembled in 1 carton. <ul style="list-style-type: none"> To remove cross grain veneer pattern on top, delete suffix "CG" from the model number. Available as a special - no upcharge. 							
	DV9624CG	24 x 96 x 29	150	197	39	\$3233	\$3877
	DV9024CG	24 x 90 x 29	150	185	36	\$3034	\$3641
	DV8424CG	24 x 84 x 29	150	173	34	\$2831	\$3398
	DV7824CG	24 x 78 x 29	150	160	31	\$2629	\$3154
	DV7224CG	24 x 72 x 29	150	145	29	\$2424	\$2908
	DV6624CG	24 x 66 x 29	150	136	27	\$2453	\$2945
	DV6024CG	24 x 60 x 29	150	123	24	\$2117	\$2539
	DV5424CG	24 x 54 x 29	150	119	22	\$1992	\$2392
	DV4824CG	24 x 48 x 29	150	107	19	\$1871	\$2246
	DV4224CG	24 x 42 x 29	150	91	17	\$1569	\$1886
	DV3624CG	24 x 36 x 29	150	76	15	\$1514	\$1815
	DV3024CG	24 x 30 x 29	150	70	12	\$1483	\$1777
	DV2424CG	24 x 24 x 29	150	53	10	\$1245	\$1494
Narrow end panels on left and right connects to 24"D connectable table; 24"D extended corners, 24"D 5-sided corners; Grommet in worksurface. Shipped assembled in 1 carton. <ul style="list-style-type: none"> To remove cross grain veneer pattern on top, delete suffix "CG" from the model number. Available as a special - no upcharge. 							
	DV9622CG	22 x 96 x 29	150	181	35	\$3079	\$3694
	DV9022CG	22 x 90 x 29	150	169	33	\$2891	\$3468
	DV8422CG	22 x 84 x 29	150	157	31	\$2693	\$3233
	DV7822CG	22 x 78 x 29	150	145	29	\$2503	\$3004
	DV7222CG	22 x 72 x 29	150	133	27	\$2305	\$2767
	DV6622CG	22 x 66 x 29	150	126	24	\$2162	\$2594
	DV6022CG	22 x 60 x 29	150	118	22	\$2022	\$2428
	DV5422CG	22 x 54 x 29	150	111	20	\$1898	\$2276
	DV4822CG	22 x 48 x 29	150	103	18	\$1780	\$2139
	DV4222CG	22 x 42 x 29	150	88	16	\$1490	\$1790
	DV3622CG	22 x 36 x 29	150	73	13	\$1440	\$1728
	DV3022CG	22 x 30 x 29	125	68	11	\$1412	\$1693
	DV2422CG	22 x 24 x 29	150	52	9	\$1184	\$1420
Narrow end panels on left and right connects to 22"D connectable table; 22"D extended corners, 22"D 5-sided corners; Grommet in worksurface. Shipped assembled in 1 carton. <ul style="list-style-type: none"> To remove cross grain veneer pattern on top, delete suffix "CG" from the model number. Available as a special - no upcharge. 							

Required Specifications

Veneer Finish
Laminate Finish

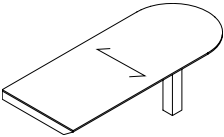
Optional Specifications

Additional grommet

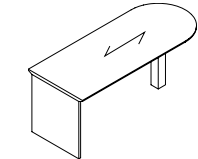
D

DUFFERIN

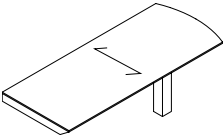
"D" ISLANDS



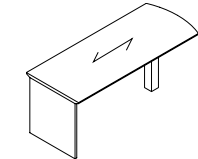
"D" Island with Monopost



"D" Island - Full End Panel* (T-Base) & Monopost



"D" Island with Monopost, Bow End



"D" Island - Full End Panel, Bow End (T-Base) & Monopost

MODEL#	DIMENSIONS	FREIGHT CLASS	WT/LBS.	CUBIC FT.	veneER/LAMINATE	ALL veneER
D x W x H						
DRD8436CG	36 x 84 x 29	250	135	51	N/A	\$3052
DRD7236CG	36 x 72 x 29	250	121	44	N/A	\$2613
DRD7230CG	30 x 72 x 29	250	99	36	N/A	\$2446
DRD6636CG	36 x 66 x 29	250	99	40	N/A	\$2446
DRD6030CG	30 x 60 x 29	250	83	30	N/A	\$2276

Attaches to edge of worksurfaces with Dufferin knife (molding) edge. Attaching hardware included. Shipped RTA (ready to assemble).

DDD8436	36 x 84 x 29	125	343	51	\$4843	\$5813
DDD7236	36 x 72 x 29	125	294	44	\$4151	\$4978
DDD7230	30 x 72 x 29	125	264	36	\$3858	\$4628
DDD6636	36 x 66 x 29	125	245	40	\$3858	\$4628
DDD6030	30 x 60 x 29	125	225	30	\$3709	\$4448

Connects to Linking Bridges or Executive Returns. Attaching hardware included. **Not freestanding.** Shipped RTA (ready to assemble).

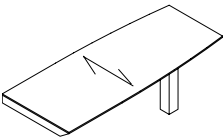
DRDBE8436CG	36 x 84 x 29	250	135	51	N/A	\$3052
DRDBE7236CG	36 x 72 x 29	250	121	44	N/A	\$2613
DRDBE7230CG	30 x 72 x 29	250	99	36	N/A	\$2446
DRDBE6636CG	36 x 66 x 29	250	99	40	N/A	\$2446
DRDBE6030CG	30 x 60 x 29	250	83	30	N/A	\$2276

Attaches to edge of worksurfaces with Dufferin knife (molding) edge. Attaching hardware included. Shipped RTA (ready to assemble).

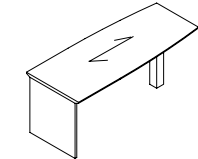
DDDBE8436	36 x 84 x 29	125	343	51	\$4842	\$5810
DDDBE7236	36 x 72 x 29	125	294	44	\$4151	\$4978
DDDBE7230	30 x 72 x 29	125	264	36	\$3857	\$4627
DDDBE6636	36 x 66 x 29	125	245	40	\$3857	\$4627
DDDBE6030	30 x 60 x 29	125	225	30	\$3706	\$4446

Connects to Linking Bridges or Executive Returns. Attaching hardware included. **Not freestanding.** Shipped RTA (ready to assemble).

BOAT SHAPED ISLANDS



Boat Shaped Island with Monopost



Boat Shaped Island - Full End Panel* (T-Base) & Monopost

MODEL#	DIMENSIONS	FREIGHT CLASS	WT/LBS.	CUBIC FT.	veneER/LAMINATE	ALL veneER
DRDBS8442CG	42 x 84 x 29	250	179	59	N/A	\$3552
DRDBS8436CG	36 x 84 x 29	250	155	51	N/A	\$3052
DRDBS7236CG	36 x 72 x 29	250	141	44	N/A	\$2613
DRDBS7230CG	30 x 72 x 29	250	119	36	N/A	\$2446
DRDBS6636CG	36 x 66 x 29	250	119	40	N/A	\$2446
DRDBS6030CG	30 x 60 x 29	250	103	30	N/A	\$2276

Attaches to edge of worksurfaces with Dufferin knife (molding) edge. Attaching hardware included. Shipped RTA (ready to assemble).

DDDBS8442	42 x 84 x 29	125	414	59	\$5732	\$6880
DDDBS8436	36 x 84 x 29	125	343	51	\$4842	\$5810
DDDBS7236	36 x 72 x 29	125	314	44	\$4151	\$4978
DDDBS7230	30 x 72 x 29	125	284	36	\$3857	\$4627
DDDBS6636	36 x 66 x 29	125	265	40	\$3857	\$4627
DDDBS6030	30 x 60 x 29	100	245	30	\$3706	\$4446

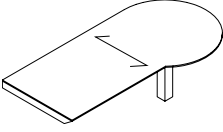

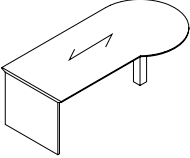
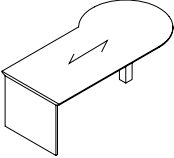
Connects to Linking Bridges or Executive Returns. Attaching hardware included. **Not freestanding.** Shipped RTA (ready to assemble).

Required Specifications

Veneer finish
Laminate finish*
Monopost finish

Optional Specifications

Grommet
Modesty panel
Monopost (Base) upgrade

"P" ISLANDS	MODEL#	DIMENSIONS	FREIGHT CLASS	WT/LBS.	CUBIC FT.	veneer/LAMINATE	ALL VENEER
 <p>"P" Island - LEFT with Monopost</p>		D x W x H					
	DRPL9642CG	42 x 96 x 29	250	239	68	N/A	\$4695
	DRPL8442CG	42 x 84 x 29	250	209	59	N/A	\$4106
	DRPL7242CG	42 x 72 x 29	250	143	51	N/A	\$3525
Attaches to edge of worksurfaces with Dufferin knife (molding) edge. Attaching hardware included. Shipped RTA (ready to assemble).							
 <p>"P" Island - RIGHT with Monopost</p>	DRPR9642CG	42 x 96 x 29	250	239	68	N/A	\$4695
	DRPR8442CG	42 x 84 x 29	250	209	59	N/A	\$4106
	DRPR7242CG	42 x 72 x 29	250	143	51	N/A	\$3525
	Attaches to edge of worksurfaces with Dufferin knife (molding) edge. Attaching hardware included. Shipped RTA (ready to assemble).						
 <p>"P" Island - LEFT with Monopost (T-Base) & Monopost*</p>	DTPL9642	42 x 96 x 29	125	440	68	\$4434	\$5318
	DTPL8442	42 x 84 x 29	125	385	59	\$3878	\$4656
	DTPL7242	42 x 72 x 29	125	319	51	\$3535	\$4241
	Connects to Linking Bridges or Executive Returns. Attaching hardware included. Not freestanding. Shipped RTA (ready to assemble).						
 <p>"P" Island - RIGHT with Monopost (T-Base) & Monopost*</p>	DTPR9642	42 x 96 x 29	125	440	68	\$4434	\$5318
	DTPR8442	42 x 84 x 29	125	385	59	\$3878	\$4656
	DTPR7242	42 x 72 x 29	125	319	51	\$3535	\$4241
	Connects to Linking Bridges or Executive Returns. Attaching hardware included. Not freestanding. Shipped RTA (ready to assemble).						

Required Specifications

Veneer finish
Laminate finish*
Monopost finish

Optional Specifications

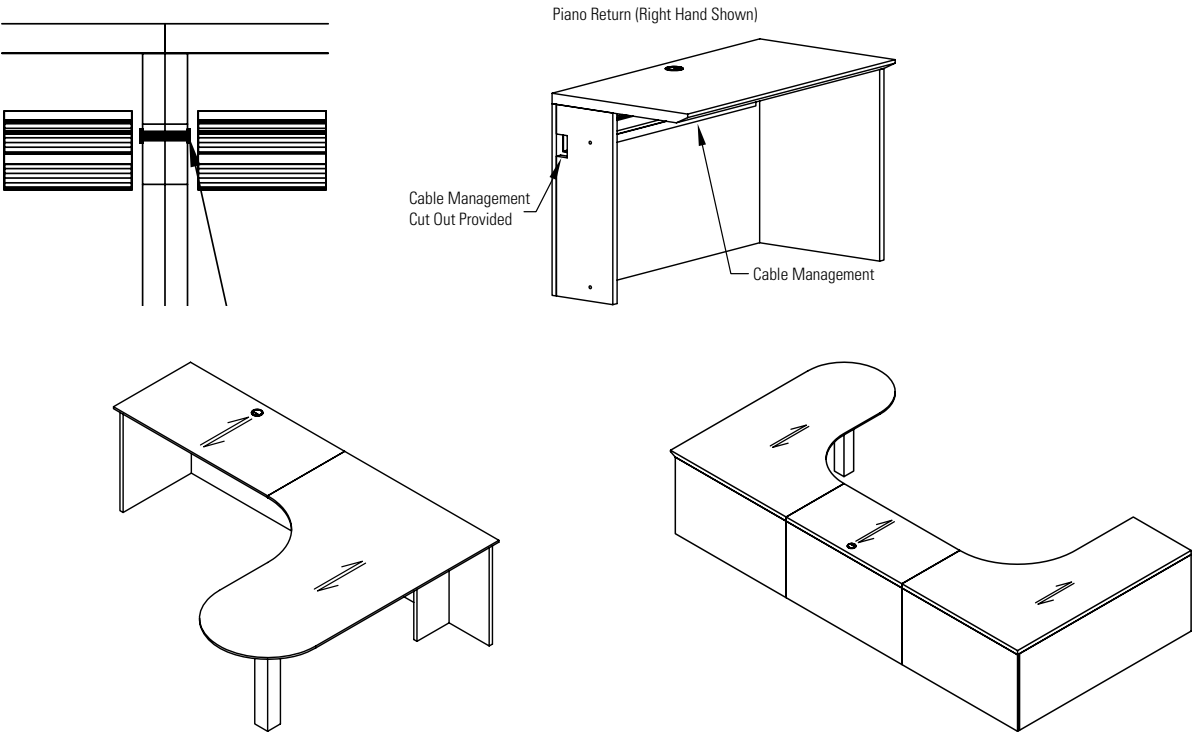
Grommet
Modesty panel
Monopost (Base) upgrade

D

DUFFERIN

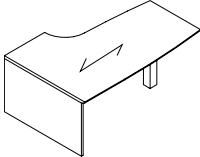
PIANO DESKS	MODEL#	DIMENSIONS	FREIGHT CLASS	WT./LBS.	CUBIC FT.	VENEER/LAMINATE	ALL VENEER
D x W x H							

- Can be ordered as a shell or with pedestals.
- Components include a GM1 grommet in the top center position.
- Hand of Rectangular Desk is determined by location of pedestal from user side.
- Hand of "D" Top is determined by outward orientation of curved end from user projection.
- Hand of "P" Top is determined by outward orientation of conference end from user projection.
- Connectable Tables and Bridges - To remove cross grain veneer pattern on top, delete suffix "CG" from the model number. Available as a special - no upcharge.



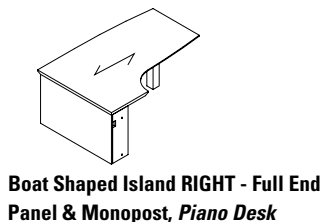
"D" ISLANDS (PIANO DESKS)	MODEL#	DIMENSIONS	FREIGHT CLASS	WT./LBS.	CUBIC FT.	VENEER/LAMINATE	ALL VENEER
	DTDPL96304824	48 x 96 x 29	125	464	77	\$4598	\$5516
	DTDPL84304824	48 x 84 x 29	150	406	68	\$4093	\$4913
	DTDPL72304824	48 x 72 x 29	125	348	58	\$3585	\$4302
Extended island worksurface on the left . Narrow end panel on right connects to 24"D returns or bridges for Piano Desks Only (see above). Not freestanding . Includes installed horizontal wire management. Shipped RTA (ready to assemble).							
	DTDPR96304824	48 x 96 x 29	125	464	77	\$4598	\$5516
	DTDPR84304824	48 x 84 x 29	150	406	68	\$4093	\$4913
	DTDPR72304824	48 x 72 x 29	125	348	58	\$3585	\$4302
Extended island worksurface on the right . Narrow end panel on left connects to 24"D returns or bridges for Piano Desks Only (see above). Not freestanding . Includes installed horizontal wire management. Shipped RTA (ready to assemble).							

Required Specifications	Optional Specifications
Veneer finish	Grommet
Laminate finish	Modesty panel
Monopost finish	Monopost (Base) upgrade

BOAT SHAPED ISLANDS (PIANO DESKS)	MODEL#	DIMENSIONS	FREIGHT CLASS	WT/LBS.	CUBIC FT.	veneer/LAMINATE	ALL VENEER
		D x W x H					
	DTBPL96304824	48 x 96 x 29	125	522	87	\$5465	\$6558
	DTBPL84304824	48 x 84 x 29	125	457	76	\$5465	\$6558
	DTBPL72304824	48 x 72 x 29	125	392	65	\$4772	\$5725


Boat Shaped Island LEFT - Full End Panel & Monopost, Piano Desk

Extended island worksurface on the **left**. Narrow end panel on right connects to **24"D** returns or bridges **for Piano Desks Only** (see pg. 35). **Not freestanding**. Includes installed horizontal wire management. Shipped RTA (ready to assemble).



DTBPR96304824	48 x 96 x 29	125	522	87	\$5465	\$6558
DTBPR84304824	48 x 84 x 29	125	457	76	\$5465	\$6558
DTBPR72304824	48 x 72 x 29	125	392	65	\$4769	\$5724

Extended island worksurface on the **right**. Narrow end panel on left connects to **24"D** returns or bridges **for Piano Desks Only** (see pg. 35). **Not freestanding**. Includes installed horizontal wire management. Shipped RTA (ready to assemble).

"P" ISLANDS (PIANO DESKS)	MODEL#	DIMENSIONS	FREIGHT CLASS	WT/LBS.	CUBIC FT.	veneer/LAMINATE	ALL VENEER
							
	DTPPL96424824	60 x 96 x 29	150	580	97	\$5245	\$6296
	DTPPL84424824	60 x 84 x 29	150	508	85	\$4692	\$5629
	DTPPL72424824	60 x 72 x 29	150	435	73	\$4350	\$5220

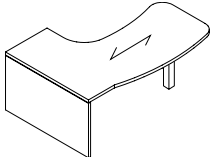
"P" Shaped Island LEFT - Full End Panel & Monopost, Piano Desk

Extended island worksurface on the **left**. Narrow end panel on right connects to **24"D** returns or bridges **for Piano Desks Only** (see pg. 35). **Not freestanding**. Includes installed horizontal wire management. Shipped RTA (ready to assemble).




DTPPR96424824	60 x 96 x 29	150	580	97	\$5241	\$6289
DTPPR84424824	60 x 84 x 29	150	508	85	\$4692	\$5629
DTPPR72424824	60 x 72 x 29	150	435	73	\$4350	\$5220

Extended island worksurface on the **right**. Narrow end panel on left connects to **24"D** returns or bridges **for Piano Desks Only** (see pg. 35). **Not freestanding**. Includes installed horizontal wire management. Shipped RTA (ready to assemble).

DELTA ISLANDS (PIANO DESKS)	MODEL#	DIMENSIONS	FREIGHT CLASS	WT/LBS.	CUBIC FT.	veneer/LAMINATE	ALL VENEER
							
	DBTHPL96304824	54 x 96 x 29	125	531	87	\$4973	\$5968
	DBTHPL84304824	54 x 84 x 29	125	464	76	\$4421	\$5306
	DBTHPL72304824	54 x 72 x 29	125	398	65	\$4081	\$4894

Delta Island LEFT - Full End Panel & Monopost, Piano Desk

Extended island worksurface on the **left**. Narrow end panel on right connects to **24"D** returns or bridges **for Piano Desks Only** (see pg. 35). **Not freestanding**. Includes installed horizontal wire management. Shipped RTA (ready to assemble).



DBTHPR96304824	54 x 96 x 29	125	531	87	\$4973	\$5968
DBTHPR84304824	54 x 84 x 29	125	464	76	\$4421	\$5306
DBTHPR72304824	54 x 72 x 29	125	398	65	\$4081	\$4894

Extended island worksurface on the **right**. Narrow end panel on left connects to **24"D** returns or bridges **for Piano Desks Only** (see pg. 35). **Not freestanding**. Includes installed horizontal wire management. Shipped RTA (ready to assemble).

Required Specifications

Veneer finish
Laminate finish
Monopost finish

Optional Specifications

Grommet
Modesty panel
Monopost (Base) upgrade

CONNECTABLE TABLES - LEFT (FOR PIANO DESKS)

MODEL#

DIMENSIONS

FREIGHT CLASS

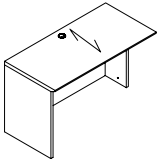
WT/LBS.

CUBIC FT.

veneer/LAMINATE

ALL veneer

D x W x H



24" Deep Connectable Table - LEFT

For Piano Desk

DVEL9624CG	24 x 96 x 29	150	200	39	\$3436	\$4124
DVEL9024CG	24 x 90 x 29	150	187	36	\$3224	\$3871
DVEL8424CG	24 x 84 x 29	150	174	34	\$3006	\$3607
DVEL7824CG	24 x 78 x 29	150	162	31	\$2795	\$3353
DVEL7224CG	24 x 72 x 29	150	149	29	\$2583	\$3100
DVEL6624CG	24 x 66 x 29	150	141	27	\$2416	\$2900
DVEL6024CG	24 x 60 x 29	150	132	24	\$2265	\$2716
DVEL5424CG	24 x 54 x 29	150	121	22	\$2132	\$2559
DVEL4824CG	24 x 48 x 29	125	115	19	\$2008	\$2410
DVEL4224CG	24 x 42 x 29	150	99	17	\$1690	\$2025
DVEL3624CG	24 x 36 x 29	150	83	15	\$1638	\$1963
DVEL3024CG	24 x 30 x 29	125	77	12	\$1752	\$2104
DVEL2424CG	24 x 24 x 29	125	61	10	\$1346	\$1613

Full end panel on left. Right narrow end panel connects to **24"D** right connectable table, "D" islands, Boat shaped islands, "P" islands or Delta islands with "T" bases **for Piano Desks Only**. Grommet in worksurface. Shipped assembled in 1 carton.

- To remove cross grain veneer pattern on top, **delete suffix "CG"** from the model number. Available as a special - no upcharge.

CONNECTABLE TABLES - RIGHT (FOR PIANO DESKS)

MODEL#

DIMENSIONS

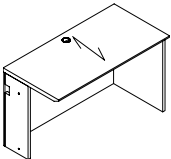
FREIGHT CLASS

WT/LBS.

CUBIC FT.

veneer/LAMINATE

ALL veneer



24" Deep Connectable Table - RIGHT

For Piano Desk

DVER9624CG	24 x 96 x 29	150	200	39	\$3436	\$4124
DVER9024CG	24 x 90 x 29	150	187	36	\$3224	\$3871
DVER8424CG	24 x 84 x 29	150	174	34	\$3006	\$3607
DVER7824CG	24 x 78 x 29	150	162	31	\$2795	\$3353
DVER7224CG	24 x 72 x 29	150	149	29	\$2583	\$3100
DVER6624CG	24 x 66 x 29	150	141	27	\$2416	\$2900
DVER6024CG	24 x 60 x 29	150	132	24	\$2265	\$2716
DVER5424CG	24 x 54 x 29	150	121	22	\$2132	\$2559
DVER4824CG	24 x 48 x 29	125	115	19	\$2008	\$2410
DVER4224CG	24 x 42 x 29	150	99	17	\$1690	\$2025
DVER3624CG	24 x 36 x 29	150	83	15	\$1638	\$1963
DVER3024CG	24 x 30 x 29	125	77	12	\$1621	\$1948
DVER2424CG	24 x 24 x 29	125	61	10	\$1346	\$1613

Full end panel on right. Left narrow end panel connects to **24"D** left connectable table, "D" islands, Boat shaped islands, "P" islands or Delta islands with "T" bases **for Piano Desks Only**. Grommet in worksurface. Shipped assembled in 1 carton..

- To remove cross grain veneer pattern on top, **delete suffix "CG"** from the model number. Available as a special - no upcharge.

BRIDGES (FOR PIANO DESKS)

MODEL#

DIMENSIONS

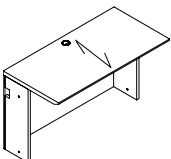
FREIGHT CLASS

WT/LBS.

CUBIC FT.

veneer/LAMINATE

ALL veneer



Flush Bridge

DBTN4824CG	24 x 48 x 29	125	116	19	\$1723	\$2068
DBTN4224CG	24 x 42 x 29	92.5	102	17	\$1448	\$1739
DBTN3624CG	24 x 36 x 29	150	87	15	\$1387	\$1666
DBTN3024CG	24 x 30 x 29	125	73	12	\$1359	\$1633
DBTN2424CG	24 x 24 x 29	150	58	10	\$1143	\$1371
DBTN1824CG	24 x 18 x 29	150	43	8	\$858	\$1029
DBTN1224CG	24 x 12 x 29	150	29	5	\$572	\$690

Full end panel on both sides connects to **24"D** worksurfaces, "D" islands, Boat shaped islands, "P" islands or Delta islands with "T" bases **for Piano Desks Only**. Grommet in worksurface. Shipped assembled in 1 carton.

- To remove cross grain veneer pattern on top, **delete suffix "CG"** from the model number. Available as a special - no upcharge.

Required Specifications

Veneer finish

Laminate finish

Optional Specifications

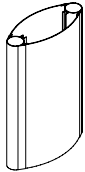
Additional grommet

TABLE DESK	MODEL#	DIMENSIONS	FREIGHT CLASS	WT/LBS.	CUBIC FT.	veneer/LAMINATE	ALL VENEER
		D x W x H					
	DTB8442	42 x 84 x 29	150	272	59	N/A	\$8189
	DTB7842	42 x 78 x 29	150	253	55	N/A	\$7606
	DTB7236	36 x 72 x 29	150	205	44	N/A	\$6019
	DTB7230	30 x 72 x 29	150	192	36	N/A	\$5905
	DTB6636	36 x 66 x 29	150	192	40	N/A	\$5905
	DTB6630	30 x 66 x 29	150	188	33	N/A	\$5790
	DTB6030	30 x 60 x 29	150	171	30	N/A	\$5517

Table Desk**

Four 4" square metal legs. Includes centered pencil drawer. Shipped RTA (ready to assemble).

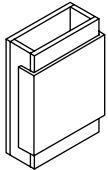
MONOPOST (BASE) UPGRADES	MODEL#	DIMENSIONS	FREIGHT CLASS	WT/LBS.	CUBIC FT.	veneer/LAMINATE	ALL VENEER
--------------------------	--------	------------	---------------	---------	-----------	-----------------	------------



Elliptical Base Upgrade

TE18	5 x 18 x 28	70	30	2	N/A	\$1375
------	-------------	----	----	---	-----	---------------

To replace one standard monopost on Islands ONLY. Must specify at time of order. **Cannot be retrofitted in the field.**



Rectangular Base Upgrade

TPML18	8 x 18 x 28	70	36	2	N/A	\$1440
--------	-------------	----	----	---	-----	---------------

To replace one standard monopost on Islands ONLY. Must specify at time of order. **Cannot be retrofitted in the field. Not sold individually - to be ordered as an upgrade option only.**

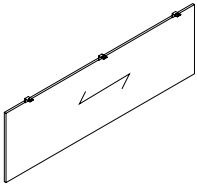
Required Specifications

Veneer Finish
Laminate Finish
Metal finish*

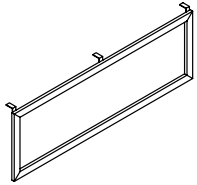
Optional Specifications

Lock**
Veneer top**

MODESTY PANEL OPTIONS



Veneer Modesty Panel Upgrade*



Glass Modesty Panel Upgrade

MODEL#	DIMENSIONS	FREIGHT CLASS	WT/LBS.	CUBIC FT.	LIST PRICE
D x W x H					
CMP72W	0.75 x 67 x 18	--	20	1	\$1728
CMP66W	0.75 x 61 x 18	--	18	1	\$1673
CMP60W	0.75 x 55 x 18	--	16	1	\$1647
CMP54W	0.75 x 49 x 18	--	14	1	\$1619
CMP48W	0.75 x 43 x 18	--	13	1	\$1594

Straight modesty panel. Attaches to underside of worksurface. **Cannot be retrofitted in the field *Not sold individually - to be ordered as an upgrade option only.***

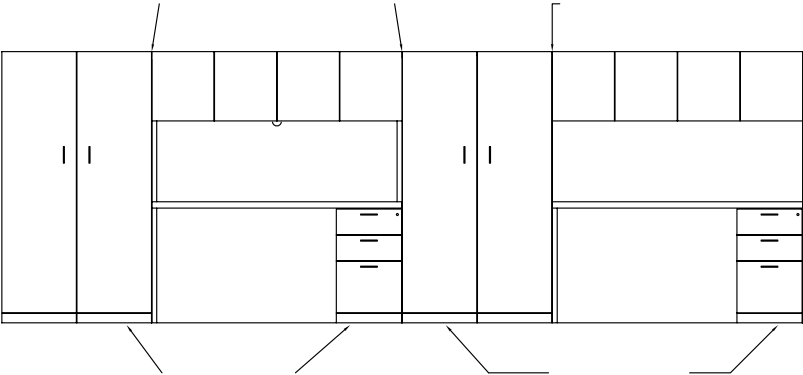
- CMP72W - Specify on "P" Top Islands or 96" x 48" Islands for Piano Desks.
- CMP66W - Specify on 84" x 36" "D" Top Islands.
- CMP60W - Specify on 84" x 42" "P" Top Islands or 84" x 48" Islands for Piano Desks.
- CMP54W - Specify on 72" x 30" "D" Top Islands.
- CMP48W - Specify on 66" x 36" , 60" x 30" "D" Top Islands, 72" x 42" "P" Top Islands or 72" x 48" Islands for Piano Desks.

CMP72G	0.75 x 67 x 18	--	20	1	\$2647
CMP66G	0.75 x 61 x 18	--	18	1	\$2504
CMP60G	0.75 x 55 x 18	--	16	1	\$2289
CMP54G	0.75 x 49 x 18	--	14	1	\$2132
CMP48G	0.75 x 43 x 18	--	13	1	\$2036

Straight modesty panel. Translucent, screened glass. Aluminum box frame construction in Tungsten Only. Attaches to underside of worksurface. **Cannot be retrofitted in the field. *Not sold individually - to be ordered as an upgrade option only.***

- CMP72G - Specify on "P" Top Islands or 96" x 48" Islands for Piano Desks.
- CMP66G - Specify on 84" x 36" "D" Top Islands.
- CMP60G - Specify on 84" x 42" "P" Top Islands or 84" x 48" Islands for Piano Desks.
- CMP54G - Specify on 72" x 30" "D" Top Islands.
- CMP48G - Specify on 66" x 36" , 60" x 30" "D" Top Islands, 72" x 42" "P" Top Islands or 72" x 48" Islands for Piano Desks.
- Tungsten finish on the aluminum box frame closely resembles the existing Tungsten finish.

SIDE BY SIDE COMPONENTS



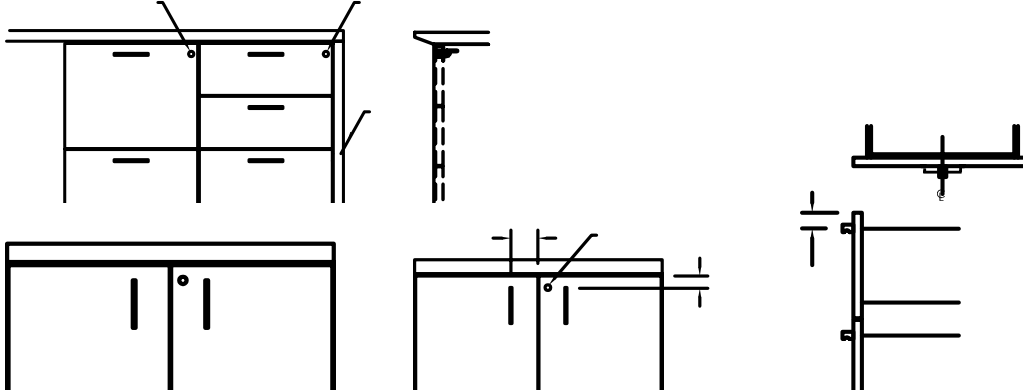
Required Specifications

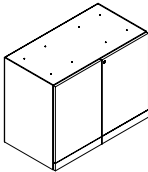
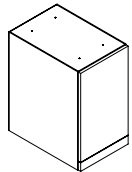
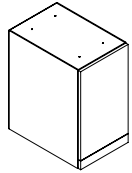
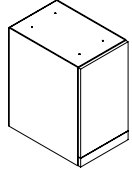
Veneer finish

STORAGE SHELLS - NOTES

D x W x H

- When using Storage Shells, laminate gables will show.
- Credenza shell cannot be completely filled up with storage shells to create a full storage credenza.
- Handle style must be specified.



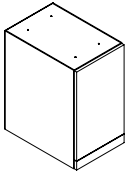
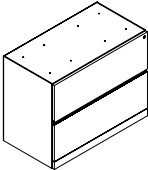
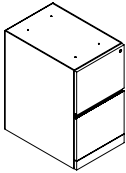
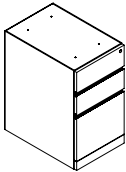
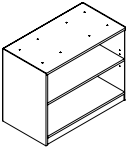
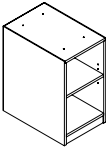
STORAGE SHELLS	MODEL#	DIMENSIONS	FREIGHT CLASS	WT/LBS.	CUBIC FT.	veneer/LAMINATE	ALL VENEER
 <p>Storage Shell</p>	DWG	19.1 x 36.75 x 28	92.5	115	11	\$1685	\$2020
	DWM	19.1 x 31.625 x 28	92.5	96	9	\$1490	\$1790
<p>For use under a freestanding worksurface (22", 24", 30" or 36"D). Top drilled to attach to worksurface. One adjustable shelf. Standard with lock. Shipped assembled in 1 carton.</p> <p>• Unfinished top and back</p>							
 <p>Storage Shell - LEFT</p>	DWWIL	23 x 15.6 x 28	100	53	6	\$1498	\$1797
	DWIL	19.1 x 15.6 x 28	100	45	5	\$1238	\$1484
<p>For use under a freestanding worksurface (22", 24", 30" or 36"D). Top drilled to attach to worksurface. One adjustable shelf. Handle is on the right, door opens to the left. Shipped assembled in 1 carton.</p> <p>• <i>For 22" or 24"D worksurface, order DWIL. For 30" or 36"D worksurface, order DWWIL.</i></p> <p>• Unfinished top and back</p>							
 <p>Storage Shell - RIGHT</p>	DWWIR	23 x 15.6 x 28	100	53	6	\$1498	\$1797
	DWIR	19.1 x 15.6 x 28	100	45	5	\$1238	\$1484
<p>For use under a freestanding worksurface (22", 24", 30" or 36"D). Top drilled to attach to worksurface. One adjustable shelf. Handle is on the left, door opens to the right. Shipped assembled in 1 carton.</p> <p>• <i>For 22" or 24"D worksurface, order DWIR. For 30" or 36"D worksurface, order DWWIR.</i></p> <p>• Unfinished top and back</p>							
 <p>Storage Shell - LEFT Eight Storage Slot Shelves</p>	DWWIL8S	23 x 15.6 x 28	125	45	6	\$2047	\$2456
	DWIL8S	19.1 x 15.6 x 28	125	37	5	\$1779	\$2138
<p>For use under a freestanding worksurface (22", 24", 30" or 36"D). Top drilled to attach to worksurface. Eight adjustable storage slot shelves. Handle is on the right, door opens to the left. Shipped assembled in 1 carton.</p> <p>• <i>For 22" or 24"D worksurface, order DWIL8S. For 30" or 36"D worksurface, order DWWIL8S.</i></p> <p>• Unfinished top and back</p>							

Required Specifications

Veneer Finish (doors)
Laminate Finish (body)
Handle Style

Optional Specifications

Lock

STORAGE SHELLS	MODEL#	DIMENSIONS	FREIGHT CLASS	WT/LBS.	CUBIC FT.	veneer/LAMINATE	ALL veneer
		D x W x H					
	DWWIR8S	23 x 15.6 x 28	125	45	6	\$2047	\$2456
	DWIR8S	19.1 x 15.6 x 28	125	37	5	\$1779	\$2138
							
	DWF	19.1 x 36.75 x 28	92.5	115	11	\$2412	\$2896
	DWN	19.1 x 31.625 x 28	92.5	96	9	\$2112	\$2535
							
	LETTER						
	DWWE	23 x 15.6 x 28	85	72	6	\$1859	\$2233
							
	DWE	19.1 x 15.6 x 28	85	70	5	\$1620	\$1944
	LEGAL						
							
	DWWLE	23 x 18.5 x 28	85	85	7	\$2235	\$2682
	DWLE	19.1 x 18.5 x 28	85	83	6	\$1944	\$2332
							
	LETTER						
	DWWWD	23 x 15.6 x 28	85	72	6	\$1859	\$2233
	DWD	19.1 x 15.6 x 28	85	70	5	\$1620	\$1944
	LEGAL						
	DWWLD	23 x 18.5 x 28	85	85	7	\$2235	\$2682
	DWLD	19.1 x 18.5 x 28	85	83	6	\$1944	\$2332
	DWOB36	19.1 x 36.75 x 28	100	92	11	\$1274	\$1529
	DWOB30	19.1 x 31.625 x 28	100	77	9	\$1128	\$1354
	DWWQ	23 x 15.6 x 28	125	45	6	\$1319	\$1581
	DWQ	19.1 x 15.6 x 28	125	37	5	\$1090	\$1309

Storage Shell - RIGHT

Eight Storage Slot Shelves

For use under a freestanding worksurface (22", 24", 30" or 36"D). Top drilled to attach to worksurface. Eight adjustable storage slot shelves. Handle is on the left, door opens to the right. Shipped assembled in 1 carton.

- For 22" or 24"D worksurface, order DWIR8S. For 30" or 36"D worksurface, order DWWIR8S.
- Unfinished top and back

File/File Shell - Lateral

For use under a freestanding worksurface (22", 24", 30" or 36"D). Top drilled to attach to worksurface. Two lateral file drawers. Lock secures all drawers. Side-to-side file bars included. Shipped assembled in 1 carton.

- Unfinished top and back

File/File Shell - Vertical*

For use under a freestanding worksurface (22", 24", 30" or 36"D). Top drilled to attach to worksurface. Two file drawers. Lock secures all drawers. Shipped assembled in 1 carton.

- For 22" or 24"D worksurface, order DWE or DWLE. For 30" or 36"D worksurface, order DWWE or DWWLE.
- Unfinished top and back

Box/Box/File Shell - Vertical*

For use under a freestanding worksurface (22", 24", 30" or 36"D). Top drilled to attach to worksurface. Two box and one file drawers. One pencil tray. Lock secures all drawers. Shipped assembled in 1 carton.

- For 22" or 24"D worksurface, order DWD or DWLD. For 30" or 36"D worksurface, order DWWWD or DWWLD.
- Unfinished top and back

Open Shelving Shell

For use under a freestanding worksurface (22", 24", 30" or 36"D). Top drilled to attach to worksurface. One adjustable veneer shelf. Shipped assembled in 1 carton.

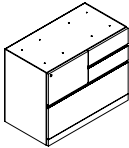
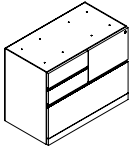
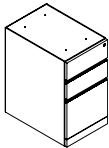
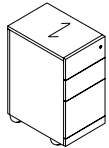
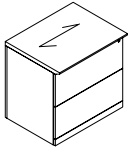
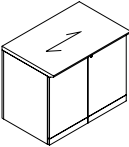
- Unfinished top and back

Open Shelving Shell

For use under a freestanding worksurface (22", 24", 30" or 36"D). Top drilled to attach to worksurface. One adjustable veneer shelf. Shipped assembled in 1 carton.

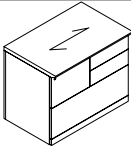
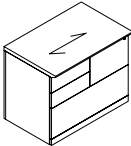
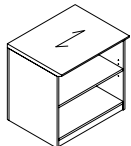
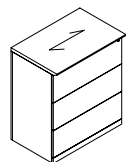
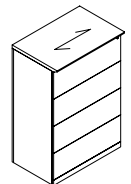
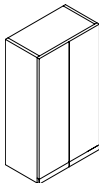
- For 22" or 24"D worksurface, order DWQ. For 30" or 36"D worksurface, order DWWQ.
- Unfinished top and back

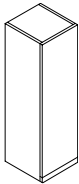
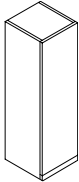
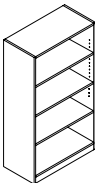
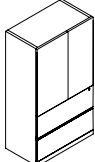


Required Specifications	Optional Specifications
Veneer Finish (doors, drawer fronts, open shelves)	Additional Lock*
Laminate Finish (body)	
Handle Style	

STORAGE SHELLS	MODEL#	DIMENSIONS	FREIGHT CLASS	WT/LBS.	CUBIC FT.	VENEER/LAMINATE	ALL VENEER
 <p>Mixed Storage Shell - LEFT</p>		D x W x H					
	DWZL	19.1 x 36.75 x 28	92.5	115	11	\$2800	\$3362
<p>For use under a freestanding worksurface (22", 24", 30" or 36"D). Top drilled to attach to worksurface. One file drawer on left, two box drawers on right and one lateral file drawer on bottom. File drawer and lateral file drawer lock. One pencil tray. Not for stacking materials on lateral file drawer bottom. Shipped assembled in 1 carton.</p> <p>• Unfinished top and back</p>							
 <p>Mixed Storage Shell - RIGHT</p>							
	DWZR	19.1 x 36.75 x 28	92.5	115	11	\$2800	\$3362
<p>For use under a freestanding worksurface (22", 24", 30" or 36"D). Top drilled to attach to worksurface. One file drawer on right, two box drawers on left and one lateral file drawer on bottom. File drawer and lateral file drawer lock. One pencil tray. Not for stacking materials on lateral file drawer bottom. Shipped assembled in 1 carton.</p> <p>• Unfinished top and back</p>							
STORAGE MODULES - (FREESTANDING)	MODEL#	DIMENSIONS	FREIGHT CLASS	WT/LBS.	CUBIC FT.	VENEER/LAMINATE	ALL VENEER
 <p>Box/Box/File Freestanding Pedestal</p>	DWDB	19.8 x 15.5 x 28	85	70	5	\$1756	\$2108
	DWWDB	23.8 x 15.5 x 28	300	75	6	\$2022	\$2428
<p>Two box and one file drawer. One pencil tray. Lock secures all drawers. Finished back. Shipped assembled in 1 carton.</p>							
 <p>Box/Box/File Module, Mobile</p>	DWDM	19.8 x 15.5 x 28	85	70	5	\$1890	\$2267
	DWWDM	23.8 x 15.5 x 28	300	75	6	\$2171	\$2607
<p>Two box and one file drawer. One pencil tray. Lock secures all drawers. Casters. Shipped assembled in 1 carton.</p>							
 <p>File/File Module, Lateral</p>	DF3624	24 x 36 x 29	85	184	15	\$3358	\$4029
	DN3024	24 x 30 x 29	85	153	12	\$2941	\$3530
	DF3622	22 x 36 x 29	85	170	13	\$3078	\$3693
	DN3022	22 x 30 x 29	85	142	11	\$2697	\$3237
<p>Two lateral file drawers. Lock secures all drawers. Side-to-side file bars included. Shipped assembled in 1 carton.</p>							
 <p>Storage Cabinet w/Doors</p>	DBD3624	24 x 36 x 29	92.5	152	15	\$2101	\$2519
	DBD3024	24 x 30 x 29	92.5	127	12	\$1838	\$2203
	DBD3622	22 x 36 x 29	92.5	140	13	\$1924	\$2306
	DBD3022	22 x 30 x 29	92.5	117	11	\$1685	\$2020
<p>Includes one adjustable shelf. Standard with lock. Shipped assembled in 1 carton.</p>							

Required Specifications

Veneer Finish (doors, drawer fronts, open shelves)
Laminate Finish (top/body)
Handle Style

STORAGE MODULES - FREESTANDING		MODEL#	DIMENSIONS	FREIGHT CLASS	WT/LBS.	CUBIC FT.	veneer/LAMINATE	ALL veneer	
	Mixed Storage Cabinet - LEFT		D x W x H						
		DZL3624	24 x 36 x 29	85	184	15	\$3342	\$4009	
		DZL3622	22 x 36 x 29	85	170	13	\$3063	\$3678	
One file drawer on the left , two box drawers on the right and one lateral file drawer on the bottom. File drawer and lateral file drawer lock. One pencil tray. Not for stacking materials on lateral file drawer bottom. Shipped assembled in 1 carton.									
	Mixed Storage Cabinet - RIGHT	DZR3624	24 x 36 x 29	85	184	15	\$3342	\$4009	
		DZR3622	22 x 36 x 29	85	170	13	\$3063	\$3678	
		One file drawer on the right , two box drawers on the left and one lateral file drawer on the bottom. File drawer and lateral file drawer lock. One pencil tray. Not for stacking materials on lateral file drawer bottom. Shipped assembled in 1 carton.							
	Open Storage Cabinet	DOB3624	24 x 36 x 29	100	123	15	\$1620	\$1944	
		DOB3024	24 x 30 x 29	100	103	12	\$1420	\$1703	
		DOB3622	22 x 36 x 29	100	115	13	\$1488	\$1788	
		DOB3022	22 x 30 x 29	100	96	11	\$1303	\$1563	
		One fixed and one adjustable veneer shelf. Shelves are ¾" thick. Shipped assembled in 1 carton.							
	Three File Module	DF36243	24 x 36 x 42	92.5	231	21	\$4057	\$4871	
		DN30243	24 x 30 x 42	92.5	193	18	\$3559	\$4271	
		DF36223	22 x 36 x 42	92.5	212	19	\$3757	\$4507	
		DN30223	22 x 30 x 42	92.5	176	16	\$3297	\$3954	
		Three lateral file drawers. Lock secures all drawers. Shipped assembled in 1 carton.							
	Four File Module	DF36244	24 x 36 x 54	92.5	297	27	\$5369	\$6443	
		DN30244	24 x 30 x 54	92.5	248	23	\$4584	\$5501	
		DF36224	22 x 36 x 54	92.5	270	25	\$4577	\$5492	
		DN30224	22 x 30 x 54	92.5	225	21	\$4010	\$4814	
		Four lateral file drawers. Lock secures all drawers. Shipped assembled in 1 carton.							
STORAGE MODULES - 48" HIGH (FREESTANDING)		MODEL#	DIMENSIONS	FREIGHT CLASS	WT/LBS.	CUBIC FT.	veneer/LAMINATE	ALL veneer	
	Storage Cabinet w/Doors*	D1D22H48	22 x 36 x 48	150	107	22	\$3238	\$3885	
		D1D22W30H48	22 x 30 x 48	150	90	19	\$3162	\$3795	
		D1D22W24H48	22 x 24 x 48	150	72	15	\$3101	\$3721	
		D1D20H48	20 x 36 x 48	150	97	20	\$2946	\$3533	
		D1D20W30H48	20 x 30 x 48	150	81	17	\$2882	\$3456	
		D1D20W24H48	20 x 24 x 48	150	63	13	\$2820	\$3382	
		Includes four adjustable shelves. Optional lock available. Shipped assembled in 1 carton.							
		Required Specifications			Optional Specifications				
		Veneer finish			Lock*				
		Laminate finish (body)			Veneer Top*				
		Handle Style							

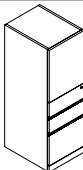
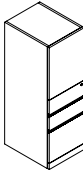
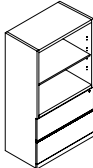
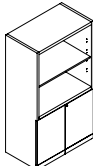
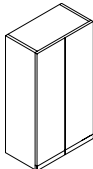

STORAGE MODULES - 48" HIGH (FREESTANDING)		MODEL#	DIMENSIONS	FREIGHT CLASS	WT/LBS.	CUBIC FT.	veneer/LAMINATE	ALL VENEER
			D x W x H					
		D1D22W18H48L	22 x 18 x 48	150	60	11	\$2044	\$2454
		D1D22W16H48L	22 x 16 x 48	150	54	10	\$1818	\$2184
		D1D20W18H48L	20 x 18 x 48	125	60	10	\$1861	\$2236
		D1D20W16H48L	20 x 16 x 48	125	54	9	\$1650	\$1980
Storage Cabinet w/Door - LEFT*		Includes three adjustable shelves. Handle is on the right , door opens to the left . Optional lock available. Shipped assembled in 1 carton.						
		D1D22W18H48R	22 x 18 x 48	150	60	11	\$2044	\$2454
		D1D22W16H48R	22 x 16 x 48	150	54	10	\$1818	\$2184
		D1D20W18H48R	20 x 18 x 48	125	60	10	\$1861	\$2236
		D1D20W16H48R	20 x 16 x 48	125	54	9	\$1650	\$1980
		Includes three adjustable shelves. Handle is on the left , door opens to the right . Optional lock available. Shipped assembled in 1 carton.						
		D7D22W36H48	22 x 36 x 48	150	118	22	\$2554	\$3066
		D7D22W30H48	22 x 30 x 48	150	98	19	\$1898	\$2276
		D7D22W24H48	22 x 24 x 48	150	78	15	\$1514	\$1815
		D7D22W18H48	22 x 18 x 48	150	59	11	\$1272	\$1528
		D7D20W36H48	20 x 36 x 48	150	108	20	\$2322	\$2787
		D7D20W30H48	20 x 30 x 48	150	90	17	\$1723	\$2068
		D7D20W24H48	20 x 24 x 48	100	72	13	\$1687	\$2022
		D7D20W18H48	20 x 18 x 48	150	54	10	\$1215	\$1457
		One fixed and three adjustable veneer shelves. Shelves are ¾" thick. Shipped assembled in 1 carton.						
		D13D22H48	22 x 36 x 48	150	117	23	\$3450	\$4138
		D13D22W30H48	22 x 30 x 48	150	101	19	\$3123	\$3746
		D13H48	20 x 36 x 48	150	107	23	\$3304	\$3968
		D13W30H48	20 x 30 x 48	150	91	19	\$4040	\$4846
		Two lateral file drawers on bottom. Includes two adjustable shelves. Lower lock secures two file drawers. Optional lock available for upper storage. Not for stacking materials on lateral file drawer bottom. Shipped assembled in 1 carton.						
		D17D22H48L	22 x 16 x 48	125	97	13	\$2561	\$3073
		D17D20H48L	20 x 16 x 48	125	88	13	\$2336	\$2803
Two File Module w/Door - LEFT*		Two file drawers on bottom. Includes two adjustable shelves. Lower lock secures two file drawers. Optional lock available for upper storage. Handle is on the right, door opens to the left. Shipped assembled in 1 carton.						
		D17D22H48R	22 x 16 x 48	125	97	13	\$2561	\$3073
		D17D20H48R	20 x 16 x 48	125	88	13	\$2336	\$2803
		Two file drawers on bottom. Includes two adjustable shelves. Lower lock secures two file drawers. Optional lock available for upper storage. Handle is on the left, door opens to the right. Shipped assembled in 1 carton.						

Required Specifications


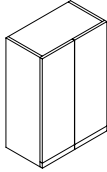
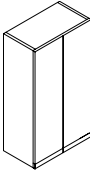


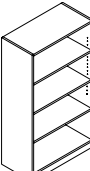
Veneer finish (doors, drawer fronts)
Laminate finish (top/body)
Handle Style*

Optional Specifications

Lock*
Veneer top

STORAGE MODULES - 48" HIGH (FREESTANDING)		MODEL#	DIMENSIONS	FREIGHT CLASS	WT/LBS.	CUBIC FT.	veneer/LAMINATE	ALL veneer
	Box/Box/File Module w/Door - LEFT*		D x W x H					
		D18D22H48L	22 x 16 x 48	125	64	9	\$2561	\$3073
		D18D20H48L	20 x 16 x 48	125	59	9	\$2336	\$2803
	Box/Box/File Module w/Door - RIGHT*							
		D18D22H48R	22 x 16 x 48	125	64	9	\$2561	\$3073
		D18D20H48R	20 x 16 x 48	125	59	9	\$2336	\$2803
	Two File Module w/Open Shelf							
		D12D22H48	22 x 36 x 48	150	117	23	\$3239	\$3888
		D12D22W30H48	22 x 30 x 48	150	101	19	\$2800	\$3362
		D12H48	20 x 36 x 48	150	107	23	\$3109	\$3731
		D12W30H48	20 x 30 x 48	150	91	19	\$3793	\$4550
	Storage Module w/Open Shelf							
		D22D22H48	22 x 36 x 48	150	117	23	\$2924	\$3506
		D22D22W30H48	22 x 30 x 48	150	101	19	\$2002	\$2400
		D22D20H48	20 x 36 x 48	150	107	23	\$2301	\$2760
		D22D20W30H48	20 x 30 x 48	150	91	19	\$1912	\$2295
		Two open veneer shelves and storage cabinet on bottom. Includes one adjustable shelf in upper compartment and one adjustable shelf in storage cabinet. Lock secures storage cabinet. Shipped assembled in 1 carton.						
WARDROBE CABINETS - 48" HIGH		MODEL#	DIMENSIONS	FREIGHT CLASS	WT/LBS.	CUBIC FT.	veneer/LAMINATE	ALL veneer
	Wardrobe Cabinet*	D2D22H48	22 x 36 x 48	150	107	22	\$2647	\$3181
		D2D22W30H48	22 x 30 x 48	150	107	19	\$2592	\$3109
		D2D22W24H48	22 x 24 x 48	150	85	15	\$3101	\$3721
		D2H48	20 x 36 x 48	150	102	20	\$2408	\$2891
		D2W30H48	20 x 30 x 48	150	89	17	\$2357	\$2829
		D2W24H48	20 x 24 x 48	150	72	13	\$2305	\$2767
		Includes full length hanging rod and fixed hat shelf. Optional lock available. Shipped assembled in 1 carton.						
	Wardrobe Cabinet - LEFT*	D2D22W24H48L	22 x 24 x 48	150	80	15	\$2539	\$3051
		D2D22W18H48L	22 x 18 x 48	150	60	11	\$2044	\$2454
		D2D22W12H48L	22 x 12 x 48	150	40	7	\$1952	\$2342
		D2D20W24H48L	20 x 24 x 48	150	72	13	\$2305	\$2767
		D2D20W18H48L	20 x 18 x 48	150	54	10	\$1861	\$2236
		D2D20W12H48L	20 x 12 x 48	125	36	7	\$2165	\$2596
		Includes full length hanging rod and fixed hat shelf. Handle is on the right , door opens to the left . Optional lock available. Shipped assembled in 1 carton.						

Required Specifications	Optional Specifications
Veneer Finish (doors, drawer fronts)	Lock*
Laminate Finish (top/body)	Veneer Top
Handle Style	

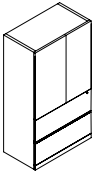
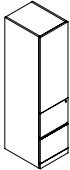
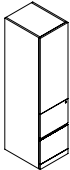
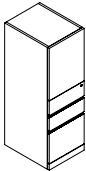
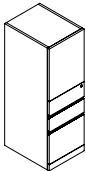
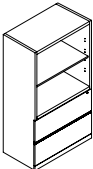
WARDROBE CABINETS - 48" HIGH		MODEL#	DIMENSIONS	FREIGHT CLASS	WT/LBS.	CUBIC FT.	VENEER/LAMINATE	ALL VENEER
	Wardrobe Cabinet - RIGHT*		D x W x H					
		D2D22W24H48R	22 x 24 x 48	150	80	15	\$2539	\$3051
		D2D22W18H48R	22 x 18 x 48	150	60	11	\$2044	\$2454
		D2D22W12H48R	22 x 12 x 48	150	40	7	\$1952	\$2342
		D2D20W24H48R	20 x 24 x 48	150	72	13	\$2305	\$2767
		D2D20W18H48R	20 x 18 x 48	150	54	10	\$1861	\$2236
		D2D20W12H48R	20 x 12 x 48	125	36	7	\$2165	\$2596
				Includes full length hanging rod and fixed hat shelf. Handle is on the left , door opens to the right . Optional lock available. Shipped assembled in 1 carton.				
	Wardrobe Cabinet/Shelving Combo*	D25D22H48	22 x 36 x 48	150	117	23	\$2818	\$3381
		D25D22W30H48	22 x 30 x 48	150	101	19	\$2765	\$3318
		D25D20H48	20 x 36 x 48	150	107	23	\$2699	\$3239
		D25D20W30H48	20 x 30 x 48	60	91	19	\$2647	\$3181
				Wardrobe compartment on left includes hanging rod and fixed hat shelf. Storage compartment on right includes three adjustable shelves. Optional lock available. Shipped assembled in 1 carton.				
STORAGE MODULES - 54" HIGH (FREESTANDING)		MODEL#	DIMENSIONS	FREIGHT CLASS	WT/LBS.	CUBIC FT.	VENEER/LAMINATE	ALL VENEER
	Storage Cabinet w/Doors*	D1D22H54	22 x 36 x 54	150	120	22	\$2867	\$3442
		D1D22W30H54	22 x 30 x 54	150	102	19	\$2853	\$3426
		D1D22W24H54	22 x 24 x 54	150	81	17	\$3485	\$4185
		D1D20H54	20 x 36 x 54	150	110	20	\$2709	\$3248
		D1D20W30H54	20 x 30 x 54	150	92	17	\$2647	\$3181
		D1D20W24H54	20 x 24 x 54	150	71	13	\$2599	\$3116
				Includes four adjustable shelves. Optional lock available. Shipped assembled in 1 carton.				
	Storage Cabinet w/Door - LEFT*	D1D22W18H54L	22 x 18 x 54	150	68	12	\$2305	\$2767
		D1D22W16H54L	22 x 16 x 54	150	61	11	\$2044	\$2454
		D1D20W18H54L	20 x 18 x 54	125	68	11	\$2089	\$2506
		D1D20W16H54L	20 x 16 x 54	125	61	10	\$1861	\$2236
				Includes three adjustable shelves. Handle is on the right , door opens to the left . Optional lock available. Shipped assembled in 1 carton.				
	Storage Cabinet w/Door - RIGHT*	D1D22W18H54R	22 x 18 x 54	150	68	12	\$2305	\$2767
		D1D22W16H54R	22 x 16 x 54	150	61	11	\$2044	\$2454
		D1D20W18H54R	20 x 18 x 54	125	68	11	\$2089	\$2506
		D1D20W16H54R	20 x 16 x 54	125	61	10	\$1861	\$2236
				Includes three adjustable shelves. Handle is on the left , door opens to the right . Optional lock available. Shipped assembled in 1 carton.				
	Open Storage Cabinet	D7D22W36H54	22 x 36 x 54	150	132	25	\$2876	\$3450
		D7D22W30H54	22 x 30 x 54	150	110	21	\$2132	\$2559
		D7D22W24H54	22 x 24 x 54	150	88	17	\$1711	\$2054
		D7D22W18H54	22 x 18 x 54	150	67	12	\$1336	\$1608
		D7D20W36H54	20 x 36 x 54	150	122	23	\$2613	\$3136
		D7D20W30H54	20 x 30 x 54	150	102	19	\$1943	\$2331
		D7D20W24H54	20 x 24 x 54	150	81	15	\$1550	\$1858
		D7D20W18H54	20 x 18 x 54	150	61	11	\$1257	\$1510
				One fixed and three adjustable veneer shelves. Shelves are ¾" thick. Shipped assembled in 1 carton.				

Required Specifications

Veneer Finish (doors)
Laminate Finish (top/body)
Handle Style*

Optional Specifications

Lock*
Veneer Top

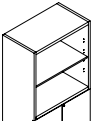
STORAGE MODULES - 54" HIGH (FREESTANDING)		MODEL#	DIMENSIONS	FREIGHT CLASS	WT/LBS.	CUBIC FT.	veneer/laminate	all veneer
			D x W x H					
		D13D22H54	22 x 36 x 54	150	130	24	\$4739	\$5687
		D13D22W30H54	22 x 30 x 54	150	112	20	\$3508	\$4212
		D13H54	20 x 36 x 54	125	120	19	\$3721	\$4466
		D13W30H54	20 x 30 x 54	150	102	21	\$3365	\$4035
Two File Module w/Doors		Two lateral file drawers on bottom. Includes two adjustable shelves. Lower lock secures two file drawers. Optional lock available for upper storage. Front-to-back and side-to-side filing. Not for stacking materials on lateral file drawer bottom. Shipped assembled in 1 carton.						
		D17D22H54L	22 x 16 x 54	100	110	13	\$2891	\$3468
		D17D20H54L	20 x 16 x 54	125	99	13	\$2629	\$3154
Two File Module w/Door - LEFT		Two file drawers on bottom. Includes two adjustable shelves. Lower lock secures two file drawers. Optional lock available for upper storage. Handle is on the right, door opens to the left. Shipped assembled in 1 carton.						
		D17D22H54R	22 x 16 x 54	100	110	13	\$2891	\$3468
		D17D20H54R	20 x 16 x 54	125	99	13	\$2629	\$3154
Two File Module w/Door - RIGHT		Two file drawers on bottom. Includes two adjustable shelves. Lower lock secures two file drawers. Optional lock available for upper storage. Handle is on the left, door opens to the right. Shipped assembled in 1 carton.						
		D18D22H54L	22 x 16 x 54	125	71	10	\$2891	\$3468
		D18D20H54L	20 x 16 x 54	125	66	10	\$2629	\$3154
Box/Box/File Module w/Door - LEFT		Two box drawers and one file drawer on bottom. Includes two adjustable shelves. Lower lock secures all drawers. Optional lock available for upper storage. Handle is on the right , door opens to the left . Shipped assembled in 1 carton.						
		D18D22H54R	22 x 16 x 54	125	71	10	\$2891	\$3468
		D18D20H54R	20 x 16 x 54	125	66	10	\$2629	\$3154
Box/Box/File Module w/Door - RIGHT		Two box drawers and one file drawer on bottom. Includes two adjustable shelves. Lower lock secures all drawers. Optional lock available for upper storage. Handle is on the left , door opens to the right . Shipped assembled in 1 carton.						
		D12D22H54	22 x 36 x 54	150	130	24	\$3878	\$4656
		D12D22W30H54	22 x 30 x 54	150	112	20	\$3151	\$3780
		D12H54	20 x 36 x 54	125	120	19	\$3878	\$4656
		D12W30H54	20 x 30 x 54	150	102	21	\$3020	\$3627
Two File Module w/Open Shelf		Two open veneer shelves and two lateral file drawers on bottom. Includes one adjustable shelf. Lock secures all drawers. Front-to-back and side-to-side filing. Not for stacking materials on lateral file drawer bottom. Shipped assembled in 1 carton.						

Required Specifications

Veneer Finish (doors, drawer fronts, open shelves)
Laminate Finish (top/body)
Handle Style

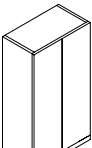
Optional Specifications

Additional Lock (storage compartments)
Veneer Top

STORAGE MODULES - 54" HIGH (FREESTANDING)	MODEL#	DIMENSIONS	FREIGHT CLASS	WT/LBS.	CUBIC FT.	VENEER/LAMINATE	ALL VENEER
		D x W x H					
	D22D22H54	22 x 36 x 54	150	130	24	\$2693	\$3233
	D22D22W30H54	22 x 30 x 54	150	112	20	\$2248	\$2698
	D22D20H54	20 x 36 x 54	150	120	24	\$2583	\$3100
	D22D20W30H54	20 x 30 x 54	150	102	20	\$2153	\$2585

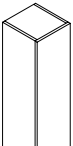
Storage Module w/Open Shelf

Two open veneer shelves and storage cabinet on bottom. Includes one adjustable shelf in upper compartment and one adjustable shelf in storage cabinet. Lock secures storage cabinet. Shipped assembled in 1 carton.

WARDROBE CABINETS - 54" HIGH	MODEL#	DIMENSIONS	FREIGHT CLASS	WT/LBS.	CUBIC FT.	VENEER/LAMINATE	ALL VENEER
	D2D22H54	22 x 36 x 54	150	120	25	\$2867	\$3442
	D2D22W30H54	22 x 30 x 54	150	120	21	\$2853	\$3426
	D2D22W24H54	22 x 24 x 54	150	95	17	\$3485	\$4185
	D2H54	20 x 36 x 54	150	119	23	\$2709	\$3248
	D2W30H54	20 x 30 x 54	150	101	19	\$2647	\$3181
	D2W24H54	20 x 24 x 54	150	81	15	\$2599	\$3116

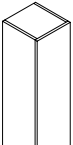
Wardrobe Cabinet*

Includes full length hanging rod and fixed hat shelf. Optional lock available. Shipped assembled in 1 carton.

	D2D22W24H54L	22 x 24 x 54	150	90	17	\$2853	\$3426
	D2D22W18H54L	22 x 18 x 54	150	68	12	\$2301	\$2760
	D2D22W12H54L	22 x 12 x 54	150	45	8	\$2190	\$2629
	D2D20W24H54L	20 x 24 x 54	150	81	15	\$3168	\$3804
	D2D20W18H54L	20 x 18 x 54	150	61	11	\$2089	\$2506
	D2D20W12H54L	20 x 12 x 54	150	41	8	\$2435	\$2922

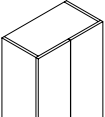
Wardrobe Cabinet - LEFT*

Includes full length hanging rod and fixed hat shelf. Handle is on the **right**, door opens to the **left**. Optional lock available. Shipped assembled in 1 carton.

	D2D22W24H54R	22 x 24 x 54	150	90	17	\$2853	\$3426
	D2D22W18H54R	22 x 18 x 54	150	68	12	\$2301	\$2760
	D2D22W12H54R	22 x 12 x 54	150	45	8	\$2190	\$2629
	D2D20W24H54R	20 x 24 x 54	150	81	15	\$3168	\$3804
	D2D20W18H54R	20 x 18 x 54	150	61	11	\$2089	\$2506
	D2D20W12H54R	20 x 12 x 54	150	41	8	\$2435	\$2922

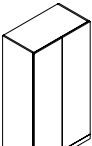
Wardrobe Cabinet - RIGHT*

Includes full length hanging rod and fixed hat shelf. Handle is on the **left**, door opens to the **right**. Optional lock available. Shipped assembled in 1 carton.

	D25D22H54	22 x 36 x 54	150	130	24	\$3166	\$3798
	D25D22W30H54	22 x 30 x 54	150	112	20	\$3109	\$3731
	D25D20H54	20 x 36 x 54	150	120	24	\$3034	\$3641
	D25D20W30H54	20 x 30 x 54	150	102	20	\$2985	\$3580

Wardrobe Cabinet/Shelving Combo*

Wardrobe compartment on **left** includes hanging rod and fixed hat shelf. Storage compartment on **right** includes three adjustable shelves. Optional lock available. Shipped assembled in 1 carton.

STORAGE MODULES - 66" HIGH (FREESTANDING)	MODEL#	DIMENSIONS	FREIGHT CLASS	WT/LBS.	CUBIC FT.	VENEER/LAMINATE	ALL VENEER
	D1D22	22 x 36 x 66	100	259	30	\$3545	\$4252
	D1D22W30	22 x 30 x 66	100	259	25	\$3104	\$3724
	D1D22W24	22 x 24 x 66	125	173	22	\$2664	\$3197
	D1	20 x 36 x 66	100	245	28	\$3380	\$4053
	D1W30	20 x 30 x 66	100	202	23	\$2818	\$3381
	D1W24	20 x 24 x 66	125	163	18	\$2249	\$2699

Storage Cabinet w/Doors*

Includes four adjustable shelves. Optional lock available. Shipped assembled in 1 carton.

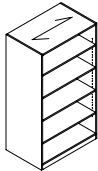
Required Specifications

Veneer Finish (doors, drawer fronts, open shelves)
Laminate Finish (top/body)
Handle Style

Optional Specifications

Lock*
Veneer Top

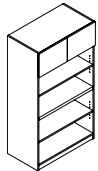
STORAGE MODULES - 66" HIGH (FREESTANDING)



Open Storage Cabinet

MODEL#	DIMENSIONS D x W x H	FREIGHT CLASS	WT/LBS.	CUBIC FT.	veneer/LAMINATE	ALL VENEER
D7D24	24 x 36 x 66	100	281	33	\$3262	\$3915
D7D24W30	24 x 30 x 66	100	234	28	\$2853	\$3426
D7	20 x 36 x 66	100	234	28	\$2703	\$3244
D7W30	20 x 30 x 66	100	193	23	\$2372	\$2846

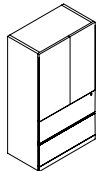
Includes one fixed and **four** adjustable veneer shelves. Shelves are ¾" thick. Shipped assembled in 1 carton.



Open Storage Cabinet w/Doors*

D9D22	22 x 36 x 66	92.5	308	30	\$3052	\$3660
D9D22W30	22 x 30 x 66	92.5	257	25	\$2669	\$3205
D9	20 x 36 x 66	92.5	294	28	\$2904	\$3484
D9W30	20 x 30 x 66	92.5	243	23	\$2424	\$2908

Storage compartment with fixed shelf. One fixed and **two** adjustable veneer shelves. Fixed shelf is at 29" high. Shelves are ¾" thick. Optional lock available for upper storage. Shipped assembled in 1 carton.



Two File Module w/Doors*

D13D22	22 x 36 x 66	92.5	313	30	\$4386	\$5264
D13D22W30	22 x 30 x 66	92.5	261	25	\$3843	\$4611
D13	20 x 36 x 66	92.5	299	28	\$4178	\$5015
D13W30	20 x 30 x 66	92.5	247	23	\$3484	\$4181

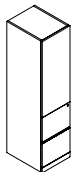
Two lateral file drawers on bottom. Includes **two** adjustable shelves. Lower lock secures two file drawers. Optional lock available for upper storage. Front-to-back and side-to-side filing. **Not for stacking materials on lateral file drawer bottom.** Shipped assembled in 1 carton.



Two File Module w/Door - LEFT*

D17D22L	22 x 16 x 66	125	91	13	\$3052	\$3660
D17D20L	20 x 16 x 66	125	83	12	\$2772	\$3326

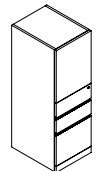
Two file drawers on bottom. Includes two adjustable shelves. Lower lock secures two file drawers. Optional lock available for upper storage. Handle is on the **right**, door opens to the **left**. Shipped assembled in 1 carton.



Two File Module w/Door - RIGHT*

D17D22R	22 x 16 x 66	125	91	13	\$3052	\$3660
D17D20R	20 x 16 x 66	125	83	12	\$2772	\$3326

Two file drawers on bottom. Includes two adjustable shelves. Lower lock secures two file drawers. Optional lock available for upper storage. Handle is on the **left**, door opens to the **right**. Shipped assembled in 1 carton.



Box/Box/File Module w/Door - LEFT*

D18D22L	22 x 16 x 66	125	91	13	\$3052	\$3660
D18D20L	20 x 16 x 66	125	83	12	\$2772	\$3326

Two box drawers and one file drawer on bottom. Includes two adjustable shelves. Lower lock secures all drawers. Optional lock available for upper storage. Handle is on the **right**, door opens to the **left**. Shipped assembled in 1 carton.

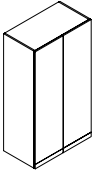
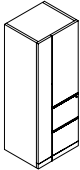
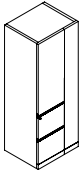
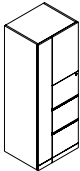
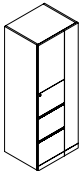
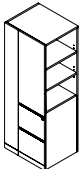
Required Specifications

Veneer Finish (doors, drawer fronts, open shelves)
Laminate Finish (top/body)
Handle Style

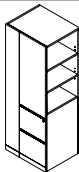
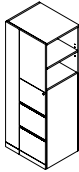
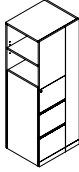
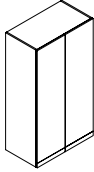
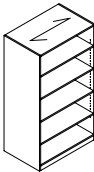
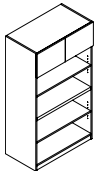
Optional Specifications

Lock*
Veneer Top

PERSONAL TOWERS - 66" HIGH (FREESTANDING)		MODEL#	DIMENSIONS	FREIGHT CLASS	WT/LBS.	CUBIC FT.	VENEER/LAMINATE	ALL VENEER
	Box/Box/File Module w/Door - RIGHT*		D x W x H					
		D18D22R	22 x 16 x 66	125	91	13	\$3052	\$3660
		D18D20R	20 x 16 x 66	125	83	12	\$2772	\$3326
				Two box drawers and one file drawer on bottom. Includes two adjustable shelves. Lower lock secures all drawers. Optional lock available for upper storage. Handle is on the left, door opens to the right. Shipped assembled in 1 carton.				
	Two File Module w/Open Shelves	D12D22	22 x 36 x 66	92.5	303	30	\$3850	\$4625
		D12D22W30	22 x 30 x 66	92.5	253	25	\$3372	\$4049
		D12	20 x 36 x 66	92.5	289	28	\$3666	\$4398
		D12W30	20 x 30 x 66	92.5	239	23	\$3058	\$3673
		Three open veneer shelves and two lateral file drawers on bottom. Includes two adjustable shelves. Lock secures all drawers. Front-to-back and side-to-side filing. Not for stacking materials on lateral file drawer bottom. Shipped assembled in 1 carton.						
	Two File Module w/Doors* and Open Shelves	D10D22	22 x 36 x 66	92.5	308	30	\$4262	\$5116
		D10D22W30	22 x 30 x 66	92.5	257	25	\$3733	\$4478
		D10	20 x 36 x 66	92.5	294	28	\$4056	\$4870
		D10W30	20 x 30 x 66	92.5	243	23	\$3384	\$4059
		Storage compartment with fixed shelf. Two open veneer shelves and two lateral file drawers on bottom. Includes one adjustable shelf. Lock secures all drawers. Optional lock available for upper storage. Front-to-back and side-to-side filing. Not for stacking materials on lateral file drawer bottom. Shipped assembled in 1 carton.						
	Three File Module w/Doors*	D14D22	22 x 36 x 66	100	286	30	\$4717	\$5662
		D14D22W30	22 x 30 x 66	100	238	25	\$4132	\$4958
		D14	20 x 36 x 66	100	272	28	\$4495	\$5393
		D14W30	20 x 30 x 66	100	224	23	\$3743	\$4494
		Three lateral file drawers on bottom. Includes one adjustable shelf. Lock secures all drawers. Optional lock available for upper storage. Front-to-back and side-to-side filing. Not for stacking materials on lateral file drawer bottom. Shipped assembled in 1 carton.						
	Storage Module w/Open Shelves	D22D22	22 x 36 x 66	100	275	30	\$3233	\$3877
		D22D22W30	22 x 30 x 66	100	243	25	\$2828	\$3394
		D22	20 x 36 x 66	100	278	28	\$3080	\$3695
		D22W30	20 x 30 x 66	100	229	23	\$2563	\$3078
		Three open veneer shelves and storage cabinet on bottom. Includes two adjustable shelves in upper compartment and one adjustable shelf in storage cabinet. Lock secures storage cabinet. Shipped assembled in 1 carton.						
WARDROBE CABINETS - 66" HIGH (FREESTANDING)		MODEL#	DIMENSIONS	FREIGHT CLASS	WT/LBS.	CUBIC FT.	VENEER/LAMINATE	ALL VENEER
	Wardrobe Cabinet*	D2D22	22 x 36 x 66	100	259	30	\$3080	\$3695
		D2D22W30	22 x 30 x 66	100	216	30	\$2693	\$3233
		D2D22W24	22 x 24 x 66	100	198	22	\$2307	\$2769
		D2	20 x 36 x 66	100	245	28	\$2932	\$3521
		D2W30	20 x 30 x 66	100	202	23	\$2443	\$2931
		D2W24	20 x 24 x 66	125	163	18	\$1955	\$2347
		Includes full length hanging rod and fixed hat shelf. Optional lock available. Shipped assembled in 1 carton.						

WARDROBE CABINETS - 66" HIGH (FREESTANDING)		MODEL#	DIMENSIONS	FREIGHT CLASS	WT/LBS.	CUBIC FT.	veneer/LAMINATE	ALL veneer
			D x W x H					
		D25D22	22 x 36 x 66	100	292	30	\$3977	\$4772
		D25D22W30	22 x 30 x 66	100	243	25	\$3480	\$4176
		D25D22W24	22 x 24 x 66	100	195	22	\$2981	\$3578
		D25	20 x 36 x 66	100	278	28	\$3784	\$4543
		D25W30	20 x 30 x 66	100	229	23	\$3157	\$3789
		D25W24	20 x 24 x 66	100	185	18	\$2526	\$3031
Wardrobe Cabinet/Shelving Combo*		Wardrobe compartment on left includes hanging rod and fixed hat shelf. Storage compartment on right includes three adjustable shelves. Optional lock available. Shipped assembled in 1 carton.						
PERSONAL TOWERS - 66" HIGH (FREESTANDING)		MODEL#	DIMENSIONS	FREIGHT CLASS	WT/LBS.	CUBIC FT.	veneer/LAMINATE	ALL veneer
		D29D22W24L	22 x 24 x 66	125	141	20	\$4140	\$4971
		D29W24L	20 x 24 x 66	125	128	18	\$3924	\$4709
Personal Tower - LEFT		Two file drawers on bottom. Wardrobe compartment on left includes hanging rod. Storage compartment on right includes one adjustable shelf. Lower lock secures all drawers. Optional lock available for upper storage and wardrobe. Shipped assembled in 1 carton.						
		D29D22W24R	22 x 24 x 66	125	141	20	\$4140	\$4971
		D29W24R	20 x 24 x 66	125	128	18	\$3924	\$4709
Personal Tower - RIGHT		Two file drawers on bottom. Wardrobe compartment on right includes hanging rod. Storage compartment on left includes one adjustable shelf. Lower lock secures all drawers. Optional lock available for upper storage and wardrobe. Shipped assembled in 1 carton.						
		D27D22W24L	22 x 24 x 66	125	141	20	\$4710	\$5654
		D27W24L	20 x 24 x 66	125	128	18	\$4485	\$5382
Personal Tower - LEFT		Three file drawers on bottom. Wardrobe compartment on left includes hanging rod. Storage compartment on right includes one adjustable shelf. Lower lock secures all drawers. Optional lock available for upper storage and wardrobe. Shipped assembled in 1 carton.						
		D27D22W24R	22 x 24 x 66	125	141	20	\$4710	\$5654
		D27W24R	20 x 24 x 66	125	128	18	\$4485	\$5382
Personal Tower - RIGHT		Three file drawers on bottom. Wardrobe compartment on right includes hanging rod. Storage compartment on left includes one adjustable shelf. Lower lock secures all drawers. Optional lock available for upper storage and wardrobe. Shipped assembled in 1 carton.						
		D30D22W24L	22 x 24 x 66	125	141	20	\$4140	\$4971
		D30W24L	20 x 24 x 66	125	128	18	\$3924	\$4709
Personal Tower w/Open Bookcase - LEFT		Two file drawers on bottom. Wardrobe compartment on left includes hanging rod. Storage compartment on right includes one adjustable shelf. Open bookcase on right includes two adjustable shelves. Lower lock secures all drawers. Optional lock available for wardrobe. Shipped assembled in 1 carton.						

Required Specifications	Optional Specifications
Veneer Finish (doors, drawer fronts)	Lock
Laminate Finish (top/body)	Veneer Top
Handle Style	

PERSONAL TOWERS - 66" HIGH (FREESTANDING)		MODEL#	DIMENSIONS	FREIGHT CLASS	WT/LBS.	CUBIC FT.	veneer/LAMINATE	ALL VENEER
	Personal Tower w/Open Bookcase RIGHT*		D x W x H					
		D30D22W24R	22 x 24 x 66	125	141	20	\$4140	\$4971
		D30W24R	20 x 24 x 66	125	128	18	\$3924	\$4709
Two file drawers on bottom. Wardrobe compartment on right includes hanging rod. Storage compartment on left includes one adjustable shelf. Open bookcase on left includes two adjustable shelves. Lower lock secures all drawers. Optional lock available for wardrobe. Shipped assembled in 1 carton.								
	Personal Tower w/Open Bookcase LEFT*	D26D22W24L	22 x 24 x 66	125	141	20	\$5705	\$6845
		D26W24L	20 x 24 x 66	125	128	18	\$5434	\$6520
		Three file drawers on bottom. Wardrobe compartment on left includes hanging rod. Storage compartment on right includes one adjustable shelf. Open bookcase on right includes one adjustable shelf. Lower lock secures all drawers. Optional lock available for wardrobe. Shipped assembled in 1 carton.						
		Personal Tower w/Open Bookcase RIGHT*	D26D22W24R	22 x 24 x 66	125	141	20	\$5705
	D26W24R		20 x 24 x 66	125	128	18	\$5434	\$6520
	Three file drawers on bottom. Wardrobe compartment on right includes hanging rod. Storage compartment on left includes one adjustable shelf. Open bookcase on left includes one adjustable shelf. Lower lock secures all drawers. Optional lock available for wardrobe. Shipped assembled in 1 carton.							
STORAGE MODULES - 72" HIGH (FREESTANDING)			MODEL#	DIMENSIONS	FREIGHT CLASS	WT/LBS.	CUBIC FT.	veneer/LAMINATE
	Storage Cabinet w/Doors*	D1D22H72	22 x 36 x 72	100	283	33	\$3870	\$4643
		D1D22W30H72	22 x 30 x 72	100	283	28	\$3384	\$4059
		D1D22W24H72	22 x 24 x 72	125	255	24	\$2902	\$3482
		D1H72	20 x 36 x 72	100	269	30	\$3686	\$4422
		D1W30H72	20 x 30 x 72	100	233	25	\$3070	\$3684
		D1W24H72	20 x 24 x 72	125	179	20	\$2457	\$2949
		Includes four adjustable shelves. Optional lock available. Shipped assembled in 1 carton.						
	Open Storage Cabinet	D7D24H72	24 x 36 x 72	100	306	36	\$3559	\$4271
		D7D24W30H72	24 x 30 x 72	100	255	30	\$3113	\$3738
		D7H72	20 x 36 x 72	100	257	30	\$2951	\$3543
		D7W30H72	20 x 30 x 72	100	223	25	\$2459	\$2952
		Includes one fixed and four adjustable veneer shelves. Shelves are ¾" thick. Shipped assembled in 1 carton.						
	Open Storage Cabinet w/Doors*	D9D22H72	22 x 36 x 72	92.5	336	33	\$3326	\$3993
		D9D22W30H72	22 x 30 x 72	92.5	294	28	\$2910	\$3495
		D9H72	20 x 36 x 72	92.5	322	30	\$3166	\$3798
		D9W30H72	20 x 30 x 72	92.5	280	25	\$2642	\$3168
		Storage compartment with fixed shelf. One fixed and two adjustable veneer shelves. Fixed shelf is at 29" high. Shelves are ¾" thick. Optional lock available on upper storage. Shipped assembled in 1 carton.						

Required Specifications

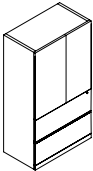
Veneer Finish (doors, drawer fronts, open shelves)
Laminate Finish (top/body)
Handle Style

Optional Specifications

Lock*
Veneer Top

STORAGE MODULES - 72" HIGH (FREESTANDING)

MODEL# DIMENSIONS FREIGHT CLASS WT/LBS. CUBIC FT. VENEER/LAMINATE ALL VENEER



Two File Module w/Doors*

	D x W x H					
D13D22H72	22 x 36 x 72	92.5	341	33	\$4789	\$5747
D13D22W30H72	22 x 30 x 72	125	299	28	\$4188	\$5024
D13H72	20 x 36 x 72	92.5	327	30	\$4560	\$5470
D13W30H72	20 x 30 x 72	92.5	285	25	\$3798	\$4560

Two lateral file drawers on bottom. Includes **two** adjustable shelves. Lower lock secures two file drawers. Optional lock available on upper storage. Front-to-back and side-to-side filing. **Not for stacking materials on lateral file drawer bottom.** Shipped assembled in 1 carton.



Two File Module w/Door - LEFT*

D17D22H72L	22 x 16 x 72	125	99	15	\$3333	\$4001
D17D20H72L	20 x 16 x 72	125	90	13	\$3029	\$3634

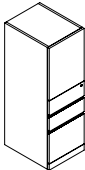
Two file drawers on bottom. Includes two adjustable shelves. Lower lock secures two file drawers. Optional lock available on upper storage. Handle is on the **right**, door opens to the **left**. Shipped assembled in 1 carton.



Two File Module w/Door - RIGHT*

D17D22H72R	22 x 16 x 72	125	99	15	\$3333	\$4001
D17D20H72R	20 x 16 x 72	125	90	13	\$3029	\$3634

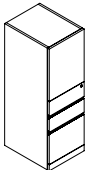
Two file drawers on bottom. Includes two adjustable shelves. Lower lock secures two file drawers. Optional lock available on upper storage. Handle is on the **left**, door opens to the **right**. Shipped assembled in 1 carton.



Box/Box/File Module w/Door - LEFT*

D18D22H72L	22 x 16 x 72	125	99	15	\$3333	\$4001
D18D20H72L	20 x 16 x 72	125	90	13	\$3029	\$3634

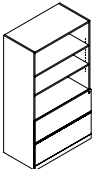
Two box drawers and one file drawer on bottom. Includes two adjustable shelves. Lower lock secures all drawers. Optional lock available on upper storage. Handle is on the **right**, door opens to the **left**. Shipped assembled in 1 carton.



Box/Box/File Module w/Door - RIGHT*

D18D22H72R	22 x 16 x 72	125	99	15	\$3333	\$4001
D18D20H72R	20 x 16 x 72	125	90	13	\$3029	\$3634

Two box drawers and one file drawer on bottom. Includes two adjustable shelves. Lower lock secures all drawers. Optional lock available on upper storage. Handle is on the **left**, door opens to the **right**. Shipped assembled in 1 carton.



Two File Module w/Open Shelves

D12D22H72	22 x 36 x 72	92.5	331	33	\$4204	\$5044
D12D22W30H72	22 x 30 x 72	92.5	289	28	\$3678	\$4413
D12H72	20 x 36 x 72	92.5	317	30	\$4002	\$4802
D12W30H72	20 x 30 x 72	92.5	275	25	\$3502	\$4202

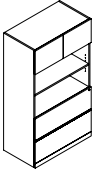
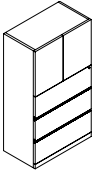
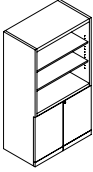
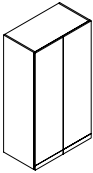
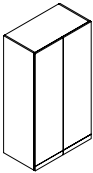
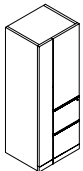
Three open veneer shelves and two lateral file drawers on bottom. Includes two adjustable shelves. Lock secures all drawers. Front-to-back and side-to-side filing. **Not for stacking materials on lateral file drawer bottom.** Shipped assembled in 1 carton.

Required Specifications

Veneer Finish (doors, drawer fronts, open shelves)
Laminate Finish (top/body)
Handle Style

Optional Specifications

Lock*
Veneer Top

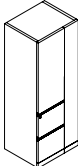
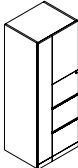
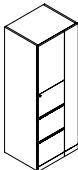
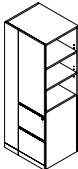
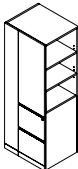
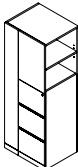
STORAGE MODULES - 72" HIGH (FREESTANDING)		MODEL#	DIMENSIONS	FREIGHT CLASS	WT/LBS.	CUBIC FT.	VENEER/LAMINATE	ALL VENEER
	Two File Module w/Doors* and Open Shelves		D x W x H					
		D10D22H72	22 x 36 x 72	92.5	336	33	\$4649	\$5579
		D10D22W30H72	22 x 30 x 72	92.5	294	28	\$4069	\$4881
		D10H72	20 x 36 x 72	92.5	322	30	\$4425	\$5311
		D10W30H72	20 x 30 x 72	92.5	280	25	\$3689	\$4426
Storage compartment with fixed shelf. Two open veneer shelves and two lateral file drawers on bottom. Includes one adjustable shelf. Lower lock secures all drawers. Optional lock available on upper storage. Front-to-back and side-to-side filing. Not for stacking materials on lateral file drawer bottom. Shipped assembled in 1 carton.								
	Three File Module w/Doors*	D14D22H72	22 x 36 x 72	100	312	33	\$5147	\$6174
		D14D22W30H72	22 x 30 x 72	100	273	28	\$4503	\$5405
		D14H72	20 x 36 x 72	100	298	30	\$4899	\$5881
		D14W30H72	20 x 30 x 72	92.5	259	25	\$4085	\$4901
		Three lateral file drawers on bottom. Includes one adjustable shelf. Lower lock secures all drawers. Optional lock available on upper storage. Front-to-back and side-to-side filing. Not for stacking materials on lateral file drawer bottom.						
	Storage Module w/Open Shelves	D22D22H72	22 x 36 x 72	100	300	33	\$3529	\$4233
		D22D22W30H72	22 x 30 x 72	100	279	28	\$3088	\$3706
		D22H72	20 x 36 x 72	100	305	30	\$3354	\$4026
		D22W30H72	20 x 30 x 72	100	265	25	\$2798	\$3358
		Three open veneer shelves and storage cabinet on bottom. Includes two adjustable shelves in upper compartment and one adjustable shelf in storage cabinet. Lower lock secures storage cabinet. Optional lock available on upper storage. Shipped assembled in 1 carton.						
WARDROBE CABINETS - 72" HIGH (FREESTANDING)		MODEL#	DIMENSIONS	FREIGHT CLASS	WT/LBS.	CUBIC FT.	VENEER/LAMINATE	ALL VENEER
	Wardrobe Cabinet*	D2D22H72	22 x 36 x 72	100	283	33	\$3354	\$4026
		D2D22W30H72	22 x 30 x 72	100	247	33	\$2936	\$3525
		D2D22W24H72	22 x 24 x 72	125	216	24	\$2494	\$2992
		D2H72	20 x 36 x 72	100	269	30	\$3197	\$3838
		D2W30H72	20 x 30 x 72	100	233	25	\$2664	\$3197
		D2W24H72	20 x 24 x 72	125	179	20	\$2132	\$2559
		Includes full length hanging rod and fixed hat shelf. Optional lock available. Shipped assembled in 1 carton.						
	Wardrobe Cabinet/Shelving Combo*	D25D22H72	22 x 36 x 72	100	319	33	\$4339	\$5206
		D25D22W30H72	22 x 30 x 72	100	279	28	\$3794	\$4552
		D25D22W24H72	22 x 24 x 72	100	213	24	\$3253	\$3902
		D25H72	20 x 36 x 72	92.5	305	30	\$5053	\$6061
		D25W30H72	20 x 30 x 72	92.5	265	25	\$3447	\$4134
		D25W24H72	20 x 24 x 72	100	203	20	\$2757	\$3306
		Wardrobe compartment on left includes hanging rod and fixed hat shelf. Storage compartment on right includes three adjustable shelves. Optional lock available. Shipped assembled in 1 carton.						
PERSONAL TOWERS - 72" HIGH (FREESTANDING)		MODEL#	DIMENSIONS	FREIGHT CLASS	WT/LBS.	CUBIC FT.	VENEER/LAMINATE	ALL VENEER
	Personal Tower - LEFT*	D29D22W24H72L	22 x 24 x 72	125	154	22	\$4566	\$5477
		D29W24H72L	20 x 24 x 72	125	140	20	\$5283	\$6338
Two file drawers on bottom. Wardrobe compartment on left includes hanging rod. Storage compartment on right includes one adjustable shelf. Lower lock secures all drawers. Optional lock available on upper storage and wardrobe. Shipped assembled in 1 carton.								

Required Specifications

Veneer Finish (doors, drawer fronts, open shelves)
Laminate Finish (top/body)
Handle Style

Optional Specifications

Lock*
Veneer Top

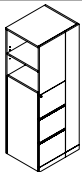
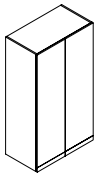
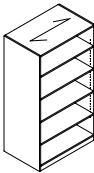
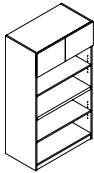
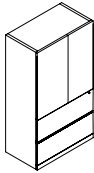

PERSONAL TOWERS - 72" HIGH (FREESTANDING)		MODEL#	DIMENSIONS	FREIGHT CLASS	WT/LBS.	CUBIC FT.	veneer/LAMINATE	ALL veneer
	Personal Tower - RIGHT*		D x W x H					
		D29D22W24H72R	22 x 24 x 72	125	154	22	\$4566	\$5477
		D29W24H72R	20 x 24 x 72	125	140	20	\$4323	\$5188
Two file drawers on bottom. Wardrobe compartment on right includes hanging rod. Storage compartment on left includes one adjustable shelf. Lower lock secures all drawers. Optional lock available on upper storage and wardrobe. Shipped assembled in 1 carton.								
	Personal Tower - LEFT*	D27D22W24H72L	22 x 24 x 72	125	154	22	\$5136	\$6165
		D27W24H72L	20 x 24 x 72	125	140	20	\$4894	\$5873
		Three file drawers on bottom. Wardrobe compartment on left includes hanging rod. Storage compartment on right includes one adjustable shelf. Lower lock secures all drawers. Optional lock available on upper storage and wardrobe. Shipped assembled in 1 carton.						
	Personal Tower - RIGHT*	D27D22W24H72R	22 x 24 x 72	125	154	22	\$5136	\$6165
		D27W24H72R	20 x 24 x 72	125	140	20	\$4894	\$5873
		Three file drawers on bottom. Wardrobe compartment on right includes hanging rod. Storage compartment on left includes one adjustable shelf. Lower lock secures all drawers. Optional lock available on upper storage and wardrobe. Shipped assembled in 1 carton.						
	Personal Tower w/Open Bookcase - LEFT	D30D22W24H72L	22 x 24 x 72	125	154	22	\$4566	\$5477
		D30W24H72L	20 x 24 x 72	125	140	20	\$4323	\$5188
		Two file drawers on bottom. Wardrobe compartment on left includes hanging rod. Storage compartment on right includes one adjustable shelf. Open bookcase on right includes two adjustable shelves. Lower lock secures all drawers. Shipped assembled in 1 carton.						
	Personal Tower w/Open Bookcase - RIGHT	D30D22W24H72R	22 x 24 x 72	125	154	22	\$4566	\$5477
		D30W24H72R	20 x 24 x 72	125	140	20	\$4323	\$5188
		Two file drawers on bottom. Wardrobe compartment on right includes hanging rod. Storage compartment on left includes one adjustable shelf. Open bookcase on left includes two adjustable shelves. Lower lock secures all drawers. Shipped assembled in 1 carton.						
	Personal Tower w/Open Bookcase - LEFT	D26D22W24H72L	22 x 24 x 72	125	154	22	\$5089	\$6106
		D26W24H72L	20 x 24 x 72	125	140	20	\$5924	\$7109
		Three file drawers on bottom. Wardrobe compartment on left includes hanging rod. Storage compartment on right includes one adjustable shelf. Open bookcase on right includes one adjustable shelf. Lower lock secures all drawers. Shipped assembled in 1 carton.						

Required Specifications

Veneer Finish (doors, drawer fronts, open shelves)
Laminate Finish (top/body)
Handle Style

Optional Specifications

Lock*
Veneer Top

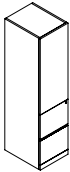
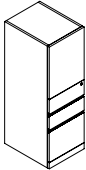
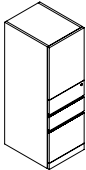
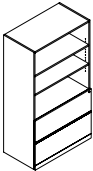
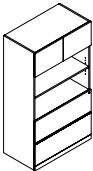
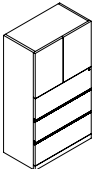
PERSONAL TOWERS - 72" HIGH (FREESTANDING)		MODEL#	DIMENSIONS	FREIGHT CLASS	WT/LBS.	CUBIC FT.	VENEER/LAMINATE	ALL VENEER
	Personal Tower w/Open Bookcase RIGHT*		D x W x H					
		D26D22W24H72R	22 x 24 x 72	125	154	22	\$5089	\$6106
		D26W24H72R	20 x 24 x 72	125	140	20	\$5924	\$7109
		Three file drawers on bottom. Wardrobe compartment on right includes hanging rod. Storage compartment on left includes one adjustable shelf. Open bookcase on left includes one adjustable shelf. Lower lock secures all drawers. Optional lock available on wardrobe. Shipped assembled in 1 carton.						
STORAGE MODULES - 84" HIGH (FREESTANDING)		MODEL#	DIMENSIONS	FREIGHT CLASS	WT/LBS.	CUBIC FT.	VENEER/LAMINATE	ALL VENEER
	Storage Cabinet w/Doors*	D1D22H84	22 x 36 x 84	125	304	42	\$4470	\$5364
		D1D22W30H84	22 x 30 x 84	100	304	35	\$3908	\$4691
		D1D22W24H84	22 x 24 x 84	92.5	320	28	\$3347	\$4016
		D1H84	20 x 36 x 84	100	297	35	\$4259	\$5108
		D1W30H84	20 x 30 x 84	100	257	29	\$3545	\$4252
		D1W24H84	20 x 24 x 84	100	198	23	\$2840	\$3405
		Includes four adjustable shelves. Optional lock available. Shipped assembled in 1 carton.						
	Open Storage Cabinet	D7D24H84	24 x 36 x 84	125	331	43	\$4151	\$4978
		D7D24W30H84	24 x 30 x 84	125	280	36	\$3632	\$4362
		D7H84	20 x 36 x 84	100	282	35	\$3627	\$4350
		D7W30H84	20 x 30 x 84	100	248	29	\$3020	\$3627
		Includes one fixed and four adjustable veneer shelves. Shelves are ¾" thick. Shipped assembled in 1 carton.						
	Open Storage Cabinet w/Doors*	D9D22H84	22 x 36 x 84	92.5	364	36	\$3878	\$4656
		D9D22W30H84	22 x 30 x 84	92.5	330	31	\$3400	\$4081
		D9H84	20 x 36 x 84	92.5	348	33	\$3690	\$4427
		D9W30H84	20 x 30 x 84	92.5	317	28	\$3079	\$3694
		Storage compartment with fixed shelf. One fixed and two adjustable veneer shelves. Fixed shelf is at 29" high. Shelves are ¾" thick. Optional lock available on upper storage. Shipped assembled in 1 carton.						
	Two File Module w/Doors*	D13D22H84	22 x 36 x 84	92.5	364	36	\$5533	\$6640
		D13D22W30H84	22 x 30 x 84	92.5	330	31	\$4842	\$5810
		D13H84	20 x 36 x 84	92.5	365	35	\$5265	\$6317
		D13W30H84	20 x 30 x 84	92.5	305	29	\$4807	\$5764
		Two lateral file drawers on bottom. Includes two adjustable shelves. Lower lock secures two file drawers. Optional lock available on upper storage. Front-to-back and side-to-side filing. Not for stacking materials on lateral file drawer bottom . Shipped assembled in 1 carton.						
	Two File Module w/Door - LEFT*	D17D22H84L	22 x 16 x 84	125	116	17	\$3999	\$4795
		D17D20H84L	20 x 16 x 84	125	105	15	\$3632	\$4362
		Two file drawers on bottom. Includes two adjustable shelves. Lower lock secures two file drawers. Optional lock available on upper storage. Handle is on the right , door opens to the left . Shipped assembled in 1 carton.						

Required Specifications

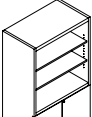
Veneer Finish (doors, drawer fronts, open shelves)
Laminate Finish (top/body)
Handle Style

Optional Specifications

Lock*
Veneer Top

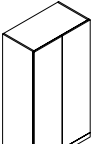
STORAGE MODULES - 84" HIGH (FREESTANDING)		MODEL#	DIMENSIONS	FREIGHT CLASS	WT/LBS.	CUBIC FT.	veneer/LAMINATE	ALL veneer
			D x W x H					
		D17D22H84R	22 x 16 x 84	125	116	17	\$3999	\$4795
		D17D20H84R	20 x 16 x 84	125	105	15	\$3632	\$4362
Two File Module w/Door - RIGHT		Two file drawers on bottom. Includes two adjustable shelves. Lower lock secures two file drawers. Handle is on the left , door opens to the right . Shipped assembled in 1 carton.						
								
		D18D22H84L	22 x 16 x 84	125	116	17	\$3999	\$4795
		D18D20H84L	20 x 16 x 84	125	105	15	\$3632	\$4362
Box/Box/File Module w/Door - LEFT		Two box drawers and one file drawer on bottom. Includes two adjustable shelves. Lower lock secures all drawers. Handle is on the right , door opens to the left . Shipped assembled in 1 carton.						
								
		D18D22H84R	22 x 16 x 84	125	116	17	\$3999	\$4795
		D18D20H84R	20 x 16 x 84	125	105	15	\$3632	\$4362
Box/Box/File Module w/Door - RIGHT		Two box drawers and one file drawer on bottom. Includes two adjustable shelves. Lower lock secures all drawers. Handle is on the left , door opens to the right . Shipped assembled in 1 carton.						
								
		D12D22H84	22 x 36 x 84	92.5	364	36	\$4858	\$5828
		D12D22W30H84	22 x 30 x 84	92.5	330	31	\$4252	\$5103
		D12H84	20 x 36 x 84	92.5	348	33	\$4675	\$5608
		D12W30H84	20 x 30 x 84	92.5	317	28	\$4049	\$4858
Two File Module w/Open Shelves		Three open veneer shelves and two lateral file drawers on bottom. Includes two adjustable shelves. Lock secures all drawers. Front-to-back and side-to-side filing. Not for stacking materials on lateral file drawer bottom. Shipped assembled in 1 carton.						
								
		D10D22H84	22 x 36 x 84	92.5	364	36	\$5373	\$6449
		D10D22W30H84	22 x 30 x 84	92.5	330	31	\$4706	\$5646
		D10H84	20 x 36 x 84	92.5	348	33	\$5118	\$6141
		D10W30H84	20 x 30 x 84	92.5	317	28	\$4268	\$5120
Two File Module w/Doors and Open Shelves		Storage compartment with fixed shelf. Two open veneer shelves and two lateral file drawers on bottom. Includes one adjustable shelf. Lock secures all drawers. Front-to-back and side-to-side filing. Not for stacking materials on lateral file drawer bottom. Shipped assembled in 1 carton.						
								
		D14D22H84	22 x 36 x 84	100	340	42	\$5970	\$7166
		D14D22W30H84	22 x 30 x 84	100	308	35	\$5206	\$6249
		D14H84	20 x 36 x 84	100	330	35	\$5665	\$6799
		D14W30H84	20 x 30 x 84	92.5	298	29	\$4725	\$5667
Three File Module w/Doors		Three lateral file drawers on bottom. Includes one adjustable shelf. Lock secures all drawers. Front-to-back and side-to-side filing. Not for stacking materials on lateral file drawer bottom. Shipped assembled in 1 carton.						

Required Specifications	Optional Specifications
Veneer Finish (doors, drawer fronts, open shelves)	Additional Lock (storage compartments)
Laminate Finish (top/body)	Veneer Top
Handle Style	

STORAGE MODULES - 84" HIGH (FREESTANDING)	MODEL#	DIMENSIONS	FREIGHT CLASS	WT/LBS.	CUBIC FT.	veneer/LAMINATE	ALL VENEER
		D x W x H					
	D22D22H84	22 x 36 x 84	125	325	42	\$4076	\$4891
	D22D22W30H84	22 x 30 x 84	100	304	35	\$3565	\$4281
	D22H84	20 x 36 x 84	100	327	33	\$3878	\$4656
	D22W30H84	20 x 30 x 84	92.5	301	28	\$3239	\$3888

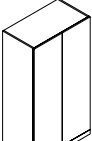
Storage Module w/Open Shelves

Three open veneer shelves and storage cabinet on bottom. Includes two adjustable shelves in upper compartment and one adjustable shelf in storage cabinet. Lock secures storage cabinet.

WARDROBE CABINETS - 84" HIGH (FREESTANDING)	MODEL#	DIMENSIONS	FREIGHT CLASS	WT/LBS.	CUBIC FT.	veneer/LAMINATE	ALL VENEER
	D2D22H84	22 x 36 x 84	125	307	42	\$3878	\$4656
	D2D22W30H84	22 x 30 x 84	125	260	42	\$3400	\$4081
	D2D22W24H84	22 x 24 x 84	100	242	28	\$2910	\$3495
	D2H84	20 x 36 x 84	100	297	35	\$3690	\$4427
	D2W30H84	20 x 30 x 84	100	257	29	\$3079	\$3694
	D2W24H84	20 x 24 x 84	100	198	23	\$2466	\$2958

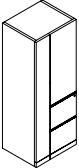
Wardrobe Cabinet*

Includes full length hanging rod and fixed hat shelf. Optional lock available. Shipped assembled in 1 carton.

	D25D22H84	22 x 36 x 84	100	348	42	\$5019	\$6020
	D25D22W30H84	22 x 30 x 84	100	307	35	\$4382	\$5259
	D25D22W24H84	22 x 24 x 84	100	254	28	\$3757	\$4507
	D25H84	20 x 36 x 84	100	330	35	\$4776	\$5731
	D25W30H84	20 x 30 x 84	92.5	300	29	\$3981	\$4778
	D25W24H84	20 x 24 x 84	92.5	235	23	\$3190	\$3825

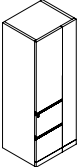
Wardrobe Cabinet/Shelving Combo*

Wardrobe compartment on **left** includes hanging rod and fixed hat shelf. Storage compartment on **right** includes three adjustable shelves. Optional lock available. Shipped assembled in 1 carton.

PERSONAL TOWERS - 84" HIGH (FREESTANDING)	MODEL#	DIMENSIONS	FREIGHT CLASS	WT/LBS.	CUBIC FT.	veneer/LAMINATE	ALL VENEER
	D29D22W24H84L	22 x 24 x 84	125	167	24	\$5417	\$6498
	D29W24H84L	20 x 24 x 84	125	152	22	\$5132	\$6158

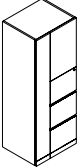
Personal Tower - LEFT*

Two file drawers on bottom. Wardrobe compartment on **left** includes hanging rod. Storage compartment on **right** includes one adjustable shelf. Lower lock secures all drawers. Optional lock available on upper storage and wardrobe. Shipped assembled in 1 carton.

	D29D22W24H84R	22 x 24 x 84	125	167	24	\$5417	\$6498
	D29W24H84R	20 x 24 x 84	125	152	22	\$5132	\$6158

Personal Tower - RIGHT*

Two file drawers on bottom. Wardrobe compartment on **right** includes hanging rod. Storage compartment on **left** includes one adjustable shelf. Lower lock secures all drawers. Optional lock available on upper storage and wardrobe. Shipped assembled in 1 carton.

	D27D22W24H84L	22 x 24 x 84	125	167	24	\$7258	\$8712
	D27W24H84L	20 x 24 x 84	125	152	22	\$6910	\$8293

Personal Tower - LEFT*

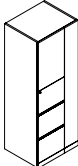
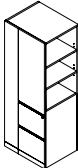
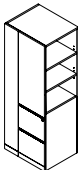
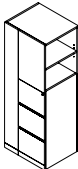
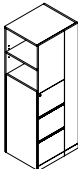
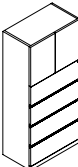
Three file drawers on bottom. Wardrobe compartment on **left** includes hanging rod. Storage compartment on **right** includes one adjustable shelf. Lower lock secures all drawers. Optional lock available on upper storage and wardrobe. Shipped assembled in 1 carton.

Required Specifications

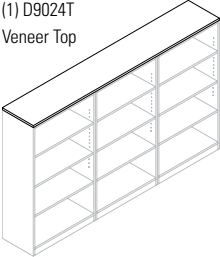
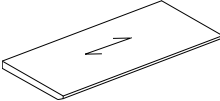
Veneer Finish (doors, drawer fronts, open shelves)
Laminate Finish (top/body)
Handle Style

Optional Specifications

Lock*
Veneer Top

PERSONAL TOWERS - 84" HIGH (FREESTANDING)		MODEL#	DIMENSIONS	FREIGHT CLASS	WT/LBS.	CUBIC FT.	veneer/LAMINATE	ALL veneer
	Personal Tower - RIGHT		D x W x H					
		D27D22W24H84R	22 x 24 x 84	125	167	24	\$7258	\$8712
		D27W24H84R	20 x 24 x 84	125	152	22	\$6910	\$8293
Three file drawers on bottom. Wardrobe compartment on right includes hanging rod. Storage compartment on left includes one adjustable shelf. Lower lock secures all drawers. Optional lock available on upper storage and wardrobe. Shipped assembled in 1 carton.								
	Personal Tower w/Open Bookcase - LEFT	D30D22W24H84L	22 x 24 x 84	125	167	24	\$5417	\$6498
		D30W24H84L	20 x 24 x 84	125	152	22	\$5132	\$6158
		Two file drawers on bottom. Wardrobe compartment on left includes hanging rod. Storage compartment on right includes one adjustable shelf. Open bookcase on right includes two adjustable shelves. Lower lock secures all drawers. Optional lock available on wardrobe. Shipped assembled in 1 carton.						
	Personal Tower w/Open Bookcase - RIGHT	D30D22W24H84R	22 x 24 x 84	125	167	24	\$5417	\$6498
		D30W24H84R	20 x 24 x 84	125	152	22	\$5132	\$6158
		Two file drawers on bottom. Wardrobe compartment on right includes hanging rod. Storage compartment on left includes one adjustable shelf. Open bookcase on left includes two adjustable shelves. Lower lock secures all drawers. Optional lock available on wardrobe. Shipped assembled in 1 carton.						
	Personal Tower w/Open Bookcase - LEFT	D26D22W24H84L	22 x 24 x 84	125	167	24	\$7258	\$8712
		D26W24H84L	20 x 24 x 84	125	152	22	\$6910	\$8293
		Three file drawers on bottom. Wardrobe compartment on left includes hanging rod. Storage compartment on right includes one adjustable shelf. Open bookcase on right includes one adjustable shelf. Lower lock secures all drawers. Optional lock available on wardrobe. Shipped assembled in 1 carton.						
	Personal Tower w/Open Bookcase - RIGHT	D26D22W24H84R	22 x 24 x 84	125	167	24	\$7258	\$8712
		D26W24H84R	20 x 24 x 84	125	152	22	\$6910	\$8293
		Three file drawers on bottom. Wardrobe compartment on right includes hanging rod. Storage compartment on left includes one adjustable shelf. Open bookcase on left includes one adjustable shelf. Lower lock secures all drawers. Optional lock available on wardrobe. Shipped assembled in 1 carton.						
	Four File Module w/Doors	D6W30H84	20 x 30 x 84	85	351	29	\$5757	\$6906
		Four lateral file drawers on bottom. Includes one adjustable shelf. Lock secures all drawers. Optional lock available on upper storage. Front-to-back and side-to-side filing. Not for stacking materials on lateral file drawer bottom. Shipped assembled in 1 carton.						

Required Specifications	Optional Specifications
Veneer Finish (doors, drawer fronts, open shelves)	Lock*
Laminate Finish (top/body)	Veneer Top
Handle Style	

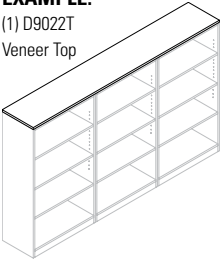
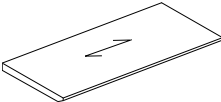
TOPS FOR STORAGE MODELS	MODEL#	DIMENSIONS	FREIGHT CLASS	WT/LBS.	CUBIC FT.	veneer/LAMINATE	ALL VENEER
<p>EXAMPLE:</p> <p>(1) D9024T Veneer Top</p>  <p>(3) D7D22W30H48 - Open Storage Cabinet</p>  <p>Tops - 24" Deep</p>		D x W x H					
	D12024T	24 x 120 x 1	60	115	2	N/A	\$2453
	D11824T	24 x 118 x 1	60	109	2	N/A	\$2416
	D11624T	24 x 116 x 1	60	107	2	N/A	\$2381
	D11424T	24 x 114 x 1	60	105	2	N/A	\$2350
	D11224T	24 x 112 x 1	60	103	2	N/A	\$2292
	D11024T	24 x 110 x 1	60	102	2	N/A	\$2248
	D10824T	24 x 108 x 1	60	100	2	N/A	\$2206
	D10624T	24 x 106 x 1	60	98	2	N/A	\$2167
	D10424T	24 x 104 x 1	60	96	2	N/A	\$2124
	D10224T	24 x 102 x 1	60	94	2	N/A	\$2089
	D10024T	24 x 100 x 1	60	92	2	N/A	\$2044
	D9824T	24 x 98 x 1	60	90	2	N/A	\$2002
	D9624T	24 x 96 x 1	60	88	2	N/A	\$1963
	D9424T	24 x 94 x 1	60	86	2	N/A	\$1921
	D9224T	24 x 92 x 1	60	85	2	N/A	\$1883
	D9024T	24 x 90 x 1	60	83	2	N/A	\$1842
	D8824T	24 x 88 x 1	60	81	2	N/A	\$1804
	D8624T	24 x 86 x 1	60	80	2	N/A	\$1760
	D8424T	24 x 84 x 1	60	78	2	N/A	\$1716
	D8224T	24 x 82 x 1	60	75	2	N/A	\$1678
	D8024T	24 x 80 x 1	60	74	2	N/A	\$1638
	D7824T	24 x 78 x 1	60	72	2	N/A	\$1615
	D7624T	24 x 76 x 1	60	70	2	N/A	\$1558
	D7424T	24 x 74 x 1	60	69	2	N/A	\$1518
	D7224T	24 x 72 x 1	60	66	2	N/A	\$1477
	D7024T	24 x 70 x 1	60	64	2	N/A	\$1433
	D6824T	24 x 68 x 1	60	62	2	N/A	\$1399
	D6624T	24 x 66 x 1	60	61	2	N/A	\$1353
	D6424T	24 x 64 x 1	60	59	1	N/A	\$1308
	D6224T	24 x 62 x 1	60	57	1	N/A	\$1272
	D6024T	24 x 60 x 1	60	55	1	N/A	\$1227
	D5824T	24 x 58 x 1	60	54	1	N/A	\$1184
	D5624T	24 x 56 x 1	60	52	1	N/A	\$1148
	D5424T	24 x 54 x 1	60	50	1	N/A	\$1106
	D5224T	24 x 52 x 1	60	48	1	N/A	\$1067
	D5024T	24 x 50 x 1	60	46	1	N/A	\$1024
	D4824T	24 x 48 x 1	60	44	1	N/A	\$981
	D4224T	24 x 42 x 1	60	39	1	N/A	\$953
	D4024T	24 x 40 x 1	60	37	1	N/A	\$909
	D3824T	24 x 38 x 1	60	35	1	N/A	\$864
	D3624T	24 x 36 x 1	60	33	1	N/A	\$813
	D3424T	24 x 34 x 1	60	31	1	N/A	\$761
	D3224T	24 x 32 x 1	65	29	1	N/A	\$719
	D3024T	24 x 30 x 1	65	28	1	N/A	\$616
	D2424T	24 x 24 x 1	65	23	1	N/A	\$616
	D1824T	24 x 18 x 1	70	17	1	N/A	\$448
	D1624T	24 x 16 x 1	70	15	1	N/A	\$434
	D1224T	24 x 12 x 1	92.5	11	1	N/A	\$325

For use with 22" deep units. Tops are 1" thick.

- **This is an OPTION for Storage Modules, Wardrobe Cabinets and Personal Towers.**
Specify a Veneer Top from the listing above (either a single model or straight run).

Required Specifications


Veneer finish

TOPS FOR STORAGE MODELS	MODEL#	DIMENSIONS	FREIGHT CLASS	WT/LBS.	CUBIC FT.	VENEER/LAMINATE	ALL VENEER
<div>EXAMPLE:</div> <div>(1) D9022T</div> <div>Veneer Top</div> <div></div> <div>(3) D7D20W30H48 - Open Storage Cabinet</div> <div></div> <div>Tops - 22" Deep</div>		D x W x H					
	D12022T	22 x 120 x 1	60	101	2	N/A	\$2248
	D11822T	22 x 118 x 1	60	100	2	N/A	\$2211
	D11622T	22 x 116 x 1	60	97	2	N/A	\$2173
	D11422T	22 x 114 x 1	60	96	2	N/A	\$2140
	D11222T	22 x 112 x 1	60	95	2	N/A	\$2104
	D11022T	22 x 110 x 1	60	92	2	N/A	\$2059
	D10822T	22 x 108 x 1	60	91	2	N/A	\$2022
	D10622T	22 x 106 x 1	60	89	2	N/A	\$1987
	D10422T	22 x 104 x 1	60	87	2	N/A	\$1952
	D10222T	22 x 102 x 1	60	86	2	N/A	\$1912
	D10022T	22 x 100 x 1	60	84	2	N/A	\$1877
	D9822T	22 x 98 x 1	60	83	2	N/A	\$1832
	D9622T	22 x 96 x 1	60	81	2	N/A	\$1797
	D9422T	22 x 94 x 1	60	79	2	N/A	\$1760
	D9222T	22 x 92 x 1	60	77	2	N/A	\$1723
	D9022T	22 x 90 x 1	60	76	2	N/A	\$1723
	D8822T	22 x 88 x 1	60	74	2	N/A	\$1650
	D8622T	22 x 86 x 1	60	73	2	N/A	\$1615
	D8422T	22 x 84 x 1	60	71	2	N/A	\$1578
	D8222T	22 x 82 x 1	60	69	2	N/A	\$1542
	D8022T	22 x 80 x 1	60	67	2	N/A	\$1499
	D7822T	22 x 78 x 1	60	66	2	N/A	\$1461
	D7622T	22 x 76 x 1	60	65	2	N/A	\$1425
	D7422T	22 x 74 x 1	60	63	2	N/A	\$1387
	D7222T	22 x 72 x 1	60	61	2	N/A	\$1387
	D7022T	22 x 70 x 1	65	59	2	N/A	\$1318
	D6822T	22 x 68 x 1	65	57	2	N/A	\$1280
	D6622T	22 x 66 x 1	65	55	2	N/A	\$1245
	D6422T	22 x 64 x 1	65	54	1	N/A	\$1200
	D6222T	22 x 62 x 1	60	52	1	N/A	\$1166
	D6022T	22 x 60 x 1	60	50	1	N/A	\$1125
	D5822T	22 x 58 x 1	60	49	1	N/A	\$1089
	D5622T	22 x 56 x 1	60	47	1	N/A	\$1055
	D5422T	22 x 54 x 1	60	46	1	N/A	\$1018
	D5222T	22 x 52 x 1	60	44	1	N/A	\$981
	D5022T	22 x 50 x 1	60	42	1	N/A	\$937
	D4822T	22 x 48 x 1	60	40	1	N/A	\$901
	D4222T	22 x 42 x 1	60	36	1	N/A	\$873
	D4022T	22 x 40 x 1	60	34	1	N/A	\$828
	D3822T	22 x 38 x 1	60	32	1	N/A	\$791
	D3622T	22 x 36 x 1	60	30	1	N/A	\$749
	D3422T	22 x 34 x 1	65	28	1	N/A	\$703
	D3222T	22 x 32 x 1	65	27	1	N/A	\$662
	D3022T	22 x 30 x 1	65	25	1	N/A	\$616
	D2422T	22 x 24 x 1	70	20	1	N/A	\$594
	D1822T	22 x 18 x 1	70	15	1	N/A	\$448
	D1622T	22 x 16 x 1	85	14	1	N/A	\$397
	D1222T	22 x 12 x 1	92.5	10	1	N/A	\$298

For use with 20" deep units. Tops are 1" thick.

- **This is an *OPTION* for Storage Modules, Wardrobe Cabinets and Personal Towers.**

Specify a Veneer Top from the listing above (either a single model or straight run).

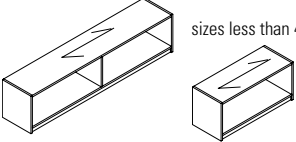
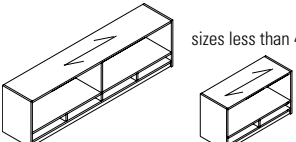
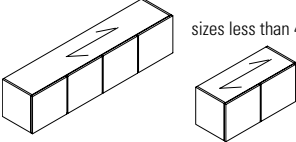
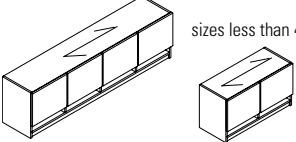
FLOATING SHELF	MODEL#	DIMENSIONS	FREIGHT CLASS	WT/LBS.	CUBIC FT.	LIST PRICE
<div></div>	CBYF096D12H8	12 x 96 x 8	125	78	10	\$2863
	CBYF064D12H8	12 x 64 x 8	125	50	8	\$1873
	CBYF032D12H8	12 x 32 x 8	100	35	4	\$1697

Wall Mounted Open Storage*

To be used as a stand alone unit. Shipped assembled in 1 carton.

Required Specifications

Veneer finish

OVERHEAD STORAGE	MODEL#	DIMENSIONS	FREIGHT CLASS	WT/LBS.	CUBIC FT.	VENEER/LAMINATE	ALL VENEER
 <p>sizes 48" and larger</p> <p>sizes less than 48"</p> <p>Open Front Overhead Storage</p>		D x W x H					
	DCSF072	14.5 x 72 x 16.5	125	100	10	\$1733	\$2082
	DCSF066	14.5 x 66 x 16.5	125	83	9	\$1592	\$1909
	DCSF060	14.5 x 60 x 16.5	100	75	8	\$1446	\$1733
	DCSF054	14.5 x 54 x 16.5	100	68	7	\$1303	\$1563
	DCSF048	14.5 x 48 x 16.5	100	60	7	\$1159	\$1390
	DCSF042	14.5 x 42 x 16.5	100	55	6	\$1071	\$1283
	DCSF036	14.5 x 36 x 16.5	100	50	5	\$1060	\$1270
	DCSF030	14.5 x 30 x 16.5	100	45	4	\$1036	\$1245
<p>Includes pre-mounted "J" brackets for wall mount applications. Shipped assembled in 1 carton.</p> <ul style="list-style-type: none"> NOTE: Care should be taken to mount the units. Units should be mounted to wall studs using correct fasteners. Failure to do so may result in collapse of the unit and subsequent personal injury. Mounting hardware not included. Mounting hardware used should be based on wall material. Consult an installation professional for proper wall mounting. 							
 <p>sizes 48" and larger</p> <p>sizes less than 48"</p> <p>Open Front Overhead Storage - Pigeon-Hole Storage</p>							
	DCSFOP72	14.5 x 72 x 19.5	125	100	12	\$2082	\$2498
	DCSFOP66	14.5 x 66 x 19.5	125	83	11	\$1908	\$2290
	DCSFOP60	14.5 x 60 x 19.5	125	75	10	\$1733	\$2082
	DCSFOP54	14.5 x 54 x 19.5	125	68	9	\$1565	\$1878
	DCSFOP48	14.5 x 48 x 19.5	125	60	8	\$1386	\$1664
	DCSFOP42	14.5 x 42 x 19.5	125	55	7	\$1303	\$1563
	DCSFOP36	14.5 x 36 x 19.5	125	50	6	\$1263	\$1515
	DCSFOP30	14.5 x 30 x 19.5	125	45	5	\$1248	\$1495
<p>Includes pre-mounted "J" brackets for wall mount applications. Horizontal pigeon-hole storage on bottom of overhead.</p> <ul style="list-style-type: none"> NOTE: Care should be taken to mount the units. Units should be mounted to wall studs using correct fasteners. Failure to do so may result in collapse of the unit and subsequent personal injury. Mounting hardware not included. Mounting hardware used should be based on wall material. Consult an installation professional for proper wall mounting. Shipped assembled in 1 carton. 							
 <p>sizes 48" and larger</p> <p>sizes less than 48"</p> <p>Closed Front Overhead Storage with Hinge Doors*</p>							
	DSF72	14.5 x 72 x 16.5	92.5	100	10	\$2242	\$2690
	DSF66	14.5 x 66 x 16.5	100	83	9	\$2059	\$2471
	DSF60	14.5 x 60 x 16.5	100	75	8	\$1871	\$2246
	DSF54	14.5 x 54 x 16.5	100	68	7	\$1678	\$2014
	DSF48	14.5 x 48 x 16.5	60	60	7	\$1650	\$1980
	DSF42	14.5 x 42 x 16.5	100	55	6	\$1375	\$1649
	DSF36	14.5 x 36 x 16.5	92.5	50	5	\$1346	\$1613
	DSF30	14.5 x 30 x 16.5	92.5	45	4	\$1322	\$1588
<p>Includes pre-mounted "J" brackets for wall mount applications. Shipped assembled in 1 carton.</p> <ul style="list-style-type: none"> NOTE: Care should be taken to mount the units. Units should be mounted to wall studs using correct fasteners. Failure to do so may result in collapse of the unit and subsequent personal injury. Mounting hardware not included. Mounting hardware used should be based on wall material. Consult an installation professional for proper wall mounting. 							
 <p>sizes 48" and larger</p> <p>sizes less than 48"</p> <p>Closed Front Overhead Storage with Hinge Doors & Pigeon-Hole Storage*</p>							
	DSFP72	14.5 x 72 x 19.5	100	100	12	\$2693	\$3233
	DSFP66	14.5 x 66 x 19.5	125	83	11	\$2466	\$2958
	DSFP60	14.5 x 60 x 19.5	125	75	10	\$2248	\$2698
	DSFP54	14.5 x 54 x 19.5	125	68	9	\$2022	\$2428
	DSFP48	14.5 x 48 x 19.5	125	60	8	\$1791	\$2146
	DSFP42	14.5 x 42 x 19.5	125	55	7	\$1711	\$2054
	DSFP36	14.5 x 36 x 19.5	100	50	6	\$1615	\$1938
	DSFP30	14.5 x 30 x 19.5	100	45	5	\$1593	\$1910
<p>Includes pre-mounted "J" brackets for wall mount applications. Horizontal pigeon-hole storage on bottom of overhead. Shipped assembled in 1 carton.</p> <ul style="list-style-type: none"> NOTE: Care should be taken to mount the units. Units should be mounted to wall studs using correct fasteners. Failure to do so may result in collapse of the unit and subsequent personal injury. Mounting hardware not included. Mounting hardware used should be based on wall material. Consult an installation professional for proper wall mounting. 							

Required Specifications

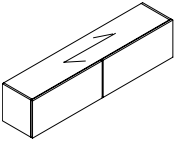
Veneer Finish
Laminate Finish (top/body)

Optional Specifications

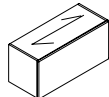
Lock*
Handle style*

OVERHEAD STORAGE

sizes 48" and larger

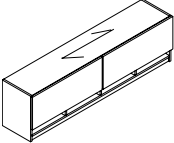


sizes less than 48"

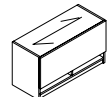


Closed Front Overhead Storage -
with Flipper Doors

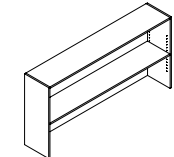
sizes 48" and larger



sizes less than 48"



Closed Front Overhead Storage with
Flipper Doors & Pigeon-Hole Storage



Open Hutch with Closed Back

MODEL#

DIMENSIONS

FREIGHT CLASS

WT/LBS.

CUBIC FT.

VENEER/LAMINATE

ALL VENEER

	D x W x H					
DSFF72	14.5 x 72 x 16.5	92.5	100	10	\$2431	\$2916
DSFF66	14.5 x 66 x 16.5	100	83	9	\$2225	\$2670
DSFF60	14.5 x 60 x 16.5	100	75	8	\$2022	\$2428
DSFF54	14.5 x 54 x 16.5	100	68	7	\$1826	\$2191
DSFF48	14.5 x 48 x 16.5	100	60	7	\$1621	\$1948
DSFF42	14.5 x 42 x 16.5	100	55	6	\$1506	\$1805
DSFF36	14.5 x 36 x 16.5	92.5	50	5	\$1477	\$1773
DSFF30	14.5 x 30 x 16.5	92.5	45	4	\$1456	\$1746

Includes pre-mounted "J" brackets for wall mount applications. Horizontal pigeon-hole storage on bottom of overhead. Shipped assembled in 1 carton.

- **NOTE:** Care should be taken to mount the units. Units should be mounted to wall studs using correct fasteners. Failure to do so may result in collapse of the unit and subsequent personal injury. **Mounting hardware not included.** Mounting hardware used should be based on wall material. Consult an installation professional for proper wall mounting.

DSFFP72	14.5 x 72 x 19.5	100	100	12	\$3187	\$3824
DSFFP66	14.5 x 66 x 19.5	125	83	11	\$2669	\$3205
DSFFP60	14.5 x 60 x 19.5	125	75	10	\$2431	\$2916
DSFFP54	14.5 x 54 x 19.5	125	68	9	\$2185	\$2618
DSFFP48	14.5 x 48 x 19.5	125	60	8	\$1943	\$2331
DSFFP42	14.5 x 42 x 19.5	125	55	7	\$1804	\$2165
DSFFP36	14.5 x 36 x 19.5	100	50	6	\$1768	\$2121
DSFFP30	14.5 x 30 x 19.5	100	45	5	\$1740	\$2086

Includes pre-mounted "J" brackets for wall mount applications. Horizontal pigeon-hole storage on bottom of overhead. Shipped assembled in 1 carton.

- **NOTE:** Care should be taken to mount the units. Units should be mounted to wall studs using correct fasteners. Failure to do so may result in collapse of the unit and subsequent personal injury. **Mounting hardware not included.** Mounting hardware used should be based on wall material. Consult an installation professional for proper wall mounting.

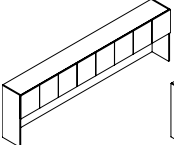
D72CL36	16 x 72 x 36	125	155	23	\$1936	\$2322
D66CL36	16 x 66 x 36	125	140	21	\$1795	\$2152
D60CL36	16 x 60 x 36	125	130	19	\$1593	\$1910
D48CL36	16 x 48 x 36	125	110	15	\$1516	\$1821
D42CL36	16 x 42 x 36	125	95	13	\$1375	\$1649
D36CL36	16 x 36 x 36	125	80	11	\$1293	\$1550
D30CL36	16 x 30 x 36	125	67	9	\$1074	\$1293

One adjustable shelf. Closed back. Shipped assembled in 1 carton.

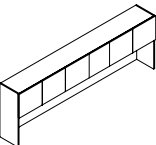
- **A Tackboard cannot be used with this hutch.**

CLOSED HUTCHES

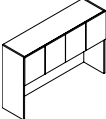
sizes 120"-108"w



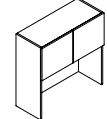
sizes 102"-84"w



sizes 78"-60"w



sizes 36"-30"w



Closed Hutch w/Veneer Doors 36" High*

MODEL#

DIMENSIONS

FREIGHT CLASS

WT/LBS.

CUBIC FT.

VENEER/LAMINATE

ALL VENEER

D120SH36	16 x 120 x 36	125	295	38	\$5230	\$6277
D114SH36	16 x 114 x 36	125	281	36	\$4967	\$5960
D108SH36	16 x 108 x 36	125	268	34	\$4707	\$5647
D102SH36	16 x 102 x 36	125	254	32	\$4446	\$5335
D96SH36	16 x 96 x 36	100	241	30	\$4186	\$5022
D90SH36	16 x 90 x 36	100	227	28	\$3922	\$4707
D84SH36	16 x 84 x 36	100	214	26	\$3660	\$4393
D78SH36	16 x 78 x 36	100	200	24	\$3400	\$4081
D72SH36	16 x 72 x 36	125	187	23	\$3139	\$3767
D66SH36	16 x 66 x 36	100	173	21	\$3025	\$3628
D60SH36	16 x 60 x 36	100	160	19	\$2877	\$3452
D36SH36	16 x 36 x 36	100	94	11	\$1964	\$2358
D30SH36	16 x 30 x 36	100	78	9	\$1718	\$2061

One fixed shelf. Closed back features one grommet. Shipped assembled in 1 carton.

- Models 120"w- 108"w have three fixed shelf dividers.
- Models 84"w- 102"w have two fixed shelf dividers.
- Models 60"w - 78"w have one fixed shelf divider.
- *Clearance from worksurface to valance is 19.5".*

Required Specifications

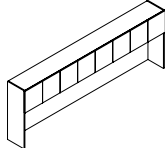
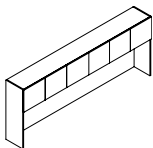
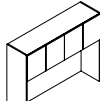
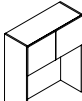
Veneer Finish
Laminate Finish (top/body)

Optional Specifications

Lock (models with doors)
Handle Style (models with doors)

Accessories

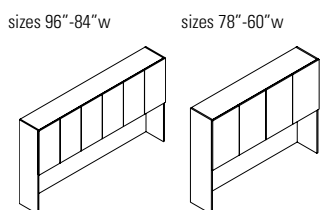
Tackboard*
Tasklight*

CLOSED HUTCHES	MODEL#	DIMENSIONS	FREIGHT CLASS	WT./LBS.	CUBIC FT.	veneer/LAMINATE	ALL VENEER
		D x W x H					
sizes 120"-108"w	D120SH42	16 x 120 x 42	125	341	44	\$6100	\$7318
sizes 102"-84"w	D114SH42	16 x 114 x 42	125	324	42	\$5791	\$6951
	D108SH42	16 x 108 x 42	125	307	39	\$5766	\$6920
	D102SH42	16 x 102 x 42	125	290	37	\$5184	\$6221
	D96SH42	16 x 96 x 42	125	273	35	\$4880	\$5856
	D90SH42	16 x 90 x 42	125	256	33	\$4575	\$5490
	D84SH42	16 x 84 x 42	125	239	31	\$4485	\$5382
	D78SH42	16 x 78 x 42	125	222	38	\$3968	\$4760
sizes 78"-60"w	D72SH42	16 x 72 x 42	125	205	26	\$3660	\$4393
sizes 30"-36"w	D66SH42	16 x 66 x 42	125	188	24	\$3526	\$4232
	D60SH42	16 x 60 x 42	125	171	22	\$3354	\$4026
	D36SH42	16 x 36 x 42	125	102	13	\$2291	\$2747
	D30SH42	16 x 30 x 42	125	85	11	\$2006	\$2406

Closed Hutch w/Veneer Doors 42" H

One fixed shelf. Closed back features one grommet. Shipped assembled in 1 carton.

- Models 120"w- 108"w have three fixed shelf dividers.
- Models 84"w- 102"w have two fixed shelf dividers.
- Models 60"w - 78"w have one fixed shelf divider.
- *Clearance from worksurface to valance is 19.5".*

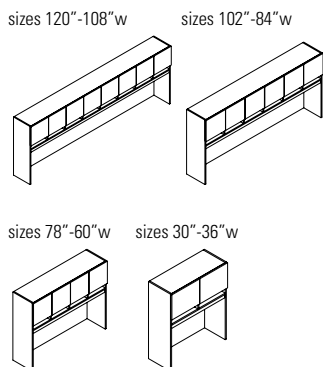


Closed Hutch w/Veneer Doors 54" H

D962SH54	15 x 96 x 54	125	351	45	\$6268	\$7522
D902SH54	15 x 90 x 54	125	329	42	\$5881	\$7056
D842SH54	15 x 84 x 54	125	307	39	\$5488	\$6582
D782SH54	15 x 78 x 54	125	285	37	\$5095	\$6116
D722SH54	15 x 72 x 54	300	263	34	\$4706	\$5646
D662SH54	15 x 66 x 54	125	241	31	\$4530	\$5436
D602SH54	15 x 60 x 54	125	219	28	\$4315	\$5176

One fixed shelf and one adjustable shelf (per compartment). Closed back features one grommet. Shipped assembled in 1 carton.

- *Clearance from worksurface to valance is 25.5".*



Closed Hutch w/Veneer Doors Pigeon-Hole Storage, 42" High

D120SHP42	15 x 120 x 42	125	341	44	\$7318	\$8782
D114SHP42	15 x 114 x 42	125	324	42	\$6952	\$8344
D108SHP42	15 x 108 x 42	125	307	39	\$6590	\$7904
D102SHP42	15 x 102 x 42	125	290	37	\$6221	\$7465
D96SHP42	15 x 96 x 42	125	273	35	\$5856	\$7026
D90SHP42	15 x 90 x 42	125	256	33	\$5490	\$6590
D84SHP42	15 x 84 x 42	125	239	31	\$5124	\$6148
D78SHP42	15 x 78 x 42	125	222	38	\$4759	\$5709
D72SHP42	15 x 72 x 42	125	205	26	\$4599	\$5517
D66SHP42	15 x 66 x 42	125	188	24	\$4440	\$5329
D60SHP42	15 x 60 x 42	125	171	22	\$4232	\$5077
D36SHP42	15 x 36 x 42	125	102	13	\$2747	\$3298
D30SHP42	15 x 30 x 42	125	85	11	\$2406	\$2889

One fixed shelf. Closed back features one grommet. Horizontal pigeon-hole storage top mounted to hutch.

Shipped assembled in 1 carton.

- Models 120"w- 108"w have three fixed shelf dividers.
- Models 84"w- 102"w have two fixed shelf dividers.
- Models 60"w - 78"w have one fixed shelf divider.
- *Clearance from worksurface to valance is 21.5".*

Required Specifications

Veneer Finish (doors)
Laminate Finish (top/body)

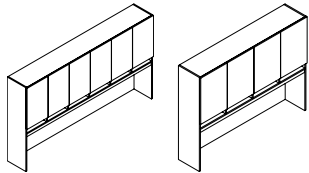
Optional Specifications

Lock
Handle Style

Accessories

Tackboard
Tasklight

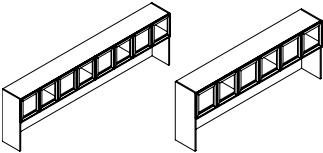
CLOSED HUTCHES



Closed Hutch w/Veneer Doors
Pigeon-Hole Storage, 54"H*

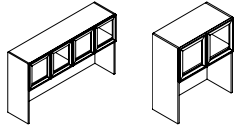
sizes 120"-108"w

sizes 102"-84"w



sizes 78"-60"w

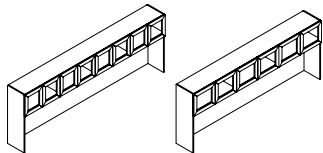
sizes 30"-36"w



Closed Hutch w/Glass Doors 36"H**

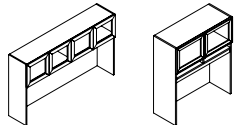
sizes 120"-108"w

sizes 102"-84"w



sizes 78"-60"w

sizes 30"-36"w



Closed Hutch w/Glass Doors 42"H**

MODEL#	DIMENSIONS	FREIGHT CLASS	WT/LBS.	CUBIC FT.	veneer/LAMINATE	ALL VENEER
D x W x H						
D962SHP54	15 x 96 x 54	125	351	45	\$7527	\$9033
D902SHP54	15 x 90 x 54	125	329	42	\$7053	\$8462
D842SHP54	15 x 84 x 54	125	307	39	\$6580	\$7895
D782SHP54	15 x 78 x 54	125	285	37	\$6114	\$7336
D722SHP54	15 x 72 x 54	125	263	34	\$5646	\$6774
D662SHP54	15 x 66 x 54	125	241	31	\$5434	\$6520
D602SHP54	15 x 60 x 54	125	219	28	\$5174	\$6208

One fixed shelf and one adjustable shelf (per compartment). Closed back features one grommet. Horizontal pigeon-hole storage top mounted to hutch. Shipped assembled in 1 carton.

- Clearance from worksurface to valance is 21.5".

D120SH36G	15 x 120 x 36	125	295	38	\$7822	\$9384
D114SH36G	15 x 114 x 36	125	281	36	\$7508	\$9009
D108SH36G	15 x 108 x 36	125	268	34	\$7202	\$8642
D102SH36G	15 x 102 x 36	125	254	32	\$6466	\$7759
D96SH36G	15 x 96 x 36	85	241	30	\$6168	\$7401
D90SH36G	15 x 90 x 36	100	227	28	\$5862	\$7035
D84SH36G	15 x 84 x 36	100	214	26	\$5563	\$6675
D78SH36G	15 x 78 x 36	85	200	24	\$5271	\$6326
D72SH36G	15 x 72 x 36	100	187	23	\$4580	\$5495
D66SH36G	15 x 66 x 36	100	173	21	\$4382	\$5259
D60SH36G	15 x 60 x 36	100	160	19	\$4187	\$5023
D36SH36G	15 x 36 x 36	100	94	11	\$2663	\$3194
D30SH36G	15 x 30 x 36	100	78	9	\$2381	\$2854

One fixed shelf. Closed back features one grommet. Aluminum frame available in Tungsten finish only. Shipped assembled in 1 carton. Translucent, screened glass.

- Models 120"w- 108"w have three fixed shelf dividers.
- Models 84"w- 102"w have two fixed shelf dividers.
- Models 60"w - 78"w have one fixed shelf divider.
- Clearance from worksurface to valance is 19.5".
- Locks are not available on hutches with Glass Doors.

D120SH42G	15 x 120 x 42	125	341	44	\$8222	\$9868
D114SH42G	15 x 114 x 42	125	324	42	\$7887	\$9464
D108SH42G	15 x 108 x 42	125	307	39	\$7560	\$9071
D102SH42G	15 x 102 x 42	125	290	37	\$6814	\$8180
D96SH42G	15 x 96 x 42	125	273	35	\$6495	\$7793
D90SH42G	15 x 90 x 42	125	256	33	\$6254	\$7506
D84SH42G	15 x 84 x 42	125	239	31	\$5840	\$7008
D78SH42G	15 x 78 x 42	150	222	38	\$5518	\$6622
D72SH42G	15 x 72 x 42	125	205	26	\$4763	\$5713
D66SH42G	15 x 66 x 42	125	188	24	\$4595	\$5514
D60SH42G	15 x 60 x 42	125	171	22	\$4434	\$5318
D36SH42G	15 x 36 x 42	125	102	13	\$3462	\$4154
D30SH42G	15 x 30 x 42	125	85	11	\$2517	\$3025

One fixed shelf. Closed back features one grommet. Aluminum frame available in Tungsten finish only. Shipped assembled in 1 carton. Translucent, screened glass.

- Models 120"w- 108"w have three fixed shelf dividers.
- Models 84"w- 102"w have two fixed shelf dividers.
- Models 60"w - 78"w have one fixed shelf divider.
- Clearance from worksurface to valance is 25.5".
- Locks are not available on hutches with Glass Doors.

Required Specifications

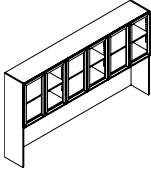
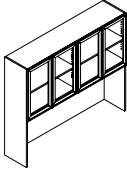
Veneer finish*
Laminate finish (body)**
Handle Style

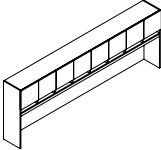
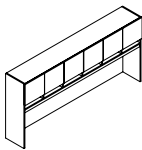
Optional Specifications

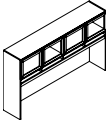
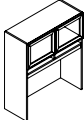
Lock*
Veneer top*

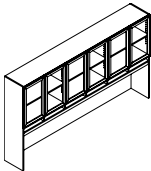
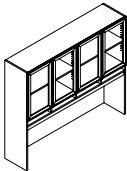
Accessories

Tackboard
Tasklight

CLOSED HUTCHES		MODEL#	DIMENSIONS	FREIGHT CLASS	WT./LBS.	CUBIC FT.	veneer/LAMINATE	ALL VENEER
		D x W x H						
sizes 96"-84"w 	sizes 78"-60"w 	D962SH54G	15 x 96 x 54	125	351	45	\$8295	\$9953
		D902SH54G	15 x 90 x 54	125	329	42	\$7697	\$9238
		D842SH54G	15 x 84 x 54	125	307	39	\$7151	\$8582
		D782SH54G	15 x 78 x 54	125	285	37	\$6575	\$7891
		D722SH54G	15 x 72 x 54	125	263	34	\$6007	\$7207
		D662SH54G	15 x 66 x 54	125	241	31	\$5797	\$6957
		D602SH54G	15 x 60 x 54	125	219	28	\$5541	\$6649
		One fixed shelf and one adjustable shelf (per compartment). Closed back features one grommet. Aluminum frame available in Tungsten finish only. Shipped assembled in 1 carton. Translucent, screened glass. <ul style="list-style-type: none">• Clearance from worksurface to valance is 25.5".• Locks are not available on hutches with Glass Doors.						

sizes 120"-108"w 	sizes 102"-84"w 	D120SHP42G	15 x 120 x 42	125	341	44	\$9371	\$11247
		D114SHP42G	15 x 114 x 42	125	324	42	\$8967	\$10758
		D108SHP42G	15 x 108 x 42	125	307	39	\$8593	\$10313
		D102SHP42G	15 x 102 x 42	125	290	37	\$7798	\$9359
		D96SHP42G	15 x 96 x 42	125	273	35	\$7436	\$8924
		D90SHP42G	15 x 90 x 42	125	256	33	\$7413	\$8896
		D84SHP42G	15 x 84 x 42	125	239	31	\$6642	\$7967
		D78SHP42G	15 x 78 x 42	150	222	38	\$6262	\$7513
		D72SHP42G	15 x 72 x 42	125	205	26	\$5462	\$6552
		D66SHP42G	15 x 66 x 42	125	188	24	\$5286	\$6344
		D60SHP42G	15 x 60 x 42	125	171	22	\$5030	\$6037
		D36SHP42G	15 x 36 x 42	125	102	13	\$3268	\$3922
		D30SHP42G	15 x 30 x 42	125	85	11	\$2918	\$3502
		One fixed shelf. Closed back features one grommet. Aluminum frame available in Tungsten finish only. Horizontal pigeon-hole storage top mounted to hutch. Shipped assembled in 1 carton. Translucent, screened glass. <ul style="list-style-type: none">• Models 120"w- 108"w have three fixed shelf dividers.• Models 84"w- 102"w have two fixed shelf dividers.• Models 60"w - 78"w have one fixed shelf divider.• Clearance from worksurface to valance is 21.5".• Locks are not available on hutches with Glass Doors.						

sizes 78"-60"w 	sizes 30"-36"w 	D962SHP54G	15 x 96 x 54	125	351	45	\$9532	\$11441
		D902SHP54G	15 x 90 x 54	125	329	42	\$8885	\$10661
		D842SHP54G	15 x 84 x 54	125	307	39	\$8235	\$9884
		D782SHP54G	15 x 78 x 54	125	285	37	\$7589	\$9105
		D722SHP54G	15 x 72 x 54	125	263	34	\$6940	\$8328
		D662SHP54G	15 x 66 x 54	125	241	31	\$6692	\$8028
		D602SHP54G	15 x 60 x 54	125	219	28	\$6393	\$7673
		One fixed shelf and one adjustable shelf (per compartment). Closed back features one grommet. Aluminum frame available in Tungsten finish only. Horizontal pigeon-hole storage top mounted to hutch. Shipped assembled in 1 carton. Translucent, screened glass. <ul style="list-style-type: none">• Clearance from worksurface to valance is 21.5".• Locks are not available on hutches with Glass Doors.						

sizes 96"-84"w 	sizes 78"-60"w 							

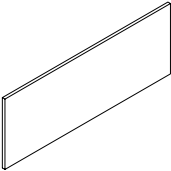
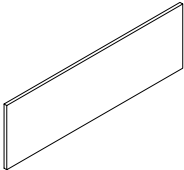
Required Specifications

Laminate Finish (body)

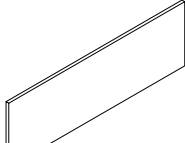
Accessories

Tackboard
Task Light

CLOSED HUTCHES	MODEL#	DIMENSIONS	FREIGHT CLASS	WT/LBS.	CUBIC FT.	GR. 1-3	GR. 4-5
		D x W x H					
	TACKBOARD Notes: Tackboards can be upholstered in all of the following fabrics:						
	Grade 1: Jenny, Quilt, Terrace, Urban, Waterfall						
	Grade 2: Imprint, Lola						
	Grade 3: Anchorage, Merge						

WALL MOUNTED TACKBOARDS FOR OVERHEAD STORAGE						GR. 1-3	GR. 4-5
	TS120	1 x 120 x 20	70	26	2	\$1621	\$2026
	TS114	1 x 114 x 20	70	25	2	\$1544	\$1932
	TS108	1 x 108 x 20	70	23	2	\$1460	\$1825
	TS102	1 x 102 x 20	85	19	2	\$1383	\$1729
	TS96	1 x 96 x 20	70	17	1	\$1293	\$1619
	TS90	1 x 90 x 20	70	15	1	\$1216	\$1521
	TS84	1 x 84 x 20	70	14	1	\$1139	\$1422
	TS78	1 x 78 x 20	70	13	1	\$1055	\$1319
	TS72	1 x 72 x 20	70	12	1	\$594	\$744
	TS66	1 x 66 x 20	85	11	1	\$546	\$686
	TS60	1 x 60 x 20	85	10	1	\$502	\$631
	TS54	1 x 54 x 20	85	10	1	\$455	\$572
	TS48	1 x 48 x 20	85	10	1	\$407	\$511
	TS42	1 x 42 x 20	85	10	1	\$360	\$453
	TS36	1 x 36 x 20	100	8	1	\$322	\$408
	TS30	1 x 30 x 20	150	5	1	\$268	\$337
	For use on 16.5"H overhead storage (DCSF0_ , DSF_ , DSFF_) at a finished height of 66" . See Tackboard Notes above for exact fabric availability. List Price shown applies for all fabric grades.						
	• NOTE: Care should be taken to mount the units. Units should be mounted to wall studs using correct fasteners. Failure to do so may result in collapse of the unit and subsequent personal injury. Mounting hardware not included. Mounting hardware used should be based on wall material. Consult an installation professional for proper wall mounting.						
	TS120H26	1 x 120 x 26	70	34	2	\$2108	\$2635
	TS114H26	1 x 114 x 26	70	32	2	\$2003	\$2504
	TS108H26	1 x 108 x 26	70	30	2	\$1898	\$2374
	TS102H26	1 x 102 x 26	85	24	2	\$1788	\$2235
	TS96H26	1 x 96 x 26	92.5	22	2	\$1691	\$2116
	TS90H26	1 x 90 x 26	92.5	20	2	\$1585	\$1980
	TS84H26	1 x 84 x 26	100	18	2	\$1473	\$1842
	TS78H26	1 x 78 x 26	100	17	2	\$1370	\$1714
	TS72H26	1 x 72 x 26	70	16	1	\$761	\$956
	TS66H26	1 x 66 x 26	85	14	1	\$701	\$879
	TS60H26	1 x 60 x 26	85	13	1	\$641	\$805
	TS54H26	1 x 54 x 26	85	13	1	\$588	\$737
	TS48H26	1 x 48 x 26	85	13	1	\$520	\$653
	TS42H26	1 x 42 x 26	85	13	1	\$462	\$573
	TS36H26	1 x 36 x 26	100	8	1	\$403	\$506
	TS30H26	1 x 30 x 26	150	5	1	\$338	\$428
	For use on 16.5"H overhead storage (DCSF0_ , DSF_ , DSFF_) at a finished height of 72" . See Tackboard Notes above for exact fabric availability. List Price shown applies for all fabric grades.						
	• NOTE: Care should be taken to mount the units. Units should be mounted to wall studs using correct fasteners. Failure to do so may result in collapse of the unit and subsequent personal injury. Mounting hardware not included. Mounting hardware used should be based on wall material. Consult an installation professional for proper wall mounting.						

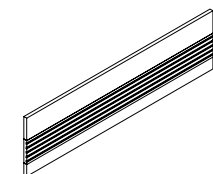
Required Specifications
Fabric

TACKBOARDS FOR OVERHEAD STORAGE & HUTCHES	MODEL#	DIMENSIONS	FREIGHT CLASS	WT./LBS.	CUBIC FT.	GR. 1-3	GR. 4-5
		D x W x H					
	TSP120H23	1 x 120 x 23	70	34	2	\$1830	\$2288
	TSP114H23	1 x 114 x 23	70	32	2	\$1739	\$2172
	TSP108H23	1 x 108 x 23	70	30	2	\$1704	\$2045
	TSP102H23	1 x 102 x 23	85	24	2	\$1625	\$1951
	TSP96H23	1 x 96 x 23	92.5	20	2	\$1467	\$1832
	TSP90H23	1 x 90 x 23	92.5	20	1	\$1370	\$1714
	TSP84H23	1 x 84 x 23	70	18	1	\$1280	\$1599
	TSP78H23	1 x 78 x 23	70	17	1	\$1047	\$1273
	TSP72H23	1 x 72 x 23	70	16	1	\$973	\$1222
	TSP66H23	1 x 66 x 23	85	14	1	\$884	\$1109
	TSP60H23	1 x 60 x 23	85	13	1	\$641	\$805
	TSP54H23	1 x 54 x 23	85	13	1	\$812	\$1018
	TSP48H23	1 x 48 x 23	85	13	1	\$642	\$653
	TSP42H23	1 x 42 x 23	85	13	1	\$565	\$573
	TSP36H23	1 x 36 x 23	100	8	1	\$488	\$505
	TSP30H23	1 x 30 x 23	150	5	1	\$404	\$430

Tackboard

For use on **19.5"H** overhead storage (**DCSFOP**_, **DSFP**_, **DSFFP**_) with Pigeon-Hole Storage **at a finished height of 72"**. See *Tackboard Notes* above for exact fabric availability. List Price shown applies for all fabric grades.

- **NOTE:** Care should be taken to mount the units. Units should be mounted to wall studs using correct fasteners. Failure to do so may result in collapse of the unit and subsequent personal injury. **Mounting hardware not included.** Mounting hardware used should be based on wall material. Consult an installation professional for proper wall mounting.



Tackboard - Accessory Rail

TSA120	1 x 120 x 20	85	26	2	\$2854	\$3567
TSA114	1 x 114 x 20	85	25	2	\$2715	\$3395
TSA108	1 x 108 x 20	92.5	23	2	\$2569	\$3210
TSA102	1 x 102 x 20	100	19	2	\$2436	\$3045
TSA96	1 x 96 x 20	70	15	1	\$2283	\$2854
TSA90	1 x 90 x 20	70	15	1	\$2142	\$2678
TSA84	1 x 84 x 20	85	14	1	\$1996	\$2498
TSA78	1 x 78 x 20	85	13	1	\$1857	\$2322
TSA72	1 x 72 x 20	85	12	1	\$1711	\$2139
TSA66	1 x 66 x 20	92.5	11	1	\$1570	\$1964
TSA60	1 x 60 x 20	92.5	10	1	\$1425	\$1783
TSA54	1 x 54 x 20	92.5	10	1	\$1286	\$1610
TSA48	1 x 48 x 20	92.5	10	1	\$1146	\$1434
TSA42	1 x 42 x 20	92.5	10	1	\$999	\$1250
TSA36	1 x 36 x 20	125	6	1	\$854	\$1070
TSA30	1 x 30 x 20	150	4	1	\$665	\$831


For use on **16.5"H** overhead storage (**DCSF0**_, **DSF**_, **DSFF**_) **at a finished height of 66"**. See *Tackboard Notes* above for exact fabric availability. List Price shown applies for all fabric grades.

- **Must Specify Black (E) or Tungsten (K) Accessory Rail finish.**
- **NOTE:** Care should be taken to mount the units. Units should be mounted to wall studs using correct fasteners. Failure to do so may result in collapse of the unit and subsequent personal injury. **Mounting hardware not included.** Mounting hardware used should be based on wall material. Consult an installation professional for proper wall mounting.

Required Specifications

Fabric
Accessory Rail Finish

WALL MOUNTED TACKBOARDS FOR OVERHEAD STORAGE	MODEL#	DIMENSIONS	FREIGHT CLASS	WT/LBS.	CUBIC FT.	GR. 1-3	GR. 4-5
--	--------	------------	---------------	---------	-----------	---------	---------




Tackboard - Accessory Rail

	D x W x H						
TSA120H26	1 x 120 x 26	85	26	2	\$3427	\$4283	
TSA114H26	1 x 114 x 26	85	25	2	\$3252	\$4065	
TSA108H26	1 x 108 x 26	92.5	23	2	\$3092	\$3864	
TSA102H26	1 x 102 x 26	100	19	2	\$2916	\$3647	
TSA96H26	1 x 96 x 26	70	15	1	\$2582	\$3229	
TSA90H26	1 x 90 x 26	70	15	1	\$2576	\$3221	
TSA84H26	1 x 84 x 26	85	14	1	\$2373	\$2967	
TSA78H26	1 x 78 x 26	85	13	1	\$2226	\$2785	
TSA72H26	1 x 72 x 26	85	12	1	\$2025	\$2533	
TSA66H26	1 x 66 x 26	92.5	11	1	\$1893	\$2365	
TSA60H26	1 x 60 x 26	92.5	10	1	\$1711	\$2139	
TSA54H26	1 x 54 x 26	92.5	10	1	\$1544	\$1932	
TSA48H26	1 x 48 x 26	92.5	10	1	\$1376	\$1720	
TSA42H26	1 x 42 x 26	92.5	10	1	\$1210	\$1511	
TSA36H26	1 x 36 x 26	125	6	1	\$1028	\$1286	
TSA30H26	1 x 30 x 26	150	4	1	\$860	\$1076	

For use on **16.5"H** overhead storage (**DCSF0_**, **DSF_**, **DSFF_**) at a finished height of **72"**. See Tackboard Notes above for exact fabric availability. List Price shown applies for all fabric grades.

- **Must Specify Black (E) or Tungsten (K) Accessory Rail finish.**
- **NOTE:** Care should be taken to mount the units. Units should be mounted to wall studs using correct fasteners. Failure to do so may result in collapse of the unit and subsequent personal injury. **Mounting hardware not included.** Mounting hardware used should be based on wall material. Consult an installation professional for proper wall mounting.



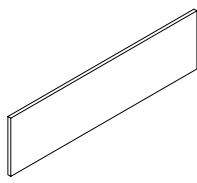
Tackboard - Accessory Rail

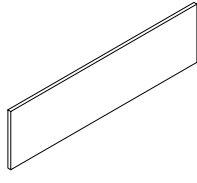
TSPA120H23	1 x 120 x 23	70	34	2	\$3120	\$3899	
TSPA114H23	1 x 114 x 23	70	32	2	\$2952	\$3694	
TSPA108H23	1 x 108 x 23	70	30	2	\$2784	\$3482	
TSPA102H23	1 x 102 x 23	85	24	2	\$2652	\$3315	
TSPA96H23	1 x 96 x 23	92.5	20	2	\$2484	\$3108	
TSPA90H23	1 x 90 x 23	70	20	2	\$2332	\$2915	
TSPA84H23	1 x 84 x 23	100	18	2	\$2171	\$2714	
TSPA78H23	1 x 78 x 23	100	17	2	\$2019	\$2525	
TSPA72H23	1 x 72 x 23	70	16	1	\$1863	\$2331	
TSPA66H23	1 x 66 x 23	85	14	1	\$1711	\$2139	
TSPA60H23	1 x 60 x 23	85	13	1	\$1551	\$1940	
TSPA54H23	1 x 54 x 23	85	13	1	\$1370	\$1714	
TSPA48H23	1 x 48 x 23	85	13	1	\$1242	\$1555	
TSPA42H23	1 x 42 x 23	85	13	1	\$1090	\$1364	
TSPA36H23	1 x 36 x 23	100	6	1	\$937	\$1170	
TSPA30H23	1 x 30 x 23	150	4	1	\$777	\$973	

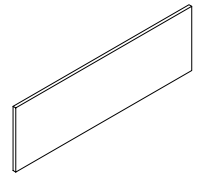
For use on **19.5"H** overhead storage (**DCSF0P_**, **DSFP_**, **DSFFP_**) with Pigeon-Hole Storage at a finished height of **72"**. See Tackboard Notes above for exact fabric availability. List Price shown applies for all fabric grades.

- **Must Specify Black (E) or Tungsten (K) Accessory Rail finish.**
- **NOTE:** Care should be taken to mount the units. Units should be mounted to wall studs using correct fasteners. Failure to do so may result in collapse of the unit and subsequent personal injury. **Mounting hardware not included.** Mounting hardware used should be based on wall material. Consult an installation professional for proper wall mounting.

Required Specifications
Fabric
Accessory Rail Finish

WALL MOUNTED TACKBOARDS FOR OVERHEAD STORAGE			MODEL#	DIMENSIONS	FREIGHT CLASS	WT/LBS.	CUBIC FT.	GR. 1-3	GR. 4-5	
				D x W x H						
				DTS120	1 x 118 x 20	70	26	2	\$963	\$1207
				DTS114	1 x 112 x 20	70	25	2	\$914	\$1145
				DTS108	1 x 106 x 20	70	23	2	\$870	\$1091
				DTS102	1 x 100 x 20	85	19	2	\$824	\$1032
				DTS96	1 x 94 x 20	70	15	1	\$776	\$973
				DTS90	1 x 88 x 20	70	15	1	\$734	\$924
				DTS84	1 x 82 x 20	70	14	1	\$690	\$864
				DTS78	1 x 76 x 20	70	13	1	\$641	\$805
				DTS72	1 x 70 x 20	70	12	1	\$594	\$744
				DTS66	1 x 64 x 20	85	11	1	\$546	\$686
				DTS60	1 x 58 x 20	85	10	1	\$502	\$631
				DTS36	1 x 34 x 20	100	6	1	\$322	\$408
				DTS30	1 x 28 x 20	150	4	1	\$268	\$337
For use on 36"H hutches (D__SH36, D_SH36G, D_SH36DGD, D_SH36GDG). Factory installed , with velcro tape. Please specify hutch to be installed on. <i>See Tackboard Notes above for exact fabric availability.</i> List Price shown applies for all fabric grades.										

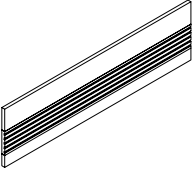
				DTS120H26	1 x 118 x 26	70	34	2	\$1245	\$1559
				DTS114H26	1 x 112 x 26	70	32	2	\$1184	\$1483
				DTS108H26	1 x 106 x 26	70	30	2	\$1122	\$1405
				DTS102H26	1 x 100 x 26	85	24	2	\$1063	\$1335
				DTS96H26	1 x 94 x 26	92.5	20	2	\$1005	\$1259
				DTS90H26	1 x 88 x 26	92.5	20	2	\$941	\$1181
				DTS84H26	1 x 82 x 26	100	18	2	\$882	\$1107
				DTS78H26	1 x 76 x 26	100	17	2	\$824	\$1032
				DTS72H26	1 x 70 x 26	70	16	1	\$761	\$956
				DTS66H26	1 x 64 x 26	85	14	1	\$701	\$879
				DTS60H26	1 x 58 x 26	85	13	1	\$641	\$805
				DTS36H26	1 x 34 x 26	100	8	1	\$403	\$506
				DTS30H26	1 x 28 x 26	150	5	1	\$338	\$428
	For use on 42"H and 54"H hutches (D__SH42/54, D_SH42/54G, D_SH42/54DGD, D_SH42/54GDG). Factory installed , with velcro tape. Please specify hutch to be installed on. <i>See Tackboard Notes above for exact fabric availability.</i> List Price shown applies for all fabric grades.									

				DTSP120H23	1 x 118 x 23	70	34	2	\$1245	\$1559
				DTSP114H23	1 x 112 x 23	70	32	2	\$1184	\$1483
				DTSP108H23	1 x 106 x 23	70	30	2	\$1122	\$1405
				DTSP102H23	1 x 100 x 23	85	24	2	\$1063	\$1335
				DTSP96H23	1 x 94 x 23	92.5	20	2	\$1005	\$1259
				DTSP90H23	1 x 88 x 23	92.5	20	1	\$941	\$1181
				DTSP84H23	1 x 82 x 23	70	18	1	\$882	\$1107
				DTSP78H23	1 x 76 x 23	70	17	1	\$824	\$1032
				DTSP72H23	1 x 70 x 23	70	16	1	\$761	\$956
				DTSP66H23	1 x 64 x 23	85	14	1	\$701	\$879
				DTSP60H23	1 x 58 x 23	85	13	1	\$641	\$805
				DTSP54H23	1 x 52 x 23	85	13	1	\$588	\$737
				DTSP48H23	1 x 46 x 23	85	13	1	\$520	\$653
				DTSP42H23	1 x 40 x 23	85	13	1	\$462	\$581
				DTSP36H23	1 x 34 x 23	100	8	1	\$403	\$506
				DTSP30H23	1 x 28 x 23	150	5	1	\$338	\$428
For use on 42"H and 54"H hutches (D_SHP42/54, D_SHP42/54G, D_SHP42/54DGD, D_SHP42/54GDG) with Pigeon-Hole Storage. Factory installed , with velcro tape. Please specify hutch to be installed on. <i>See Tackboard Notes above for exact fabric availability.</i> List Price shown applies for all fabric grades.										

Required Specifications

Fabric

TACKBOARDS FOR HUTCHES

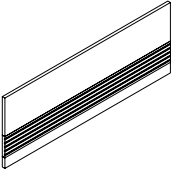


Tackboard - Accessory Rail

MODEL#	DIMENSIONS	FREIGHT CLASS	WT/LBS.	CUBIC FT.	GR. 1-3	GR. 4-5
D x W x H						
DTSA120	1 x 118 x 20	85	26	2	\$1678	\$2103
DTSA114	1 x 112 x 20	85	25	2	\$1599	\$2004
DTSA108	1 x 106 x 20	92.5	23	2	\$1511	\$1892
DTSA102	1 x 100 x 20	100	19	2	\$1432	\$1793
DTSA96	1 x 94 x 20	70	15	1	\$1346	\$1684
DTSA90	1 x 88 x 20	70	15	1	\$1271	\$1594
DTSA84	1 x 82 x 20	85	14	1	\$1184	\$1483
DTSA78	1 x 76 x 20	85	13	1	\$1105	\$1384
DTSA72	1 x 70 x 20	85	12	1	\$1023	\$1281
DTSA66	1 x 64 x 20	92.5	11	1	\$936	\$1173
DTSA60	1 x 58 x 20	92.5	10	1	\$856	\$1074
DTSA54	1 x 52 x 20	92.5	10	1	\$776	\$973
DTSA48	1 x 46 x 20	92.5	10	1	\$695	\$871
DTSA42	1 x 40 x 20	92.5	10	1	\$615	\$773
DTSA36	1 x 34 x 20	125	6	1	\$528	\$664
DTSA30	1 x 28 x 20	150	4	1	\$445	\$561

For use on 36"H hutches (D__SH36, D_SH36G, D_SH36DGD, D_SH36GDG). **Factory installed**, with velcro tape. Please specify hutch to be installed on. *See Tackboard Notes above for exact fabric availability.* List Price shown applies for all fabric grades.

- **Must Specify Black (E) or Tungsten (K) Accessory Rail finish.**



Tackboard - Accessory Rail

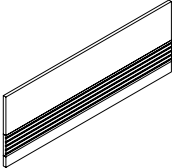
DTSA120H26	1 x 118 x 26	85	26	2	\$2007	\$2513
DTSA114H26	1 x 112 x 26	85	25	2	\$1908	\$2390
DTSA108H26	1 x 106 x 26	92.5	23	2	\$1813	\$2272
DTSA102H26	1 x 100 x 26	100	19	2	\$1714	\$2145
DTSA96H26	1 x 94 x 26	70	15	1	\$1612	\$2019
DTSA90H26	1 x 88 x 26	70	15	1	\$1518	\$1900
DTSA78H26	1 x 76 x 26	85	13	1	\$1319	\$1652
DTSA72H26	1 x 70 x 26	85	12	1	\$1198	\$1501
DTSA66H26	1 x 64 x 26	92.5	11	1	\$1122	\$1405
DTSA60H26	1 x 58 x 26	92.5	10	1	\$1023	\$1281
DTSA54H26	1 x 52 x 26	92.5	10	1	\$924	\$1157
DTSA48H26	1 x 46 x 26	92.5	10	1	\$828	\$1039
DTSA42H26	1 x 40 x 26	92.5	10	1	\$729	\$913
DTSA36H26	1 x 34 x 26	125	6	1	\$627	\$785
DTSA30H26	1 x 28 x 26	150	4	1	\$534	\$671

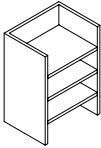
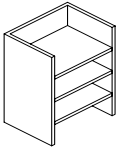
For use on 42"H and 54"H hutches (D__SH42/54, D_SH42/54G, D_SH42/54DGD, D_SH42/54GDG). **Factory installed**, with velcro tape. Please specify hutch to be installed on. *See Tackboard Notes above for exact fabric availability.* List Price shown applies for all fabric grades.

- **Must Specify Black (E) or Tungsten (K) Accessory Rail finish.**

Required Specifications

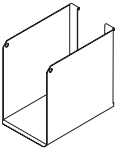
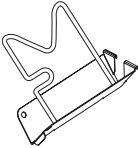
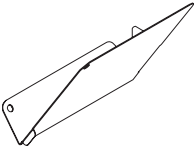
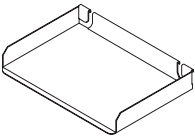
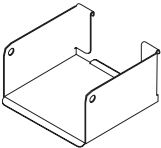
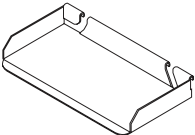
Fabric
Accessory Rail finish

TACKBOARDS FOR HUTCHES	MODEL#	DIMENSIONS	FREIGHT CLASS	WT/LBS.	CUBIC FT.	GR. 1-3	GR. 4-5
 <p>Tackboard - Accessory Rail*</p>		D x W x H					
	DTSPA120H23	1 x 118 x 23	70	34	2	\$2088	\$2612
	DTSPA114H23	1 x 112 x 23	70	32	2	\$1988	\$2489
	DTSPA108H23	1 x 106 x 23	70	30	2	\$1879	\$2351
	DTSPA102H23	1 x 100 x 23	85	24	2	\$1795	\$2249
	DTSPA96H23	1 x 94 x 23	92.5	20	2	\$1678	\$2103
	DTSPA90H23	1 x 88 x 23	92.5	20	2	\$1580	\$1981
	DTSPA84H23	1 x 82 x 23	100	18	2	\$1472	\$1845
	DTSPA78H23	1 x 76 x 23	100	17	2	\$1373	\$1720
	DTSPA72H23	1 x 70 x 23	70	16	1	\$1271	\$1594
	DTSPA66H23	1 x 64 x 23	85	14	1	\$1166	\$1462
	DTSPA60H23	1 x 58 x 23	85	13	1	\$1063	\$1335
	DTSPA54H23	1 x 52 x 23	85	13	1	\$963	\$1207
	DTSPA48H23	1 x 46 x 23	85	13	1	\$856	\$1074
	DTSPA42H23	1 x 40 x 23	85	13	1	\$756	\$948
	DTSPA36H23	1 x 34 x 23	100	8	1	\$653	\$823
	DTSPA30H23	1 x 28 x 23	150	5	1	\$555	\$698
<p>For use on 42"H and 54"H hutches (D_SHP42/54, D_SHP42/54G, D_SHP42/54DGD, D_SHP42/54GDG) with Pigeon-Hole Storage. Factory installed, with velcro tape. Please specify hutch to be installed on. <i>See Tackboard Notes above for exact fabric availability.</i> List Price shown applies for all fabric grades.</p> <p>• Must Specify Black (E) or Tungsten (K) Accessory Rail finish.</p>							

HUTCH ACCESSORIES	MODEL#	DIMENSIONS	FREIGHT CLASS	WT/LBS.	CUBIC FT.	veneer/LAMINATE	ALL VENEER
 <p>Vertical Pigeon-Hole Storage, Letter**</p>	DCPH131226	12 x 13 x 26	100	16	2	\$613	\$733
	DCPH131223	12 x 13 x 23	125	15	2	\$520	\$625
	DCPH131219	12 x 13 x 19	125	12	2	\$392	\$472
	Used in conjunction with overhead storage units and hutches that incorporate horizontal pigeon-hole storage. Not freestanding. Shipped RTA (ready to assemble).						
 <p>Vertical Pigeon-Hole Storage, Legal**</p>	DCPH161226	12 x 16 x 26	125	20	3	\$753	\$906
	DCPH161223	12 x 16 x 23	125	18	3	\$638	\$766
	DCPH161219	12 x 16 x 19	125	15	2	\$485	\$579
	Used in conjunction with overhead storage units and hutches that incorporate horizontal pigeon-hole storage. Not freestanding. Shipped RTA (ready to assemble).						

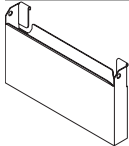

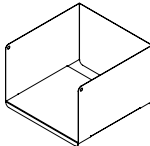
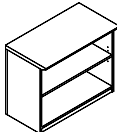
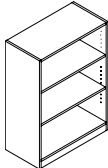
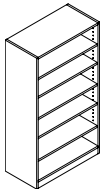
Required Specifications

Fabric*
Accessory Rail finish*
Veneer finish**
Laminate finish**

ACCESSORY RAIL/PANEL ORGANIZERS		MODEL#	DIMENSIONS	FREIGHT CLASS	WT/LBS.	CUBIC FT.	LIST PRICE
Available Finishes:		D x W x H					
		BLK	Black	SIL	Silver		
		CHR	Charcoal	TPE	Taupe		
		DWT	Designer White	TUN	Tungsten		
		NEV	Nevada				
		MODEL#	DIMENSIONS	FREIGHT CLASS	WT/LBS.	CUBIC FT.	LIST PRICE
	Binder Bin	BABB01	10.25 x 4 x 9	100	2	.21	\$75
		Load bar/accessory rail mounted metal binder bin.					
	Flip Sorter	BAFS01	9.25 x 2.75 x 9.25	70	.06	.14	\$58
		Load bar/accessory rail mounted metal flip sorter. Comes with chrome wire.					
	Slant Sorter	BASS01L (Left)	10.25 x 5 x 9.5	70	1	.28	\$47
		BASS01R (Right)	10.25 x 5 x 9.5	70	1	.28	\$47
		Load bar/accessory rail mounted metal slant sorter.					
	Letter Tray	BALTO1	9.25 x 13.5 x 2	70	.50	.15	\$62
		Load bar/accessory rail mounted metal letter tray.					
	Media Bin	BAMB01	5.25 x 5.75 x 3	70	.08	.05	\$62
		Load bar/accessory rail mounted metal media bin.					
	Utility Tray	BAUT01	3.75 x 5.75 x 3	70	.05	.02	\$41
		Load bar/accessory rail mounted metal utility tray.					

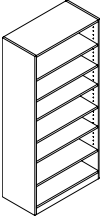
Required Specifications

Metal finish

ACCESSORY RAIL/PANEL ORGANIZERS		MODEL#	DIMENSIONS	FREIGHT CLASS	WT/LBS.	CUBIC FT.	LIST PRICE	
 Mail Box*			D x W x H					
		BAPP01	2.75 x 16 x 9	100	2	.25	\$94	
		Load bar/accessory rail mounted metal mail box.						
 Telephone Holder*		BATH01	10 x 9 x 2	125	2	.26	\$91	
		Load bar/accessory rail mounted metal telephone holder.						
		BRTESBBIN	12 x 12 x 8	100	6	.66	\$193	
 Elevated Shelf Binder Bin*		Load bar/accessory rail mounted elevated shelf binder bin.						
	BOOKCASES							
	MODEL#	DIMENSIONS	FREIGHT CLASS	WT/LBS.	CUBIC FT.	VENEER/LAMINATE	ALL VENEER	
 Bookcase - 29" High**	DB23615	15 x 36 x 29	92.5	90	9	\$1350	\$1617	
	DB23015	15 x 30 x 29	92.5	90	8	\$1179	\$1416	
	Includes one adjustable veneer shelf. Shelf is ¾" thick. Shipped assembled in 1 carton.							
 Bookcase - 48" High**	DB43615	15 x 36 x 48	100	140	15	\$1684	\$2019	
	DB43015	15 x 30 x 48	92.5	140	13	\$1474	\$1768	
	Includes two adjustable veneer shelves. Shelf is ¾" thick. Shipped assembled in 1 carton.							
 Bookcase - 66" High**	DB53615	15 x 36 x 66	100	188	21	\$2042	\$2451	
	DB53015	15 x 30 x 66	92.5	188	17	\$1788	\$2143	
	Includes five adjustable veneer shelves. Shelf is ¾" thick. Shipped assembled in 1 carton.							

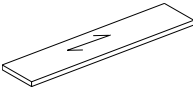
Required Specifications

Metal finish*
Veneer finish (shelves)**
Laminate finish (top/body)**

BOOKCASES	MODEL#	DIMENSIONS	FREIGHT CLASS	WT/LBS.	CUBIC FT.	veneer/LAMINATE	ALL veneer
		D x W x H					
	DB63615	15 x 36 x 72	100	210	23	\$2214	\$2658
	DB63015	15 x 30 x 72	92.5	210	19	\$1939	\$2326

Bookcase - 72" High

Includes **six adjustable** veneer shelves. Shelf is ¾" thick. Shipped assembled in 1 carton.



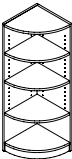
Tops 15" Deep

For use with 15" deep bookcases. Tops are 1" thick. Shipped assembled in 1 carton.

END SHELVES	MODEL#	DIMENSIONS	FREIGHT CLASS	WT/LBS.	CUBIC FT.	veneer/LAMINATE	ALL veneer
	DB2R1515	15 x 15 x 29	100	37	4	\$1063	\$1275

End Shelf - 29" High

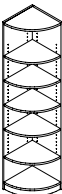
For use at end of **worksurfaces or storage modules**. Includes one adjustable veneer shelf. Shipped assembled in 1 carton..



End Shelf - 48" High

DB4R1515	15 x 15 x 48	100	59	6	\$1323	\$1589
----------	--------------	-----	----	---	--------	--------

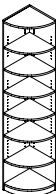
For use at end of **storage modules or wardrobe cabinets**. Includes **three adjustable** veneer shelves. Shipped assembled in 1 carton.



End Shelf - 66" High

DB5R1515	15 x 15 x 66	100	81	9	\$1610	\$1930
----------	--------------	-----	----	---	--------	--------

For use at end of **storage modules, wardrobe cabinets or personal towers**. Includes **five adjustable** veneer shelves. Shipped assembled in 1 carton.

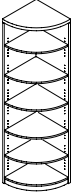
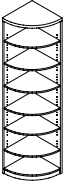
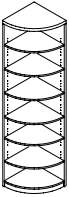
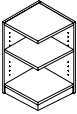
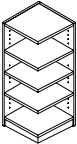
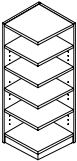


End Shelf - 72" High

DB6R1515	15 x 15 x 72	100	83	9	\$1748	\$2096
----------	--------------	-----	----	---	--------	--------

For use at end of **storage modules, wardrobe cabinets or personal towers**. Includes **six adjustable** veneer shelves. Shipped assembled in 1 carton.

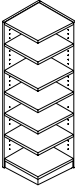
Required Specifications
Veneer finish (shelves)
Laminate finish (top/body)

END SHELVES	MODEL#	DIMENSIONS	FREIGHT CLASS	WT/LBS.	CUBIC FT.	veneer/LAMINATE	ALL VENEER
		D x W x H					
	DB7R2424	24 x 24 x 66	100	187	22	\$2934	\$3522
	DB7R2222	22 x 22 x 66	100	157	18	\$2554	\$3066
	DB7R2020	20 x 20 x 66	100	130	15	\$2436	\$2925
For use at end of storage modules, wardrobe cabinets or personal towers . Includes five adjustable veneer shelves. Shipped assembled in 1 carton.							
	DB7R2424H72	24 x 24 x 72	125	204	28	\$3203	\$3843
	DB7R2222H72	22 x 22 x 72	100	171	20	\$2791	\$3346
	DB7R2020H72	20 x 20 x 72	100	142	17	\$2658	\$3190
For use at end of storage modules, wardrobe cabinets or personal towers . Includes six adjustable veneer shelves. Shipped assembled in 1 carton.							
	DB7R2424H84	24 x 24 x 84	100	234	28	\$3735	\$4481
	DB7R2222H84	22 x 22 x 84	100	189	20	\$3423	\$4106
	DB7R2020H84	20 x 20 x 84	100	163	19	\$3262	\$3915
For use at end of storage modules, wardrobe cabinets or personal towers . Includes seven adjustable veneer shelves. Shipped assembled in 1 carton.							
	DB2S1515	15 x 15 x 29	100	37	4	\$1119	\$1345
For use at end of worksurfaces or storage modules . Includes one adjustable veneer shelf. Shipped assembled in 1 carton.							
	DB4S1515	15 x 15 x 48	100	59	6	\$1399	\$1674
For use at end of storage modules or wardrobe cabinets . Includes three adjustable veneer shelves. Shipped assembled in 1 carton.							
	DB5S1515	15 x 15 x 66	100	81	9	\$1695	\$2035
For use at end of storage modules, wardrobe cabinets or personal towers . Includes five adjustable veneer shelves. Shipped assembled in 1 carton.							

Required Specifications

Veneer finish (shelves)
Laminate finish (top/body)

END SHELVES



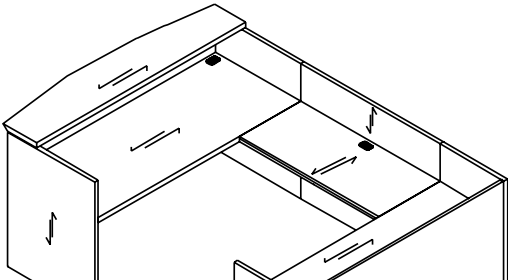
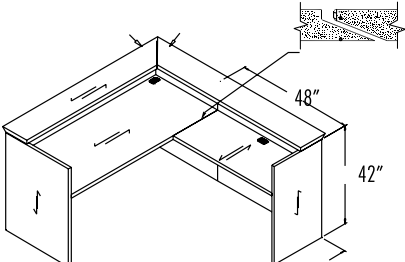
End Shelf - 72" High - Square

MODEL#	DIMENSIONS D x W x H	FREIGHT CLASS	WT/LBS.	CUBIC FT.	VENEER/LAMINATE	ALL VENEER
DB6S1515	15 x 15 x 72	100	83	9	\$1842	\$2209

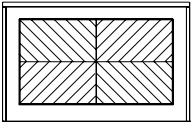
For use at end of **storage modules, wardrobe cabinets or personal towers**. Includes **six adjustable** veneer shelves.
Shipped assembled in 1 carton.

RECEPTION DESKS

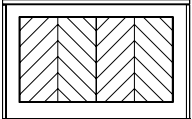
- To add storage use storage shells. See pages 40-42.
- Includes GM1 grommet.
- Transaction tops to be specified separately, handed by square edge from user side.
- Decorative Front Panels should be specified separately. Size chosen should be 12" less than desk dimensions. Available in Reverse Diamond, Vertical Rib, Vertical Grain and Horizontal Grain Patterns.



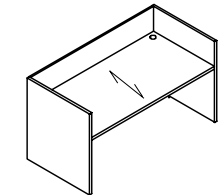
OPTION DETAILS
Decorative Front Panel (Reverse Diamond Pattern)
DGFDP5430F



Decorative Front Panel (Vertical Rib Pattern)
DGFDP5430RIB

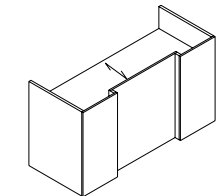


MODEL#	DIMENSIONS	FREIGHT CLASS	WT/LBS.	CUBIC FT.	VENEER/LAMINATE	ALL VENEER
DGC10836	36 x 108 x 42	150	533	95	\$6883	\$8257
DGC10236	36 x 102 x 42	150	503	89	\$6498	\$7798
DGC9636	36 x 96 x 42	150	473	84	\$6118	\$7340
DGC9036	36 x 90 x 42	150	444	79	\$5736	\$6884
DGC8436	36 x 84 x 42	150	414	74	\$5352	\$6420
DGC7236	36 x 72 x 42	150	355	63	\$4589	\$5505
DGC7230	30 x 72 x 42	150	315	53	\$4439	\$5327
DGC6630	30 x 66 x 42	125	295	48	\$4001	\$4799
DGC6030	30 x 60 x 42	125	275	44	\$4329	\$5192



Gallery/Reception Desk Shell*

No pedestals. Two grommets in worksurface. For use with modular storage components. Shipped assembled in 1 carton.



Gallery/Reception Desk Shell
Breakfront Style

DGIC10836	36 x 108 x 42	150	533	95	\$8454	\$10146
DGIC10236	36 x 102 x 42	150	503	89	\$7986	\$9582
DGIC9636	36 x 96 x 42	150	473	84	\$7517	\$9020
DGIC9036	36 x 90 x 42	150	444	79	\$7048	\$8457
DGIC8436	36 x 84 x 42	150	414	74	\$6578	\$7894
DGIC7236	36 x 72 x 42	150	355	63	\$5640	\$6768
DGIC7230	30 x 72 x 42	150	315	53	\$5455	\$6545
DGIC6630	30 x 66 x 42	125	295	48	\$5318	\$6383
DGIC6030	30 x 60 x 42	125	275	44	\$5019	\$6020

No pedestals. Two grommets in worksurface. For use with modular storage components. Shipped assembled in 1 carton.

Required Specifications

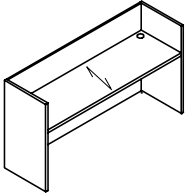
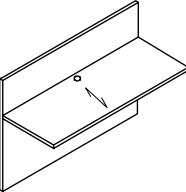
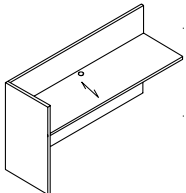
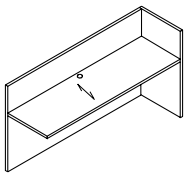
Veneer Finish
Laminate Finish

Optional Specifications

Additional Grommet (Reception Desks)
Decorative Panel*

Accessories

Storage Shells (Reception Desks)

RECEPTION DESKS	MODEL#	DIMENSIONS	FREIGHT CLASS	WT/LBS.	CUBIC FT.	veneer/LAMINATE	ALL VENEER
		D x W x H					
	DGC10824	24 x 108 x 42	150	353	63	\$5394	\$6473
	DGC10224	24 x 102 x 42	150	333	60	\$5095	\$6116
	DGC9624	24 x 96 x 42	150	314	56	\$4794	\$5755
	DGC9024	24 x 90 x 42	150	294	53	\$4495	\$5393
	DGC8424	24 x 84 x 42	150	274	49	\$4193	\$5035
	DGC7224	24 x 72 x 42	150	235	42	\$3599	\$4317
	DGC6624	24 x 66 x 42	150	216	39	\$3382	\$4057
	DGC6024	24 x 60 x 42	150	196	35	\$3167	\$3801
No pedestals. Two grommets in worksurface. For use with modular storage components. Shipped assembled in 1 carton.							
	DGBT5624CG	24 x 56 x 42	150	178	32	\$3018	\$3625
	DGBT5424CG	24 x 54 x 42	150	169	29	\$3018	\$3625
	DGBT5024CG	24 x 50 x 42	150	151	27	\$2682	\$3217
	DGBT4824CG	24 x 48 x 42	150	142	26	\$2682	\$3217
	DGBT4424CG	24 x 44 x 42	150	134	23	\$2348	\$2815
	DGBT4224CG	24 x 42 x 42	150	127	22	\$2348	\$2815
	DGBT3824CG	24 x 38 x 42	150	119	20	\$2115	\$2537
	DGBT3624CG	24 x 36 x 42	150	112	19	\$2115	\$2537
Attaches between Gallery Desk and Gallery Credenza Only. One grommet in center of worksurface. Shipped assembled in 1 carton. <ul style="list-style-type: none"> To remove cross-grain veneer pattern on top, delete "CG" from model number. Available as a special - no upcharge. 							
	DGRL7224	24 x 72 x 42	125	273	42	\$4530	\$5436
	DGRL6624	24 x 66 x 42	125	250	39	\$4153	\$4984
	DGRL6024	24 x 60 x 42	125	228	35	\$3778	\$4531
	DGRL5424	24 x 54 x 42	125	205	32	\$3400	\$4081
	DGRL4824	24 x 48 x 42	125	182	28	\$3025	\$3628
	DGRL4224	24 x 42 x 42	125	159	25	\$2644	\$3173
	DGRL3624	24 x 36 x 42	125	137	21	\$2381	\$2854
No pedestal. One grommet in center of worksurface. For use with modular storage components. Shipped assembled in 1 carton.							
	DGRR7224	24 x 72 x 42	125	273	42	\$4530	\$5436
	DGRR6624	24 x 66 x 42	125	250	39	\$4153	\$4984
	DGRR6024	24 x 60 x 42	125	228	35	\$3778	\$4531
	DGRR5424	24 x 54 x 42	125	205	32	\$3400	\$4081
	DGRR4824	24 x 48 x 42	125	182	28	\$3025	\$3628
	DGRR4224	24 x 42 x 42	125	159	25	\$2644	\$3173
	DGRR3624	24 x 36 x 42	125	137	21	\$2381	\$2854
No pedestal. One grommet in center of worksurface. For use with modular storage components. Shipped assembled in 1 carton.							

Required Specifications

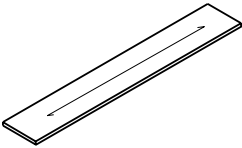
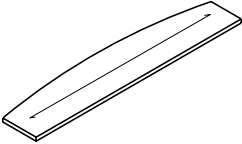
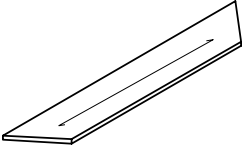
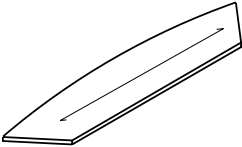
Veneer Finish
Laminate Finish

Optional Specifications

Additional grommet*
Decorative panel*

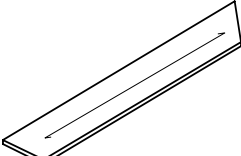
Accessories

Storage shells*

TRANSACTION TOPS	MODEL#	DIMENSIONS	FREIGHT CLASS	WT/LBS.	CUBIC FT.	VENEER/LAMINATE	ALL VENEER
		D x W x H					
	DGTT10810	10 x 108 x 1.50	100	78	8	N/A	\$1276
	DGTT10210	10 x 102 x 1.50	92.5	72	7	N/A	\$1207
	DGTT9610	10 x 96 x 1.50	100	66	7	N/A	\$1137
	DGTT9010	10 x 90 x 1.50	92.5	60	6	N/A	\$1065
	DGTT8410	10 x 84 x 1.50	100	54	6	N/A	\$994
	DGTT7210	10 x 72 x 1.50	100	48	5	N/A	\$854
	DGTT6610	10 x 66 x 1.50	100	42	5	N/A	\$780
	DGTT6010	10 x 60 x 1.50	100	36	4	N/A	\$712
Transaction Counter Top	Rectangular top for main reception desk. Counter sits on top of Gallery panels. Does not overhang. Factory installed - specify Gallery to be used on. Size must match dimension of desk front or combined desk side and return length. Hardware included.						
	DGTTM1081013	10-13 x 108 x 1.50	125	78	10	N/A	\$2551
	DGTTM1021013	10-13 x 102 x 1.50	100	72	9	N/A	\$2831
	DGTTM961013	10-13 x 96 x 1.50	125	66	9	N/A	\$2268
	DGTTM901013	10-13 x 90 x 1.50	125	60	8	N/A	\$2126
	DGTTM841013	10-13 x 84 x 1.50	125	54	8	N/A	\$1986
	DGTTM721013	10-13 x 72 x 1.50	125	48	7	N/A	\$1702
	DGTTM661013	10-13 x 66 x 1.50	125	42	6	N/A	\$1562
	DGTTM601013	10-13 x 60 x 1.50	125	36	5	N/A	\$1418
Bow Front Transaction Counter Top	Bow top for main reception desk. Counter sits on top of Gallery panels. Bow front overhangs 3". Factory installed - specify Gallery to be used on. Size must match dimension of desk front or combined desk side and return length. Hardware included.						
	DGTTA10810	10 x 108 x 1.50	100	78	8	N/A	\$1449
	DGTTA10210	10 x 102 x 1.50	92.5	72	7	N/A	\$1378
	DGTTA9610	10 x 96 x 1.50	100	66	7	N/A	\$1307
	DGTTA9010	10 x 90 x 1.50	92.5	60	6	N/A	\$1236
	DGTTA8410	10 x 84 x 1.50	100	54	6	N/A	\$1168
	DGTTA7210	10 x 72 x 1.50	100	48	5	N/A	\$1024
	DGTTA6610	10 x 66 x 1.50	100	42	5	N/A	\$956
	DGTTA6010	10 x 60 x 1.50	100	36	4	N/A	\$882
Trapezoid Transaction Counter Top	Trapezoid top for main reception desk. 45° mitered ends on left and right. For use with left and right 45° mitered return transaction counters. Counter sits on top of Gallery panels. Does not overhang. Factory installed - specify Gallery to be used on. Width must match dimension of desk front. Hardware included.						
	DGTTMA1081013	10-13 x 108 x 1.50	125	78	10	N/A	\$2718
	DGTTMA1021013	10-13 x 102 x 1.50	100	72	9	N/A	\$2578
	DGTTMA961013	10-13 x 96 x 1.50	125	66	9	N/A	\$2437
	DGTTMA901013	10-13 x 90 x 1.50	125	60	8	N/A	\$2296
	DGTTMA841013	10-13 x 84 x 1.50	125	54	8	N/A	\$2158
	DGTTMA721013	10-13 x 72 x 1.50	125	48	7	N/A	\$1872
	DGTTMA661013	10-13 x 66 x 1.50	125	42	6	N/A	\$1729
	DGTTMA601013	10-13 x 60 x 1.50	125	36	5	N/A	\$1591
Bow Front Trapezoid Transaction Counter Top	Trapezoid bow top for main reception desk. 45° mitered ends on left and right. For use with left and right 45° mitered return transaction counters. Counter sits on top of Gallery panels. Bow front overhangs 3". Factory installed - specify Gallery to be used on. Width must match dimension of desk front. Hardware included.						

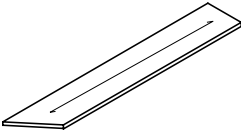
Required Specifications

Veneer Finish

TRANSACTION TOPS	MODEL#	DIMENSIONS	FREIGHT CLASS	WT/LBS.	CUBIC FT.	VENEER/LAMINATE	ALL VENEER
		D x W x H					
	DGTTAL12010	10 x 120 x 1.50	92.5	84	8	N/A	\$1531
	DGTTAL11410	10 x 114 x 1.50	92.5	81	8	N/A	\$1455
	DGTTAL10810	10 x 108 x 1.50	100	78	8	N/A	\$1390
	DGTTAL10210	10 x 102 x 1.50	92.5	72	7	N/A	\$1321
	DGTTAL9610	10 x 96 x 1.50	100	66	7	N/A	\$1251
	DGTTAL9010	10 x 90 x 1.50	92.5	60	6	N/A	\$1178
	DGTTAL8410	10 x 84 x 1.50	100	54	6	N/A	\$1110
	DGTTAL7210	10 x 72 x 1.50	100	48	5	N/A	\$966
	DGTTAL6610	10 x 66 x 1.50	100	42	5	N/A	\$898
	DGTTAL6010	10 x 60 x 1.50	100	36	4	N/A	\$827
	DGTTAL3610	10 x 36 x 1.50	100	24	3	N/A	\$497
	DGTTAL3010	10 x 30 x 1.50	92.5	20	2	N/A	\$417
	DGTTAL2410	10 x 24 x 1.50	100	16	2	N/A	\$366

Transaction Counter Top - LEFT

Rectangular top for main reception desk with 45° mitered end on **left**. For use with rectangular or bow front transaction counters with miters at both ends. Width must match dimension of Gallery Desk end and Return width. Counter sits on top of Gallery panels. Does not overhang. **Factory installed - specify Gallery to be used on.** Hardware included.

	DGTTAR12010	10 x 120 x 1.50	92.5	84	8	N/A	\$1531
	DGTTAR11410	10 x 114 x 1.50	92.5	81	8	N/A	\$1455
	DGTTAR10810	10 x 108 x 1.50	100	78	8	N/A	\$1390
	DGTTAR10210	10 x 102 x 1.50	92.5	72	7	N/A	\$1321
	DGTTAR9610	10 x 96 x 1.50	100	66	7	N/A	\$1251
	DGTTAR9010	10 x 90 x 1.50	92.5	60	6	N/A	\$1178
	DGTTAR8410	10 x 84 x 1.50	100	54	6	N/A	\$1110
	DGTTAR7210	10 x 72 x 1.50	100	48	5	N/A	\$966
	DGTTAR6610	10 x 66 x 1.50	100	42	5	N/A	\$898
	DGTTAR6010	10 x 60 x 1.50	100	36	4	N/A	\$827
	DGTTAR3610	10 x 36 x 1.50	100	24	3	N/A	\$497
	DGTTAR3010	10 x 30 x 1.50	92.5	20	2	N/A	\$417
	DGTTAR2410	10 x 24 x 1.50	100	16	2	N/A	\$366

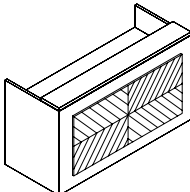
Transaction Counter Top - RIGHT

Rectangular top for main reception desk with 45° mitered end on **right**. For use with rectangular or bow front transaction counters with miters at both ends. Width must match dimension of Gallery Desk end and Return width. Counter sits on top of Gallery panels. Does not overhang. **Factory installed - specify Gallery to be used on.** Hardware included.

Required Specifications

Veneer Finish

RECEPTION DESKS



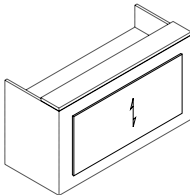
Decorative Front Panel

Reverse Diamond Pattern

MODEL#	D x W x H	DIMENSIONS	FREIGHT CLASS	WT/LBS.	CUBIC FT.	veneER/LAMINATE	ALL veneER
DGFDP9630F	1 x 96 x 30	92.5	81	8	N/A	\$2539	
DGFDP9030F	1 x 90 x 30	100	78	8	N/A	\$2377	
DGFDP8430F	1 x 84 x 30	92.5	72	7	N/A	\$2222	
DGFDP7230F	1 x 72 x 30	100	66	7	N/A	\$1904	
DGFDP6030F	1 x 60 x 30	92.5	60	6	N/A	\$1591	
DGFDP5430F	1 x 54 x 30	100	54	6	N/A	\$1429	
DGFDP4830F	1 x 48 x 30	100	48	5	N/A	\$1272	

Raised decorative front panel for a reception desk. Size should be 12" less than desk dimensions. **Factory installed.**

Hardware included.



Decorative Front Panel

Vertical Grain Pattern

DGFDP9630V	1 x 96 x 30	92.5	81	8	N/A	\$2210
DGFDP9030V	1 x 90 x 30	100	78	8	N/A	\$2069
DGFDP8430V	1 x 84 x 30	92.5	72	7	N/A	\$1936
DGFDP7230V	1 x 72 x 30	100	66	7	N/A	\$1657
DGFDP6030V	1 x 60 x 30	92.5	60	6	N/A	\$1381
DGFDP5430V	1 x 54 x 30	100	54	6	N/A	\$1249
DGFDP4830V	1 x 48 x 30	100	48	5	N/A	\$1105

Raised decorative front panel for a reception desk. Size should be 12" less than desk dimensions. **Factory installed.**

Hardware included.

Required Specifications
Veneer finish