



The **Dufferin** series is a unique entity in that it integrates wood veneer and laminate. Worksurfaces, drawer and cabinet fronts use genuine wood veneer while the chassis and cabinets are finished in your choice of laminate or wood veneer. The result is a rich, two tone appearance to coordinate with any contemporary business interior.

Key features include a two inch knife edge providing clean, crisp detailing, grommets, a reverse profile/self edge edge on connecting worksurfaces, square or round post leg on islands, base and modesty panel upgrades and endless electrical options.

Storage options are available in 29", 48", 54", 66", 72" and 84" heights. Various models include storage cabinets, file modules, mixed storage cabinets, open shelving, wardrobe cabinets and personal towers.


Above worksurface storage selections include overhead storage and hutches with or without pigeon-hole storage. Hutch doors are available in a choice of veneer or glass with an aluminum frame. Tackboards are offered in all fabric or with a built-in accessory rail for organizing folders, binders, cds and more!



Contemporary **two inch overhang knife edge** on user and guest sides. Self-edge veneer on ends and wall sides.



Optional **base upgrades** include a rectangular two tone base (shown) and elliptical base. Available on most islands.



Tackboards with **accessory rails** accommodate letter trays, binder bins and file holders.



Features and Benefits

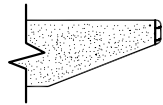
- Choice of ten handle options on every door/drawer that features handles
- Modesty panel options include veneer and straight glass (translucent) tungsten frame.
- Base upgrades to replace standard monopost on islands are available in four styles
- Drawers are standard vinyl-wrapped construction with black drawer sides and bottom.
- 75 lb box - 150 lb. file drawer weight capacity with full height sides with pencil tray included in box drawer
- Lateral file drawers can accommodate legal or letter documents
- Premium full extension progressive ball bearing slides on file drawers
- Box drawers mounted on 3/4 extension premium ball bearing slides.
- Power / Data accessories are available to be factory installed on any Dufferin unit, including Boardroom Tables, to meet all today's technological requirements
- A full array of complementary Boardroom and Reception area furnishings are available to coordinate the entire office

GENERAL INFORMATION

- Dufferin is a veneer and laminate desking system composed of hundreds of models, capable of furnishing executive suites, boardrooms and reception areas.
- 1 3/16" thick worksurfaces utilizing pedestal and panel construction with top over side panel design.
- Full modesty panels on desks are available in either a straight or breakfront style
- For environmental certification, please visit globalfurnituregroup.com

WORKSURFACES

- Standard with 1 3/16" top thickness
- All surfaces constructed from grade "A" veneers
- All top surfaces feature a contemporary 2" overhang knife edge on user and guest sides. Self-edge veneer on ends and wall sides.



Contemporary 2" overhanging knife edge

CONSTRUCTION

- "Number one select, architectural grade A" oak, American black walnut, American black cherry, hard maple and lyptus. Wood worksurface molded edges are solid oak, walnut, cherry, maple or lyptus (except where square self-edges exist, i.e. credenza and computer worksurface back edges that are most commonly against walls).

FINISHES

- Conversion varnish (similar to catalyzed lacquer, but tougher), 35 to 40 degree sheen. Finishes are not buffed or rubbed.
- All Global wood casegood products are veneered and finished on the back sides (360° finishing), except modular under-surface storage - tops and backs are unfinished.
- Touch up kits available, includes a touch up marker and fill crayon. Order **VTUCHUPKIT, \$175** list. Specify finish when ordering.
- Global standard finish, on oak and walnut, is open pore and on cherry and maple is semi-closed pore. If a full finish is required for walnut, cherry, anigre and maple tops, Add the suffix "2" to the finish code and Add 5% to the base pricing for each product. **CUSTOM FINISH IS AVAILABLE.**
- High Pressure laminate inlays are available at no upcharge. Contact Customer Care for specification information.

PEDESTALS

- Black embossed vinyl-wrapped construction drawer sides and bottom are standard.
- All pedestals are full to floor and locking.
- Double pedestal models feature a choice of four drawer configurations: two file/file pedestals (EE), two box/box/file pedestals (DD), file/file on left, box/box/file on right (ED), or file/file on right, box/box/file on left (DE).
- Single pedestal models feature a choice of two drawer configurations: one file/file pedestal (E) or one box/box/file pedestal (D) on the left or right.

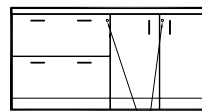
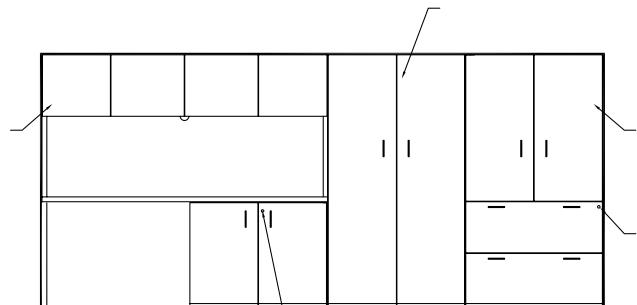
HARDWARE

- All necessary hardware items for attaching furniture items are included in the shipment. Actual wall attachment fasteners for wall cabinets, tackboards and visualboards are not included due to variation between site conditions.
- **Leveling glides** are shipped in a plastic bag attached to the bottom of the item or inside the pedestal. It is important to install leveling glides to ensure the unit is level. Levelers have a 1" range of adjustment.

- **Hanging file rails** are pre-installed on file drawer perimeters with additional front-to-back rails found in the bottom of the filing drawers. These rails hang onto plastic clips and do not require any tools to install. Legal filing can be achieved either as side-to-side or front-to-back. Letter filing can be achieved as front-to-back filing only.
- **Flat plates** for attaching bridge and return to desk are shipped pre-attached to the bottom of the bridge or return. **Mini flat plates** for securing bridge modesty panels to desk or credenza end panels, and quick connectors for securing modular corner units to adjacent pieces (Dufferin Series) are shipped along with screws in a plastic bag attached to the bottom of the bridge or return. **CAUTION:** using screws other than those supplied by Global could result in damage to finished tops.

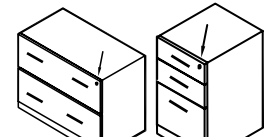
LOCKS

- Locks are standard on all "below worksurface level" drawer and door storage units with the exception of the stationary organizer, pull-out tray units and single lateral file drawer combination tray/slot units. Combination storage unit comes with lock for file and lateral file drawer only, box drawers cannot lock.
- Optional locks may be ordered on all "above worksurface level" closed storage, Factory Installed. Please specify **LO, add \$143.**



DCF7224

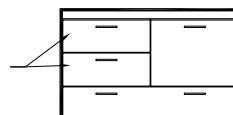
Style Credenza: File lock is on the inside gable behind the bookcase door. Lock for doors is on the front.



DWF

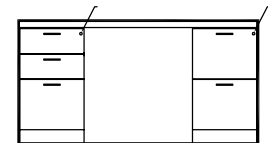
DWD

Modular Furniture: Lock is on the front



DZ3622

Combination storage unit Z comes with lock for file and lateral file drawer only, box drawers cannot lock.



DD7236DE

Fully assembled furniture: Lock for D and E pedestals are inside the gable.

1. SPECIFY MODEL NUMBER

2. SPECIFY FINISH

WORKSURFACE TOP & DRAWER/DOOR FRONTS, BODY FINISHES (including pedestals)

VENEER:

Code	Finish	Veneer Type	Cut
AMW	Almond Cherry	Cherry	Flat Sliced
ACW	Amber Cherry	Cherry	Flat Sliced
BTW	Biscotti	White Oak	Rift
CAW	Cocoa Walnut	Walnut	Flat Sliced
CRW	Coral	White Oak	Rift
DCW	Dark Cherry	Cherry	Flat Sliced
DWW	Dark Walnut	Walnut	Flat Sliced
EWV	Espresso Walnut	Walnut	Flat Sliced
EVW	Evening Oak	White Oak	Rift
GRW	Grey on Oak	White Oak	Rift
HAW	Hazelnut	Maple	Flat Sliced
JAW	Java	White Oak	Rift
LTW	Latte Walnut	Walnut	Flat Sliced
MHW	Mahogany on Walnut	Walnut	Flat Sliced
MTW	Milestone	White Oak	Rift
MPW	Natural Maple	Maple	Flat Sliced
NLW	Natural Walnut	Walnut	Flat Sliced
RCW	Red Cherry	Cherry	Flat Sliced
VNW	Vintage Cherry	Cherry	Flat Sliced
ULW	Umber Walnut	Walnut	Flat Sliced
WLW	Walnut	Walnut	Flat Sliced
WCW	Warm Cherry	Cherry	Flat Sliced
WMW	White Maple	Maple	Flat Sliced

BODY FINISHES (INCLUDING PEDESTALS) - LAMINATE:

BLK	Black
BZD	Blizzard
CGY	Custom Grey
DWT	Designer White
SDT	Stonedust
SOG	Storm Grey

MONOPOST FINISHES:

E	Black
K	Tungsten

3. SPECIFY OPTIONS

Handles

- Handles are standard on most drawers/storage modules. Each handle is identified by letters: **PL33, PL34, PL64, PL66, PL92, PL93, PL94, PL95, PL96, PL97, PL98, PL99, PLS7, and PLS8**. To specify a handle, specify the code after the model number and finish selections.



PL33 Black Moon Pull



PL34 Nickel Moon Pull



PL64 Contemporary Nickel



PL66 Transitional Nickel



PL92 Silver Bar



PL93 Black Bar




PL94 Silver Rectangular



PL95 Black Rectangular



PL96 Silver Slimline Pull



PL97 Black Slimline Pull



PL98 Silver Princeton Bar



PL99 Black Princeton Bar



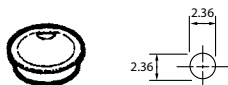
PLS7 Black Spaghetti



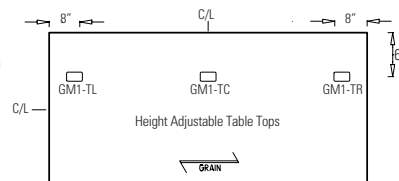
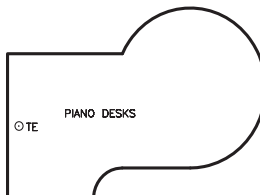
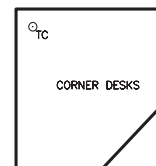
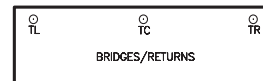
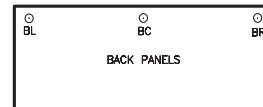
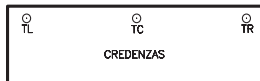
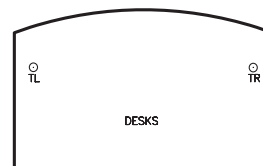
PLS8 Silver Spaghetti

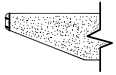
Grommets

- Standard grommet on all components is GM1. Grommet is included with products where shown in line drawings in price book.
- Optional grommets may be ordered in standard worksurface locations (left, center or right). Order as **GM1TL, GM1TC or GM1TR**. Add \$103.
- Grommet hole dimensions are 2.36" in diameter. Specify **GM1E** for **Black** or **GM1K** for **Tungsten**.

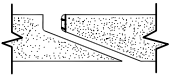


- Components that come standard with grommet may be ordered without a grommet. Order as RSG - Add \$57.





● Molding Edge

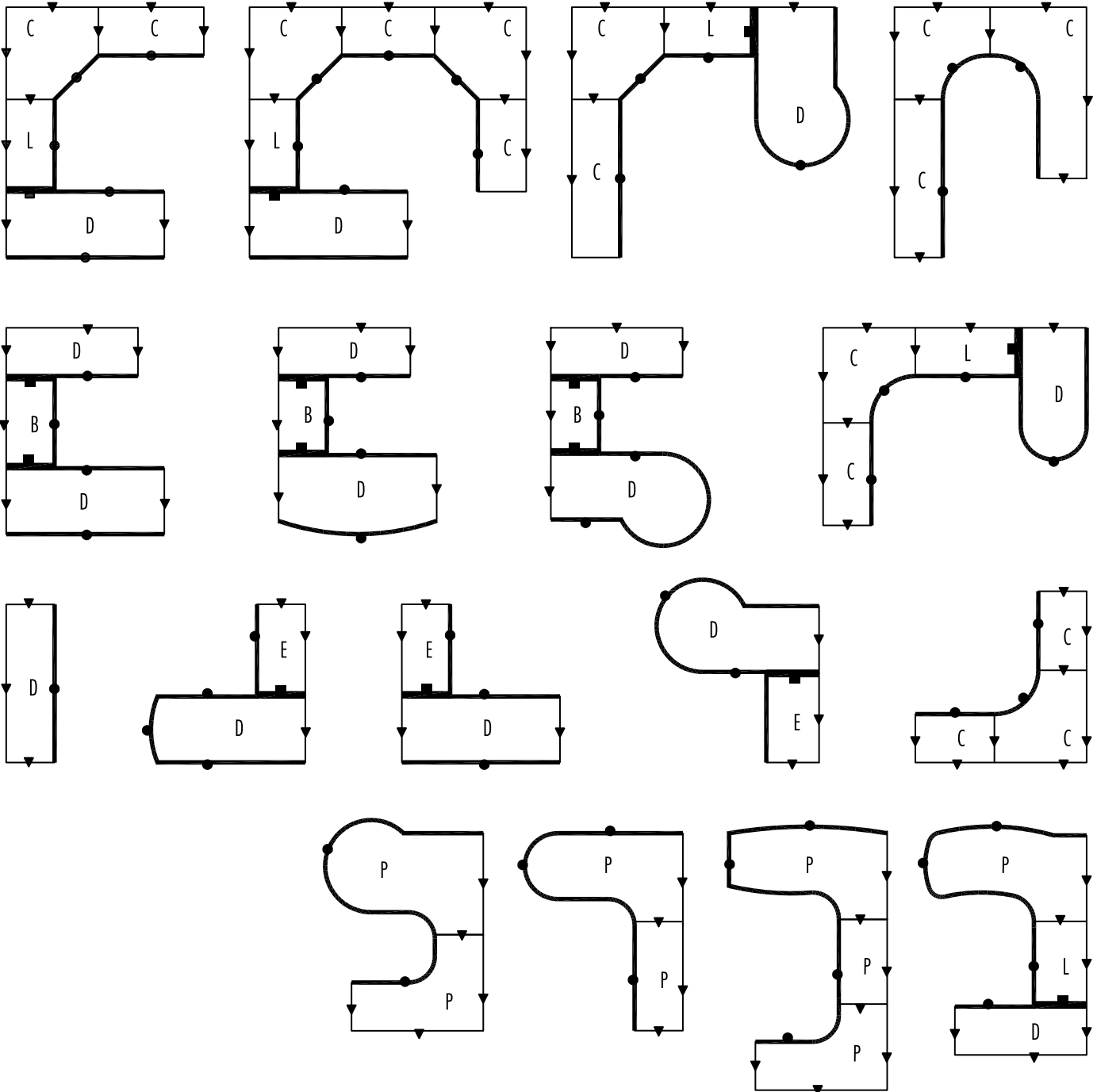


■ Reverse Profile / Molding Edge



▼ Self Edge Joint

- D - Desks and Credenzas
- B - Executive Bridges
- E - Executive Returns
- C - Corner Components
- L - Linking Bridges
- P - Piano Desks



D DUFFERIN

DOUBLE PEDESTAL DESKS

MODEL#

DIMENSIONS

FREIGHT CLASS

WT/LBS.

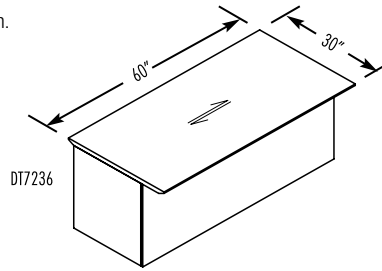
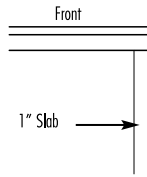
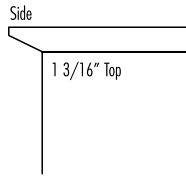
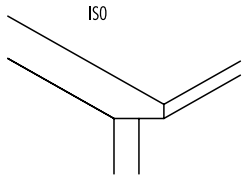
CUBIC FT.

VENEER/LAMINATE

ALL VENEER


D x W x H

- Can be ordered as a shell or with pedestals.
- Grommets are available an option on Desks and most Credenzas.
- Hand of Rectangular Desk is determined by location of pedestal from user side.
- Hand of "P" Top is determined by outward orientation of conference end from user projection.




MODESTY PANEL CLEARANCE:

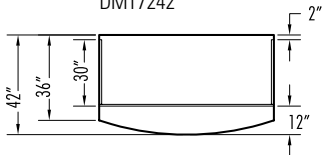
DT7236



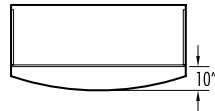
DT7230



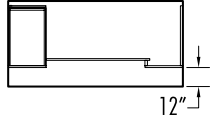
DMT7242



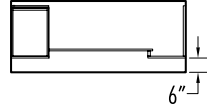
DMT6636



DISR8442D



DISR7230D



DDD7236



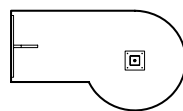
DDDBE7236



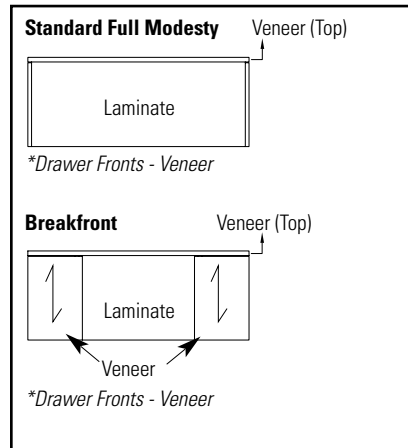
DDDBS7236



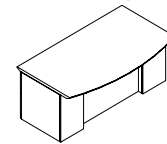
DTPL7242 (left shown)



DESK MODESTY OPTIONS:

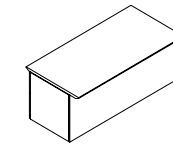


Breakfront Style - Modesty



view from guest side

Standard Full Modesty



view from guest side

DOUBLE PEDESTAL DESKS - RECESSED FRONT MODESTY

DIMENSIONS

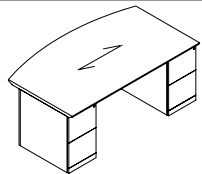
FREIGHT CLASS

WT/LBS.

CUBIC FT.

VENEER/LAMINATE

ALL VENEER



Double Pedestal Bow Top Desk

MODEL#	DIMENSIONS	FREIGHT CLASS	WT/LBS.	CUBIC FT.	VENEER/LAMINATE	ALL VENEER
DMD8442EE	42 x 84 x 29	125	443	59	\$6531	\$7838
DMD7842EE	42 x 78 x 29	125	412	55	\$6061	\$7273
DMD7242EE	42 x 72 x 29	125	380	51	\$5598	\$6716
DMD6636EE	36 x 66 x 29	125	240	40	\$5430	\$6514

Standard with full to floor **file/file** pedestals on **left and right**. Bow top. Pedestals lock. Refer to the Desks and Credenzas Notes above for overhang dimensions. Shipped assembled in 1 carton.

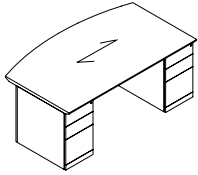
Required Specifications

Veneer Finish
Laminate Finish
Handle Style

Optional Specifications

Grommet

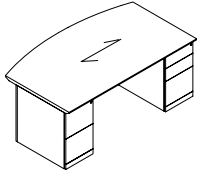
DOUBLE PEDESTAL DESKS



Double Pedestal Bow Top Desk

MODEL#	DIMENSIONS	FREIGHT CLASS	WT./LBS.	CUBIC FT.	VENEER/LAMINATE	ALL VENEER
D x W x H						
DMD8442DD	42 x 84 x 29	125	443	59	\$6531	\$7838
DMD7842DD	42 x 78 x 29	125	412	55	\$6061	\$7273
DMD7242DD	42 x 72 x 29	125	380	51	\$5598	\$6716
DMD6636DD	36 x 66 x 29	125	240	40	\$5430	\$6514

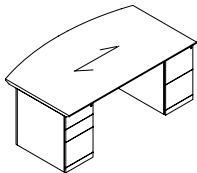
Standard with full to floor **box/box/file** pedestals on **left** and **right**. Bow top. Pedestals lock. One pencil tray. Refer to the Desks and Credenzas Notes Section on previous page for overhang dimensions. Shipped assembled in 1 carton.



Double Pedestal Bow Top Desk

DMD8442ED	42 x 84 x 29	125	443	59	\$6531	\$7838
DMD7842ED	42 x 78 x 29	125	412	55	\$6061	\$7273
DMD7242ED	42 x 72 x 29	125	380	51	\$5598	\$6716
DMD6636ED	36 x 66 x 29	125	240	40	\$5430	\$6514

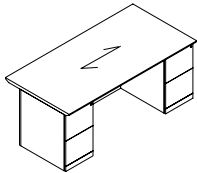
Standard with full to floor **file/file** pedestal on **left** and **box/box/file** pedestal on **right**. Bow top. Pedestals lock. One pencil tray. Refer to the Desks and Credenzas Notes Section on previous page for overhang dimensions. Shipped assembled in 1 carton.



Double Pedestal Bow Top Desk

DMD8442DE	42 x 84 x 29	125	443	59	\$6531	\$7838
DMD7842DE	42 x 78 x 29	125	412	55	\$6061	\$7273
DMD7242DE	42 x 72 x 29	125	380	51	\$5598	\$6716
DMD6636DE	36 x 66 x 29	125	240	40	\$5430	\$6514

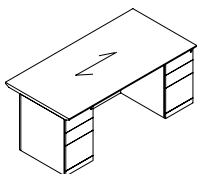
Standard with full to floor **box/box/file** pedestal on **left** and **file/file** pedestal on **right**. Bow top. Pedestals lock. One pencil tray. Refer to the Desks and Credenzas Notes Section on previous page for overhang dimensions. Shipped assembled in 1 carton.



Double Pedestal Desk

DD8442EE	42 x 84 x 29	125	432	59	\$5552	\$6662
DD7842EE	42 x 78 x 29	125	401	55	\$5158	\$6186
DD7236EE	36 x 72 x 29	100	370	44	\$4761	\$5711
DD7230EE	30 x 72 x 29	100	349	36	\$4685	\$5624
DD6636EE	36 x 66 x 29	100	339	40	\$4685	\$5624
DD6630EE	30 x 66 x 29	100	320	33	\$4612	\$5534
DD6030EE	30 x 60 x 29	92.5	305	30	\$4468	\$5363

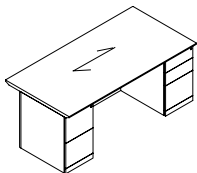
Standard with full to floor **file/file** pedestals on **left** and **right**. Pedestals lock. Refer to the Desks and Credenzas Notes Section on previous page for overhang dimensions. Shipped assembled in 1 carton.



Double Pedestal Desk

DD8442DD	42 x 84 x 29	125	432	59	\$5552	\$6662
DD7842DD	42 x 78 x 29	125	401	55	\$5158	\$6186
DD7236DD	36 x 72 x 29	100	370	44	\$4761	\$5711
DD7230DD	30 x 72 x 29	100	349	36	\$4685	\$5624
DD6636DD	36 x 66 x 29	100	339	40	\$4685	\$5624
DD6630DD	30 x 66 x 29	100	320	33	\$4612	\$5534
DD6030DD	30 x 60 x 29	92.5	305	30	\$4468	\$5363

Standard with full to floor **box/box/file** pedestals on **left** and **right**. Pedestals lock. Refer to the Desks and Credenzas Notes Section on previous page for overhang dimensions. Shipped assembled in 1 carton.



Double Pedestal Desk

DD8442ED	42 x 84 x 29	125	432	59	\$5552	\$6662
DD7842ED	42 x 78 x 29	125	401	55	\$5158	\$6186
DD7236ED	36 x 72 x 29	100	370	44	\$4761	\$5711
DD7230ED	30 x 72 x 29	100	349	36	\$4685	\$5624
DD6636ED	36 x 66 x 29	100	339	40	\$4685	\$5624
DD6630ED	30 x 66 x 29	100	320	33	\$4612	\$5534
DD6030ED	30 x 60 x 29	92.5	305	30	\$4468	\$5363

Standard with full to floor **file/file** pedestal on **left** and **box/box/file** pedestal on **right**. Pedestals lock. Refer to the Desks and Credenzas Notes Section on previous page for overhang dimensions. Shipped assembled in 1 carton.

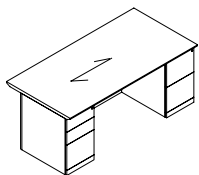
Required Specifications

Veneer Finish
Laminate Finish
Handle Style

Optional Specifications

Grommet

DOUBLE PEDESTAL DESKS

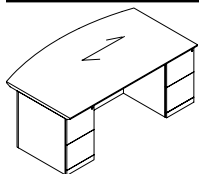


Double Pedestal Desk

MODEL#	DIMENSIONS D x W x H	FREIGHT CLASS	WT/LBS.	CUBIC FT.	VENEER/LAMINATE	ALL VENEER
DD8442DE	42 x 84 x 29	125	432	59	\$5552	\$6662
DD7842DE	42 x 78 x 29	125	401	55	\$5158	\$6186
DD7236DE	36 x 72 x 29	100	370	44	\$4761	\$5711
DD7230DE	30 x 72 x 29	100	349	36	\$4685	\$5624
DD6636DE	36 x 66 x 29	100	339	40	\$4685	\$5624
DD6630DE	30 x 66 x 29	100	320	33	\$4612	\$5534
DD6030DE	30 x 60 x 29	92.5	305	30	\$4468	\$5363

Standard with full to floor **box/box/file** pedestal on **left** and **file/file** pedestal on **right**. Pedestals lock. Refer to the Desks and Credenzas Notes Section on page 66 for overhang dimensions. Shipped assembled in 1 carton.

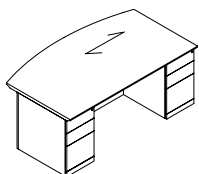
DOUBLE PEDESTAL DESKS - BREAKFRONT STYLE



Double Pedestal Bow Top Desk
Breakfront Style

MODEL#	DIMENSIONS	FREIGHT CLASS	WT/LBS.	CUBIC FT.	VENEER/LAMINATE	ALL VENEER
DMID8442EE	42 x 84 x 29	125	443	59	\$7753	\$9301
DMID7842EE	42 x 78 x 29	125	412	55	\$7198	\$8639
DMID7242EE	42 x 72 x 29	125	380	51	\$6647	\$7975
DMID6636EE	36 x 66 x 29	125	240	40	\$5974	\$7169

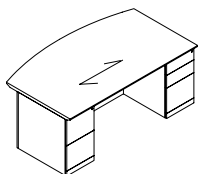
Standard with full to floor **file/file** pedestals on **left** and **right**. Bow top. Pedestals lock. Refer to the Desks and Credenzas Notes Section on page 66. for overhang dimensions. Shipped assembled in 1 carton.



Double Pedestal Bow Top Desk
Breakfront Style

DMID8442DD	42 x 84 x 29	125	443	59	\$7753	\$9301
DMID7842DD	42 x 78 x 29	125	412	55	\$7198	\$8639
DMID7242DD	42 x 72 x 29	125	380	51	\$6647	\$7975
DMID6636DD	36 x 66 x 29	125	240	40	\$5974	\$7169

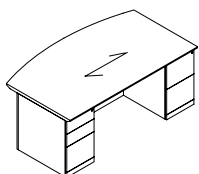
Standard with full to floor **box/box/file** pedestals on **left** and **right**. Bow top. Pedestals lock. Refer to the Desks and Credenzas Notes Section on page 66. for overhang dimensions. Shipped assembled in 1 carton.



Double Pedestal Bow Top Desk
Breakfront Style

DMID8442ED	42 x 84 x 29	125	443	59	\$7753	\$9301
DMID7842ED	42 x 78 x 29	125	412	55	\$7198	\$8639
DMID7242ED	42 x 72 x 29	125	380	51	\$6647	\$7975
DMID6636ED	36 x 66 x 29	125	240	40	\$5974	\$7169

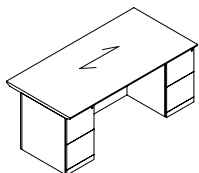
Standard with full to floor **file/file** pedestal on **left** and **box/box/file** pedestal on **right**. Bow top. Pedestals lock. One pencil tray. Refer to the Desks and Credenzas Notes Section on page 66 for overhang dimensions. Shipped assembled in 1 carton.



Double Pedestal Bow Top Desk
Breakfront Style

DMID8442DE	42 x 84 x 29	125	443	59	\$7753	\$9301
DMID7842DE	42 x 78 x 29	125	412	55	\$7198	\$8639
DMID7242DE	42 x 72 x 29	125	380	51	\$6993	\$8394
DMID6636DE	36 x 66 x 29	125	240	40	\$5974	\$7169

Standard with full to floor **box/box/file** pedestal on **left** and **file/file** pedestal on **right**. Bow top. Pedestals lock. One pencil tray. Refer to the Desks and Credenzas Notes Section on page 66 for overhang dimensions. Shipped assembled in 1 carton.



Double Pedestal Desk, Breakfront Style

DID8442EE	42 x 84 x 29	125	432	59	\$7626	\$9150
DID7842EE	42 x 78 x 29	125	401	55	\$7075	\$8494
DID7236EE	36 x 72 x 29	100	370	44	\$5654	\$6782
DID7230EE	30 x 72 x 29	100	349	36	\$5567	\$6677
DID6636EE	36 x 66 x 29	100	339	40	\$5567	\$6677
DID6630EE	30 x 66 x 29	100	320	33	\$5477	\$6572
DID6030EE	30 x 60 x 29	92.5	305	30	\$5306	\$6365

Standard with full to floor **file/file** pedestals on **left** and **right**. Pedestals lock. Refer to the Desks and Credenzas Notes Section on page 66 for overhang dimensions. Shipped assembled in 1 carton.

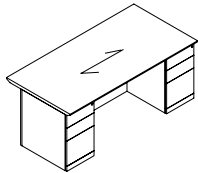
Required Specifications

Veneer Finish
Laminate Finish
Handle Style

Optional Specifications

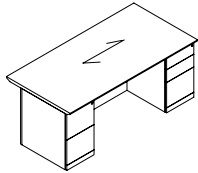
Grommet

DOUBLE PEDESTAL DESKS - BREAKFRONT STYLE	MODEL#	DIMENSIONS	FREIGHT CLASS	WT./LBS.	CUBIC FT.	veneer/LAMINATE	ALL VENEER
		D x W x H					
	DID8442DD	42 x 84 x 29	125	432	59	\$7626	\$9150
	DID7842DD	42 x 78 x 29	125	401	55	\$7075	\$8494
	DID7236DD	36 x 72 x 29	100	370	44	\$5654	\$6782
	DID7230DD	30 x 72 x 29	100	349	36	\$5567	\$6677
	DID6636DD	36 x 66 x 29	100	339	40	\$5567	\$6677
	DID6630DD	30 x 66 x 29	100	320	33	\$5477	\$6572
	DID6030DD	30 x 60 x 29	92.5	305	30	\$5306	\$6365



Double Pedestal Desk, Breakfront Style

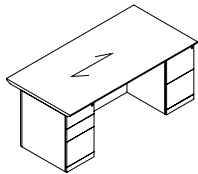
Standard with full to floor **box/box/file** pedestals on **left** and **right**. Pedestals lock. Refer to the Desks and Credenzas Notes Section on page 66 for overhang dimensions. Shipped assembled in 1 carton.



Double Pedestal Desk, Breakfront Style

DID8442ED	42 x 84 x 29	125	432	59	\$7626	\$9150
DID7842ED	42 x 78 x 29	125	401	55	\$7075	\$8494
DID7236ED	36 x 72 x 29	100	370	44	\$5654	\$6782
DID7230ED	30 x 72 x 29	100	349	36	\$5567	\$6677
DID6636ED	36 x 66 x 29	100	339	40	\$5654	\$6782
DID6630ED	30 x 66 x 29	100	320	33	\$5477	\$6572
DID6030ED	30 x 60 x 29	92.5	305	30	\$5306	\$6365

Standard with full to floor **file/file** pedestal on **left** and **box/box/file** pedestal on **right**. Pedestals lock. Refer to the Desks and Credenzas Notes Section on page 66 for overhang dimensions. Shipped assembled in 1 carton.

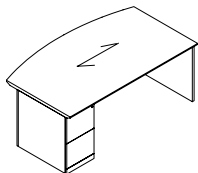


Double Pedestal Desk, Breakfront Style

DID8442DE	42 x 84 x 29	125	432	59	\$7626	\$9150
DID7842DE	42 x 78 x 29	125	401	55	\$7075	\$8494
DID7236DE	36 x 72 x 29	100	370	44	\$5654	\$6782
DID7230DE	30 x 72 x 29	100	349	36	\$5567	\$6677
DID6636DE	36 x 66 x 29	100	339	40	\$5567	\$6677
DID6630DE	30 x 66 x 29	100	320	33	\$5477	\$6572
DID6030DE	30 x 60 x 29	92.5	305	30	\$5306	\$6365

Standard with full to floor **box/box/file** pedestal on **left** and **file/file** pedestal on **right**. Pedestals lock. Refer to the Desks and Credenzas Notes Section on page 66 for overhang dimensions. Shipped assembled in 1 carton.

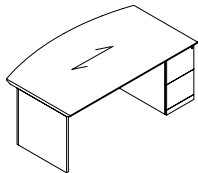
SINGLE PEDESTAL DESKS - RECESSED FRONT MODESTY	DIMENSIONS	FREIGHT CLASS	WT./LBS.	CUBIC FT.	veneer/LAMINATE	ALL VENEER
--	------------	---------------	----------	-----------	-----------------	------------



Single Pedestal Bow Top Desk - LEFT

DMSL8442E	42 x 84 x 29	125	432	59	\$6144	\$7372
DMSL7842E	42 x 78 x 29	125	401	55	\$5709	\$6853
DMSL7242E	42 x 72 x 29	125	370	51	\$5270	\$6324
DMSL6636E	36 x 66 x 29	150	230	40	\$5069	\$6080

Standard with full to floor **file/file** pedestal on **left**. Bow top. Pedestal locks. Refer to the Desks and Credenzas Notes Section on page 66 for overhang dimensions. Shipped assembled in 1 carton.



Single Pedestal Bow Top Desk - RIGHT

DMSR8442E	42 x 84 x 29	125	432	59	\$6144	\$7372
DMSR7842E	42 x 78 x 29	125	401	55	\$5709	\$6853
DMSR7242E	42 x 72 x 29	125	370	51	\$5270	\$6324
DMSR6636E	36 x 66 x 29	150	230	40	\$5069	\$6080

Standard with full to floor **file/file** pedestal on **right**. Bow top. Pedestal locks. Refer to the Desks and Credenzas Notes Section on page 66 for overhang dimensions. Shipped assembled in 1 carton.

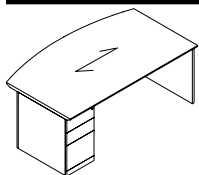
Required Specifications

Veneer Finish
Laminate Finish
Handle Style

Optional Specifications

Grommet

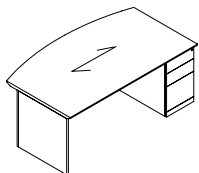
SINGLE PEDESTAL DESKS



Single Pedestal Bow Top Desk - LEFT

MODEL#	DIMENSIONS D x W x H	FREIGHT CLASS	WT/LBS.	CUBIC FT.	VENEER/LAMINATE	ALL VENEER
DMSL8442D	42 x 84 x 29	125	432	59	\$6144	\$7372
DMSL7842D	42 x 78 x 29	125	401	55	\$5709	\$6853
DMSL7242D	42 x 72 x 29	125	370	51	\$5270	\$6324
DMSL6636D	36 x 66 x 29	150	230	40	\$5069	\$6080

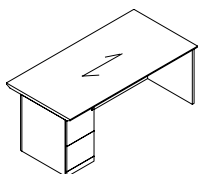
Standard with full to floor **box/box/file** pedestal on **left**. Bow top. Pedestal locks. Refer to the Desks and Credenzas Notes Section on page 66 for overhang dimensions. Shipped assembled in 1 carton.



Single Pedestal Bow Top Desk - RIGHT

DMSR8442D	42 x 84 x 29	125	432	59	\$6144	\$7372
DMSR7842D	42 x 78 x 29	125	401	55	\$5709	\$6853
DMSR7242D	42 x 72 x 29	125	370	51	\$5270	\$6324
DMSR6636D	36 x 66 x 29	150	230	40	\$5069	\$6080

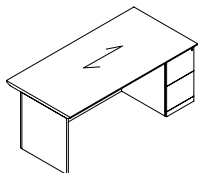
Standard with full to floor **box/box/file** pedestal on **right**. Bow top. Pedestal locks. Refer to the Desks and Credenzas Notes Section on page 66 for overhang dimensions. Shipped assembled in 1 carton.



Single Pedestal Desk - LEFT

DSL8442E	42 x 84 x 29	125	463	59	\$4938	\$5923
DSL7842E	42 x 78 x 29	125	430	55	\$4584	\$5501
DSL7236E	36 x 72 x 29	125	340	44	\$3629	\$4352
DSL7230E	30 x 72 x 29	125	283	36	\$3470	\$4164
DSL6636E	36 x 66 x 29	125	312	40	\$3470	\$4164
DSL6630E	30 x 66 x 29	100	295	33	\$3312	\$3974
DSL6030E	30 x 60 x 29	100	265	30	\$3162	\$3795

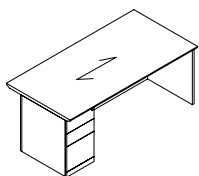
Standard with full to floor **file/file** pedestal on **left**. Pedestal locks. Refer to the Desks and Credenzas Notes Section on page 66 for overhang dimensions. Shipped assembled in 1 carton.



Single Pedestal Desk - RIGHT

DSR8442E	42 x 84 x 29	125	463	59	\$4938	\$5923
DSR7842E	42 x 78 x 29	125	430	55	\$4584	\$5501
DSR7236E	36 x 72 x 29	125	340	44	\$3629	\$4352
DSR7230E	30 x 72 x 29	125	283	36	\$3470	\$4164
DSR6636E	36 x 66 x 29	125	312	40	\$3470	\$4164
DSR6630E	30 x 66 x 29	100	295	33	\$3312	\$3974
DSR6030E	30 x 60 x 29	100	265	30	\$3162	\$3795

Standard with full to floor **file/file** pedestal on **right**. Pedestal locks. Refer to the Desks and Credenzas Notes Section on page 66 for overhang dimensions. Shipped assembled in 1 carton.



Single Pedestal Desk - LEFT

DSL8442D	42 x 84 x 29	125	463	59	\$4938	\$5923
DSL7842D	42 x 78 x 29	125	430	55	\$4584	\$5501
DSL7236D	36 x 72 x 29	125	340	44	\$3629	\$4352
DSL7230D	30 x 72 x 29	125	283	36	\$3470	\$4164
DSL6636D	36 x 66 x 29	125	312	40	\$3470	\$4164
DSL6630D	30 x 66 x 29	100	295	33	\$3312	\$3974
DSL6030D	30 x 60 x 29	100	265	30	\$3162	\$3795

Standard with full to floor **box/box/file** pedestal on **left**. Pedestal locks. Refer to the Desks and Credenzas Notes Section on page 66 for overhang dimensions. Shipped assembled in 1 carton.

Required Specifications

Veneer Finish
Laminate Finish
Handle Style

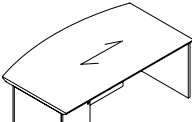
Optional Specifications

Grommet

SINGLE PEDESTAL DESKS	MODEL#	DIMENSIONS	FREIGHT CLASS	WT/LBS.	CUBIC FT.	VENEER/LAMINATE	ALL VENEER
		D x W x H					
	DSR8442D	42 x 84 x 29	125	463	59	\$4938	\$5923
	DSR7842D	42 x 78 x 29	125	430	55	\$4584	\$5501
	DSR7236D	36 x 72 x 29	125	340	44	\$3629	\$4352
	DSR7230D	30 x 72 x 29	125	283	36	\$3470	\$4164
	DSR6636D	36 x 66 x 29	125	312	40	\$3470	\$4164
	DSR6630D	30 x 66 x 29	100	295	33	\$3312	\$3974
DSR6030D	30 x 60 x 29	100	265	30	\$3162	\$3795	

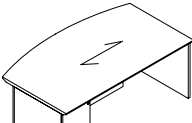
Single Pedestal Desk - RIGHT

Standard with full to floor **box/box/file** pedestal on **right**. Pedestal locks. Refer to the Desks and Credenzas Notes Section on page 66 for overhang dimensions. Shipped assembled in 1 carton.

SINGLE PEDESTAL DESKS - BREAKFRONT STYLE	MODEL#	DIMENSIONS	FREIGHT CLASS	WT/LBS.	CUBIC FT.	VENEER/LAMINATE	ALL VENEER
	DMISL8442E	42 x 84 x 29	125	432	59	\$6144	\$7372
	DMISL7842E	42 x 78 x 29	125	401	55	\$5706	\$6847
	DMISL7242E	42 x 72 x 29	125	370	51	\$5268	\$6322
	DMISL6636E	36 x 66 x 29	150	230	40	\$5068	\$6078

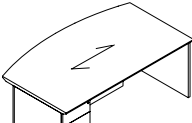
**Single Pedestal Bow Top Desk - LEFT
Breakfront Style**

Standard with full to floor **file/file** pedestal on **left**. Bow top. Pedestal locks. Refer to the Desks and Credenzas Notes Section on page 66 for overhang dimensions. Shipped assembled in 1 carton.

	DMISR8442E	42 x 84 x 29	125	432	59	\$6144	\$7372
	DMISR7842E	42 x 78 x 29	125	401	55	\$5706	\$6847
	DMISR7242E	42 x 72 x 29	125	370	51	\$5268	\$6322
	DMISR6636E	36 x 66 x 29	150	230	40	\$5068	\$6078

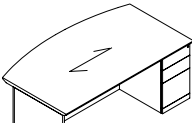
**Single Pedestal Bow Top Desk - RIGHT
Breakfront Style**

Standard with full to floor **file/file** pedestal on **right**. Bow top. Pedestal locks. Refer to the Desks and Credenzas Notes Section on page 66 for overhang dimensions. Shipped assembled in 1 carton.

	DMISL8442D	42 x 84 x 29	125	432	59	\$6144	\$7372
	DMISL7842D	42 x 78 x 29	125	401	55	\$5706	\$6847
	DMISL7242D	42 x 72 x 29	125	370	51	\$5268	\$6322
	DMISL6636D	36 x 66 x 29	150	230	40	\$5068	\$6078

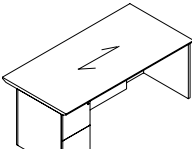
**Single Pedestal Bow Top Desk - LEFT
Breakfront Style**

Standard with full to floor **box/box/file** pedestal on **left**. Bow top. Pedestal locks. Refer to the Desks and Credenzas Notes Section on page 66 for overhang dimensions. Shipped assembled in 1 carton.

	DMISR8442D	42 x 84 x 29	125	432	59	\$6144	\$7372
	DMISR7842D	42 x 78 x 29	125	401	55	\$5706	\$6847
	DMISR7242D	42 x 72 x 29	125	370	51	\$5268	\$6322
	DMISR6636D	36 x 66 x 29	150	230	40	\$5068	\$6078

**Single Pedestal Bow Top Desk - RIGHT
Breakfront Style**

Standard with full to floor **box/box/file** pedestal on **right**. Bow top. Pedestal locks. Refer to the Desks and Credenzas Notes Section on page 66 for overhang dimensions. Shipped assembled in 1 carton.

	DISL8442E	42 x 84 x 29	125	463	59	\$5862	\$7035
	DISL7842E	42 x 78 x 29	125	430	55	\$5444	\$6533
	DISL7236E	36 x 72 x 29	125	340	44	\$4311	\$5172
	DISL7230E	30 x 72 x 29	125	283	36	\$4119	\$4941
	DISL6636E	36 x 66 x 29	125	312	40	\$4119	\$4941
	DISL6630E	30 x 66 x 29	100	295	33	\$3930	\$4717
	DISL6030E	30 x 60 x 29	100	265	30	\$3758	\$4511

**Single Pedestal Desk - LEFT
Breakfront Style**

Standard with full to floor **file/file** pedestal on **left**. Pedestal locks. Refer to the Desks and Credenzas Notes Section on page 66 for overhang dimensions. Shipped assembled in 1 carton.

Required Specifications

Veneer Finish
Laminate Finish
Handle Style

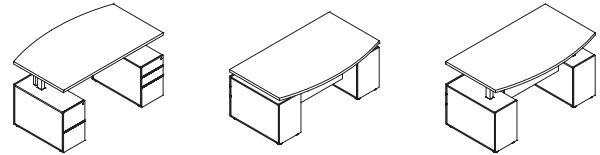
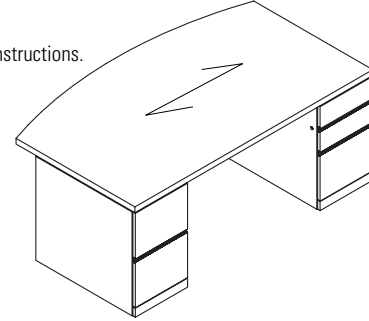
Optional Specifications

Grommet

ELECTRIC HEIGHT ADJUSTABLE UNITS - NOTES

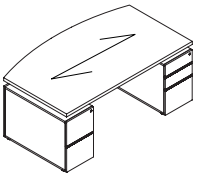
D x W x H

- All Height Adjustable (HA) units are shipped fully assembled.
- Simple Up / Down function enables the height adjustment of the worksurface.
- The height adjustment range for desks is 29" to 45", for table and bridge top 26" to 43" (including worksurface).
- Single stage HA mechanism with an electric motor in each column is used.
- The height adjustable mechanism operates at 1.5" per second.
- Max. weight / lift is 265 lbs.
- All columns are integrated into fully functional pedestals, or pedestal bases with the exception of the HA table and the HA bridge top.
- Height adjustable bases are available in three colors: **Black (BLK)**, **Tungsten (TUN)**, and **Designer White (DWT)**
- All desks include two (2) PVC wire management channels (L & R side) allowing for cabling through the pedestals.
- Hanging wood modesty panel on desk is standard. Hanging glass (aluminum framed) modesty panel is optional.
- To avoid risk of pinching:
 - 4.9" / 124mm gap is kept between the pedestal and the lowest point of the worksurface.
 - Wood spacer HASP must be used to attach height adjustable unit in the "U" or "L" configuration. See assembly instructions.
 - 2" gap is required between the worksurfaces when using the HA Table or the HA Bridge Top.
 - Includes collision detector
- Optional grommet locations: **TL** - Top Left or **TR** - Top Right



Note: Arrow indicates direction of grain.

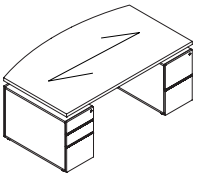
HEIGHT ADJUSTABLE DOUBLE PEDESTAL DESKS	MODEL#	DIMENSIONS	FREIGHT CLASS	WT/LBS.	CUBIC FT.	VENEER/LAMINATE	ALL VENEER
---	--------	------------	---------------	---------	-----------	-----------------	------------



Height Adj. Double Ped. Bow Top Desk
Breakfront Style

D x W x H							
DHAMID8442ED	42 x 84 x 29	150	450	81	\$13124	\$14581	
DHAMID7842ED	42 x 78 x 29	150	430	72	\$12569	\$13965	
DHAMID7242ED	42 x 72 x 29	125	410	67	\$12015	\$13347	
DHAMID6636ED	36 x 66 x 29	125	390	54	\$11396	\$12662	

Built-in electric height adjustable double pedestal, standard with full to floor **box/box/file** pedestal on **right** and **file/file** pedestal on **left**. Bow top. Pedestals lock. One pencil tray. Refer to the Desks and Credenzas Notes Section on page 66 for overhang dimensions. Shipped RTA (ready to assemble).



Height Adj. Double Ped. Bow Top Desk
Breakfront Style

DHAMID8442DE	42 x 84 x 29	150	450	81	\$13124	\$14581	
DHAMID7842DE	42 x 78 x 29	150	430	72	\$12569	\$13965	
DHAMID7242DE	42 x 72 x 29	125	410	67	\$12015	\$13347	
DHAMID6636DE	36 x 66 x 29	125	390	54	\$11396	\$12662	

Built-in electric height adjustable double pedestal, standard with full to floor **box/box/file** pedestal on **left** and **file/file** pedestal on **right**. Bow top. Pedestals lock. One pencil tray. Refer to the Desks and Credenzas Notes Section on page 66 for overhang dimensions. Shipped RTA (ready to assemble).

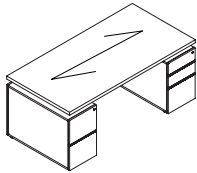
Required Specifications

Top Finish
Edge
Base finish
Handle style

Optional Specifications

Grommet
Glass modesty

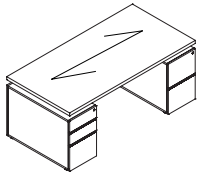
HEIGHT ADJUSTABLE DOUBLE PEDESTAL DESKS **MODEL#** **DIMENSIONS** **FREIGHT CLASS** **WT./LBS.** **CUBIC FT.** **VENEER/LAMINATE** **ALL VENEER**



**Height Adj. Double Ped. Desk
Breakfront Style**

	D x W x H						
DHAID8436ED	36 x 84 x 29	125	440	68	\$11174	\$12416	
DHAID7836ED	36 x 78 x 29	125	420	63	\$11100	\$12332	
DHAID7236ED	36 x 72 x 29	125	400	58	\$11018	\$12243	
DHAID7230ED	30 x 72 x 29	125	390	49	\$10937	\$12152	
DHAID6630ED	30 x 66 x 29	100	380	46	\$10786	\$11983	

Built-in electric height adjustable double pedestal, standard with full to floor **box/box/file** pedestal on **right** and **file/file** pedestal on **left**. Pedestals lock. One pencil tray. Refer to the Desks and Credenzas Notes Section on page 66 for overhang dimensions. Shipped RTA (ready to assemble).

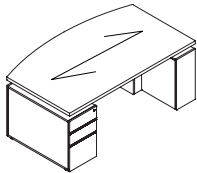


**Height Adj. Double Ped. Desk
Breakfront Style**

DHAID8436DE	36 x 84 x 29	125	440	68	\$11174	\$12416	
DHAID7836DE	36 x 78 x 29	125	420	63	\$11100	\$12332	
DHAID7236DE	36 x 72 x 29	125	400	58	\$11018	\$12243	
DHAID7230DE	30 x 72 x 29	125	390	49	\$10937	\$12152	
DHAID6630DE	30 x 66 x 29	100	380	46	\$10786	\$11983	

Built-in electric height adjustable double pedestal, standard with full to floor **box/box/file** pedestal on **left** and **file/file** pedestal on **right**. Pedestals lock. One pencil tray. Refer to the Desks and Credenzas Notes Section on page 66 for overhang dimensions. Shipped RTA (ready to assemble).

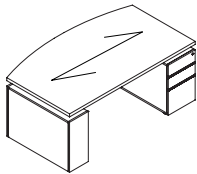
HEIGHT ADJUSTABLE SINGLE PEDESTAL DESKS **MODEL#** **DIMENSIONS** **FREIGHT CLASS** **WT./LBS.** **CUBIC FT.** **VENEER/LAMINATE** **ALL VENEER**



**Height Adj. Single Ped. Bow Top Desk
Breakfront Style - LEFT**

DHAMISL8442D	42 x 84 x 29	150	440	59	\$11511	\$12787	
DHAMISL7842D	42 x 78 x 29	150	420	55	\$11075	\$12306	
DHAMISL7242D	42 x 72 x 29	150	400	51	\$10638	\$11823	
DHAMISL6636D	36 x 66 x 29	125	390	40	\$10098	\$11220	

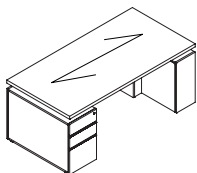
Built-in electric height adjustable single pedestal bow top desk. Standard with full to floor locking **box/box/file** pedestal on **left** and support pedestal on **right**. Refer to the Desks and Credenzas Notes Section on page 66 for overhang dimensions. Shipped RTA (ready to assemble).



**Height Adj. Single Ped. Bow Top Desk
Breakfront Style - RIGHT**

DHAMISR8442D	42 x 84 x 29	150	440	59	\$11511	\$12787	
DHAMISR7842D	42 x 78 x 29	150	420	55	\$11075	\$12306	
DHAMISR7242D	42 x 72 x 29	150	400	51	\$10638	\$11823	
DHAMISR6636D	36 x 66 x 29	125	390	40	\$10098	\$11220	

Built-in electric height adjustable single pedestal bow top desk. Standard with full to floor locking **box/box/file** pedestal on **right** and support pedestal on **left**. Refer to the Desks and Credenzas Notes Section on page 66 for overhang dimensions. Shipped RTA (ready to assemble).



**Height Adjustable Single Ped. Desk
Breakfront Style - LEFT**

DHAISL8436D	36 x 84 x 29	125	430	55	\$9834	\$10924	
DHAISL7836D	36 x 78 x 29	125	410	50	\$9794	\$10883	
DHAISL7236D	36 x 72 x 29	125	390	44	\$9676	\$10751	
DHAISL7230D	30 x 72 x 29	125	380	40	\$9486	\$10684	
DHAISL6630D	30 x 66 x 29	125	360	36	\$9240	\$10266	
DHAISL6030D	30 x 60 x 29	100	340	35	\$9064	\$10071	

Built-in electric height adjustable single pedestal desk. Standard with full to floor locking **box/box/file** pedestal on **left** and support pedestal on **right**. Refer to the Desks and Credenzas Notes Section on page 66 for overhang dimensions. Shipped RTA (ready to assemble).

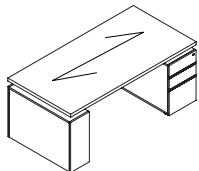
Required Specifications

Top Finish
Edge
Base finish
Handle style

Optional Specifications

Grommet
Glass modesty

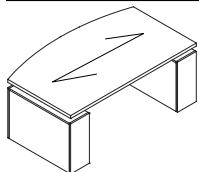
HEIGHT ADJUSTABLE SINGLE PEDESTAL DESKS	MODEL#	DIMENSIONS	FREIGHT CLASS	WT/LBS.	CUBIC FT.	VENEER/LAMINATE	ALL VENEER
		D x W x H					
	DHAISR8436D	36 x 84 x 29	125	430	55	\$9834	\$10924
	DHAISR7836D	36 x 78 x 29	125	410	50	\$9794	\$10883
	DHAISR7236D	36 x 72 x 29	125	390	44	\$9676	\$10751
	DHAISR7230D	30 x 72 x 29	125	380	40	\$9486	\$10541
	DHAISR6630D	30 x 66 x 29	125	360	36	\$9240	\$10266
	DHAISR6030D	30 x 60 x 29	100	340	35	\$9064	\$10071



Height Adjustable Single Ped. Desk*
Breakfront Style - RIGHT

Built-in electric height adjustable single pedestal desk. Standard with full to floor locking **box/box/file** pedestal on **right** and support pedestal on **left**. Refer to the Desks and Credenzas Notes Section on page 66 for overhang dimensions. Shipped RTA (ready to assemble).

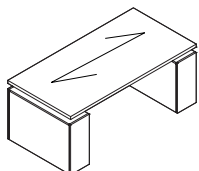
HEIGHT ADJUSTABLE DESK SHELLS	MODEL#	DIMENSIONS	FREIGHT CLASS	WT/LBS.	CUBIC FT.	VENEER/LAMINATE	ALL VENEER
	DHAMIT8442	42 x 84 x 29	150	350	59	\$11151	\$12389
	DHAMIT7842	42 x 78 x 29	150	330	55	\$10911	\$12122
	DHAMIT7242	42 x 72 x 29	150	310	51	\$10665	\$11851
	DHAMIT6636	36 x 66 x 29	150	280	40	\$9624	\$10694



Height Adjustable Bow Top Desk Shell
Breakfront Style

Built-in electric height adjustable bow top desk shell. Shipped RTA (ready to assemble). Refer to the Desks and Credenzas Notes Section on page 66 for overhang dimensions.

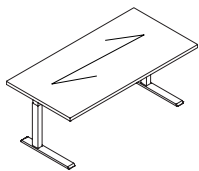
	DHAIT8436	36 x 84 x 29	150	330	68	\$9921	\$11022
	DHAIT7836	36 x 78 x 29	150	310	63	\$9738	\$10819
	DHAIT7236	36 x 72 x 29	150	290	44	\$9544	\$10605
	DHAIT7230	30 x 72 x 29	150	280	40	\$8944	\$9939
	DHAIT6636	36 x 66 x 29	150	260	36	\$9164	\$10183
	DHAIT6630	30 x 66 x 29	150	250	35	\$8944	\$9939
	DHAIT6030	30 x 60 x 29	150	240	42	\$8787	\$9762



Height Adjustable Desk Shell
Breakfront Style

Built-in electric height adjustable desk shell. Shipped RTA (ready to assemble). Refer to the Desks and Credenzas Notes Section on page 66 for overhang dimensions.

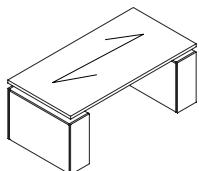
	DHA8436	36 x 84 x 29	250	160	68	\$8030	\$8921
	DHA7836	36 x 78 x 29	250	150	63	\$7847	\$8716
	DHA7236	36 x 72 x 29	250	140	58	\$7649	\$8501
	DHA7230	30 x 72 x 29	250	130	49	\$7052	\$7835
	DHA6636	36 x 66 x 29	250	140	54	\$7273	\$8081
	DHA6630	30 x 66 x 29	250	120	46	\$7052	\$7835
	DHA6030	30 x 60 x 29	250	115	42	\$6895	\$7660



Height Adjustable Table

Electric height adjustable table. Shipped RTA (ready to assemble).

	DHA8436TP	36 x 84 x 29	150	320	68	\$9607	\$10688
	DHA7836TP	36 x 78 x 29	150	300	63	\$9424	\$10469
	DHA7236TP	36 x 72 x 29	150	280	58	\$9228	\$10253
	DHA7230TP	30 x 72 x 29	150	270	49	\$8628	\$9587
	DHA6636TP	36 x 66 x 29	150	250	54	\$8850	\$9832
	DHA6630TP	30 x 66 x 29	150	240	46	\$8628	\$9587
	DHA6030TP	30 x 60 x 29	150	230	42	\$8470	\$9412



Height Adjustable Desk

Built-in electric height adjustable desk on TP bases. Shipped RTA (ready to assemble).

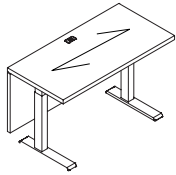
Required Specifications

- Top Finish
- Edge
- Base finish
- Handle style

Optional Specifications

- Grommet
- Glass modesty

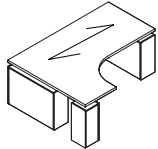
HEIGHT ADJUSTABLE **MODEL#** **DIMENSIONS** **FREIGHT CLASS** **WT/LBS.** **CUBIC FT.** **VENEER/LAMINATE** **ALL VENEER**



Height Adjustable Bridge Top

	D x W x H						
DHABT6024	24 x 60 x 29	150	150	35	\$7482	\$8313	
DHABT5424	24 x 54 x 29	150	140	31	\$7260	\$8067	
DHABT4824	24 x 48 x 29	150	130	28	\$7040	\$7822	
DHABT4224	24 x 42 x 29	300	29	26	\$6812	\$7567	

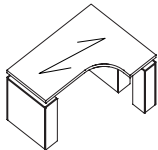
Electric height adjustable executive bridge top. Grommet in worksurface. Shipped RTA (ready to assemble).



Height Adj. Right Extended Corner Desk*

DHAEKR60842436	24-36 x 60-84 x 29	150	450	108	\$14875	\$16528	
DHAEKR60782436	24-36 x 60-78 x 29	150	430	100	\$14839	\$16488	
DHAEKR60722436	24-36 x 60-72 x 29	150	410	93	\$14512	\$16124	
DHAEKR60662436	24-36 x 60-66 x 29	150	390	86	\$14088	\$15655	
DHAEKR60602436	24-36 x 60-60 x 29	150	370	79	\$13667	\$15183	

Built-in electric height adjustable right extended corner table desk with a 24" return connection. Extended worksurface on **right. Full end panel on right, narrow end panel on left.** Connects to Linking Bridges, Extended Corners and Connectable Tables. Shipped RTA (ready to assemble).



Height Adj. Left Extended Corner Desk*

DHAEKL84603624	24-36 x 60-84 x 29	150	450	108	\$14875	\$16528	
DHAEKL78603624	24-36 x 60-78 x 29	150	430	100	\$14839	\$16488	
DHAEKL72603624	24-36 x 60-72 x 29	150	410	93	\$14512	\$16124	
DHAEKL66603624	24-36 x 60-66 x 29	150	390	86	\$14088	\$15655	
DHAEKL60603624	24-36 x 60-60 x 29	150	370	79	\$13667	\$15183	

Built-in electric height adjustable right extended corner table desk with a 24" return connection. Extended worksurface on **left. Full end panel on left, narrow end panel on right.** Connects to Linking Bridges, Extended Corners and Connectable Tables. Shipped RTA (ready to assemble).



Spacer

DHASP	2 x 8 x 23	70	15	.75	\$538	\$598	
-------	------------	----	----	-----	--------------	--------------	--

Connects height adjustable desks with linking bridges and returns.

Required Specifications

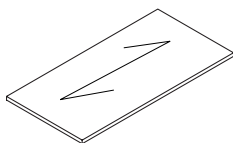
Top Finish
Edge
Base finish

Optional Specifications

Grommet*
Glass modesty

HEIGHT ADJUSTABLE TOPS

MODEL#	DIMENSIONS	FREIGHT CLASS	WT/LBS.	CUBIC FT.	LIST PRICE
D x W x H					
DRE8226T	26 x 82 x 1.18	92.5	89	8	\$2389
DRE8026T	26 x 80 x 1.18	92.5	87	7.5	\$2330
DRE7626T	26 x 76 x 1.18	85	97	8	\$2217
DRE6426T	26 x 64 x 1.18	92.5	70	6	\$1867
DRE5226T	26 x 52 x 1.18	92.5	57	5.5	\$1518
DRE4626T	26 x 46 x 1.18	92.5	44	4	\$1340
DRE4026T	26 x 40 x 1.18	92.5	44	4	\$1168
DRE8229T	29 x 82 x 1.18	92.5	99	8.5	\$2663
DRE7629T	29 x 76 x 1.18	85	97	8	\$2470
DRE7029T	29 x 70 x 1.18	85	92	7.5	\$2276
DRE6429T	29 x 64 x 1.18	85	78	6.5	\$2083
DRE5229T	29 x 52 x 1.18	92.5	63	6	\$1690
DRE4629T	29 x 46 x 1.18	92.5	56	5	\$1497
DRE4029T	29 x 40 x 1.18	92.5	49	4.5	\$1303
DRE8235T	35 x 82 x 1.18	85	120	10	\$3218
DRE7635T	35 x 76 x 1.18	85	117	9.5	\$2980
DRE7235T	35 x 72 x 1.18	85	111	9	\$2825
DRE6435T	35 x 64 x 1.18	85	94	7.5	\$2513
DRE5235T	35 x 52 x 1.18	92.5	76	7	\$2040
DRE4635T	35 x 46 x 1.18	92.5	67	6	\$1802
DRE4035T	35 x 40 x 1.18	92.5	59	5	\$1571



Height Adjustable Top

Dufferin tops with Dufferin edge on three sides, for use with FreeFit height adjustable table mechanisms, sold separately (FTxxxxx, see page 713 of the Desking price list for information).

- 26" deep tops accommodate FTxxxx24 mechanisms. Depth is exact to accommodate the Dufferin edge + the Freefit mechanism. *Cannot be made smaller.*
- 29" and 35" deep tops accommodate FTxxxx30 mechanisms.



HA Return Tops

Left:

DRE6026CGCOPLT	26 x 60 x 1.18	85	75	5.5	\$1749
DRE5426CGCOPLT	26 x 54 x 1.18	85	69	5	\$1577
DRE4826CGCOPLT	26 x 48 x 1.18	85	62	4.5	\$1400
DRE4226CGCOPLT	26 x 42 x 1.18	85	56	4	\$1222

Right:

DRE6026CGCOPRT	26 x 60 x 1.18	85	75	5.5	\$1749
DRE5426CGCOPRT	26 x 54 x 1.18	85	69	5	\$1577
DRE4826CGCOPRT	26 x 48 x 1.18	85	62	4.5	\$1400
DRE4226CGCOPRT	26 x 42 x 1.18	85	56	4	\$1222

Dufferin return tops with Dufferin edge on three sides, for use with FreeFit height adjustable table mechanisms, sold separately (FTxxxxx, see page 713 of the Desking price list for information).

- 26" deep tops accommodate FTxxxx24 mechanisms. Depth is exact to accommodate the Dufferin edge + the Freefit mechanism. *Cannot be made smaller.*

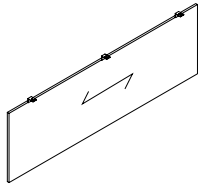
Required Specifications

Veneer finish
Edge

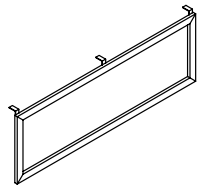
Optional Specifications

Grommet

MODESTY PANEL OPTIONS



Veneer Modesty Panel Upgrade*



Glass Modesty Panel Upgrade

MODEL#	DIMENSIONS D x W x H	FREIGHT CLASS	WT/LBS.	CUBIC FT.	LIST PRICE
CMP72W	0.75 x 67 x 18	--	20	1	\$1728
CMP66W	0.75 x 61 x 18	--	18	1	\$1673
CMP60W	0.75 x 55 x 18	--	16	1	\$1647
CMP54W	0.75 x 49 x 18	--	14	1	\$1619
CMP48W	0.75 x 43 x 18	--	13	1	\$1594

Straight modesty panel. Attaches to underside of worksurface. **Cannot be retrofitted in the field *Not sold individually - to be ordered as an upgrade option only.***

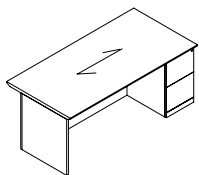
- CMP72W - Specify on "P" Top Islands or 96" x 48" Islands for Piano Desks.
- CMP66W - Specify on 84" x 36" "D" Top Islands.
- CMP60W - Specify on 84" x 42" "P" Top Islands or 84" x 48" Islands for Piano Desks.
- CMP54W - Specify on 72" x 30" "D" Top Islands.
- CMP48W - Specify on 66" x 36" , 60" x 30" "D" Top Islands, 72" x 42" "P" Top Islands or 72" x 48" Islands for Piano Desks.

CMP72G	0.75 x 67 x 18	--	20	1	\$2647
CMP66G	0.75 x 61 x 18	--	18	1	\$2504
CMP60G	0.75 x 55 x 18	--	16	1	\$2289
CMP54G	0.75 x 49 x 18	--	14	1	\$2132
CMP48G	0.75 x 43 x 18	--	13	1	\$2036

Straight modesty panel. Translucent, screened glass. Aluminum box frame construction in Tungsten Only. Attaches to underside of worksurface. **Cannot be retrofitted in the field. *Not sold individually - to be ordered as an upgrade option only.***

- CMP72G - Specify on "P" Top Islands or 96" x 48" Islands for Piano Desks.
- CMP66G - Specify on 84" x 36" "D" Top Islands.
- CMP60G - Specify on 84" x 42" "P" Top Islands or 84" x 48" Islands for Piano Desks.
- CMP54G - Specify on 72" x 30" "D" Top Islands.
- CMP48G - Specify on 66" x 36" , 60" x 30" "D" Top Islands, 72" x 42" "P" Top Islands or 72" x 48" Islands for Piano Desks.
- Tungsten finish on the aluminum box frame closely resembles the existing Tungsten finish.

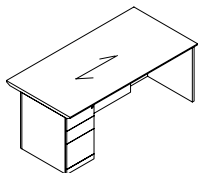
SINGLE PEDESTAL DESKS - BREAKFRONT STYLE



**Single Pedestal Desk - RIGHT
Breakfront Style**

MODEL#	DIMENSIONS D x W x H	FREIGHT CLASS	WT/LBS.	CUBIC FT.	VENEER/LAMINATE	ALL VENEER
DISR8442E	42 x 84 x 29	125	463	59	\$5862	\$7035
DISR7842E	42 x 78 x 29	125	430	55	\$5444	\$6533
DISR7236E	36 x 72 x 29	125	340	44	\$4311	\$5172
DISR7230E	30 x 72 x 29	125	283	36	\$4119	\$4941
DISR6636E	36 x 66 x 29	125	312	40	\$4119	\$4941
DISR6630E	30 x 66 x 29	100	295	33	\$3930	\$4717
DISR6030E	30 x 60 x 29	100	265	30	\$3758	\$4511

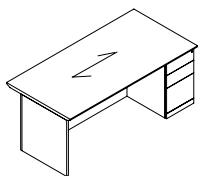
Standard with full to floor **file/file** pedestal on **right**. Pedestal locks. Refer to the Desks and Credenzas Notes Section on page 66 for overhang dimensions. Shipped assembled in 1 carton.



**Single Pedestal Desk - LEFT
Breakfront Style**

DISL8442D	42 x 84 x 29	125	463	59	\$5862	\$7035
DISL7842D	42 x 78 x 29	125	430	55	\$5444	\$6533
DISL7236D	36 x 72 x 29	125	340	44	\$4311	\$5172
DISL7230D	30 x 72 x 29	125	283	36	\$4119	\$4941
DISL6636D	36 x 66 x 29	125	312	40	\$4119	\$4941
DISL6630D	30 x 66 x 29	100	295	33	\$3930	\$4717
DISL6030D	30 x 60 x 29	100	265	30	\$3758	\$4511

Standard with full to floor **box/box/file** pedestal on **left**. Pedestal locks. Refer to the Desks and Credenzas Notes Section on page 66 for overhang dimensions. Shipped assembled in 1 carton.

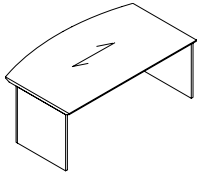


**Single Pedestal Desk - RIGHT
Breakfront Style**

DISR8442D	42 x 84 x 29	125	463	59	\$5862	\$7035
DISR7842D	42 x 78 x 29	125	430	55	\$5444	\$6533
DISR7236D	36 x 72 x 29	125	340	44	\$4311	\$5172
DISR7230D	30 x 72 x 29	125	283	36	\$4119	\$4941
DISR6636D	36 x 66 x 29	125	312	40	\$4119	\$4941
DISR6630D	30 x 66 x 29	100	295	33	\$3930	\$4717
DISR6030D	30 x 60 x 29	100	265	30	\$3758	\$4511

Standard with full to floor **box/box/file** pedestal on **right**. Pedestal locks. Refer to the Desks and Credenzas Notes Section on page 66 for overhang dimensions. Shipped assembled in 1 carton.

DESK SHELLS WITH RECESSED FRONT



Bow Top Desk Shell

MODEL#	DIMENSIONS	FREIGHT CLASS	WT/LBS.	CUBIC FT.	veneer/LAMINATE	ALL VENEER
D x W x H						
DMT8442	42 x 84 x 29	125	380	59	\$4725	\$5667
DMT7842	42 x 78 x 29	125	353	55	\$4385	\$5261
DMT7242	42 x 72 x 29	125	331	51	\$4051	\$4861
DMT6636	36 x 66 x 29	125	287	40	\$3862	\$4634

Bow top and recessed modesty panel. Refer to the Desks and Credenzas Notes Section on page 66 for overhang dimensions. Shipped assembled in 1 carton.

DT8436	36 x 84 x 29	125	362	51	\$3766	\$4520
DT7836	36 x 78 x 29	125	336	47	\$3498	\$4199
DT7236	36 x 72 x 29	125	315	44	\$3229	\$3874
DT6636	36 x 66 x 29	125	271	40	\$3041	\$3652

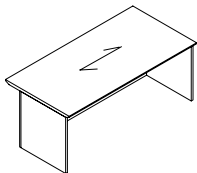
DT7230	30 x 72 x 29	125	271	36	\$3041	\$3652
DT6630	30 x 66 x 29	100	265	33	\$2855	\$3428
DT6030	30 x 60 x 29	100	241	30	\$2613	\$3136

DT4824	24 x 48 x 29	125	123	20	\$1720	\$2064
DT4224	24 x 42 x 29	150	98	17	\$1441	\$1729
DT3624	24 x 36 x 29	150	82	14	\$1387	\$1666
DT3024	24 x 30 x 29	125	76	12	\$1362	\$1634

DT4822	22 x 48 x 29	150	105	18	\$1578	\$1893
DT4222	22 x 42 x 29	150	90	16	\$1321	\$1585
DT3622	22 x 36 x 29	150	75	13	\$1275	\$1530
DT3022	22 x 30 x 29	150	65	11	\$1250	\$1499

DT4820	20 x 48 x 29	125	105	18	\$1435	\$1722
DT4220	20 x 42 x 29	125	90	16	\$1200	\$1439
DT3620	20 x 36 x 29	125	75	13	\$1162	\$1392
DT3020	20 x 30 x 29	125	65	11	\$1135	\$1362

Recessed modesty panel. Refer to the Desks and Credenzas Notes Section on page 66 for overhang dimensions. Shipped assembled in 1 carton.



Desk Shell

Required Specifications

- Veneer Finish
- Laminate Finish
- Handle Style (Single Pedestal Desks)

Optional Specifications

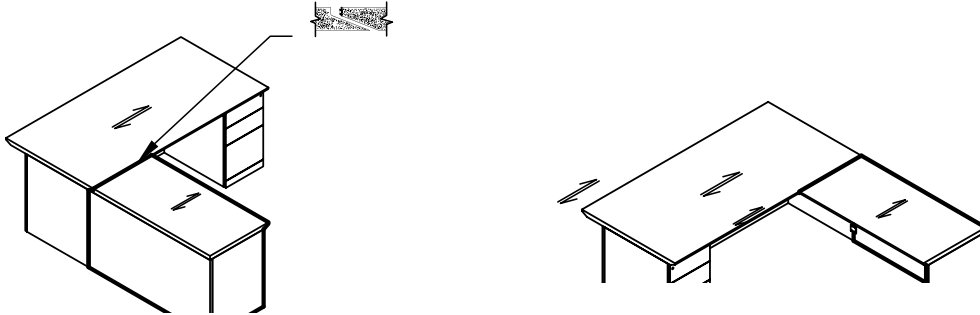
- Grommet

D DUFFERIN

RETURNS

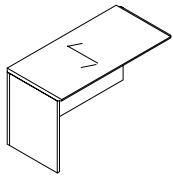
D x W x H

- An Executive Return is used to attach to a Single Pedestal Desk, Single Pedestal Credenza, Desk Shell or Credenza Shell.
- Grommets are available as an option.
- Hand of Executive Return is determined by location of full end panel from user side.
- Hand of Desk or Credenza is determined by location of pedestal from user side.
- To remove cross grain veneer pattern on top, delete suffix "CG" from the model number. Available as a special - no upcharge.



RETURNS

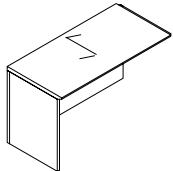
MODEL# DIMENSIONS FREIGHT CLASS WT/LBS. CUBIC FT. VENEER/LAMINATE ALL VENEER



Flush Return - LEFT 24" Deep

DERL7224CG	24 x 72 x 29	150	135	29	\$2488	\$2986
DERL6624CG	24 x 66 x 29	150	127	27	\$2276	\$2733
DERL6024CG	24 x 60 x 29	150	120	24	\$2072	\$2487
DERL5424CG	24 x 54 x 29	150	112	22	\$1871	\$2246
DERL4824CG	24 x 48 x 29	150	105	19	\$1660	\$1990
DERL4224CG	24 x 42 x 29	150	97	17	\$1456	\$1746

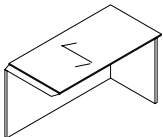
Return has **no pedestal**. For use with right handed single pedestal desks, credenzas, desk shells, credenza shells, "D" islands or "P" islands. Shipped assembled in 1 carton.



Flush Return - LEFT 22" Deep

DERL7222CG	22 x 72 x 29	150	130	27	\$2372	\$2846
DERL6622CG	22 x 66 x 29	150	122	24	\$1987	\$2384
DERL6022CG	22 x 60 x 29	150	115	22	\$1812	\$2172
DERL5422CG	22 x 54 x 29	150	105	20	\$1740	\$2086
DERL4822CG	22 x 48 x 29	150	100	18	\$1456	\$1746
DERL4222CG	22 x 42 x 29	150	90	16	\$1272	\$1528

Return has **no pedestal**. For use with right handed single pedestal desks, credenzas, desk shells, credenza shells, "D" islands or "P" islands. Shipped assembled in 1 carton.



Flush Return - RIGHT 24" Deep

DERR7224CG	24 x 72 x 29	150	135	29	\$2488	\$2986
DERR6624CG	24 x 66 x 29	150	127	27	\$2276	\$2733
DERR6024CG	24 x 60 x 29	150	120	24	\$2072	\$2487
DERR5424CG	24 x 54 x 29	150	112	22	\$1871	\$2246
DERR4824CG	24 x 48 x 29	150	105	19	\$1660	\$1990
DERR4224CG	24 x 42 x 29	150	97	17	\$1456	\$1746

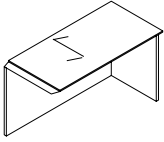
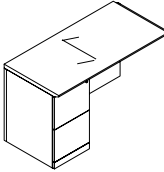
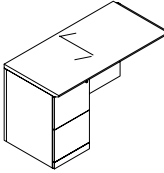
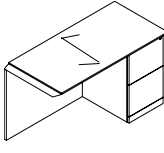
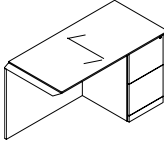
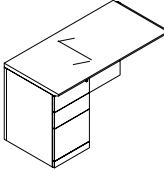
Return has **no pedestal**. For use with left handed single pedestal desks, credenzas, desk shells, credenza shells, "D" islands or "P" islands. Shipped assembled in 1 carton.

Required Specifications

Veneer Finish
Laminate Finish

Optional Specifications

Grommet

RETURNS	MODEL#	DIMENSIONS	FREIGHT CLASS	WT/LBS.	CUBIC FT.	VENEER/LAMINATE	ALL VENEER
 <p>Flush Return - RIGHT 22" Deep</p>		D x W x H					
	DERR7222CG	22 x 72 x 29	150	130	27	\$2372	\$2846
	DERR6622CG	22 x 66 x 29	150	122	24	\$1987	\$2384
	DERR6022CG	22 x 60 x 29	150	115	22	\$1812	\$2172
	DERR5422CG	22 x 54 x 29	150	105	20	\$1629	\$1955
	DERR4822CG	22 x 48 x 29	150	100	18	\$1448	\$1739
DERR4222CG	22 x 42 x 29	150	90	16	\$1266	\$1517	
<p>Return has no pedestal. For use with left handed single pedestal desks, credenzas, desk shells, credenza shells, "D" islands or "P" islands. Shipped assembled in 1 carton.</p>							
 <p>Flush Return - LEFT* 24" Deep</p>							
	DERL7224ECG	24 x 72 x 29	100	250	29	\$4391	\$5268
	DERL6624ECG	24 x 66 x 29	100	236	27	\$4222	\$5068
	DERL6024ECG	24 x 60 x 29	100	227	24	\$3843	\$4611
	DERL5424ECG	24 x 54 x 29	100	205	22	\$3706	\$4446
	DERL4824ECG	24 x 48 x 29	100	185	19	\$3289	\$3946
DERL4224ECG	24 x 42 x 29	92.5	178	17	\$3173	\$3807	
<p>Return has file/file pedestal on the left. Pedestal locks. For use with right handed single pedestal desks, credenzas, desk shells, credenza shells, "D" islands or "P" islands. Shipped assembled in 1 carton.</p>							
 <p>Flush Return - LEFT* 22" Deep</p>							
	DERL7222ECG	22 x 72 x 29	100	240	27	\$4222	\$5068
	DERL6622ECG	22 x 66 x 29	100	231	24	\$3726	\$4473
	DERL6022ECG	22 x 60 x 29	92.5	222	22	\$3393	\$4071
	DERL5422ECG	22 x 54 x 29	92.5	200	20	\$3268	\$3922
	DERL4822ECG	22 x 48 x 29	92.5	180	18	\$2905	\$3485
DERL4222ECG	22 x 42 x 29	92.5	173	16	\$2795	\$3353	
<p>Return has file/file pedestal on the left. Pedestal locks. For use with right handed single pedestal desks, credenzas, desk shells, credenza shells, "D" islands or "P" islands. Shipped assembled in 1 carton.</p>							
 <p>Flush Return - RIGHT* 24" Deep</p>							
	DERR7224ECG	24 x 72 x 29	100	250	29	\$4391	\$5268
	DERR6624ECG	24 x 66 x 29	100	236	27	\$4222	\$5068
	DERR6024ECG	24 x 60 x 29	100	227	24	\$3843	\$4611
	DERR5424ECG	24 x 54 x 29	100	205	22	\$3706	\$4446
	DERR4824ECG	24 x 48 x 29	100	185	19	\$3289	\$3946
DERR4224ECG	24 x 42 x 29	92.5	178	17	\$3173	\$3807	
<p>Return has file/file pedestal on the right. Pedestal locks. For use with right handed single pedestal desks, credenzas, desk shells, credenza shells, "D" islands or "P" islands. Shipped assembled in 1 carton.</p>							
 <p>Flush Return - RIGHT 22" Deep</p>							
	DERR7222ECG	22 x 72 x 29	100	240	27	\$4222	\$5068
	DERR6622ECG	22 x 66 x 29	100	231	24	\$3726	\$4473
	DERR6022ECG	22 x 60 x 29	92.5	222	22	\$3393	\$4071
	DERR5422ECG	22 x 54 x 29	92.5	200	20	\$3268	\$3922
	DERR4822ECG	22 x 48 x 29	92.5	180	18	\$2905	\$3485
DERR4222ECG	22 x 42 x 29	92.5	173	16	\$2795	\$3353	
<p>Return has file/file pedestal on the right. Pedestal locks. For use with right handed single pedestal desks, credenzas, desk shells, credenza shells, "D" islands or "P" islands. Shipped assembled in 1 carton.</p>							
 <p>Flush Return - LEFT 24" Deep</p>							
	DERL7224DCG	24 x 72 x 29	100	250	29	\$4391	\$5268
	DERL6624DCG	24 x 66 x 29	100	236	27	\$4222	\$5068
	DERL6024DCG	24 x 60 x 29	100	227	24	\$3843	\$4611
	DERL5424DCG	24 x 54 x 29	100	205	22	\$3706	\$4446
	DERL4824DCG	24 x 48 x 29	100	185	19	\$3289	\$3946
DERL4224DCG	24 x 42 x 29	92.5	178	17	\$3173	\$3807	
<p>Return has box/box/file pedestal on the left. Pedestal locks. For use with right handed single pedestal desks, credenzas, desk shells, credenza shells, "D" islands or "P" islands. Shipped assembled in 1 carton.</p>							

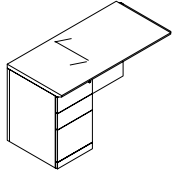
Required Specifications

Veneer Finish
Laminate Finish
Handle Style*

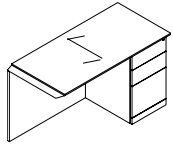
Optional Specifications

Grommet

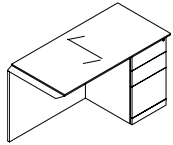
RETURNS



Flush Return - LEFT
22" Deep



Flush Return - RIGHT
24" Deep



Flush Return - RIGHT
22" Deep

MODEL#	DIMENSIONS D x W x H	FREIGHT CLASS	WT/LBS.	CUBIC FT.	VENEER/LAMINATE	ALL VENEER
DERL7222DCG	22 x 72 x 29	100	240	27	\$4222	\$5068
DERL6622DCG	22 x 66 x 29	100	231	24	\$3726	\$4473
DERL6022DCG	22 x 60 x 29	92.5	222	22	\$3393	\$4071
DERL5422DCG	22 x 54 x 29	92.5	200	20	\$3268	\$3922
DERL4822DCG	22 x 48 x 29	150	180	18	\$2905	\$3485
DERL4222DCG	22 x 42 x 29	92.5	173	16	\$2795	\$3353

Return has **box/box/file** pedestal on the **left**. Pedestal locks. For use with right handed single pedestal desks, credenzas, desk shells, credenza shells, "D" islands or "P" islands. Shipped assembled in 1 carton.

DERR7224DCG	24 x 72 x 29	100	250	29	\$4391	\$5268
DERR6624DCG	24 x 66 x 29	100	236	27	\$4222	\$5068
DERR6024DCG	24 x 60 x 29	100	227	24	\$3843	\$4611
DERR5424DCG	24 x 54 x 29	100	205	22	\$3706	\$4446
DERR4824DCG	24 x 48 x 29	100	185	19	\$3289	\$3946
DERR4224DCG	24 x 42 x 29	92.5	178	17	\$3173	\$3807

Return has **box/box/file** pedestal on the **right**. Pedestal locks. For use with right handed single pedestal desks, credenzas, desk shells, credenza shells, "D" islands or "P" islands. Shipped assembled in 1 carton.

DERR7222DCG	22 x 72 x 29	100	240	27	\$4222	\$5068
DERR6622DCG	22 x 66 x 29	100	231	24	\$3726	\$4473
DERR6022DCG	22 x 60 x 29	92.5	222	22	\$3393	\$4071
DERR5422DCG	22 x 54 x 29	92.5	200	20	\$3268	\$3922
DERR4822DCG	22 x 48 x 29	92.5	180	18	\$2905	\$3485
DERR4222DCG	22 x 42 x 29	92.5	173	16	\$2795	\$3353

Return has **box/box/file** pedestal on the **right**. Pedestal locks. For use with right handed single pedestal desks, credenzas, desk shells, credenza shells, "D" islands or "P" islands. Shipped assembled in 1 carton.

Required Specifications

Veneer Finish
Laminate Finish
Handle Style

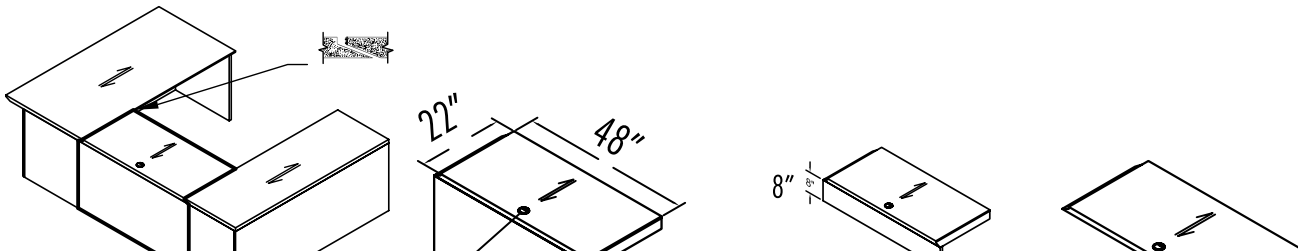
Optional Specifications

Grommet

BRIDGES - EXECUTIVE **MODEL#** **DIMENSIONS** **FREIGHT CLASS** **WT/LBS.** **CUBIC FT.** **VENEER/LAMINATE** **ALL VENEER**

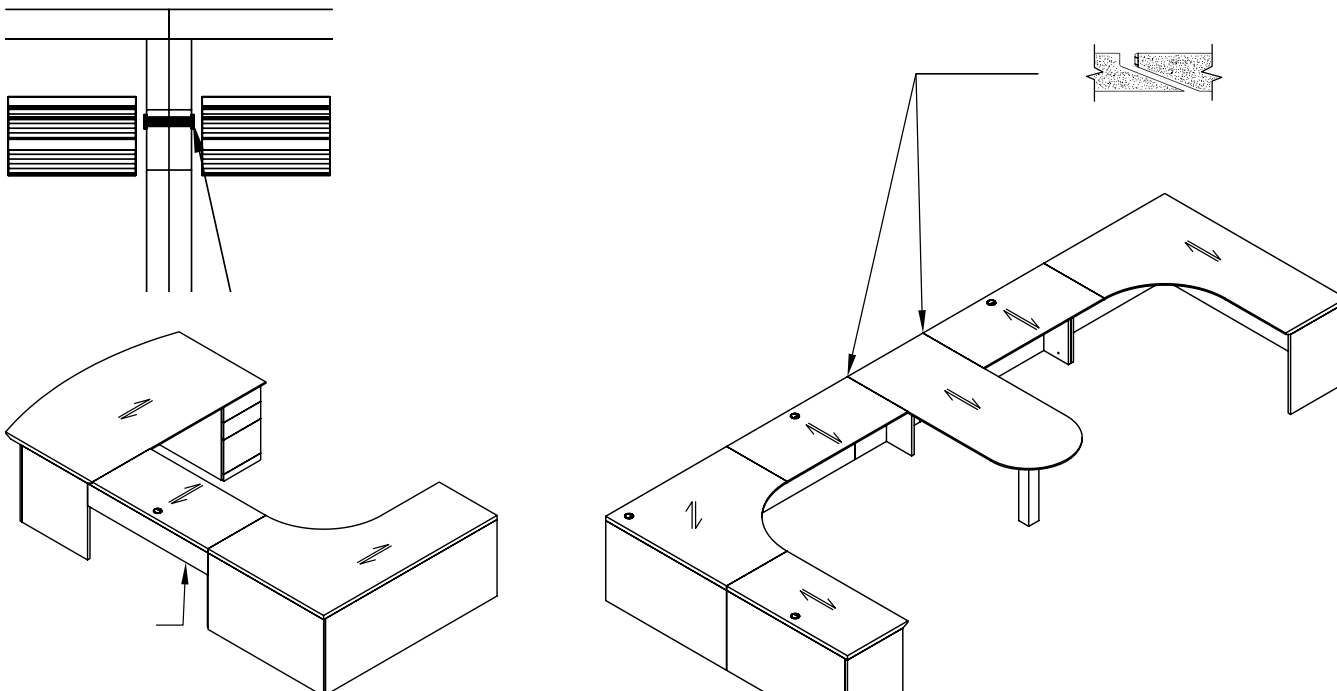
D x W x H

- An Executive Bridge is used to connect a Desk to a Credenza.
- Not to be used with Corner Components or Piano Desks,
- Three Modesty Panel options - Full Modesty, 8" Modesty and No Modesty (Flush Bridge Top).
- Modesty panel flush with end panels of Desk and Credenza.
- Includes GM1 grommet in the top center position.
- Both connecting sides of executive bridges feature a reverse profile edge

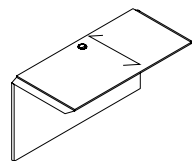


BRIDGES - LINKING

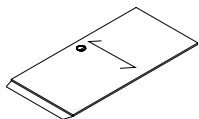
- A linking bridge is used to connect corner components to a single pedestal desk, HA desk, single pedestal credenza, desk shell or credenza shell.
- When connecting HA desk, must specify DHASP spacer.
- Two modesty panel options - full modesty and 8" modesty.
- Includes GM1 grommet in the top center position.
- Hand of linking bridge is determined by location of half end panel from user side.
- Linking bridges are handed **left and right** (handedness is determined by connecting side with the self edge). The opposite connecting side features a reverse profile edge.



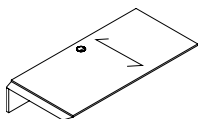
BRIDGES - FLUSH



Flush Bridge



Flush Bridge Top



Flush Bridge Top, 8" Modesty Panel

MODEL#	DIMENSIONS D x W x H	FREIGHT CLASS	WT./LBS.	CUBIC FT.	VENEER/LAMINATE	ALL VENEER
DBT6024CG	24 x 60 x 29	70	144	10	\$1779	\$2138
DBT5424CG	24 x 54 x 29	70	129	9	\$1608	\$1926
DBT4824CG	24 x 48 x 29	70	120	8	\$1425	\$1711
DBT4224CG	24 x 42 x 29	85	105	7	\$1249	\$1496
DBT6022CG	22 x 60 x 29	70	138	9	\$1458	\$1749
DBT5422CG	22 x 54 x 29	70	124	8	\$1444	\$1730
DBT4822CG	22 x 48 x 29	85	115	7	\$1281	\$1539
DBT4222CG	22 x 42 x 29	85	101	6	\$1124	\$1351
DBT6020CG	20 x 60 x 29	70	131	8	\$1458	\$1749
DBT5420CG	20 x 54 x 29	85	118	8	\$1316	\$1578
DBT4820CG	20 x 48 x 29	85	110	7	\$1169	\$1402
DBT4220CG	20 x 42 x 29	85	96	6	\$1004	\$1201

Top surface, back panel and hardware to create a "U" configuration with a single pedestal desk or credenza. **Cannot be used with corners.** Grommet in worksurface. Shipped assembled in 1 carton.

- If linking to bookcase or open storage, add **/S** to end of model number

DBT5424TCG	24 x 54 x --	70	129	9	N/A	\$1203
DBT4824TCG	24 x 48 x --	70	120	8	N/A	\$1070
DBT4224TCG	24 x 42 x --	70	105	7	N/A	\$937
DBT5422TCG	22 x 54 x --	70	124	8	N/A	\$966
DBT4822TCG	22 x 48 x --	70	115	7	N/A	\$860
DBT4222TCG	22 x 42 x --	70	101	6	N/A	\$753
DBT5420TCG	20 x 54 x --	70	118	8	N/A	\$883
DBT4820TCG	20 x 48 x --	70	110	7	N/A	\$783
DBT4220TCG	20 x 42 x --	70	96	6	N/A	\$674

Top surface only to create a "U" configuration with a single pedestal desk or credenza. **Cannot be used with corners.** Grommet in worksurface. Shipped assembled in 1 carton.

- If linking to bookcase or open storage, add **/S** to end of model number

DBT6024Q8CG	24 x 60 x --	70	144	10	\$1600	\$1921
DBT5424Q8CG	24 x 54 x --	70	129	9	\$1444	\$1730
DBT4824Q8CG	24 x 48 x --	70	120	8	\$1282	\$1540
DBT4224Q8CG	24 x 42 x --	70	105	7	\$1122	\$1350
DBT6022Q8CG	22 x 60 x --	70	138	9	\$1444	\$1730
DBT5422Q8CG	22 x 54 x --	70	124	8	\$1299	\$1559
DBT4822Q8CG	22 x 48 x --	70	115	7	\$1153	\$1381
DBT4222Q8CG	22 x 42 x --	70	101	6	\$1012	\$1216
DBT6020Q8CG	20 x 60 x --	70	131	8	\$1316	\$1578
DBT5420Q8CG	20 x 54 x --	70	118	8	\$1181	\$1418
DBT4820Q8CG	20 x 48 x --	70	110	7	\$1052	\$1263
DBT4220Q8CG	20 x 42 x --	70	96	6	\$901	\$1081

Top surface with 8" modesty panel for utility access. Create a "U" configuration with a single pedestal desk or credenza. **Cannot be used with corners.** Grommet in worksurface. Shipped assembled in 1 carton.

- If linking to bookcase or open storage, add **/S** to end of model number

Required Specifications

Veneer finish
Laminate finish

Optional Specifications

Additional grommet

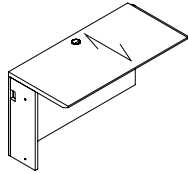
BRIDGES - LINKING

MODEL# DIMENSIONS FREIGHT CLASS WT/LBS. CUBIC FT. VENEER/LAMINATE ALL VENEER

D x W x H

DBT6024NLLCG	24 x 60 x 29	125	145	24	\$1766	\$2117
DBT5424NLLCG	24 x 54 x 29	150	131	22	\$1591	\$1908
DBT4824NLLCG	24 x 48 x 29	125	116	19	\$1414	\$1697
DBT4224NLLCG	24 x 42 x 29	125	102	17	\$1145	\$1374
DBT3624NLLCG	24 x 36 x 29	150	87	15	\$1042	\$1251
DBT3024NLLCG	24 x 30 x 29	125	73	12	\$1017	\$1219

DBT6022NLLCG	22 x 60 x 29	150	131	22	\$1681	\$2018
DBT5422NLLCG	22 x 54 x 29	150	118	20	\$1516	\$1821
DBT4822NLLCG	22 x 48 x 29	125	110	18	\$1346	\$1613
DBT4222NLLCG	22 x 42 x 29	150	95	16	\$1093	\$1310
DBT3622NLLCG	22 x 36 x 29	125	80	13	\$990	\$1189
DBT3022NLLCG	22 x 30 x 29	150	65	11	\$968	\$1163

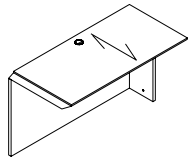


Linking Bridge - LEFT

Top surface, back panel and hardware. **Left side** connects to a 5-Sided Corner, Extended Corner or Connectable Table. Right side connects to a single pedestal desk or credenza, "D" island, Boat shaped island, "P" island and Delta island with a "T" base. Grommet in worksurface. Shipped assembled in 1 carton.

DBT6024NLRCG	24 x 60 x 29	125	145	24	\$1766	\$2117
DBT5424NLRCG	24 x 54 x 29	150	131	22	\$1591	\$1908
DBT4824NLRCG	24 x 48 x 29	125	116	19	\$1414	\$1697
DBT4224NLRCG	24 x 42 x 29	125	102	17	\$1145	\$1374
DBT3624NLRCG	24 x 36 x 29	150	87	15	\$1042	\$1251
DBT3024NLRCG	24 x 30 x 29	125	73	12	\$1017	\$1219

DBT6022NLRCG	22 x 60 x 29	150	131	22	\$1681	\$2018
DBT5422NLRCG	22 x 54 x 29	150	118	20	\$1516	\$1821
DBT4822NLRCG	22 x 48 x 29	125	110	18	\$1346	\$1613
DBT4222NLRCG	22 x 42 x 29	150	95	16	\$1093	\$1310
DBT3622NLRCG	22 x 36 x 29	125	80	13	\$990	\$1189
DBT3022NLRCG	22 x 30 x 29	150	65	11	\$968	\$1163

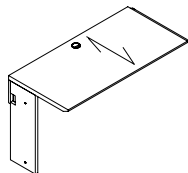


Linking Bridge - RIGHT

Top surface, back panel and hardware. **Right side** connects to a 5-Sided Corner, Extended Corner or Connectable Table. Left side connects to a single pedestal desk or credenza, "D" island, Boat shaped island, "P" island and Delta island with a "T" base. Grommet in worksurface. Shipped assembled in 1 carton.

DBT6024NLLQ8CG	24 x 60 x 29	125	145	24	\$1943	\$2331
DBT5424NLLQ8CG	24 x 54 x 29	150	131	22	\$1752	\$2104
DBT4824NLLQ8CG	24 x 48 x 29	125	116	19	\$1558	\$1870
DBT4224NLLQ8CG	24 x 42 x 29	125	102	17	\$1401	\$1678
DBT3624NLLQ8CG	24 x 36 x 29	150	87	15	\$1145	\$1374
DBT3024NLLQ8CG	24 x 30 x 29	125	73	12	\$1121	\$1346

DBT6022NLLQ8CG	22 x 60 x 29	150	131	22	\$1851	\$2221
DBT5422NLLQ8CG	22 x 54 x 29	150	118	20	\$1667	\$2002
DBT4822NLLQ8CG	22 x 48 x 29	125	110	18	\$1482	\$1776
DBT4222NLLQ8CG	22 x 42 x 29	150	95	16	\$1199	\$1436
DBT3622NLLQ8CG	22 x 36 x 29	125	80	13	\$1090	\$1309
DBT3022NLLQ8CG	22 x 30 x 29	150	65	11	\$1065	\$1277



Linking Bridge, 8" Modesty Panel - LEFT

Top surface with 8" modesty panel for utility access and hardware. **Left side** connects to a 5-Sided Corner, Extended Corner or Connectable Table. Right side connects to a single pedestal desk or credenza, "D" island, Boat shaped island, "P" island and Delta island with a "T" base. Grommet in worksurface. Shipped assembled in 1 carton.

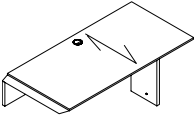
Required Specifications

Veneer finish
Laminate finish

Optional Specifications

Additional grommet

BRIDGES - LINKING

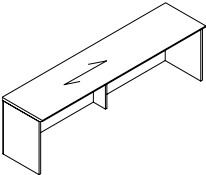


Linking Bridge, 8" Modesty Panel - RIGHT

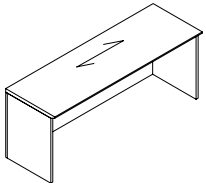
MODEL#	DIMENSIONS D x W x H	FREIGHT CLASS	WT/LBS.	CUBIC FT.	VENEER/LAMINATE	ALL VENEER
DBT6024NLRQ8CG	24 x 60 x 29	125	145	24	\$1943	\$2331
DBT5424NLRQ8CG	24 x 54 x 29	150	131	22	\$1752	\$2104
DBT4824NLRQ8CG	24 x 48 x 29	125	116	19	\$1558	\$1870
DBT4224NLRQ8CG	24 x 42 x 29	125	102	17	\$1401	\$1678
DBT3624NLRQ8CG	24 x 36 x 29	150	87	15	\$1145	\$1374
DBT3024NLRQ8CG	24 x 30 x 29	125	73	12	\$1121	\$1346
DBT6022NLRQ8CG	22 x 60 x 29	150	131	22	\$1851	\$2221
DBT5422NLRQ8CG	22 x 54 x 29	150	118	20	\$1667	\$2002
DBT4822NLRQ8CG	22 x 48 x 29	125	110	18	\$1482	\$1776
DBT4222NLRQ8CG	22 x 42 x 29	150	95	16	\$1199	\$1436
DBT3622NLRQ8CG	22 x 36 x 29	125	80	13	\$1090	\$1309
DBT3022NLRQ8CG	22 x 30 x 29	150	65	11	\$1065	\$1277

Top surface with 8" modesty panel for utility access and hardware. **Right side** connects to a 5-Sided Corner, Extended Corner or Connectable Table. Right side connects to a single pedestal desk or credenza, "D" island, Boat shaped island, "P" island and Delta island with a "T" base. Grommet in worksurface. Shipped assembled in 1 carton.

CREDENZAS



sizes 96" and larger



sizes less than 96"

Credenza Shell*

MODEL#	DIMENSIONS	FREIGHT CLASS	WT/LBS.	CUBIC FT.	VENEER/LAMINATE	ALL VENEER
DC12024	24 x 120 x 29	100	387	48	\$4440	\$5329
DC11424	24 x 114 x 29	125	367	46	\$4218	\$5064
DC10824	24 x 108 x 29	125	348	44	\$3999	\$4795
DC10224	24 x 102 x 29	100	329	41	\$3776	\$4530
DC9624	24 x 96 x 29	125	309	39	\$3552	\$4262
DC9024	24 x 90 x 29	100	290	36	\$3332	\$3999
DC8424	24 x 84 x 29	125	271	34	\$3110	\$3733
DC7824	24 x 78 x 29	100	251	31	\$2888	\$3464
DC7224	24 x 72 x 29	100	232	29	\$2665	\$3198
DC6624	24 x 66 x 29	125	213	27	\$2565	\$3080
DC6024	24 x 60 x 29	100	193	24	\$2332	\$2798
DC5424	24 x 54 x 29	125	174	22	\$2211	\$2656
DC4824	24 x 48 x 29	100	155	19	\$2089	\$2506
DC4224	24 x 42 x 29	125	135	17	\$1769	\$2123
DC12022	22 x 120 x 29	100	358	44	\$4071	\$4884
DC11422	22 x 114 x 29	100	340	42	\$3866	\$4639
DC10822	22 x 108 x 29	100	323	40	\$3662	\$4397
DC10222	22 x 102 x 29	100	305	38	\$3456	\$4152
DC9622	22 x 96 x 29	100	287	35	\$3260	\$3910
DC9022	22 x 90 x 29	100	269	33	\$3055	\$3666
DC8422	22 x 84 x 29	100	251	31	\$2853	\$3426
DC7822	22 x 78 x 29	100	233	29	\$2646	\$3177
DC7222	22 x 72 x 29	125	215	27	\$2446	\$2934
DC6622	22 x 66 x 29	100	197	24	\$2357	\$2829
DC6022	22 x 60 x 29	100	179	22	\$2140	\$2565
DC5422	22 x 54 x 29	100	161	20	\$2027	\$2433
DC4822	22 x 48 x 29	125	143	18	\$1920	\$2303
DC4222	22 x 42 x 29	125	125	16	\$1621	\$1948

Standard with **no pedestals**. Flush full modesty panel. 96"w and larger includes a center support leg. If using storage component shells underneath to support the worksurface, **no more than 72" may be left unsupported**. Shipped assembled in 1 carton.

Required Specifications

Veneer finish
Laminate finish

Optional Specifications

Additional grommet

Accessories

Modular Storage*

CREDENZAS

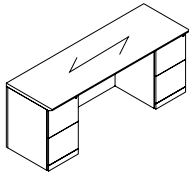
MODEL# DIMENSIONS FREIGHT CLASS WT/LBS. CUBIC FT. VENEER/LAMINATE ALL VENEER

D x W x H

DCK8424EE	24 x 84 x 29	92.5	348	34	\$6580	\$7895
DCK7824EE	24 x 78 x 29	92.5	319	31	\$6114	\$7336
DCK7224EE	24 x 72 x 29	100	280	29	\$5646	\$6774
DCK6624EE	24 x 66 x 29	100	261	27	\$5560	\$6673
DCK6024EE	24 x 60 x 29	100	238	24	\$5172	\$6205

DCK8422EE	22 x 84 x 29	92.5	320	34	\$6032	\$7238
DCK7822EE	22 x 78 x 29	92.5	298	31	\$5605	\$6724
DCK7222EE	22 x 72 x 29	92.5	280	29	\$5173	\$6206
DCK6622EE	22 x 66 x 29	92.5	257	27	\$5095	\$6116
DCK6022EE	22 x 60 x 29	92.5	233	24	\$4739	\$5687

Standard with full to floor **file/file** pedestals on **left and right. Center is open** Pedestals lock. Shipped assembled in 1 carton.

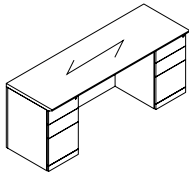


Kneespace Credenza

DCK8424DD	24 x 84 x 29	92.5	348	34	\$6580	\$7895
DCK7824DD	24 x 78 x 29	92.5	319	31	\$6114	\$7336
DCK7224DD	24 x 72 x 29	100	280	29	\$5646	\$6774
DCK6624DD	24 x 66 x 29	100	261	27	\$5560	\$6673
DCK6024DD	24 x 60 x 29	100	238	24	\$5172	\$6205

DCK8422DD	22 x 84 x 29	92.5	320	34	\$6032	\$7238
DCK7822DD	22 x 78 x 29	92.5	298	31	\$5605	\$6724
DCK7222DD	22 x 72 x 29	92.5	280	29	\$5173	\$6206
DCK6622DD	22 x 66 x 29	92.5	257	27	\$5095	\$6116
DCK6022DD	22 x 60 x 29	92.5	233	24	\$4739	\$5687

Standard with full to floor **box/box/file** pedestals on **left and right. Center is open** Pedestals lock. One pencil tray. Shipped assembled in 1 carton.

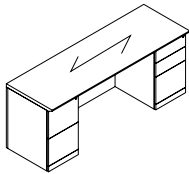


Kneespace Credenza

DCK8424ED	24 x 84 x 29	92.5	348	34	\$6580	\$7895
DCK7824ED	24 x 78 x 29	92.5	319	31	\$6114	\$7336
DCK7224ED	24 x 72 x 29	100	280	29	\$5646	\$6774
DCK6624ED	24 x 66 x 29	100	261	27	\$5560	\$6673
DCK6024ED	24 x 60 x 29	100	238	24	\$5172	\$6205

DCK8422ED	22 x 84 x 29	92.5	320	34	\$6032	\$7238
DCK7822ED	22 x 78 x 29	92.5	298	31	\$5605	\$6724
DCK7222ED	22 x 72 x 29	92.5	280	29	\$5173	\$6206
DCK6622ED	22 x 66 x 29	92.5	257	27	\$5095	\$6116
DCK6022ED	22 x 60 x 29	92.5	233	24	\$4739	\$5687

Standard with full to floor **file/file** pedestal on **left and box/box/file** pedestal on **right. Center is open** Pedestals lock. One pencil tray. Shipped assembled in 1 carton.

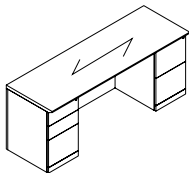


Kneespace Credenza

DCK8424DE	24 x 84 x 29	92.5	348	34	\$6580	\$7895
DCK7824DE	24 x 78 x 29	92.5	319	31	\$6114	\$7336
DCK7224DE	24 x 72 x 29	100	280	29	\$5646	\$6774
DCK6624DE	24 x 66 x 29	100	261	27	\$5560	\$6673
DCK6024DE	24 x 60 x 29	100	238	24	\$5172	\$6205

DCK8422DE	22 x 84 x 29	92.5	320	34	\$6032	\$7238
DCK7822DE	22 x 78 x 29	92.5	298	31	\$5605	\$6724
DCK7222DE	22 x 72 x 29	92.5	280	29	\$5173	\$6206
DCK6622DE	22 x 66 x 29	92.5	257	27	\$5095	\$6116
DCK6022DE	22 x 60 x 29	92.5	233	24	\$4739	\$5687

Standard with full to floor **box/box/file** pedestal on **left and file/file** pedestal on **right. Center is open** Pedestals lock. One pencil tray. Shipped assembled in 1 carton.



Kneespace Credenza

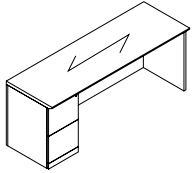
Required Specifications

- Veneer Finish
- Laminate Finish
- Handle style

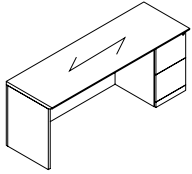
Optional Specifications

- Grommet

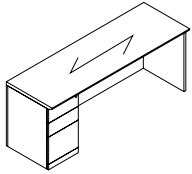
CREDENZAS



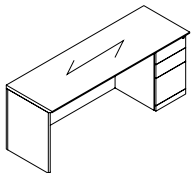
Single Pedestal Credenza - LEFT



Single Pedestal Credenza - RIGHT



Single Pedestal Credenza - LEFT



Single Pedestal Credenza - RIGHT

MODEL#	DIMENSIONS D x W x H	FREIGHT CLASS	WT/LBS.	CUBIC FT.	VENEER/LAMINATE	ALL VENEER
DCL8424E	24 x 84 x 29	100	315	34	\$4977	\$5973
DCL7824E	24 x 78 x 29	100	292	31	\$4623	\$5544
DCL7224E	24 x 72 x 29	100	270	29	\$4268	\$5120
DCL6624E	24 x 66 x 29	100	247	27	\$4108	\$4930
DCL6024E	24 x 60 x 29	100	225	24	\$3735	\$4481
DCL8422E	22 x 84 x 29	100	286	34	\$4563	\$5475
DCL7822E	22 x 78 x 29	100	265	31	\$4239	\$5088
DCL7222E	22 x 72 x 29	100	250	29	\$3915	\$4694
DCL6622E	22 x 66 x 29	100	229	27	\$3767	\$4521
DCL6022E	22 x 60 x 29	100	208	24	\$3426	\$4108

Standard with full to floor **file/file** pedestal on **left**. Pedestal locks. Shipped assembled in 1 carton.

DCR8424E	24 x 84 x 29	100	315	34	\$4977	\$5973
DCR7824E	24 x 78 x 29	100	292	31	\$4623	\$5544
DCR7224E	24 x 72 x 29	100	270	29	\$4268	\$5120
DCR6624E	24 x 66 x 29	100	247	27	\$4108	\$4930
DCR6024E	24 x 60 x 29	100	225	24	\$3735	\$4481
DCR8422E	22 x 84 x 29	100	286	34	\$4563	\$5475
DCR7822E	22 x 78 x 29	100	265	31	\$4239	\$5088
DCR7222E	22 x 72 x 29	100	250	29	\$3915	\$4694
DCR6622E	22 x 66 x 29	100	229	27	\$3767	\$4521
DCR6022E	22 x 60 x 29	100	208	24	\$3426	\$4108

Standard with full to floor **file/file** pedestal on **right**. Pedestal locks. Shipped assembled in 1 carton.

DCL8424D	24 x 84 x 29	100	315	34	\$4977	\$5973
DCL7824D	24 x 78 x 29	100	292	31	\$4623	\$5544
DCL7224D	24 x 72 x 29	100	270	29	\$4268	\$5120
DCL6624D	24 x 66 x 29	100	247	27	\$4108	\$4930
DCL6024D	24 x 60 x 29	100	225	24	\$3735	\$4481
DCL8422D	22 x 84 x 29	100	286	34	\$4563	\$5475
DCL7822D	22 x 78 x 29	100	265	31	\$4239	\$5088
DCL7222D	22 x 72 x 29	100	250	29	\$3915	\$4694
DCL6622D	22 x 66 x 29	100	229	27	\$3767	\$4521
DCL6022D	22 x 60 x 29	100	208	24	\$3426	\$4108

Standard with full to floor **box/box/file** pedestal on **left**. Pedestal locks. Shipped assembled in 1 carton.

DCR8424D	24 x 84 x 29	100	315	34	\$4977	\$5973
DCR7824D	24 x 78 x 29	100	292	31	\$4623	\$5544
DCR7224D	24 x 72 x 29	100	270	29	\$4268	\$5120
DCR6624D	24 x 66 x 29	100	247	27	\$4108	\$4930
DCR6024D	24 x 60 x 29	100	225	24	\$3735	\$4481
DCR8422D	22 x 84 x 29	100	286	34	\$4563	\$5475
DCR7822D	22 x 78 x 29	100	265	31	\$4239	\$5088
DCR7222D	22 x 72 x 29	100	250	29	\$3915	\$4694
DCR6622D	22 x 66 x 29	100	229	27	\$3767	\$4521
DCR6022D	22 x 60 x 29	100	208	24	\$3426	\$4108

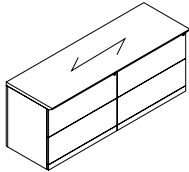
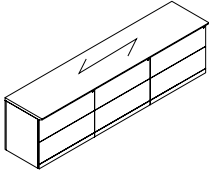
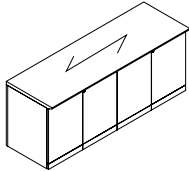
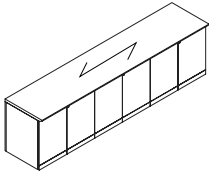
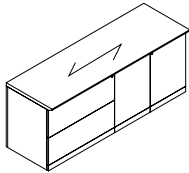
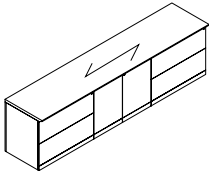
Standard with full to floor **box/box/file** pedestal on **right**. Pedestal locks. Shipped assembled in 1 carton.

Required Specifications

Veneer Finish
Laminate Finish
Handle style

Optional Specifications

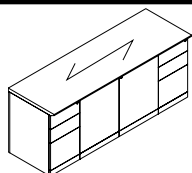
Grommet

CRENZAS	MODEL#	DIMENSIONS	FREIGHT CLASS	WT/LBS.	CUBIC FT.	VENEER/LAMINATE	ALL VENEER
 <p>Lateral File Credenza</p>		D x W x H					
	DC7224FF	24 x 72 x 29	92.5	328	29	\$6864	\$8241
	DC7222FF	22 x 72 x 29	92.5	300	27	\$6297	\$7553
	DC6024NN	24 x 60 x 29	92.5	273	24	\$6296	\$7552
	DC6022NN	22 x 60 x 29	100	218	22	\$5775	\$6932
<p>Two 2-drawer lateral files side-by-side. Locking drawers. Anti-lock tilt suspension. Not for stacking materials on lateral file drawer bottom. Shipped assembled in 1 carton.</p> <ul style="list-style-type: none"> • "FF" models use two 36" wide lateral files, "NN" models use 30" wide. 							
 <p>Lateral File Credenza</p>	DC10824FFF	24 x 108 x 29	92.5	457	44	\$12077	\$14491
	DC10822FFF	22 x 108 x 29	92.5	435	40	\$11069	\$13283
	DC9024NNN	24 x 90 x 29	92.5	381	36	\$10067	\$12079
	DC9022NNN	22 x 90 x 29	92.5	372	33	\$9230	\$11076
<p>Three 2-drawer lateral files side-by-side. Locking drawers. Anti-lock tilt suspension. Not for stacking materials on lateral file drawer bottom. Shipped assembled in 1 carton.</p> <ul style="list-style-type: none"> • "FFF" models use two 36" wide lateral files, "NNN" models use 30" wide. 							
 <p>Storage Cabinet Credenza</p>	DC7224GG	24 x 72 x 29	92.5	300	29	\$5097	\$6118
	DC7222GG	22 x 72 x 29	92.5	277	27	\$4673	\$5607
	DC6024MM	24 x 60 x 29	92.5	254	24	\$4673	\$5607
	DC6022MM	22 x 60 x 29	92.5	232	22	\$4285	\$5142
<p>Two 2-door storage cabinets side-by-side. Locking doors. Self-closing hinged doors cover one adjustable shelf. Shipped assembled in 1 carton.</p> <ul style="list-style-type: none"> • "GG" models use two 36" wide storage cabinets, "MM" models use 30" wide. 							
 <p>Storage Cabinet Credenza</p>	DC10824GGG	24 x 108 x 29	100	392	44	\$9629	\$11555
	DC10822GGG	22 x 108 x 29	100	348	40	\$8826	\$10591
	DC9024MMM	24 x 90 x 29	100	326	36	\$8025	\$9630
	DC9022MMM	22 x 90 x 29	100	302	33	\$7360	\$8830
<p>Three 2-door storage cabinets side-by-side. Locking doors. Self-closing hinged doors cover one adjustable shelf. Shipped assembled in 1 carton.</p> <ul style="list-style-type: none"> • "GGG" models use two 36" wide storage cabinets, "MMM" models use 30" wide. 							
 <p>Lateral File/Storage Cabinet Credenza</p>	DCF7224	24 x 72 x 29	92.5	305	29	\$5372	\$6447
	DCF7222	22 x 72 x 29	92.5	285	27	\$4925	\$5911
	DCF6024	24 x 60 x 29	92.5	254	24	\$4478	\$5372
	DCF6022	22 x 60 x 29	92.5	233	22	\$4104	\$4923
<p>One 2-drawer lateral file and one storage cabinet. Locking door/drawers. Storage cabinet includes one adjustable shelf. Anti-lock tilt suspension. Not for stacking materials on lateral file drawer bottom. Shipped assembled in 1 carton.</p>							
 <p>Lateral File/Storage Cabinet Credenza</p>	DC10824FGF	24 x 108 x 29	92.5	392	44	\$11264	\$13517
	DC10822FGF	22 x 108 x 29	92.5	348	40	\$10321	\$12388
	DC9024NMN	24 x 90 x 29	92.5	326	36	\$9386	\$11264
	DC9022NMN	22 x 90 x 29	92.5	302	33	\$8606	\$10327
<p>One 2-drawer lateral file and one storage cabinet. Locking door/drawers. Storage cabinet includes one adjustable shelf. Anti-lock tilt suspension. Not for stacking materials on lateral file drawer bottom. Shipped assembled in 1 carton.</p> <ul style="list-style-type: none"> • "FGF" models use two 36" wide lateral files and one 36" wide storage cabinet, "NMN" models use 30" wide. 							

Required Specifications

- Veneer Finish
- Laminate Finish
- Handle style

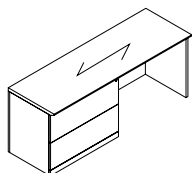
CREDENZAS



Vertical File/Storage Cabinet Credenza

MODEL#	DIMENSIONS D x W x H	FREIGHT CLASS	WT./LBS.	CUBIC FT.	VENEER/LAMINATE	ALL VENEER
DCD7224D	24 x 72 x 29	92.5	319	29	\$6297	\$7553
DCD7222D	22 x 72 x 29	92.5	298	24	\$5775	\$6932
DCD6024D	24 x 60 x 29	92.5	266	24	\$5775	\$6932
DCD6022D	22 x 60 x 29	92.5	246	20	\$5292	\$6353

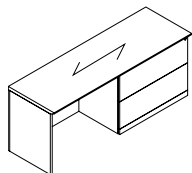
Two box/box/file vertical files and one storage cabinet. Locking door/drawers. Storage cabinet includes one adjustable shelf. One pencil tray. Shipped assembled in 1 carton.



Kneespace Lateral File Credenza - LEFT*

DCL8424F	24 x 84 x 29	100	305	34	\$5782	\$6939
DCL7824F	24 x 78 x 29	100	285	31	\$5370	\$6446
DCL7224F	24 x 72 x 29	100	261	29	\$4956	\$5947
DCL6624F	24 x 66 x 29	100	239	27	\$4772	\$5725
DCL6024F	24 x 60 x 29	100	218	24	\$4335	\$5202
DCL8422F	22 x 84 x 29	100	266	31	\$5306	\$6365
DCL7822F	22 x 78 x 29	100	245	29	\$4923	\$5909
DCL7222F	22 x 72 x 29	100	230	27	\$4548	\$5458
DCL6622F	22 x 66 x 29	100	209	24	\$4377	\$5253
DCL6022F	22 x 60 x 29	100	188	22	\$3975	\$4769

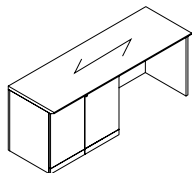
One 2-drawer lateral file on the **left**. Locking drawers. Anti-lock tilt suspension. **Not for stacking materials on lateral file drawer bottom.** Shipped assembled in 1 carton.



Kneespace Lateral File Credenza - RIGHT*

DCR8424F	24 x 84 x 29	100	305	34	\$5782	\$6939
DCR7824F	24 x 78 x 29	100	285	31	\$5370	\$6446
DCR7224F	24 x 72 x 29	100	261	29	\$4956	\$5947
DCR6624F	24 x 66 x 29	100	239	27	\$4772	\$5725
DCR6024F	24 x 60 x 29	100	218	24	\$4335	\$5202
DCR8422F	22 x 84 x 29	100	266	31	\$5306	\$6365
DCR7822F	22 x 78 x 29	100	245	29	\$4923	\$5909
DCR7222F	22 x 72 x 29	100	230	27	\$4548	\$5458
DCR6622F	22 x 66 x 29	100	209	24	\$4377	\$5253
DCR6022F	22 x 60 x 29	100	188	22	\$3975	\$4769

One 2-drawer lateral file on the **right**. Locking drawers. Anti-lock tilt suspension. **Not for stacking materials on lateral file drawer bottom.** Shipped assembled in 1 carton.



Kneespace Storage Cabinet * Credenza - LEFT

DCL8424G	24 x 84 x 29	100	338	34	\$5189	\$6229
DCL7824G	24 x 78 x 29	92.5	314	31	\$4822	\$5787
DCL7224G	24 x 72 x 29	92.5	290	29	\$4450	\$5340
DCL6624G	24 x 66 x 29	100	266	27	\$4284	\$5140
DCL6024G	24 x 60 x 29	92.5	242	24	\$3897	\$4677
DCL8422G	22 x 84 x 29	100	266	31	\$4765	\$5720
DCL7822G	22 x 78 x 29	100	245	29	\$4423	\$5310
DCL7222G	22 x 72 x 29	100	230	27	\$4082	\$4896
DCL6622G	22 x 66 x 29	92.5	209	24	\$3927	\$4712
DCL6022G	22 x 60 x 29	92.5	188	22	\$3576	\$4288

One storage cabinet on **left**. Locking doors. Storage cabinet has one adjustable shelf. Shipped assembled in 1 carton.

Required Specifications

- Veneer Finish
- Laminate Finish
- Handle style

Optional Specifications

- Grommet*

CREDENZAS

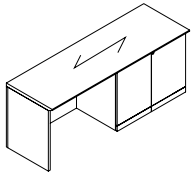
MODEL# DIMENSIONS FREIGHT CLASS WT/LBS. CUBIC FT. VENEER/LAMINATE ALL VENEER

D x W x H

DCR8424G	24 x 84 x 29	100	338	34	\$5189	\$6229
DCR7824G	24 x 78 x 29	92.5	314	31	\$4822	\$5787
DCR7224G	24 x 72 x 29	92.5	290	29	\$4450	\$5340
DCR6624G	24 x 66 x 29	100	266	27	\$4284	\$5140
DCR6024G	24 x 60 x 29	92.5	242	24	\$3897	\$4677

DCR8422G	22 x 84 x 29	100	266	31	\$4765	\$5720
DCR7822G	22 x 78 x 29	100	245	29	\$4423	\$5310
DCR7222G	22 x 72 x 29	100	230	27	\$4082	\$4896
DCR6622G	22 x 66 x 29	92.5	209	24	\$3927	\$4712
DCR6022G	22 x 60 x 29	92.5	188	22	\$3576	\$4288

One storage cabinet on **right**. Locking doors. Storage cabinet has one adjustable shelf. Shipped assembled in 1 carton.

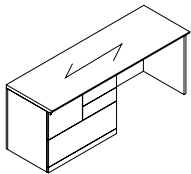


Kneespace Storage Cabinet Credenza - RIGHT

DCL8424Z	24 x 84 x 29	100	338	34	\$6315	\$7579
DCL7824Z	24 x 78 x 29	92.5	314	31	\$5864	\$7036
DCL7224Z	24 x 72 x 29	92.5	290	29	\$5415	\$6496
DCL6624Z	24 x 66 x 29	100	266	27	\$5212	\$6254
DCL6024Z	24 x 60 x 29	92.5	242	24	\$4737	\$5682

DCL8422Z	22 x 84 x 29	92.5	309	31	\$5788	\$6947
DCL7822Z	22 x 78 x 29	100	287	29	\$5376	\$6451
DCL7222Z	22 x 72 x 29	92.5	270	27	\$4964	\$5956
DCL6622Z	22 x 66 x 29	92.5	248	24	\$4778	\$5732
DCL6022Z	22 x 60 x 29	92.5	225	22	\$4343	\$5212

Standard with two box drawers, one file drawer, and one 36"W lateral file drawer on the **left**. File drawer and lateral file drawer lock. Front-to-back and side-to-side filing. **Not for stacking materials on lateral file drawer bottom.** Shipped assembled in 1 carton.

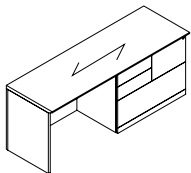


Mixed Storage Credenza - LEFT

DCR8424Z	24 x 84 x 29	100	338	34	\$6315	\$7579
DCR7824Z	24 x 78 x 29	92.5	314	31	\$5864	\$7036
DCR7224Z	24 x 72 x 29	92.5	290	29	\$5415	\$6496
DCR6624Z	24 x 66 x 29	100	266	27	\$5212	\$6254
DCR6024Z	24 x 60 x 29	92.5	242	24	\$4737	\$5682

DCR8422Z	22 x 84 x 29	92.5	309	31	\$5788	\$6947
DCR7822Z	22 x 78 x 29	100	287	29	\$5377	\$6452
DCR7222Z	22 x 72 x 29	92.5	270	27	\$4964	\$5956
DCR6622Z	22 x 66 x 29	92.5	248	24	\$4778	\$5732
DCR6022Z	22 x 60 x 29	92.5	225	22	\$4343	\$5212

Standard with two box drawers, one file drawer, and one 36"W lateral file drawer on the **right**. File drawer and lateral file drawer lock. Front-to-back and side-to-side filing. **Not for stacking materials on lateral file drawer bottom.** Shipped assembled in 1 carton.



Mixed Storage Credenza - RIGHT

Required Specifications

Veneer Finish
Laminate Finish
Handle style

Optional Specifications

Grommet

D DUFFERIN

CORNERS

MODEL#

DIMENSIONS

FREIGHT CLASS

WT./LBS.

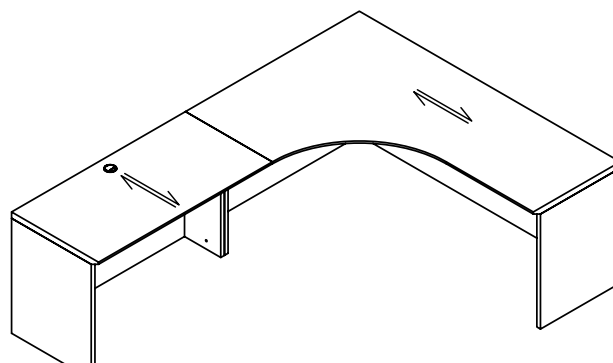
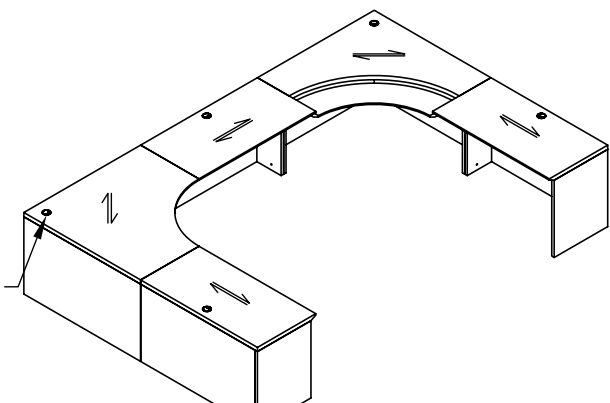
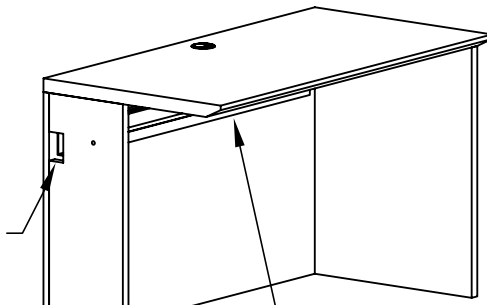
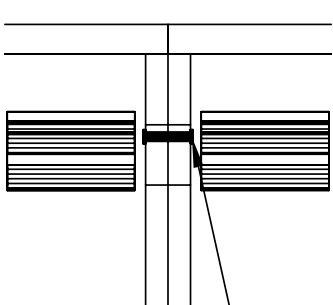
CUBIC FT.

VENEER/LAMINATE

ALL VENEER

D x W x H

- A Corner Desk is used to connect to a Linking Bridge and Linking Credenza, or Connectable Table
- Cable management tray is included.
- Full Modesty Panel option.
- 5-Sided Corners include a GM1 grommet in the top center position. Grommets are available as an option on Extended Corners.
- Hand of Linking Credenza is determined by location of full end panel from user side.
- Hand of Extended Corner is determined by location of long narrow end from user side.
- Connecting sides feature a self edge.



5-SIDED CORNERS

MODEL#

DIMENSIONS

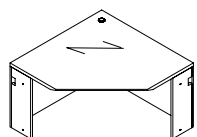
FREIGHT CLASS

WT./LBS.

CUBIC FT.

VENEER/LAMINATE

ALL VENEER

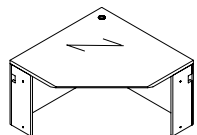


5-Sided Corner

DE484824	48 x 48 x 29	150	201	39	\$3017	\$3619
DE424224	42 x 42 x 29	150	155	30	\$2314	\$2774
DE363624	36 x 36 x 29	125	135	22	\$2199	\$2639

Connects to **24"D** connectables, returns, extended corners, storage/lateral file credenzas, credenzas and bridges. Includes grommet and installed horizontal wire management. Narrow end panels on left and right. Shipped assembled in 1 carton.

- *Not freestanding*



5-Sided Corner

DE484822	48 x 48 x 29	150	196	39	\$3017	\$3619
DE424222	42 x 42 x 29	150	150	30	\$2314	\$2774
DE363622	36 x 36 x 29	150	130	22	\$2199	\$2639

Connects to **22"D** connectables, returns, extended corners, storage/lateral file credenzas, credenzas and bridges. Includes grommet and installed horizontal wire management. Narrow end panels on left and right. Shipped assembled in 1 carton.

- *Not freestanding*

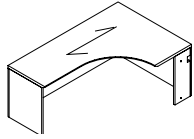
Required Specifications

Veneer Finish
Laminate Finish

Optional Specifications

Additional grommet

LEFT EXTENDED CORNERS

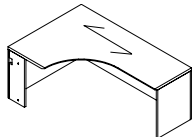


Left Extended Corner

MODEL#	DIMENSIONS	FREIGHT CLASS	WT./LBS.	CUBIC FT.	veneer/LAMINATE	ALL VENEER
D x W x H						
DEKL964824	24-48 x 96 x 29	150	387	77	\$5021	\$6022
DEKL904824	24-48 x 90 x 29	150	363	73	\$4669	\$5602
DEKL844824	24-48 x 84 x 29	150	338	68	\$4663	\$5597
DEKL784824	24-48 x 78 x 29	150	314	63	\$4589	\$5505
DEKL724824	24-48 x 72 x 29	150	290	58	\$4302	\$5163
DEKL664824	24-48 x 66 x 29	150	266	52	\$4069	\$4881
DEKL604824	24-48 x 60 x 29	150	242	48	\$3770	\$4522

Extended worksurface on **left. Full end panel on left, narrow end panel on right.** Connects to Linking Bridges, Extended Corners and Connectable Tables. Shipped assembled in 1 carton.

RIGHT EXTENDED CORNERS

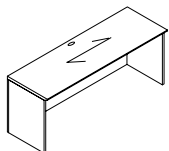


Right Extended Corner

MODEL#	DIMENSIONS	FREIGHT CLASS	WT./LBS.	CUBIC FT.	veneer/LAMINATE	ALL VENEER
DEKR489624	24-48 x 96 x 29	150	387	77	\$5021	\$6022
DEKR489024	24-48 x 90 x 29	150	363	73	\$4669	\$5602
DEKR488424	24-48 x 84 x 29	150	338	68	\$4663	\$5597
DEKR487824	24-48 x 78 x 29	150	314	63	\$4589	\$5505
DEKR487224	24-48 x 72 x 29	150	290	58	\$4302	\$5163
DEKR486624	24-48 x 66 x 29	150	266	52	\$4069	\$4881
DEKR486024	24-48 x 60 x 29	150	242	48	\$3770	\$4522

Extended worksurface on **right. Full end panel on right, narrow end panel on left.** Connects to Linking Bridges, Extended Corners and Connectable Tables. Shipped assembled in 1 carton.

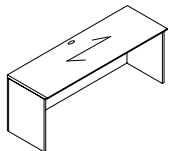
FREESTANDING TABLES



24" Deep Freestanding Table

MODEL#	DIMENSIONS	FREIGHT CLASS	WT./LBS.	CUBIC FT.	veneer/LAMINATE	ALL VENEER
DVT9624	24 x 96 x 29	150	213	39	\$2993	\$3591
DVT9024	24 x 90 x 29	150	199	36	\$2805	\$3366
DVT8424	24 x 84 x 29	150	186	34	\$2619	\$3143
DVT7824	24 x 78 x 29	150	173	31	\$2433	\$2920
DVT7224	24 x 72 x 29	150	160	29	\$2246	\$2693
DVT6624	24 x 66 x 29	150	146	27	\$2111	\$2534
DVT6024	24 x 60 x 29	150	133	24	\$1977	\$2372
DVT5424	24 x 54 x 29	150	128	22	\$1870	\$2242
DVT4824	24 x 48 x 29	125	120	19	\$1757	\$2109
DVT4224	24 x 42 x 29	125	104	17	\$1488	\$1788
DVT3624	24 x 36 x 29	150	88	15	\$1441	\$1729
DVT3024	24 x 30 x 29	125	82	12	\$1414	\$1697
DVT2424	24 x 24 x 29	125	65	10	\$1188	\$1425

Two full end panels. **Cannot be connected on left or right side.** Shipped assembled in 1 carton.



22" Deep Freestanding Table

DVT9622	22 x 96 x 29	150	193	35	\$2852	\$3423
DVT9022	22 x 90 x 29	150	181	33	\$2670	\$3207
DVT8422	22 x 84 x 29	150	169	31	\$2498	\$2996
DVT7822	22 x 78 x 29	150	157	29	\$2316	\$2779
DVT7222	22 x 72 x 29	150	145	27	\$2140	\$2565
DVT6622	22 x 66 x 29	150	138	24	\$2010	\$2411
DVT6022	22 x 60 x 29	150	130	22	\$1883	\$2261
DVT5422	22 x 54 x 29	125	123	20	\$1777	\$2137
DVT4822	22 x 48 x 29	125	115	18	\$1676	\$2013
DVT4222	22 x 42 x 29	125	100	16	\$1418	\$1702
DVT3622	22 x 36 x 29	125	85	13	\$1374	\$1647
DVT3022	22 x 30 x 29	125	80	11	\$1346	\$1613
DVT2422	22 x 24 x 29	125	64	9	\$1130	\$1357

Two full end panels. **Cannot be connected on left or right side.** Shipped assembled in 1 carton.

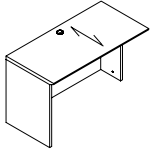
Required Specifications

Veneer Finish
Laminate Finish

Optional Specifications

Grommet

CONNECTABLE TABLES

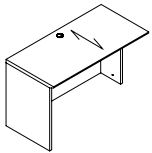


24" Deep Connectable Table - LEFT

MODEL#	DIMENSIONS D x W x H	FREIGHT CLASS	WT./LBS.	CUBIC FT.	VENEER/LAMINATE	ALL VENEER
DVL9624CG	24 x 96 x 29	150	200	39	\$3312	\$3974
DVL9024CG	24 x 90 x 29	150	187	36	\$3101	\$3721
DVL8424CG	24 x 84 x 29	150	174	34	\$2896	\$3476
DVL7824CG	24 x 78 x 29	150	162	31	\$2686	\$3221
DVL7224CG	24 x 72 x 29	150	149	29	\$2482	\$2978
DVL6624CG	24 x 66 x 29	150	141	27	\$2328	\$2794
DVL6024CG	24 x 60 x 29	150	132	24	\$2176	\$2613
DVL5424CG	24 x 54 x 29	150	121	22	\$2054	\$2460
DVL4824CG	24 x 48 x 29	125	115	19	\$1928	\$2315
DVL4224CG	24 x 42 x 29	150	99	17	\$1629	\$1955
DVL3624CG	24 x 36 x 29	150	83	15	\$1569	\$1886
DVL3024CG	24 x 30 x 29	125	77	12	\$1542	\$1850
DVL2424CG	24 x 24 x 29	125	61	10	\$1296	\$1553

Full end panel on left. Right narrow end panel connects to **24"D** center/right connectable table; **24"D** extended corners, **24"D** 5-sided corners; Grommet in worksurface. Shipped assembled in 1 carton.

- To remove cross grain veneer pattern on top, **delete suffix "CG"** from the model number. Available as a special - no upcharge.

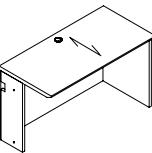


22" Deep Connectable Table - LEFT

DVL9622CG	22 x 96 x 29	150	187	39	\$3151	\$3780
DVL9022CG	22 x 90 x 29	150	175	36	\$2957	\$3549
DVL8422CG	22 x 84 x 29	150	163	34	\$2760	\$3312
DVL7822CG	22 x 78 x 29	150	152	31	\$2560	\$3070
DVL7222CG	22 x 72 x 29	150	140	29	\$2364	\$2836
DVL6622CG	22 x 66 x 29	150	133	27	\$2221	\$2664
DVL6022CG	22 x 60 x 29	150	125	24	\$2074	\$2490
DVL5422CG	22 x 54 x 29	150	113	22	\$1960	\$2351
DVL4822CG	22 x 48 x 29	125	110	19	\$1842	\$2209
DVL4222CG	22 x 42 x 29	150	95	17	\$1555	\$1863
DVL3622CG	22 x 36 x 29	125	80	15	\$1495	\$1795
DVL3022CG	22 x 30 x 29	125	75	12	\$1469	\$1766
DVL2422CG	22 x 24 x 29	125	60	10	\$1236	\$1483

Full end panel on left. Right narrow end panel connects to **22"D** center/right connectable table; **22"D** 5-sided corners; Grommet in worksurface. Shipped assembled in 1 carton.

- To remove cross grain veneer pattern on top, **delete suffix "CG"** from the model number. Available as a special - no upcharge.



24" Deep Connectable Table - RIGHT

DVR9624CG	24 x 96 x 29	150	200	39	\$3312	\$3974
DVR9024CG	24 x 90 x 29	150	187	36	\$3101	\$3721
DVR8424CG	24 x 84 x 29	150	174	34	\$2896	\$3476
DVR7824CG	24 x 78 x 29	150	162	31	\$2686	\$3221
DVR7224CG	24 x 72 x 29	150	149	29	\$2482	\$2978
DVR6624CG	24 x 66 x 29	150	141	27	\$2328	\$2794
DVR6024CG	24 x 60 x 29	150	132	24	\$2173	\$2609
DVR5424CG	24 x 54 x 29	150	121	22	\$2054	\$2460
DVR4824CG	24 x 48 x 29	125	115	19	\$1930	\$2316
DVR4224CG	24 x 42 x 29	150	99	17	\$1629	\$1955
DVR3624CG	24 x 36 x 29	150	83	15	\$1569	\$1886
DVR3024CG	24 x 30 x 29	125	77	12	\$1542	\$1850
DVR2424CG	24 x 24 x 29	125	61	10	\$1296	\$1553

Full end panel on right. Left narrow end panel connects to **24"D** center/left connectable table; **24"D** extended corners, **24"D** 5-sided corners; Grommet in worksurface. Shipped assembled in 1 carton.

- To remove cross grain veneer pattern on top, **delete suffix "CG"** from the model number. Available as a special - no upcharge.

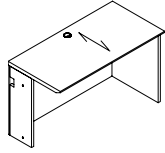
Required Specifications

Veneer Finish
Laminate Finish

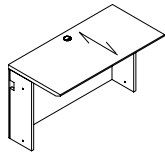
Optional Specifications

Additional grommet

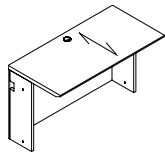
CONNECTABLE TABLES



22" Deep Connectable Table - RIGHT



24" Deep Connectable Table



22" Deep Connectable Table

MODEL#	DIMENSIONS D x W x H	FREIGHT CLASS	WT/LBS.	CUBIC FT.	VENEER/LAMINATE	ALL VENEER
DVR9622CG	22 x 96 x 29	150	187	39	\$3151	\$3780
DVR9022CG	22 x 90 x 29	150	175	36	\$2957	\$3549
DVR8422CG	22 x 84 x 29	150	163	34	\$2760	\$3312
DVR7822CG	22 x 78 x 29	150	152	31	\$2560	\$3070
DVR7222CG	22 x 72 x 29	150	140	29	\$2364	\$2836
DVR6622CG	22 x 66 x 29	150	133	27	\$2221	\$2664
DVR6022CG	22 x 60 x 29	150	125	24	\$2074	\$2490
DVR5422CG	22 x 54 x 29	150	113	22	\$1960	\$2351
DVR4822CG	22 x 48 x 29	125	110	19	\$1842	\$2209
DVR4222CG	22 x 42 x 29	150	95	17	\$1555	\$1863
DVR3622CG	22 x 36 x 29	125	80	15	\$1495	\$1795
DVR3022CG	22 x 30 x 29	125	75	12	\$1469	\$1766
DVR2422CG	22 x 24 x 29	125	60	10	\$1236	\$1483

Full end panel on right. Left narrow end panel connects to 22"D center/left connectable table; 22"D 5-sided corners; Grommet in worksurface. Shipped assembled in 1 carton.

- To remove cross grain veneer pattern on top, delete suffix "CG" from the model number. Available as a special - no upcharge.

DV9624CG	24 x 96 x 29	150	197	39	\$3233	\$3877
DV9024CG	24 x 90 x 29	150	185	36	\$3034	\$3641
DV8424CG	24 x 84 x 29	150	173	34	\$2831	\$3398
DV7824CG	24 x 78 x 29	150	160	31	\$2629	\$3154
DV7224CG	24 x 72 x 29	150	145	29	\$2424	\$2908
DV6624CG	24 x 66 x 29	150	136	27	\$2453	\$2945
DV6024CG	24 x 60 x 29	150	123	24	\$2117	\$2539
DV5424CG	24 x 54 x 29	150	119	22	\$1992	\$2392
DV4824CG	24 x 48 x 29	150	107	19	\$1871	\$2246
DV4224CG	24 x 42 x 29	150	91	17	\$1569	\$1886
DV3624CG	24 x 36 x 29	150	76	15	\$1514	\$1815
DV3024CG	24 x 30 x 29	150	70	12	\$1483	\$1777
DV2424CG	24 x 24 x 29	150	53	10	\$1245	\$1494

Narrow end panels on left and right connects to 24"D connectable table; 24"D extended corners, 24"D 5-sided corners; Grommet in worksurface. Shipped assembled in 1 carton.

- To remove cross grain veneer pattern on top, delete suffix "CG" from the model number. Available as a special - no upcharge.

DV9622CG	22 x 96 x 29	150	181	35	\$3079	\$3694
DV9022CG	22 x 90 x 29	150	169	33	\$2891	\$3468
DV8422CG	22 x 84 x 29	150	157	31	\$2693	\$3233
DV7822CG	22 x 78 x 29	150	145	29	\$2503	\$3004
DV7222CG	22 x 72 x 29	150	133	27	\$2305	\$2767
DV6622CG	22 x 66 x 29	150	126	24	\$2162	\$2594
DV6022CG	22 x 60 x 29	150	118	22	\$2022	\$2428
DV5422CG	22 x 54 x 29	150	111	20	\$1898	\$2276
DV4822CG	22 x 48 x 29	150	103	18	\$1780	\$2139
DV4222CG	22 x 42 x 29	150	88	16	\$1490	\$1790
DV3622CG	22 x 36 x 29	150	73	13	\$1440	\$1728
DV3022CG	22 x 30 x 29	125	68	11	\$1412	\$1693
DV2422CG	22 x 24 x 29	150	52	9	\$1184	\$1420

Narrow end panels on left and right connects to 22"D connectable table; 22"D extended corners, 22"D 5-sided corners; Grommet in worksurface. Shipped assembled in 1 carton.

- To remove cross grain veneer pattern on top, delete suffix "CG" from the model number. Available as a special - no upcharge.

Required Specifications

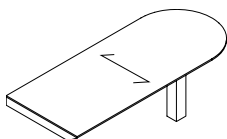
Veneer Finish
Laminate Finish

Optional Specifications

Additional grommet

DUFFERIN

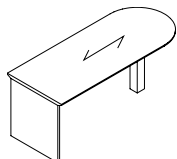
"D" ISLANDS



"D" Island with Monopost

MODEL#	DIMENSIONS D x W x H	FREIGHT CLASS	WT./LBS.	CUBIC FT.	VENEER/LAMINATE	ALL VENEER
DRD8436CG	36 x 84 x 29	250	135	51	N/A	\$3052
DRD7236CG	36 x 72 x 29	250	121	44	N/A	\$2613
DRD7230CG	30 x 72 x 29	250	99	36	N/A	\$2446
DRD6636CG	36 x 66 x 29	250	99	40	N/A	\$2446
DRD6030CG	30 x 60 x 29	250	83	30	N/A	\$2276

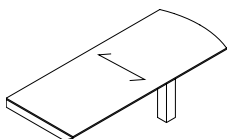
Attaches to edge of worksurfaces with Dufferin knife (molding) edge. Attaching hardware included. Shipped RTA (ready to assemble).



"D" Island - Full End Panel* (T-Base) & Monopost

DDD8436	36 x 84 x 29	125	343	51	\$4843	\$5813
DDD7236	36 x 72 x 29	125	294	44	\$4151	\$4978
DDD7230	30 x 72 x 29	125	264	36	\$3858	\$4628
DDD6636	36 x 66 x 29	125	245	40	\$3858	\$4628
DDD6030	30 x 60 x 29	125	225	30	\$3709	\$4448

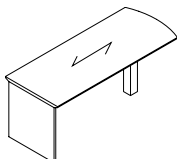
Connects to Linking Bridges or Executive Returns. Attaching hardware included. **Not freestanding.** Shipped RTA (ready to assemble).



"D" Island with Monopost, Bow End

DRDBE8436CG	36 x 84 x 29	250	135	51	N/A	\$3052
DRDBE7236CG	36 x 72 x 29	250	121	44	N/A	\$2613
DRDBE7230CG	30 x 72 x 29	250	99	36	N/A	\$2446
DRDBE6636CG	36 x 66 x 29	250	99	40	N/A	\$2446
DRDBE6030CG	30 x 60 x 29	250	83	30	N/A	\$2276

Attaches to edge of worksurfaces with Dufferin knife (molding) edge. Attaching hardware included. Shipped RTA (ready to assemble).

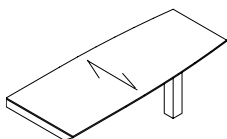


"D" Island - Full End Panel, Bow End (T-Base) & Monopost

DRDBE8436	36 x 84 x 29	125	343	51	\$4842	\$5810
DRDBE7236	36 x 72 x 29	125	294	44	\$4151	\$4978
DRDBE7230	30 x 72 x 29	125	264	36	\$3857	\$4627
DRDBE6636	36 x 66 x 29	125	245	40	\$3857	\$4627
DRDBE6030	30 x 60 x 29	125	225	30	\$3706	\$4446

Connects to Linking Bridges or Executive Returns. Attaching hardware included. **Not freestanding.** Shipped RTA (ready to assemble).

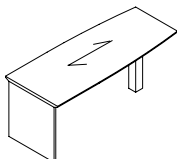
BOAT SHAPED ISLANDS



Boat Shaped Island with Monopost

MODEL#	DIMENSIONS	FREIGHT CLASS	WT./LBS.	CUBIC FT.	VENEER/LAMINATE	ALL VENEER
DRDBS8442CG	42 x 84 x 29	250	179	59	N/A	\$3552
DRDBS8436CG	36 x 84 x 29	250	155	51	N/A	\$3052
DRDBS7236CG	36 x 72 x 29	250	141	44	N/A	\$2613
DRDBS7230CG	30 x 72 x 29	250	119	36	N/A	\$2446
DRDBS6636CG	36 x 66 x 29	250	119	40	N/A	\$2446
DRDBS6030CG	30 x 60 x 29	250	103	30	N/A	\$2276

Attaches to edge of worksurfaces with Dufferin knife (molding) edge. Attaching hardware included. Shipped RTA (ready to assemble).



Boat Shaped Island - Full End Panel* (T-Base) & Monopost

DRDBS8442	42 x 84 x 29	125	414	59	\$5732	\$6880
DRDBS8436	36 x 84 x 29	125	343	51	\$4842	\$5810
DRDBS7236	36 x 72 x 29	125	314	44	\$4151	\$4978
DRDBS7230	30 x 72 x 29	125	284	36	\$3857	\$4627
DRDBS6636	36 x 66 x 29	125	265	40	\$3857	\$4627
DRDBS6030	30 x 60 x 29	100	245	30	\$3706	\$4446

Connects to Linking Bridges or Executive Returns. Attaching hardware included. **Not freestanding.** Shipped RTA (ready to assemble).

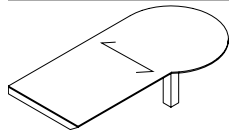
Required Specifications

- Veneer finish
- Laminate finish*
- Monopost finish

Optional Specifications

- Grommet
- Modesty panel
- Monopost (Base) upgrade

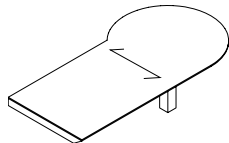
"P" ISLANDS



"P" Island - LEFT with Monopost

MODEL#	DIMENSIONS D x W x H	FREIGHT CLASS	WT/LBS.	CUBIC FT.	veneer/LAMINATE	ALL VENEER
DRPL9642CG	42 x 96 x 29	250	239	68	N/A	\$4695
DRPL8442CG	42 x 84 x 29	250	209	59	N/A	\$4106
DRPL7242CG	42 x 72 x 29	250	143	51	N/A	\$3525

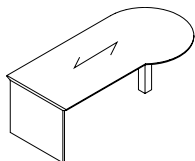
Attaches to edge of worksurfaces with Dufferin knife (molding) edge. Attaching hardware included. Shipped RTA (ready to assemble).



"P" Island - RIGHT with Monopost

DRPR9642CG	42 x 96 x 29	250	239	68	N/A	\$4695
DRPR8442CG	42 x 84 x 29	250	209	59	N/A	\$4106
DRPR7242CG	42 x 72 x 29	250	143	51	N/A	\$3525

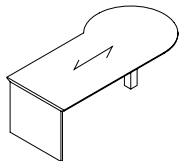
Attaches to edge of worksurfaces with Dufferin knife (molding) edge. Attaching hardware included. Shipped RTA (ready to assemble).



"P" Island - LEFT with Monopost (T-Base) & Monopost*

DTPL9642	42 x 96 x 29	125	440	68	\$4434	\$5318
DTPL8442	42 x 84 x 29	125	385	59	\$3878	\$4656
DTPL7242	42 x 72 x 29	125	319	51	\$3535	\$4241

Connects to Linking Bridges or Executive Returns. Attaching hardware included. **Not freestanding.** Shipped RTA (ready to assemble).



"P" Island - RIGHT with Monopost (T-Base) & Monopost*

DTPR9642	42 x 96 x 29	125	440	68	\$4434	\$5318
DTPR8442	42 x 84 x 29	125	385	59	\$3878	\$4656
DTPR7242	42 x 72 x 29	125	319	51	\$3535	\$4241

Connects to Linking Bridges or Executive Returns. Attaching hardware included. **Not freestanding.** Shipped RTA (ready to assemble).

Required Specifications

Veneer finish
Laminate finish*
Monopost finish

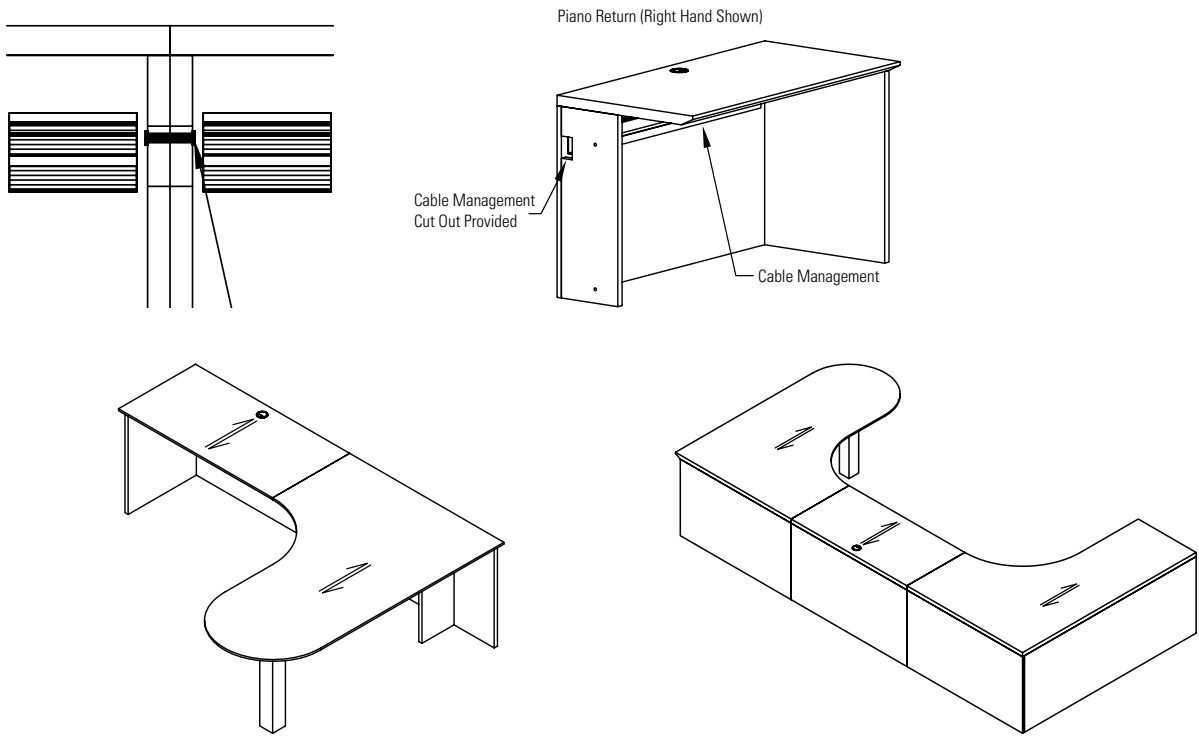
Optional Specifications

Grommet
Modesty panel
Monopost (Base) upgrade

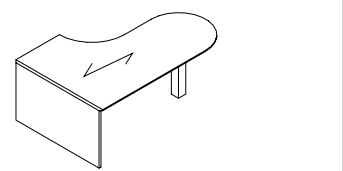
DUFFERIN

PIANO DESKS	MODEL#	DIMENSIONS D x W x H	FREIGHT CLASS	WT./LBS.	CUBIC FT.	VENEER/LAMINATE	ALL VENEER
-------------	--------	-------------------------	---------------	----------	-----------	-----------------	------------

- Can be ordered as a shell or with pedestals.
- Components include a GM1 grommet in the top center position.
- Hand of Rectangular Desk is determined by location of pedestal from user side.
- Hand of "D" Top is determined by outward orientation of curved end from user projection.
- Hand of "P" Top is determined by outward orientation of conference end from user projection.
- Connectable Tables and Bridges - To remove cross grain veneer pattern on top, delete suffix "CG" from the model number. Available as a special - no upcharge.



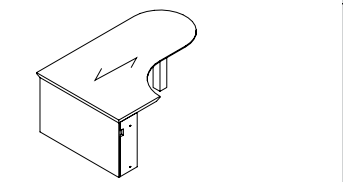
"D" ISLANDS (PIANO DESKS)	MODEL#	DIMENSIONS	FREIGHT CLASS	WT./LBS.	CUBIC FT.	VENEER/LAMINATE	ALL VENEER
---------------------------	--------	------------	---------------	----------	-----------	-----------------	------------



"D" Island LEFT - Full End Panel & Monopost, Piano Desk

DTDPL96304824	48 x 96 x 29	125	464	77	\$4598	\$5516
DTDPL84304824	48 x 84 x 29	150	406	68	\$4093	\$4913
DTDPL72304824	48 x 72 x 29	125	348	58	\$3585	\$4302

Extended island worksurface on the **left**. Narrow end panel on right connects to **24"D** returns or bridges **for Piano Desks Only** (see above). **Not freestanding**. Includes installed horizontal wire management. Shipped RTA (ready to assemble).




"D" Island RIGHT - Full End Panel & Monopost, Piano Desk

DTDPR96304824	48 x 96 x 29	125	464	77	\$4598	\$5516
DTDPR84304824	48 x 84 x 29	150	406	68	\$4093	\$4913
DTDPR72304824	48 x 72 x 29	125	348	58	\$3585	\$4302

Extended island worksurface on the **right**. Narrow end panel on left connects to **24"D** returns or bridges **for Piano Desks Only** (see above). **Not freestanding**. Includes installed horizontal wire management. Shipped RTA (ready to assemble).


Required Specifications
 Veneer finish
 Laminate finish
 Monopost finish

Optional Specifications
 Grommet
 Modesty panel
 Monopost (Base) upgrade

BOAT SHAPED ISLANDS (PIANO DESKS)	MODEL#	DIMENSIONS	FREIGHT CLASS	WT./LBS.	CUBIC FT.	VENEER/LAMINATE	ALL VENEER
		D x W x H					
	DTBPL96304824	48 x 96 x 29	125	522	87	\$5465	\$6558
	DTBPL84304824	48 x 84 x 29	125	457	76	\$5465	\$6558
	DTBPL72304824	48 x 72 x 29	125	392	65	\$4772	\$5725


Boat Shaped Island LEFT - Full End Panel & Monopost, Piano Desk

Extended island worksurface on the **left**. Narrow end panel on right connects to **24"D** returns or bridges **for Piano Desks Only** (see pg. 35). **Not freestanding**. Includes installed horizontal wire management. Shipped RTA (ready to assemble).

	DTBPR96304824	48 x 96 x 29	125	522	87	\$5465	\$6558
	DTBPR84304824	48 x 84 x 29	125	457	76	\$5465	\$6558
	DTBPR72304824	48 x 72 x 29	125	392	65	\$4769	\$5724


Boat Shaped Island RIGHT - Full End Panel & Monopost, Piano Desk

Extended island worksurface on the **right**. Narrow end panel on left connects to **24"D** returns or bridges **for Piano Desks Only** (see pg. 35). **Not freestanding**. Includes installed horizontal wire management. Shipped RTA (ready to assemble).

"P" ISLANDS (PIANO DESKS)	MODEL#	DIMENSIONS	FREIGHT CLASS	WT./LBS.	CUBIC FT.	VENEER/LAMINATE	ALL VENEER
	DTPPL96424824	60 x 96 x 29	150	580	97	\$5245	\$6296
	DTPPL84424824	60 x 84 x 29	150	508	85	\$4692	\$5629
	DTPPL72424824	60 x 72 x 29	150	435	73	\$4350	\$5220


"P" Shaped Island LEFT - Full End Panel & Monopost, Piano Desk

Extended island worksurface on the **left**. Narrow end panel on right connects to **24"D** returns or bridges **for Piano Desks Only** (see pg. 35). **Not freestanding**. Includes installed horizontal wire management. Shipped RTA (ready to assemble).

	DTPPR96424824	60 x 96 x 29	150	580	97	\$5241	\$6289
	DTPPR84424824	60 x 84 x 29	150	508	85	\$4692	\$5629
	DTPPR72424824	60 x 72 x 29	150	435	73	\$4350	\$5220


Boat Shaped Island RIGHT - Full End Panel & Monopost, Piano Desk

Extended island worksurface on the **right**. Narrow end panel on left connects to **24"D** returns or bridges **for Piano Desks Only** (see pg. 35). **Not freestanding**. Includes installed horizontal wire management. Shipped RTA (ready to assemble).

DELTA ISLANDS (PIANO DESKS)	MODEL#	DIMENSIONS	FREIGHT CLASS	WT./LBS.	CUBIC FT.	VENEER/LAMINATE	ALL VENEER
	DBTHPL96304824	54 x 96 x 29	125	531	87	\$4973	\$5968
	DBTHPL84304824	54 x 84 x 29	125	464	76	\$4421	\$5306
	DBTHPL72304824	54 x 72 x 29	125	398	65	\$4081	\$4894

Delta Island LEFT - Full End Panel & Monopost, Piano Desk

Extended island worksurface on the **left**. Narrow end panel on right connects to **24"D** returns or bridges **for Piano Desks Only** (see pg. 35). **Not freestanding**. Includes installed horizontal wire management. Shipped RTA (ready to assemble).

	DBTHPR96304824	54 x 96 x 29	125	531	87	\$4973	\$5968
	DBTHPR84304824	54 x 84 x 29	125	464	76	\$4421	\$5306
	DBTHPR72304824	54 x 72 x 29	125	398	65	\$4081	\$4894

Delta Island RIGHT - Full End Panel & Monopost, Piano Desk

Extended island worksurface on the **right**. Narrow end panel on left connects to **24"D** returns or bridges **for Piano Desks Only** (see pg. 35). **Not freestanding**. Includes installed horizontal wire management. Shipped RTA (ready to assemble).

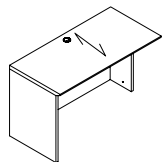
Required Specifications

- Veneer finish
- Laminate finish
- Monopost finish

Optional Specifications

- Grommet
- Modesty panel
- Monopost (Base) upgrade

CONNECTABLE TABLES - LEFT (FOR PIANO DESKS)



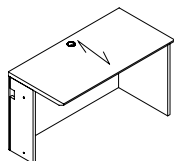
24" Deep Connectable Table - LEFT
For Piano Desk

MODEL#	DIMENSIONS D x W x H	FREIGHT CLASS	WT/LBS.	CUBIC FT.	veneER/LAMINATE	ALL veneER
DVEL9624CG	24 x 96 x 29	150	200	39	\$3436	\$4124
DVEL9024CG	24 x 90 x 29	150	187	36	\$3224	\$3871
DVEL8424CG	24 x 84 x 29	150	174	34	\$3006	\$3607
DVEL7824CG	24 x 78 x 29	150	162	31	\$2795	\$3353
DVEL7224CG	24 x 72 x 29	150	149	29	\$2583	\$3100
DVEL6624CG	24 x 66 x 29	150	141	27	\$2416	\$2900
DVEL6024CG	24 x 60 x 29	150	132	24	\$2265	\$2716
DVEL5424CG	24 x 54 x 29	150	121	22	\$2132	\$2559
DVEL4824CG	24 x 48 x 29	125	115	19	\$2008	\$2410
DVEL4224CG	24 x 42 x 29	150	99	17	\$1690	\$2025
DVEL3624CG	24 x 36 x 29	150	83	15	\$1638	\$1963
DVEL3024CG	24 x 30 x 29	125	77	12	\$1752	\$2104
DVEL2424CG	24 x 24 x 29	125	61	10	\$1346	\$1613

Full end panel on left. Right narrow end panel connects to 24"D right connectable table, "D" islands, Boat shaped islands, "P" islands or Delta islands with "T" bases **for Piano Desks Only.** Grommet in worksurface. Shipped assembled in 1 carton.

- To remove cross grain veneer pattern on top, **delete suffix "CG"** from the model number. Available as a special - no upcharge.

CONNECTABLE TABLES - RIGHT (FOR PIANO DESKS)



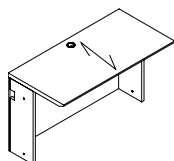
24" Deep Connectable Table - RIGHT
For Piano Desk

MODEL#	DIMENSIONS	FREIGHT CLASS	WT/LBS.	CUBIC FT.	veneER/LAMINATE	ALL veneER
DVER9624CG	24 x 96 x 29	150	200	39	\$3436	\$4124
DVER9024CG	24 x 90 x 29	150	187	36	\$3224	\$3871
DVER8424CG	24 x 84 x 29	150	174	34	\$3006	\$3607
DVER7824CG	24 x 78 x 29	150	162	31	\$2795	\$3353
DVER7224CG	24 x 72 x 29	150	149	29	\$2583	\$3100
DVER6624CG	24 x 66 x 29	150	141	27	\$2416	\$2900
DVER6024CG	24 x 60 x 29	150	132	24	\$2265	\$2716
DVER5424CG	24 x 54 x 29	150	121	22	\$2132	\$2559
DVER4824CG	24 x 48 x 29	125	115	19	\$2008	\$2410
DVER4224CG	24 x 42 x 29	150	99	17	\$1690	\$2025
DVER3624CG	24 x 36 x 29	150	83	15	\$1638	\$1963
DVER3024CG	24 x 30 x 29	125	77	12	\$1621	\$1948
DVER2424CG	24 x 24 x 29	125	61	10	\$1346	\$1613

Full end panel on right. Left narrow end panel connects to 24"D left connectable table, "D" islands, Boat shaped islands, "P" islands or Delta islands with "T" bases **for Piano Desks Only.** Grommet in worksurface. Shipped assembled in 1 carton..

- To remove cross grain veneer pattern on top, **delete suffix "CG"** from the model number. Available as a special - no upcharge.

BRIDGES (FOR PIANO DESKS)



Flush Bridge

MODEL#	DIMENSIONS	FREIGHT CLASS	WT/LBS.	CUBIC FT.	veneER/LAMINATE	ALL veneER
DBTN4824CG	24 x 48 x 29	125	116	19	\$1723	\$2068
DBTN4224CG	24 x 42 x 29	92.5	102	17	\$1448	\$1739
DBTN3624CG	24 x 36 x 29	150	87	15	\$1387	\$1666
DBTN3024CG	24 x 30 x 29	125	73	12	\$1359	\$1633
DBTN2424CG	24 x 24 x 29	150	58	10	\$1143	\$1371
DBTN1824CG	24 x 18 x 29	150	43	8	\$858	\$1029
DBTN1224CG	24 x 12 x 29	150	29	5	\$572	\$690

Full end panel on both sides connects to 24"D worksurfaces, "D" islands, Boat shaped islands, "P" islands or Delta islands with "T" bases **for Piano Desks Only.** Grommet in worksurface. Shipped assembled in 1 carton.

- To remove cross grain veneer pattern on top, **delete suffix "CG"** from the model number. Available as a special - no upcharge.

Required Specifications

Veneer finish
Laminate finish

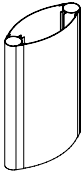
Optional Specifications

Additional grommet

TABLE DESK	MODEL#	DIMENSIONS	FREIGHT CLASS	WT/LBS.	CUBIC FT.	VENEER/LAMINATE	ALL VENEER
		D x W x H					
	DTB8442	42 x 84 x 29	150	272	59	N/A	\$8189
	DTB7842	42 x 78 x 29	150	253	55	N/A	\$7606
	DTB7236	36 x 72 x 29	150	205	44	N/A	\$6019
	DTB7230	30 x 72 x 29	150	192	36	N/A	\$5905
	DTB6636	36 x 66 x 29	150	192	40	N/A	\$5905
	DTB6630	30 x 66 x 29	150	188	33	N/A	\$5790
DTB6030	30 x 60 x 29	150	171	30	N/A	\$5517	

Table Desk**

Four 4" square metal legs. Includes centered pencil drawer. Shipped RTA (ready to assemble).

MONOPOST (BASE) UPGRADES	MODEL#	DIMENSIONS	FREIGHT CLASS	WT/LBS.	CUBIC FT.	VENEER/LAMINATE	ALL VENEER
	TE18	5 x 18 x 28	70	30	2	N/A	\$1375

Elliptical Base Upgrade

To replace one standard monopost on Islands ONLY. Must specify at time of order. **Cannot be retrofitted in the field.**

	TPML18	8 x 18 x 28	70	36	2	N/A	\$1440
---	--------	-------------	----	----	---	-----	---------------

Rectangular Base Upgrade

To replace one standard monopost on Islands ONLY. Must specify at time of order. **Cannot be retrofitted in the field. Not sold individually - to be ordered as an upgrade option only.**

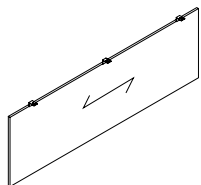
Required Specifications

Veneer Finish
Laminate Finish
Metal finish*

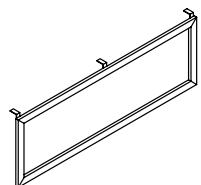
Optional Specifications

Lock**
Veneer top**

MODESTY PANEL OPTIONS



Veneer Modesty Panel Upgrade*



Glass Modesty Panel Upgrade

MODEL#	DIMENSIONS D x W x H	FREIGHT CLASS	WT/LBS.	CUBIC FT.	LIST PRICE
CMP72W	0.75 x 67 x 18	--	20	1	\$1728
CMP66W	0.75 x 61 x 18	--	18	1	\$1673
CMP60W	0.75 x 55 x 18	--	16	1	\$1647
CMP54W	0.75 x 49 x 18	--	14	1	\$1619
CMP48W	0.75 x 43 x 18	--	13	1	\$1594

Straight modesty panel. Attaches to underside of worksurface. **Cannot be retrofitted in the field *Not sold individually - to be ordered as an upgrade option only.***

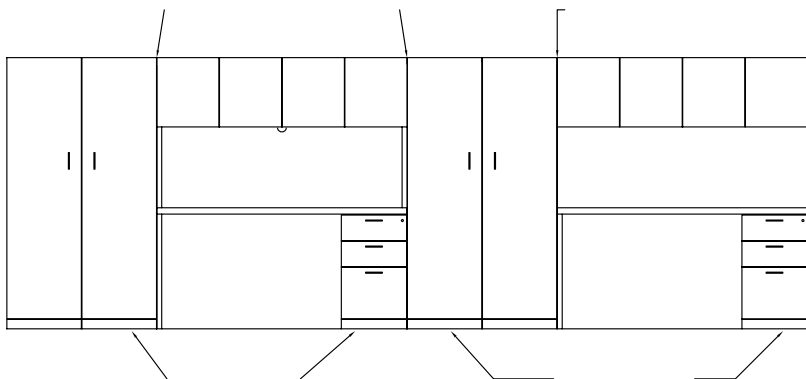
- CMP72W - Specify on "P" Top Islands or 96" x 48" Islands for Piano Desks.
- CMP66W - Specify on 84" x 36" "D" Top Islands.
- CMP60W - Specify on 84" x 42" "P" Top Islands or 84" x 48" Islands for Piano Desks.
- CMP54W - Specify on 72" x 30" "D" Top Islands.
- CMP48W - Specify on 66" x 36" , 60" x 30" "D" Top Islands, 72" x 42" "P" Top Islands or 72" x 48" Islands for Piano Desks.

CMP72G	0.75 x 67 x 18	--	20	1	\$2647
CMP66G	0.75 x 61 x 18	--	18	1	\$2504
CMP60G	0.75 x 55 x 18	--	16	1	\$2289
CMP54G	0.75 x 49 x 18	--	14	1	\$2132
CMP48G	0.75 x 43 x 18	--	13	1	\$2036

Straight modesty panel. Translucent, screened glass. Aluminum box frame construction in Tungsten Only. Attaches to underside of worksurface. **Cannot be retrofitted in the field. *Not sold individually - to be ordered as an upgrade option only.***

- CMP72G - Specify on "P" Top Islands or 96" x 48" Islands for Piano Desks.
- CMP66G - Specify on 84" x 36" "D" Top Islands.
- CMP60G - Specify on 84" x 42" "P" Top Islands or 84" x 48" Islands for Piano Desks.
- CMP54G - Specify on 72" x 30" "D" Top Islands.
- CMP48G - Specify on 66" x 36" , 60" x 30" "D" Top Islands, 72" x 42" "P" Top Islands or 72" x 48" Islands for Piano Desks.
- Tungsten finish on the aluminum box frame closely resembles the existing Tungsten finish.

SIDE BY SIDE COMPONENTS



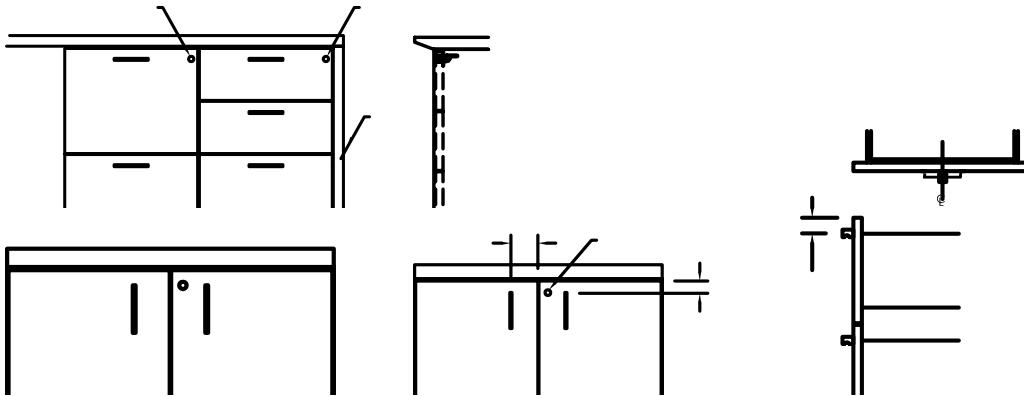
Required Specifications

Veneer finish

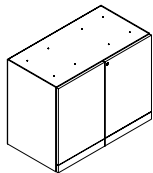
STORAGE SHELLS - NOTES

D x W x H

- When using Storage Shells, laminate gables will show.
- Credenza shell cannot be completely filled up with storage shells to create a full storage credenza.
- Handle style must be specified.



STORAGE SHELLS	MODEL#	DIMENSIONS	FREIGHT CLASS	WT./LBS.	CUBIC FT.	VENEER/LAMINATE	ALL VENEER
----------------	--------	------------	---------------	----------	-----------	-----------------	------------

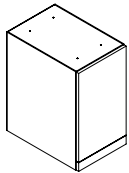


Storage Shell

DWG	19.1 x 36.75 x 28	92.5	115	11	\$1685	\$2020
DWM	19.1 x 31.625 x 28	92.5	96	9	\$1490	\$1790

For use **under a freestanding worksurface (22", 24", 30" or 36"D)**. Top drilled to attach to worksurface. One adjustable shelf. **Standard with lock**. Shipped assembled in 1 carton.

- **Unfinished top and back**



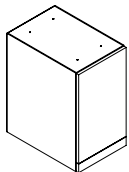
Storage Shell - LEFT

DWWIL	23 x 15.6 x 28	100	53	6	\$1498	\$1797
DWIL	19.1 x 15.6 x 28	100	45	5	\$1238	\$1484

For use **under a freestanding worksurface (22", 24", 30" or 36"D)**. Top drilled to attach to worksurface. One adjustable shelf. Handle is on the **right**, door opens to the **left**. Shipped assembled in 1 carton.

- For 22" or 24"D worksurface, order **DWIL**. For 30" or 36"D worksurface, order **DWWIL**.

- **Unfinished top and back**



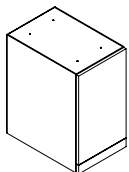
Storage Shell - RIGHT

DWWIR	23 x 15.6 x 28	100	53	6	\$1498	\$1797
DWIR	19.1 x 15.6 x 28	100	45	5	\$1238	\$1484

For use **under a freestanding worksurface (22", 24", 30" or 36"D)**. Top drilled to attach to worksurface. One adjustable shelf. Handle is on the **left**, door opens to the **right**. Shipped assembled in 1 carton.

- For 22" or 24"D worksurface, order **DWIR**. For 30" or 36"D worksurface, order **DWWIR**.

- **Unfinished top and back**



Storage Shell - LEFT
Eight Storage Slot Shelves

DWWIL8S	23 x 15.6 x 28	125	45	6	\$2047	\$2456
DWIL8S	19.1 x 15.6 x 28	125	37	5	\$1779	\$2138

For use **under a freestanding worksurface (22", 24", 30" or 36"D)**. Top drilled to attach to worksurface. Eight adjustable storage slot shelves. Handle is on the **right**, door opens to the **left**. Shipped assembled in 1 carton.

- For 22" or 24"D worksurface, order **DWIL8S**. For 30" or 36"D worksurface, order **DWWIL8S**.

- **Unfinished top and back**

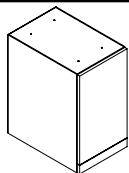
Required Specifications

Veneer Finish (doors)
Laminate Finish (body)
Handle Style

Optional Specifications

Lock

STORAGE SHELLS	MODEL#	DIMENSIONS	FREIGHT CLASS	WT/LBS.	CUBIC FT.	VENEER/LAMINATE	ALL VENEER
----------------	--------	------------	---------------	---------	-----------	-----------------	------------

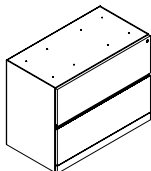


Storage Shell - RIGHT
Eight Storage Slot Shelves

	D x W x H						
DWWIR8S	23 x 15.6 x 28	125	45	6	\$2047	\$2456	
DWIR8S	19.1 x 15.6 x 28	125	37	5	\$1779	\$2138	

For use **under a freestanding worksurface (22", 24", 30" or 36"D)**. Top drilled to attach to worksurface. Eight adjustable storage slot shelves. Handle is on the **left**, door opens to the **right**. Shipped assembled in 1 carton.

- For 22" or 24"D worksurface, order **DWIR8S**. For 30" or 36"D worksurface, order **DWWIR8S**.
- **Unfinished top and back**

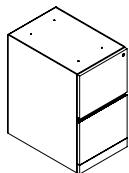


File/File Shell - Lateral

DWF	19.1 x 36.75 x 28	92.5	115	11	\$2412	\$2896	
DWN	19.1 x 31.625 x 28	92.5	96	9	\$2112	\$2535	

For use **under a freestanding worksurface (22", 24", 30" or 36"D)**. Top drilled to attach to worksurface. **Two lateral file drawers**. Lock secures all drawers. Side-to-side file bars included. Shipped assembled in 1 carton.

- **Unfinished top and back**

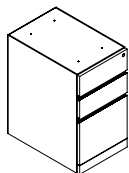


File/File Shell - Vertical*

LETTER							
DWWE	23 x 15.6 x 28	85	72	6	\$1859	\$2233	
DWE	19.1 x 15.6 x 28	85	70	5	\$1620	\$1944	
LEGAL							
DWWLE	23 x 18.5 x 28	85	85	7	\$2235	\$2682	
DWLE	19.1 x 18.5 x 28	85	83	6	\$1944	\$2332	

For use **under a freestanding worksurface (22", 24", 30" or 36"D)**. Top drilled to attach to worksurface. **Two file drawers**. Lock secures all drawers. Shipped assembled in 1 carton.

- For 22" or 24"D worksurface, order **DWE or DWLE**. For 30" or 36"D worksurface, order **DWWE or DWWLE**.
- **Unfinished top and back**

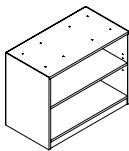


Box/Box/File Shell - Vertical*

LETTER							
DWWWD	23 x 15.6 x 28	85	72	6	\$1859	\$2233	
DWD	19.1 x 15.6 x 28	85	70	5	\$1620	\$1944	
LEGAL							
DWWLD	23 x 18.5 x 28	85	85	7	\$2235	\$2682	
DWLD	19.1 x 18.5 x 28	85	83	6	\$1944	\$2332	

For use **under a freestanding worksurface (22", 24", 30" or 36"D)**. Top drilled to attach to worksurface. **Two box and one file drawers**. One pencil tray. Lock secures all drawers. Shipped assembled in 1 carton.

- For 22" or 24"D worksurface, order **DWD or DWLD**. For 30" or 36"D worksurface, order **DWWWD or DWWLD**.
- **Unfinished top and back**

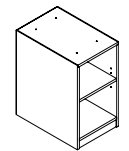


Open Shelving Shell

DWOB36	19.1 x 36.75 x 28	100	92	11	\$1274	\$1529	
DWOB30	19.1 x 31.625 x 28	100	77	9	\$1128	\$1354	

For use **under a freestanding worksurface (22", 24", 30" or 36"D)**. Top drilled to attach to worksurface. One adjustable veneer shelf. Shipped assembled in 1 carton.

- **Unfinished top and back**



Open Shelving Shell

DWWQ	23 x 15.6 x 28	125	45	6	\$1319	\$1581	
DWQ	19.1 x 15.6 x 28	125	37	5	\$1090	\$1309	

For use **under a freestanding worksurface (22", 24", 30" or 36"D)**. Top drilled to attach to worksurface. One adjustable veneer shelf. Shipped assembled in 1 carton.

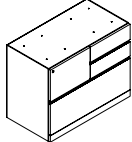
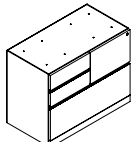
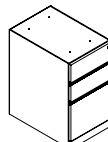
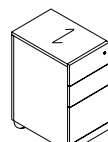
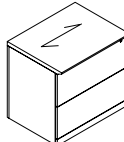
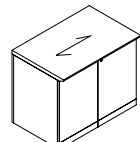
- For 22" or 24"D worksurface, order **DWQ**. For 30" or 36"D worksurface, order **DWWQ**.
- **Unfinished top and back**

Required Specifications

Veneer Finish (doors, drawer fronts, open shelves)
Laminate Finish (body)
Handle Style

Optional Specifications

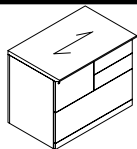
Additional Lock*

STORAGE SHELLS	MODEL#	DIMENSIONS	FREIGHT CLASS	WT/LBS.	CUBIC FT.	veneer/LAMINATE	ALL VENEER
 Mixed Storage Shell - LEFT		D x W x H					
	DWZL	19.1 x 36.75 x 28	92.5	115	11	\$2800	\$3362
<p>For use under a freestanding worksurface (22", 24", 30" or 36"D). Top drilled to attach to worksurface. One file drawer on left, two box drawers on right and one lateral file drawer on bottom. File drawer and lateral file drawer lock. One pencil tray. Not for stacking materials on lateral file drawer bottom. Shipped assembled in 1 carton.</p> <p>• Unfinished top and back</p>							
 Mixed Storage Shell - RIGHT		D x W x H					
	DWZR	19.1 x 36.75 x 28	92.5	115	11	\$2800	\$3362
<p>For use under a freestanding worksurface (22", 24", 30" or 36"D). Top drilled to attach to worksurface. One file drawer on right, two box drawers on left and one lateral file drawer on bottom. File drawer and lateral file drawer lock. One pencil tray. Not for stacking materials on lateral file drawer bottom. Shipped assembled in 1 carton.</p> <p>• Unfinished top and back</p>							
STORAGE MODULES - (FREESTANDING)	MODEL#	DIMENSIONS	FREIGHT CLASS	WT/LBS.	CUBIC FT.	veneer/LAMINATE	ALL VENEER
 Box/Box/File Freestanding Pedestal	DWDB	19.8 x 15.5 x 28	85	70	5	\$1756	\$2108
	DWWDB	23.8 x 15.5 x 28	300	75	6	\$2022	\$2428
<p>Two box and one file drawer. One pencil tray. Lock secures all drawers. Finished back. Shipped assembled in 1 carton.</p>							
 Box/Box/File Module, Mobile	DWDM	19.8 x 15.5 x 28	85	70	5	\$1890	\$2267
	DWWDM	23.8 x 15.5 x 28	300	75	6	\$2171	\$2607
<p>Two box and one file drawer. One pencil tray. Lock secures all drawers. Casters. Shipped assembled in 1 carton.</p>							
 File/File Module, Lateral	DF3624	24 x 36 x 29	85	184	15	\$3358	\$4029
	DN3024	24 x 30 x 29	85	153	12	\$2941	\$3530
	DF3622	22 x 36 x 29	85	170	13	\$3078	\$3693
	DN3022	22 x 30 x 29	85	142	11	\$2697	\$3237
	<p>Two lateral file drawers. Lock secures all drawers. Side-to-side file bars included. Shipped assembled in 1 carton.</p>						
 Storage Cabinet w/Doors	DBD3624	24 x 36 x 29	92.5	152	15	\$2101	\$2519
	DBD3024	24 x 30 x 29	92.5	127	12	\$1838	\$2203
	DBD3622	22 x 36 x 29	92.5	140	13	\$1924	\$2306
	DBD3022	22 x 30 x 29	92.5	117	11	\$1685	\$2020
<p>Includes one adjustable shelf. Standard with lock. Shipped assembled in 1 carton.</p>							

Required Specifications

- Veneer Finish (doors, drawer fronts, open shelves)
- Laminate Finish (top/body)
- Handle Style

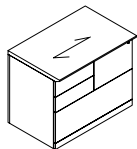
STORAGE MODULES - FREESTANDING



Mixed Storage Cabinet - LEFT

MODEL#	DIMENSIONS D x W x H	FREIGHT CLASS	WT/LBS.	CUBIC FT.	veneER/LAMINATE	ALL veneER
DZL3624	24 x 36 x 29	85	184	15	\$3342	\$4009
DZL3622	22 x 36 x 29	85	170	13	\$3063	\$3678

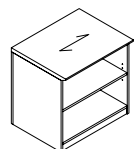
One file drawer on the **left**, two box drawers on the **right** and one lateral file drawer on the bottom. File drawer and lateral file drawer lock. One pencil tray. Not for stacking materials on lateral file drawer bottom. Shipped assembled in 1 carton.



Mixed Storage Cabinet - RIGHT

DZR3624	24 x 36 x 29	85	184	15	\$3342	\$4009
DZR3622	22 x 36 x 29	85	170	13	\$3063	\$3678

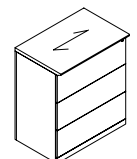
One file drawer on the **right**, two box drawers on the **left** and one lateral file drawer on the bottom. File drawer and lateral file drawer lock. One pencil tray. Not for stacking materials on lateral file drawer bottom. Shipped assembled in 1 carton.



Open Storage Cabinet

DOB3624	24 x 36 x 29	100	123	15	\$1620	\$1944
DOB3024	24 x 30 x 29	100	103	12	\$1420	\$1703
DOB3622	22 x 36 x 29	100	115	13	\$1488	\$1788
DOB3022	22 x 30 x 29	100	96	11	\$1303	\$1563

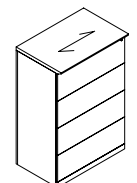
One fixed and **one** adjustable veneer shelf. Shelves are 3/4" thick. Shipped assembled in 1 carton.



Three File Module

DF36243	24 x 36 x 42	92.5	231	21	\$4057	\$4871
DN30243	24 x 30 x 42	92.5	193	18	\$3559	\$4271
DF36223	22 x 36 x 42	92.5	212	19	\$3757	\$4507
DN30223	22 x 30 x 42	92.5	176	16	\$3297	\$3954

Three lateral file drawers. Lock secures all drawers. Shipped assembled in 1 carton.

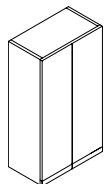


Four File Module

DF36244	24 x 36 x 54	92.5	297	27	\$5369	\$6443
DN30244	24 x 30 x 54	92.5	248	23	\$4584	\$5501
DF36224	22 x 36 x 54	92.5	270	25	\$4577	\$5492
DN30224	22 x 30 x 54	92.5	225	21	\$4010	\$4814

Four lateral file drawers. Lock secures all drawers. Shipped assembled in 1 carton.

STORAGE MODULES - 48" HIGH (FREESTANDING)



Storage Cabinet w/Doors*

MODEL#	DIMENSIONS	FREIGHT CLASS	WT/LBS.	CUBIC FT.	veneER/LAMINATE	ALL veneER
D1D22H48	22 x 36 x 48	150	107	22	\$3238	\$3885
D1D22W30H48	22 x 30 x 48	150	90	19	\$3162	\$3795
D1D22W24H48	22 x 24 x 48	150	72	15	\$3101	\$3721
D1D20H48	20 x 36 x 48	150	97	20	\$2946	\$3533
D1D20W30H48	20 x 30 x 48	150	81	17	\$2882	\$3456
D1D20W24H48	20 x 24 x 48	150	63	13	\$2820	\$3382

Includes four adjustable shelves. Optional lock available. Shipped assembled in 1 carton.

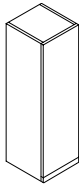
Required Specifications

Veneer finish
Laminate finish (body)
Handle Style

Optional Specifications

Lock*
Veneer Top*

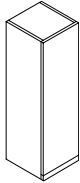
STORAGE MODULES - 48" HIGH (FREESTANDING) MODEL# DIMENSIONS FREIGHT CLASS WT/LBS. CUBIC FT. VENEER/LAMINATE ALL VENEER



Storage Cabinet w/Door - LEFT*

	D x W x H						
D1D22W18H48L	22 x 18 x 48	150	60	11	\$2044	\$2454	
D1D22W16H48L	22 x 16 x 48	150	54	10	\$1818	\$2184	
D1D20W18H48L	20 x 18 x 48	125	60	10	\$1861	\$2236	
D1D20W16H48L	20 x 16 x 48	125	54	9	\$1650	\$1980	

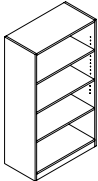
Includes three adjustable shelves. Handle is on the **right**, door opens to the **left**. Optional lock available. Shipped assembled in 1 carton.



Storage Cabinet w/Door - RIGHT*

D1D22W18H48R	22 x 18 x 48	150	60	11	\$2044	\$2454	
D1D22W16H48R	22 x 16 x 48	150	54	10	\$1818	\$2184	
D1D20W18H48R	20 x 18 x 48	125	60	10	\$1861	\$2236	
D1D20W16H48R	20 x 16 x 48	125	54	9	\$1650	\$1980	

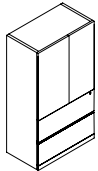
Includes three adjustable shelves. Handle is on the **left**, door opens to the **right**. Optional lock available. Shipped assembled in 1 carton.



Open Storage Cabinet

D7D22W36H48	22 x 36 x 48	150	118	22	\$2554	\$3066	
D7D22W30H48	22 x 30 x 48	150	98	19	\$1898	\$2276	
D7D22W24H48	22 x 24 x 48	150	78	15	\$1514	\$1815	
D7D22W18H48	22 x 18 x 48	150	59	11	\$1272	\$1528	
D7D20W36H48	20 x 36 x 48	150	108	20	\$2322	\$2787	
D7D20W30H48	20 x 30 x 48	150	90	17	\$1723	\$2068	
D7D20W24H48	20 x 24 x 48	100	72	13	\$1687	\$2022	
D7D20W18H48	20 x 18 x 48	150	54	10	\$1215	\$1457	

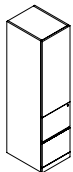
One fixed and **three** adjustable veneer shelves. Shelves are 3/4" thick. Shipped assembled in 1 carton.



Two File Module w/Doors*

D13D22H48	22 x 36 x 48	150	117	23	\$3450	\$4138	
D13D22W30H48	22 x 30 x 48	150	101	19	\$3123	\$3746	
D13H48	20 x 36 x 48	150	107	23	\$3304	\$3968	
D13W30H48	20 x 30 x 48	150	91	19	\$4040	\$4846	

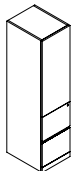
Two lateral file drawers on bottom. Includes two adjustable shelves. Lower lock secures two file drawers. Optional lock available for upper storage. **Not for stacking materials on lateral file drawer bottom.** Shipped assembled in 1 carton.



Two File Module w/Door - LEFT*

D17D22H48L	22 x 16 x 48	125	97	13	\$2561	\$3073	
D17D20H48L	20 x 16 x 48	125	88	13	\$2336	\$2803	

Two file drawers on bottom. Includes two adjustable shelves. Lower lock secures two file drawers. Optional lock available for upper storage. Handle is on the right, door opens to the left. Shipped assembled in 1 carton.



Two File Module w/Door - RIGHT*

D17D22H48R	22 x 16 x 48	125	97	13	\$2561	\$3073	
D17D20H48R	20 x 16 x 48	125	88	13	\$2336	\$2803	

Two file drawers on bottom. Includes two adjustable shelves. Lower lock secures two file drawers. Optional lock available for upper storage. Handle is on the left, door opens to the right. Shipped assembled in 1 carton.

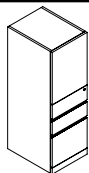
Required Specifications

Veneer finish (doors, drawer fronts)
Laminate finish (top/body)
Handle Style*

Optional Specifications

Lock*
Veneer top

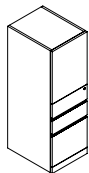
STORAGE MODULES - 48" HIGH (FREESTANDING) MODEL# DIMENSIONS FREIGHT CLASS WT/LBS. CUBIC FT. VENEER/LAMINATE ALL VENEER



Box/Box/File Module w/Door - LEFT*

	D x W x H						
D18D22H48L	22 x 16 x 48	125	64	9	\$2561	\$3073	
D18D20H48L	20 x 16 x 48	125	59	9	\$2336	\$2803	

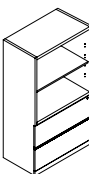
Two box drawers and one file drawer on bottom. Includes two adjustable shelves. Lower lock secures all drawers. Optional lock available for upper storage. Handle is on the **right**, door opens to the **left**. Shipped assembled in 1 carton.



Box/Box/File Module w/Door - RIGHT*

D18D22H48R	22 x 16 x 48	125	64	9	\$2561	\$3073	
D18D20H48R	20 x 16 x 48	125	59	9	\$2336	\$2803	

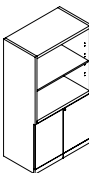
Two box drawers and one file drawer on bottom. Includes two adjustable shelves. Lower lock secures all drawers. Optional lock available for upper storage. Handle is on the **left**, door opens to the **right**. Shipped assembled in 1 carton.



Two File Module w/Open Shelf

D12D22H48	22 x 36 x 48	150	117	23	\$3239	\$3888	
D12D22W30H48	22 x 30 x 48	150	101	19	\$2800	\$3362	
D12H48	20 x 36 x 48	150	107	23	\$3109	\$3731	
D12W30H48	20 x 30 x 48	150	91	19	\$3793	\$4550	

Two open veneer shelves and two lateral file drawers on bottom. Includes one adjustable shelf. Lock secures all drawers. **Not for stacking materials on lateral file drawer bottom.** Shipped assembled in 1 carton.

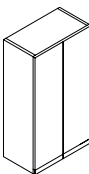


Storage Module w/Open Shelf

D22D22H48	22 x 36 x 48	150	117	23	\$2924	\$3506	
D22D22W30H48	22 x 30 x 48	150	101	19	\$2002	\$2400	
D22D20H48	20 x 36 x 48	150	107	23	\$2301	\$2760	
D22D20W30H48	20 x 30 x 48	150	91	19	\$1912	\$2295	

Two open veneer shelves and storage cabinet on bottom. Includes one adjustable shelf in upper compartment and one adjustable shelf in storage cabinet. Lock secures storage cabinet. Shipped assembled in 1 carton.

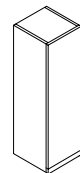
WARDROBE CABINETS - 48" HIGH MODEL# DIMENSIONS FREIGHT CLASS WT/LBS. CUBIC FT. VENEER/LAMINATE ALL VENEER



Wardrobe Cabinet*

D2D22H48	22 x 36 x 48	150	107	22	\$2647	\$3181	
D2D22W30H48	22 x 30 x 48	150	107	19	\$2592	\$3109	
D2D22W24H48	22 x 24 x 48	150	85	15	\$3101	\$3721	
D2H48	20 x 36 x 48	150	102	20	\$2408	\$2891	
D2W30H48	20 x 30 x 48	150	89	17	\$2357	\$2829	
D2W24H48	20 x 24 x 48	150	72	13	\$2305	\$2767	

Includes full length hanging rod and fixed hat shelf. Optional lock available. Shipped assembled in 1 carton.



Wardrobe Cabinet - LEFT*

D2D22W24H48L	22 x 24 x 48	150	80	15	\$2539	\$3051	
D2D22W18H48L	22 x 18 x 48	150	60	11	\$2044	\$2454	
D2D22W12H48L	22 x 12 x 48	150	40	7	\$1952	\$2342	
D2D20W24H48L	20 x 24 x 48	150	72	13	\$2305	\$2767	
D2D20W18H48L	20 x 18 x 48	150	54	10	\$1861	\$2236	
D2D20W12H48L	20 x 12 x 48	125	36	7	\$2165	\$2596	

Includes full length hanging rod and fixed hat shelf. Handle is on the **right**, door opens to the **left**. Optional lock available. Shipped assembled in 1 carton.


Required Specifications

Veneer Finish (doors, drawer fronts)
Laminate Finish (top/body)
Handle Style

Optional Specifications

Lock*
Veneer Top

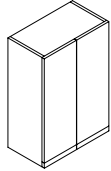
WARDROBE CABINETS - 48" HIGH



Wardrobe Cabinet - RIGHT*

MODEL#	DIMENSIONS D x W x H	FREIGHT CLASS	WT/LBS.	CUBIC FT.	veneer/LAMINATE	ALL VENEER
D2D22W24H48R	22 x 24 x 48	150	80	15	\$2539	\$3051
D2D22W18H48R	22 x 18 x 48	150	60	11	\$2044	\$2454
D2D22W12H48R	22 x 12 x 48	150	40	7	\$1952	\$2342
D2D20W24H48R	20 x 24 x 48	150	72	13	\$2305	\$2767
D2D20W18H48R	20 x 18 x 48	150	54	10	\$1861	\$2236
D2D20W12H48R	20 x 12 x 48	125	36	7	\$2165	\$2596

Includes full length hanging rod and fixed hat shelf. Handle is on the **left**, door opens to the **right**. Optional lock available. Shipped assembled in 1 carton.

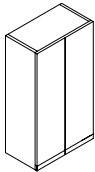


Wardrobe Cabinet/Shelving Combo*

D25D22H48	22 x 36 x 48	150	117	23	\$2818	\$3381
D25D22W30H48	22 x 30 x 48	150	101	19	\$2765	\$3318
D25D20H48	20 x 36 x 48	150	107	23	\$2699	\$3239
D25D20W30H48	20 x 30 x 48	60	91	19	\$2647	\$3181

Wardrobe compartment on **left** includes hanging rod and fixed hat shelf. Storage compartment on **right** includes three adjustable shelves. Optional lock available. Shipped assembled in 1 carton.

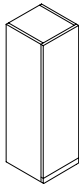
STORAGE MODULES - 54" HIGH (FREESTANDING)



Storage Cabinet w/Doors*

MODEL#	DIMENSIONS	FREIGHT CLASS	WT/LBS.	CUBIC FT.	veneer/LAMINATE	ALL VENEER
D1D22H54	22 x 36 x 54	150	120	22	\$2867	\$3442
D1D22W30H54	22 x 30 x 54	150	102	19	\$2853	\$3426
D1D22W24H54	22 x 24 x 54	150	81	17	\$3485	\$4185
D1D20H54	20 x 36 x 54	150	110	20	\$2709	\$3248
D1D20W30H54	20 x 30 x 54	150	92	17	\$2647	\$3181
D1D20W24H54	20 x 24 x 54	150	71	13	\$2599	\$3116

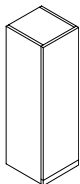
Includes four adjustable shelves. Optional lock available. Shipped assembled in 1 carton.



Storage Cabinet w/Door - LEFT*

D1D22W18H54L	22 x 18 x 54	150	68	12	\$2305	\$2767
D1D22W16H54L	22 x 16 x 54	150	61	11	\$2044	\$2454
D1D20W18H54L	20 x 18 x 54	125	68	11	\$2089	\$2506
D1D20W16H54L	20 x 16 x 54	125	61	10	\$1861	\$2236

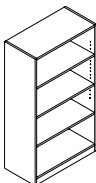
Includes three adjustable shelves. Handle is on the **right**, door opens to the **left**. Optional lock available. Shipped assembled in 1 carton.



Storage Cabinet w/Door - RIGHT*

D1D22W18H54R	22 x 18 x 54	150	68	12	\$2305	\$2767
D1D22W16H54R	22 x 16 x 54	150	61	11	\$2044	\$2454
D1D20W18H54R	20 x 18 x 54	125	68	11	\$2089	\$2506
D1D20W16H54R	20 x 16 x 54	125	61	10	\$1861	\$2236

Includes three adjustable shelves. Handle is on the **left**, door opens to the **right**. Optional lock available. Shipped assembled in 1 carton.



Open Storage Cabinet

D7D22W36H54	22 x 36 x 54	150	132	25	\$2876	\$3450
D7D22W30H54	22 x 30 x 54	150	110	21	\$2132	\$2559
D7D22W24H54	22 x 24 x 54	150	88	17	\$1711	\$2054
D7D22W18H54	22 x 18 x 54	150	67	12	\$1336	\$1608
D7D20W36H54	20 x 36 x 54	150	122	23	\$2613	\$3136
D7D20W30H54	20 x 30 x 54	150	102	19	\$1943	\$2331
D7D20W24H54	20 x 24 x 54	150	81	15	\$1550	\$1858
D7D20W18H54	20 x 18 x 54	150	61	11	\$1257	\$1510

One fixed and **three** adjustable veneer shelves. Shelves are 3/4" thick. Shipped assembled in 1 carton.

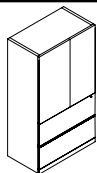
Required Specifications

Veneer Finish (doors)
Laminate Finish (top/body)
Handle Style*

Optional Specifications

Lock*
Veneer Top

STORAGE MODULES - 54" HIGH (FREESTANDING) MODEL# DIMENSIONS FREIGHT CLASS WT/LBS. CUBIC FT. VENEER/LAMINATE ALL VENEER



Two File Module w/Doors

	D x W x H						
D13D22H54	22 x 36 x 54	150	130	24	\$4739	\$5687	
D13D22W30H54	22 x 30 x 54	150	112	20	\$3508	\$4212	
D13H54	20 x 36 x 54	125	120	19	\$3721	\$4466	
D13W30H54	20 x 30 x 54	150	102	21	\$3365	\$4035	

Two lateral file drawers on bottom. Includes two adjustable shelves. Lower lock secures two file drawers. Optional lock available for upper storage. Front-to-back and side-to-side filing. **Not for stacking materials on lateral file drawer bottom.** Shipped assembled in 1 carton.



Two File Module w/Door - LEFT

D17D22H54L	22 x 16 x 54	100	110	13	\$2891	\$3468	
D17D20H54L	20 x 16 x 54	125	99	13	\$2629	\$3154	

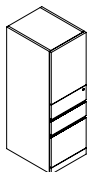
Two file drawers on bottom. Includes two adjustable shelves. Lower lock secures two file drawers. Optional lock available for upper storage. Handle is on the right, door opens to the left. Shipped assembled in 1 carton.



Two File Module w/Door - RIGHT

D17D22H54R	22 x 16 x 54	100	110	13	\$2891	\$3468	
D17D20H54R	20 x 16 x 54	125	99	13	\$2629	\$3154	

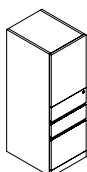
Two file drawers on bottom. Includes two adjustable shelves. Lower lock secures two file drawers. Optional lock available for upper storage. Handle is on the left, door opens to the right. Shipped assembled in 1 carton.



Box/Box/File Module w/Door - LEFT

D18D22H54L	22 x 16 x 54	125	71	10	\$2891	\$3468	
D18D20H54L	20 x 16 x 54	125	66	10	\$2629	\$3154	

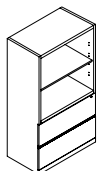
Two box drawers and one file drawer on bottom. Includes two adjustable shelves. Lower lock secures all drawers. Optional lock available for upper storage. Handle is on the **right**, door opens to the **left**. Shipped assembled in 1 carton.



Box/Box/File Module w/Door - RIGHT

D18D22H54R	22 x 16 x 54	125	71	10	\$2891	\$3468	
D18D20H54R	20 x 16 x 54	125	66	10	\$2629	\$3154	

Two box drawers and one file drawer on bottom. Includes two adjustable shelves. Lower lock secures all drawers. Optional lock available for upper storage. Handle is on the **left**, door opens to the **right**. Shipped assembled in 1 carton.



Two File Module w/Open Shelf

D12D22H54	22 x 36 x 54	150	130	24	\$3878	\$4656	
D12D22W30H54	22 x 30 x 54	150	112	20	\$3151	\$3780	
D12H54	20 x 36 x 54	125	120	19	\$3878	\$4656	
D12W30H54	20 x 30 x 54	150	102	21	\$3020	\$3627	

Two open veneer shelves and two lateral file drawers on bottom. Includes one adjustable shelf. Lock secures all drawers. Front-to-back and side-to-side filing. **Not for stacking materials on lateral file drawer bottom.** Shipped assembled in 1 carton.

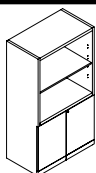
Required Specifications

Veneer Finish (doors, drawer fronts, open shelves)
Laminate Finish (top/body)
Handle Style

Optional Specifications

Additional Lock (storage compartments)
Veneer Top

STORAGE MODULES - 54" HIGH (FREESTANDING) MODEL# DIMENSIONS FREIGHT CLASS WT/LBS. CUBIC FT. VENEER/LAMINATE ALL VENEER

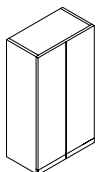


Storage Module w/Open Shelf

	D x W x H						
D22D22H54	22 x 36 x 54	150	130	24	\$2693	\$3233	
D22D22W30H54	22 x 30 x 54	150	112	20	\$2248	\$2698	
D22D20H54	20 x 36 x 54	150	120	24	\$2583	\$3100	
D22D20W30H54	20 x 30 x 54	150	102	20	\$2153	\$2585	

Two open veneer shelves and storage cabinet on bottom. Includes one adjustable shelf in upper compartment and one adjustable shelf in storage cabinet. Lock secures storage cabinet. Shipped assembled in 1 carton.


WARDROBE CABINETS - 54" HIGH MODEL# DIMENSIONS FREIGHT CLASS WT/LBS. CUBIC FT. VENEER/LAMINATE ALL VENEER



Wardrobe Cabinet*

D2D22H54	22 x 36 x 54	150	120	25	\$2867	\$3442	
D2D22W30H54	22 x 30 x 54	150	120	21	\$2853	\$3426	
D2D22W24H54	22 x 24 x 54	150	95	17	\$3485	\$4185	
D2H54	20 x 36 x 54	150	119	23	\$2709	\$3248	
D2W30H54	20 x 30 x 54	150	101	19	\$2647	\$3181	
D2W24H54	20 x 24 x 54	150	81	15	\$2599	\$3116	


Includes full length hanging rod and fixed hat shelf. Optional lock available. Shipped assembled in 1 carton.



Wardrobe Cabinet - LEFT*

D2D22W24H54L	22 x 24 x 54	150	90	17	\$2853	\$3426	
D2D22W18H54L	22 x 18 x 54	150	68	12	\$2301	\$2760	
D2D22W12H54L	22 x 12 x 54	150	45	8	\$2190	\$2629	
D2D20W24H54L	20 x 24 x 54	150	81	15	\$3168	\$3804	
D2D20W18H54L	20 x 18 x 54	150	61	11	\$2089	\$2506	
D2D20W12H54L	20 x 12 x 54	150	41	8	\$2435	\$2922	

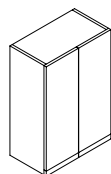
Includes full length hanging rod and fixed hat shelf. Handle is on the **right**, door opens to the **left**. Optional lock available. Shipped assembled in 1 carton.



Wardrobe Cabinet - RIGHT*

D2D22W24H54R	22 x 24 x 54	150	90	17	\$2853	\$3426	
D2D22W18H54R	22 x 18 x 54	150	68	12	\$2301	\$2760	
D2D22W12H54R	22 x 12 x 54	150	45	8	\$2190	\$2629	
D2D20W24H54R	20 x 24 x 54	150	81	15	\$3168	\$3804	
D2D20W18H54R	20 x 18 x 54	150	61	11	\$2089	\$2506	
D2D20W12H54R	20 x 12 x 54	150	41	8	\$2435	\$2922	

Includes full length hanging rod and fixed hat shelf. Handle is on the **left**, door opens to the **right**. Optional lock available. Shipped assembled in 1 carton.

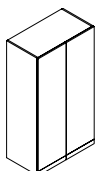


Wardrobe Cabinet/Shelving Combo*

D25D22H54	22 x 36 x 54	150	130	24	\$3166	\$3798	
D25D22W30H54	22 x 30 x 54	150	112	20	\$3109	\$3731	
D25D20H54	20 x 36 x 54	150	120	24	\$3034	\$3641	
D25D20W30H54	20 x 30 x 54	150	102	20	\$2985	\$3580	

Wardrobe compartment on **left** includes hanging rod and fixed hat shelf. Storage compartment on **right** includes three adjustable shelves. Optional lock available. Shipped assembled in 1 carton.

STORAGE MODULES - 66" HIGH (FREESTANDING) MODEL# DIMENSIONS FREIGHT CLASS WT/LBS. CUBIC FT. VENEER/LAMINATE ALL VENEER



Storage Cabinet w/Doors*

D1D22	22 x 36 x 66	100	259	30	\$3545	\$4252	
D1D22W30	22 x 30 x 66	100	259	25	\$3104	\$3724	
D1D22W24	22 x 24 x 66	125	173	22	\$2664	\$3197	
D1	20 x 36 x 66	100	245	28	\$3380	\$4053	
D1W30	20 x 30 x 66	100	202	23	\$2818	\$3381	
D1W24	20 x 24 x 66	125	163	18	\$2249	\$2699	

Includes four adjustable shelves. Optional lock available. Shipped assembled in 1 carton.

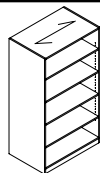
Required Specifications

Veneer Finish (doors, drawer fronts, open shelves)
Laminate Finish (top/body)
Handle Style

Optional Specifications

Lock*
Veneer Top

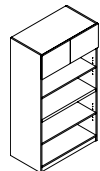
STORAGE MODULES - 66" HIGH (FREESTANDING)



Open Storage Cabinet

MODEL#	DIMENSIONS D x W x H	FREIGHT CLASS	WT/LBS.	CUBIC FT.	VENEER/LAMINATE	ALL VENEER
D7D24	24 x 36 x 66	100	281	33	\$3262	\$3915
D7D24W30	24 x 30 x 66	100	234	28	\$2853	\$3426
D7	20 x 36 x 66	100	234	28	\$2703	\$3244
D7W30	20 x 30 x 66	100	193	23	\$2372	\$2846

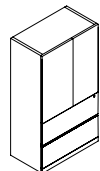
Includes one fixed and **four** adjustable veneer shelves. Shelves are 3/4" thick. Shipped assembled in 1 carton.



Open Storage Cabinet w/Doors*

D9D22	22 x 36 x 66	92.5	308	30	\$3052	\$3660
D9D22W30	22 x 30 x 66	92.5	257	25	\$2669	\$3205
D9	20 x 36 x 66	92.5	294	28	\$2904	\$3484
D9W30	20 x 30 x 66	92.5	243	23	\$2424	\$2908

Storage compartment with fixed shelf. One fixed and **two** adjustable veneer shelves. Fixed shelf is at 29" high. Shelves are 3/4" thick. Optional lock available for upper storage. Shipped assembled in 1 carton.



Two File Module w/Doors*

D13D22	22 x 36 x 66	92.5	313	30	\$4386	\$5264
D13D22W30	22 x 30 x 66	92.5	261	25	\$3843	\$4611
D13	20 x 36 x 66	92.5	299	28	\$4178	\$5015
D13W30	20 x 30 x 66	92.5	247	23	\$3484	\$4181

Two lateral file drawers on bottom. Includes **two** adjustable shelves. Lower lock secures two file drawers. Optional lock available for upper storage. Front-to-back and side-to-side filing. **Not for stacking materials on lateral file drawer bottom.** Shipped assembled in 1 carton.



Two File Module w/Door - LEFT*

D17D22L	22 x 16 x 66	125	91	13	\$3052	\$3660
D17D20L	20 x 16 x 66	125	83	12	\$2772	\$3326

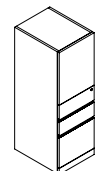
Two file drawers on bottom. Includes two adjustable shelves. Lower lock secures two file drawers. Optional lock available for upper storage. Handle is on the **right**, door opens to the **left**. Shipped assembled in 1 carton.



Two File Module w/Door - RIGHT*

D17D22R	22 x 16 x 66	125	91	13	\$3052	\$3660
D17D20R	20 x 16 x 66	125	83	12	\$2772	\$3326

Two file drawers on bottom. Includes two adjustable shelves. Lower lock secures two file drawers. Optional lock available for upper storage. Handle is on the **left**, door opens to the **right**. Shipped assembled in 1 carton.



Box/Box/File Module w/Door - LEFT*

D18D22L	22 x 16 x 66	125	91	13	\$3052	\$3660
D18D20L	20 x 16 x 66	125	83	12	\$2772	\$3326

Two box drawers and one file drawer on bottom. Includes two adjustable shelves. Lower lock secures all drawers. Optional lock available for upper storage. Handle is on the **right**, door opens to the **left**. Shipped assembled in 1 carton.

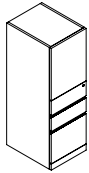
Required Specifications

Veneer Finish (doors, drawer fronts, open shelves)
Laminate Finish (top/body)
Handle Style

Optional Specifications

Lock*
Veneer Top

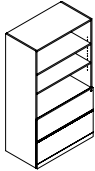
PERSONAL TOWERS - 66" HIGH (FREESTANDING) MODEL# DIMENSIONS FREIGHT CLASS WT/LBS. CUBIC FT. VENEER/LAMINATE ALL VENEER



Box/Box/File Module w/Door - RIGHT*

	D x W x H						
D18D22R	22 x 16 x 66	125	91	13	\$3052	\$3660	
D18D20R	20 x 16 x 66	125	83	12	\$2772	\$3326	

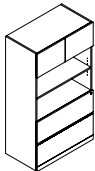
Two box drawers and one file drawer on bottom. Includes two adjustable shelves. Lower lock secures all drawers. Optional lock available for upper storage. Handle is on the left, door opens to the right. Shipped assembled in 1 carton.



Two File Module w/Open Shelves

D12D22	22 x 36 x 66	92.5	303	30	\$3850	\$4625	
D12D22W30	22 x 30 x 66	92.5	253	25	\$3372	\$4049	
D12	20 x 36 x 66	92.5	289	28	\$3666	\$4398	
D12W30	20 x 30 x 66	92.5	239	23	\$3058	\$3673	

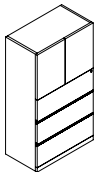
Three open veneer shelves and two lateral file drawers on bottom. Includes two adjustable shelves. Lock secures all drawers. Front-to-back and side-to-side filing. **Not for stacking materials on lateral file drawer bottom.** Shipped assembled in 1 carton.



Two File Module w/Doors* and Open Shelves

D10D22	22 x 36 x 66	92.5	308	30	\$4262	\$5116	
D10D22W30	22 x 30 x 66	92.5	257	25	\$3733	\$4478	
D10	20 x 36 x 66	92.5	294	28	\$4056	\$4870	
D10W30	20 x 30 x 66	92.5	243	23	\$3384	\$4059	

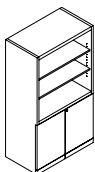
Storage compartment with fixed shelf. Two open veneer shelves and two lateral file drawers on bottom. Includes one adjustable shelf. Lock secures all drawers. Optional lock available for upper storage. Front-to-back and side-to-side filing. **Not for stacking materials on lateral file drawer bottom.** Shipped assembled in 1 carton.



Three File Module w/Doors*

D14D22	22 x 36 x 66	100	286	30	\$4717	\$5662	
D14D22W30	22 x 30 x 66	100	238	25	\$4132	\$4958	
D14	20 x 36 x 66	100	272	28	\$4495	\$5393	
D14W30	20 x 30 x 66	100	224	23	\$3743	\$4494	

Three lateral file drawers on bottom. Includes one adjustable shelf. Lock secures all drawers. Optional lock available for upper storage. Front-to-back and side-to-side filing. **Not for stacking materials on lateral file drawer bottom.** Shipped assembled in 1 carton.

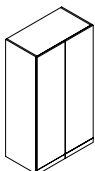


Storage Module w/Open Shelves

D22D22	22 x 36 x 66	100	275	30	\$3233	\$3877	
D22D22W30	22 x 30 x 66	100	243	25	\$2828	\$3394	
D22	20 x 36 x 66	100	278	28	\$3080	\$3695	
D22W30	20 x 30 x 66	100	229	23	\$2563	\$3078	

Three open veneer shelves and storage cabinet on bottom. Includes two adjustable shelves in upper compartment and one adjustable shelf in storage cabinet. Lock secures storage cabinet. Shipped assembled in 1 carton.

WARDROBE CABINETS - 66" HIGH (FREESTANDING) MODEL# DIMENSIONS FREIGHT CLASS WT/LBS. CUBIC FT. VENEER/LAMINATE ALL VENEER



Wardrobe Cabinet*

D2D22	22 x 36 x 66	100	259	30	\$3080	\$3695	
D2D22W30	22 x 30 x 66	100	216	30	\$2693	\$3233	
D2D22W24	22 x 24 x 66	100	198	22	\$2307	\$2769	
D2	20 x 36 x 66	100	245	28	\$2932	\$3521	
D2W30	20 x 30 x 66	100	202	23	\$2443	\$2931	
D2W24	20 x 24 x 66	125	163	18	\$1955	\$2347	

Includes full length hanging rod and fixed hat shelf. Optional lock available. Shipped assembled in 1 carton.

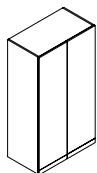
Required Specifications

Veneer Finish (doors, drawer fronts)
Laminate Finish (top/body)
Handle Style

Optional Specifications

Lock*
Veneer Top

WARDROBE CABINETS - 66" HIGH (FREESTANDING) MODEL# DIMENSIONS FREIGHT CLASS WT/LBS. CUBIC FT. VENEER/LAMINATE ALL VENEER

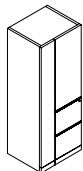


Wardrobe Cabinet/Shelving Combo*

	D x W x H						
D25D22	22 x 36 x 66	100	292	30	\$3977	\$4772	
D25D22W30	22 x 30 x 66	100	243	25	\$3480	\$4176	
D25D22W24	22 x 24 x 66	100	195	22	\$2981	\$3578	
D25	20 x 36 x 66	100	278	28	\$3784	\$4543	
D25W30	20 x 30 x 66	100	229	23	\$3157	\$3789	
D25W24	20 x 24 x 66	100	185	18	\$2526	\$3031	

Wardrobe compartment on **left** includes hanging rod and fixed hat shelf. Storage compartment on **right** includes three adjustable shelves. Optional lock available. Shipped assembled in 1 carton.

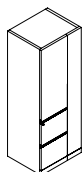
PERSONAL TOWERS - 66" HIGH (FREESTANDING) MODEL# DIMENSIONS FREIGHT CLASS WT/LBS. CUBIC FT. VENEER/LAMINATE ALL VENEER



Personal Tower - LEFT

D29D22W24L	22 x 24 x 66	125	141	20	\$4140	\$4971	
D29W24L	20 x 24 x 66	125	128	18	\$3924	\$4709	

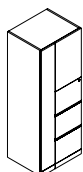
Two file drawers on bottom. Wardrobe compartment on **left** includes hanging rod. Storage compartment on **right** includes one adjustable shelf. Lower lock secures all drawers. Optional lock available for upper storage and wardrobe. Shipped assembled in 1 carton.



Personal Tower - RIGHT

D29D22W24R	22 x 24 x 66	125	141	20	\$4140	\$4971	
D29W24R	20 x 24 x 66	125	128	18	\$3924	\$4709	

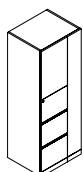
Two file drawers on bottom. Wardrobe compartment on **right** includes hanging rod. Storage compartment on **left** includes one adjustable shelf. Lower lock secures all drawers. Optional lock available for upper storage and wardrobe. Shipped assembled in 1 carton.



Personal Tower - LEFT

D27D22W24L	22 x 24 x 66	125	141	20	\$4710	\$5654	
D27W24L	20 x 24 x 66	125	128	18	\$4485	\$5382	

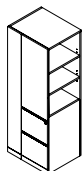
Three file drawers on bottom. Wardrobe compartment on **left** includes hanging rod. Storage compartment on **right** includes one adjustable shelf. Lower lock secures all drawers. Optional lock available for upper storage and wardrobe. Shipped assembled in 1 carton.



Personal Tower - RIGHT

D27D22W24R	22 x 24 x 66	125	141	20	\$4710	\$5654	
D27W24R	20 x 24 x 66	125	128	18	\$4485	\$5382	

Three file drawers on bottom. Wardrobe compartment on **right** includes hanging rod. Storage compartment on **left** includes one adjustable shelf. Lower lock secures all drawers. Optional lock available for upper storage and wardrobe. Shipped assembled in 1 carton.



Personal Tower w/Open Bookcase - LEFT

D30D22W24L	22 x 24 x 66	125	141	20	\$4140	\$4971	
D30W24L	20 x 24 x 66	125	128	18	\$3924	\$4709	

Two file drawers on bottom. Wardrobe compartment on **left** includes hanging rod. Storage compartment on **right** includes one adjustable shelf. Open bookcase on **right** includes two adjustable shelves. Lower lock secures all drawers. Optional lock available for wardrobe. Shipped assembled in 1 carton.

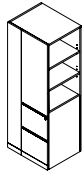
Required Specifications

Veneer Finish (doors, drawer fronts)
Laminate Finish (top/body)
Handle Style

Optional Specifications

Lock
Veneer Top

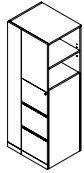
PERSONAL TOWERS - 66" HIGH (FREESTANDING) MODEL# DIMENSIONS FREIGHT CLASS WT/LBS. CUBIC FT. VENEER/LAMINATE ALL VENEER



Personal Tower w/Open Bookcase RIGHT*

	D x W x H						
D30D22W24R	22 x 24 x 66	125	141	20	\$4140	\$4971	
D30W24R	20 x 24 x 66	125	128	18	\$3924	\$4709	

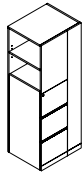
Two file drawers on bottom. Wardrobe compartment on **right** includes hanging rod. Storage compartment on **left** includes one adjustable shelf. Open bookcase on **left** includes two adjustable shelves. Lower lock secures all drawers. Optional lock available for wardrobe. Shipped assembled in 1 carton.



Personal Tower w/Open Bookcase LEFT*

D26D22W24L	22 x 24 x 66	125	141	20	\$5705	\$6845	
D26W24L	20 x 24 x 66	125	128	18	\$5434	\$6520	

Three file drawers on bottom. Wardrobe compartment on **left** includes hanging rod. Storage compartment on **right** includes one adjustable shelf. Open bookcase on **right** includes one adjustable shelf. Lower lock secures all drawers. Optional lock available for wardrobe. Shipped assembled in 1 carton.

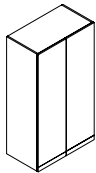


Personal Tower w/Open Bookcase RIGHT*

D26D22W24R	22 x 24 x 66	125	141	20	\$5705	\$6845	
D26W24R	20 x 24 x 66	125	128	18	\$5434	\$6520	

Three file drawers on bottom. Wardrobe compartment on **right** includes hanging rod. Storage compartment on **left** includes one adjustable shelf. Open bookcase on **left** includes one adjustable shelf. Lower lock secures all drawers. Optional lock available for wardrobe. Shipped assembled in 1 carton.

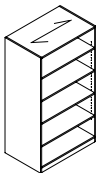
STORAGE MODULES - 72" HIGH (FREESTANDING) MODEL# DIMENSIONS FREIGHT CLASS WT/LBS. CUBIC FT. VENEER/LAMINATE ALL VENEER



Storage Cabinet w/Doors*

D1D22H72	22 x 36 x 72	100	283	33	\$3870	\$4643	
D1D22W30H72	22 x 30 x 72	100	283	28	\$3384	\$4059	
D1D22W24H72	22 x 24 x 72	125	255	24	\$2902	\$3482	
D1H72	20 x 36 x 72	100	269	30	\$3686	\$4422	
D1W30H72	20 x 30 x 72	100	233	25	\$3070	\$3684	
D1W24H72	20 x 24 x 72	125	179	20	\$2457	\$2949	

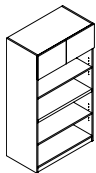
Includes four adjustable shelves. Optional lock available. Shipped assembled in 1 carton.



Open Storage Cabinet

D7D24H72	24 x 36 x 72	100	306	36	\$3559	\$4271	
D7D24W30H72	24 x 30 x 72	100	255	30	\$3113	\$3738	
D7H72	20 x 36 x 72	100	257	30	\$2951	\$3543	
D7W30H72	20 x 30 x 72	100	223	25	\$2459	\$2952	

Includes one fixed and **four** adjustable veneer shelves. Shelves are ¾" thick. Shipped assembled in 1 carton.



Open Storage Cabinet w/Doors*

D9D22H72	22 x 36 x 72	92.5	336	33	\$3326	\$3993	
D9D22W30H72	22 x 30 x 72	92.5	294	28	\$2910	\$3495	
D9H72	20 x 36 x 72	92.5	322	30	\$3166	\$3798	
D9W30H72	20 x 30 x 72	92.5	280	25	\$2642	\$3168	

Storage compartment with fixed shelf. One fixed and **two** adjustable veneer shelves. Fixed shelf is at 29" high. Shelves are ¾" thick. Optional lock available on upper storage. Shipped assembled in 1 carton.

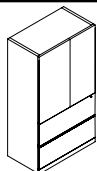
Required Specifications

Veneer Finish (doors, drawer fronts, open shelves)
Laminate Finish (top/body)
Handle Style

Optional Specifications

Lock*
Veneer Top

STORAGE MODULES - 72" HIGH (FREESTANDING) MODEL# DIMENSIONS FREIGHT CLASS WT/LBS. CUBIC FT. VENEER/LAMINATE ALL VENEER



Two File Module w/Doors*

	D x W x H						
D13D22H72	22 x 36 x 72	92.5	341	33	\$4789	\$5747	
D13D22W30H72	22 x 30 x 72	125	299	28	\$4188	\$5024	
D13H72	20 x 36 x 72	92.5	327	30	\$4560	\$5470	
D13W30H72	20 x 30 x 72	92.5	285	25	\$3798	\$4560	

Two lateral file drawers on bottom. Includes **two** adjustable shelves. Lower lock secures two file drawers. Optional lock available on upper storage. Front-to-back and side-to-side filing. **Not for stacking materials on lateral file drawer bottom.** Shipped assembled in 1 carton.



Two File Module w/Door - LEFT*

D17D22H72L	22 x 16 x 72	125	99	15	\$3333	\$4001	
D17D20H72L	20 x 16 x 72	125	90	13	\$3029	\$3634	

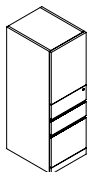
Two file drawers on bottom. Includes two adjustable shelves. Lower lock secures two file drawers. Optional lock available on upper storage. Handle is on the **right**, door opens to the **left**. Shipped assembled in 1 carton.



Two File Module w/Door - RIGHT*

D17D22H72R	22 x 16 x 72	125	99	15	\$3333	\$4001	
D17D20H72R	20 x 16 x 72	125	90	13	\$3029	\$3634	

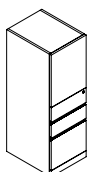
Two file drawers on bottom. Includes two adjustable shelves. Lower lock secures two file drawers. Optional lock available on upper storage. Handle is on the **left**, door opens to the **right**. Shipped assembled in 1 carton.



Box/Box/File Module w/Door - LEFT*

D18D22H72L	22 x 16 x 72	125	99	15	\$3333	\$4001	
D18D20H72L	20 x 16 x 72	125	90	13	\$3029	\$3634	

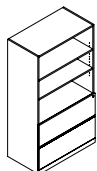
Two box drawers and one file drawer on bottom. Includes two adjustable shelves. Lower lock secures all drawers. Optional lock available on upper storage. Handle is on the **right**, door opens to the **left**. Shipped assembled in 1 carton.



Box/Box/File Module w/Door - RIGHT*

D18D22H72R	22 x 16 x 72	125	99	15	\$3333	\$4001	
D18D20H72R	20 x 16 x 72	125	90	13	\$3029	\$3634	

Two box drawers and one file drawer on bottom. Includes two adjustable shelves. Lower lock secures all drawers. Optional lock available on upper storage. Handle is on the **left**, door opens to the **right**. Shipped assembled in 1 carton.



Two File Module w/Open Shelves

D12D22H72	22 x 36 x 72	92.5	331	33	\$4204	\$5044	
D12D22W30H72	22 x 30 x 72	92.5	289	28	\$3678	\$4413	
D12H72	20 x 36 x 72	92.5	317	30	\$4002	\$4802	
D12W30H72	20 x 30 x 72	92.5	275	25	\$3502	\$4202	

Three open veneer shelves and two lateral file drawers on bottom. Includes two adjustable shelves. Lock secures all drawers. Front-to-back and side-to-side filing. **Not for stacking materials on lateral file drawer bottom.** Shipped assembled in 1 carton.

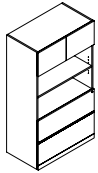
Required Specifications

Veneer Finish (doors, drawer fronts, open shelves)
Laminate Finish (top/body)
Handle Style

Optional Specifications

Lock*
Veneer Top

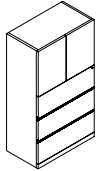
STORAGE MODULES - 72" HIGH (FREESTANDING) MODEL# DIMENSIONS FREIGHT CLASS WT/LBS. CUBIC FT. VENEER/LAMINATE ALL VENEER



Two File Module w/Doors* and Open Shelves

	D x W x H						
D10D22H72	22 x 36 x 72	92.5	336	33	\$4649	\$5579	
D10D22W30H72	22 x 30 x 72	92.5	294	28	\$4069	\$4881	
D10H72	20 x 36 x 72	92.5	322	30	\$4425	\$5311	
D10W30H72	20 x 30 x 72	92.5	280	25	\$3689	\$4426	

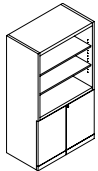
Storage compartment with fixed shelf. Two open veneer shelves and two lateral file drawers on bottom. Includes one adjustable shelf. Lower lock secures all drawers. Optional lock available on upper storage. Front-to-back and side-to-side filing. **Not for stacking materials on lateral file drawer bottom.** Shipped assembled in 1 carton.



Three File Module w/Doors*

D14D22H72	22 x 36 x 72	100	312	33	\$5147	\$6174
D14D22W30H72	22 x 30 x 72	100	273	28	\$4503	\$5405
D14H72	20 x 36 x 72	100	298	30	\$4899	\$5881
D14W30H72	20 x 30 x 72	92.5	259	25	\$4085	\$4901

Three lateral file drawers on bottom. Includes one adjustable shelf. Lower lock secures all drawers. Optional lock available on upper storage. Front-to-back and side-to-side filing. **Not for stacking materials on lateral file drawer bottom.**

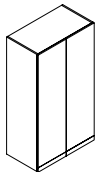


Storage Module w/Open Shelves

D22D22H72	22 x 36 x 72	100	300	33	\$3529	\$4233
D22D22W30H72	22 x 30 x 72	100	279	28	\$3088	\$3706
D22H72	20 x 36 x 72	100	305	30	\$3354	\$4026
D22W30H72	20 x 30 x 72	100	265	25	\$2798	\$3358

Three open veneer shelves and storage cabinet on bottom. Includes two adjustable shelves in upper compartment and one adjustable shelf in storage cabinet. Lower lock secures storage cabinet. Optional lock available on upper storage. Shipped assembled in 1 carton.

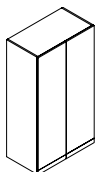
WARDROBE CABINETS - 72" HIGH (FREESTANDING) MODEL# DIMENSIONS FREIGHT CLASS WT/LBS. CUBIC FT. VENEER/LAMINATE ALL VENEER



Wardrobe Cabinet*

D2D22H72	22 x 36 x 72	100	283	33	\$3354	\$4026
D2D22W30H72	22 x 30 x 72	100	247	33	\$2936	\$3525
D2D22W24H72	22 x 24 x 72	125	216	24	\$2494	\$2992
D2H72	20 x 36 x 72	100	269	30	\$3197	\$3838
D2W30H72	20 x 30 x 72	100	233	25	\$2664	\$3197
D2W24H72	20 x 24 x 72	125	179	20	\$2132	\$2559

Includes full length hanging rod and fixed hat shelf. Optional lock available. Shipped assembled in 1 carton.

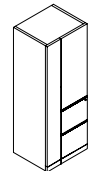


Wardrobe Cabinet/ Shelving Combo*

D25D22H72	22 x 36 x 72	100	319	33	\$4339	\$5206
D25D22W30H72	22 x 30 x 72	100	279	28	\$3794	\$4552
D25D22W24H72	22 x 24 x 72	100	213	24	\$3253	\$3902
D25H72	20 x 36 x 72	92.5	305	30	\$5053	\$6061
D25W30H72	20 x 30 x 72	92.5	265	25	\$3447	\$4134
D25W24H72	20 x 24 x 72	100	203	20	\$2757	\$3306

Wardrobe compartment on **left** includes hanging rod and fixed hat shelf. Storage compartment on **right** includes three adjustable shelves. Optional lock available. Shipped assembled in 1 carton.

PERSONAL TOWERS - 72" HIGH (FREESTANDING) MODEL# DIMENSIONS FREIGHT CLASS WT/LBS. CUBIC FT. VENEER/LAMINATE ALL VENEER



Personal Tower - LEFT*

D29D22W24H72L	22 x 24 x 72	125	154	22	\$4566	\$5477
D29W24H72L	20 x 24 x 72	125	140	20	\$5283	\$6338

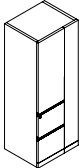
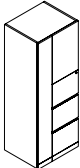
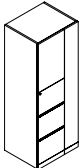
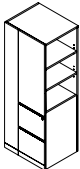
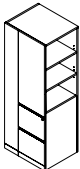
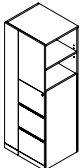
Two file drawers on bottom. Wardrobe compartment on **left** includes hanging rod. Storage compartment on **right** includes one adjustable shelf. Lower lock secures all drawers. Optional lock available on upper storage and wardrobe. Shipped assembled in 1 carton.

Required Specifications

Veneer Finish (doors, drawer fronts, open shelves)
Laminate Finish (top/body)
Handle Style

Optional Specifications

Lock*
Veneer Top

PERSONAL TOWERS - 72" HIGH (FREESTANDING)	MODEL#	DIMENSIONS	FREIGHT CLASS	WT/LBS.	CUBIC FT.	VENEER/LAMINATE	ALL VENEER
 <p>Personal Tower - RIGHT*</p>		D x W x H					
	D29D22W24H72R	22 x 24 x 72	125	154	22	\$4566	\$5477
	D29W24H72R	20 x 24 x 72	125	140	20	\$4323	\$5188
<p>Two file drawers on bottom. Wardrobe compartment on right includes hanging rod. Storage compartment on left includes one adjustable shelf. Lower lock secures all drawers. Optional lock available on upper storage and wardrobe. Shipped assembled in 1 carton.</p>							
 <p>Personal Tower - LEFT*</p>							
	D27D22W24H72L	22 x 24 x 72	125	154	22	\$5136	\$6165
	D27W24H72L	20 x 24 x 72	125	140	20	\$4894	\$5873
<p>Three file drawers on bottom. Wardrobe compartment on left includes hanging rod. Storage compartment on right includes one adjustable shelf. Lower lock secures all drawers. Optional lock available on upper storage and wardrobe. Shipped assembled in 1 carton.</p>							
 <p>Personal Tower - RIGHT*</p>							
	D27D22W24H72R	22 x 24 x 72	125	154	22	\$5136	\$6165
	D27W24H72R	20 x 24 x 72	125	140	20	\$4894	\$5873
<p>Three file drawers on bottom. Wardrobe compartment on right includes hanging rod. Storage compartment on left includes one adjustable shelf. Lower lock secures all drawers. Optional lock available on upper storage and wardrobe. Shipped assembled in 1 carton.</p>							
 <p>Personal Tower w/Open Bookcase - LEFT</p>							
	D30D22W24H72L	22 x 24 x 72	125	154	22	\$4566	\$5477
	D30W24H72L	20 x 24 x 72	125	140	20	\$4323	\$5188
<p>Two file drawers on bottom. Wardrobe compartment on left includes hanging rod. Storage compartment on right includes one adjustable shelf. Open bookcase on right includes two adjustable shelves. Lower lock secures all drawers. Shipped assembled in 1 carton.</p>							
 <p>Personal Tower w/Open Bookcase - RIGHT</p>							
	D30D22W24H72R	22 x 24 x 72	125	154	22	\$4566	\$5477
	D30W24H72R	20 x 24 x 72	125	140	20	\$4323	\$5188
<p>Two file drawers on bottom. Wardrobe compartment on right includes hanging rod. Storage compartment on left includes one adjustable shelf. Open bookcase on left includes two adjustable shelves. Lower lock secures all drawers. Shipped assembled in 1 carton.</p>							
 <p>Personal Tower w/Open Bookcase - LEFT</p>							
	D26D22W24H72L	22 x 24 x 72	125	154	22	\$5089	\$6106
	D26W24H72L	20 x 24 x 72	125	140	20	\$5924	\$7109
<p>Three file drawers on bottom. Wardrobe compartment on left includes hanging rod. Storage compartment on right includes one adjustable shelf. Open bookcase on right includes one adjustable shelf. Lower lock secures all drawers. Shipped assembled in 1 carton.</p>							

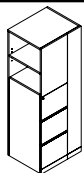
Required Specifications

Veneer Finish (doors, drawer fronts, open shelves)
 Laminate Finish (top/body)
 Handle Style

Optional Specifications

Lock*
 Veneer Top

PERSONAL TOWERS - 72" HIGH (FREESTANDING) MODEL# DIMENSIONS FREIGHT CLASS WT./LBS. CUBIC FT. VENEER/LAMINATE ALL VENEER

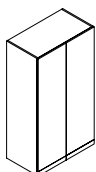


Personal Tower w/Open Bookcase RIGHT*

	D x W x H						
D26D22W24H72R	22 x 24 x 72	125	154	22	\$5089	\$6106	
D26W24H72R	20 x 24 x 72	125	140	20	\$5924	\$7109	

Three file drawers on bottom. Wardrobe compartment on **right** includes hanging rod. Storage compartment on **left** includes one adjustable shelf. Open bookcase on **left** includes one adjustable shelf. Lower lock secures all drawers. Optional lock available on wardrobe. Shipped assembled in 1 carton.

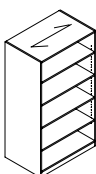
STORAGE MODULES - 84" HIGH (FREESTANDING) MODEL# DIMENSIONS FREIGHT CLASS WT./LBS. CUBIC FT. VENEER/LAMINATE ALL VENEER



Storage Cabinet w/Doors*

D1D22H84	22 x 36 x 84	125	304	42	\$4470	\$5364	
D1D22W30H84	22 x 30 x 84	100	304	35	\$3908	\$4691	
D1D22W24H84	22 x 24 x 84	92.5	320	28	\$3347	\$4016	
D1H84	20 x 36 x 84	100	297	35	\$4259	\$5108	
D1W30H84	20 x 30 x 84	100	257	29	\$3545	\$4252	
D1W24H84	20 x 24 x 84	100	198	23	\$2840	\$3405	

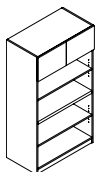
Includes four adjustable shelves. Optional lock available. Shipped assembled in 1 carton.



Open Storage Cabinet

D7D24H84	24 x 36 x 84	125	331	43	\$4151	\$4978	
D7D24W30H84	24 x 30 x 84	125	280	36	\$3632	\$4362	
D7H84	20 x 36 x 84	100	282	35	\$3627	\$4350	
D7W30H84	20 x 30 x 84	100	248	29	\$3020	\$3627	

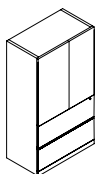
Includes one fixed and **four** adjustable veneer shelves. Shelves are 3/4" thick. Shipped assembled in 1 carton.



Open Storage Cabinet w/Doors*

D9D22H84	22 x 36 x 84	92.5	364	36	\$3878	\$4656	
D9D22W30H84	22 x 30 x 84	92.5	330	31	\$3400	\$4081	
D9H84	20 x 36 x 84	92.5	348	33	\$3690	\$4427	
D9W30H84	20 x 30 x 84	92.5	317	28	\$3079	\$3694	

Storage compartment with fixed shelf. One fixed and **two** adjustable veneer shelves. Fixed shelf is at 29" high. Shelves are 3/4" thick. Optional lock available on upper storage. Shipped assembled in 1 carton.



Two File Module w/Doors*

D13D22H84	22 x 36 x 84	92.5	364	36	\$5533	\$6640	
D13D22W30H84	22 x 30 x 84	92.5	330	31	\$4842	\$5810	
D13H84	20 x 36 x 84	92.5	365	35	\$5265	\$6317	
D13W30H84	20 x 30 x 84	92.5	305	29	\$4807	\$5764	

Two lateral file drawers on bottom. Includes **two** adjustable shelves. Lower lock secures two file drawers. Optional lock available on upper storage. Front-to-back and side-to-side filing. **Not for stacking materials on lateral file drawer bottom.** Shipped assembled in 1 carton.



Two File Module w/Door - LEFT*

D17D22H84L	22 x 16 x 84	125	116	17	\$3999	\$4795	
D17D20H84L	20 x 16 x 84	125	105	15	\$3632	\$4362	

Two file drawers on bottom. Includes two adjustable shelves. Lower lock secures two file drawers. Optional lock available on upper storage. Handle is on the **right**, door opens to the **left**. Shipped assembled in 1 carton.

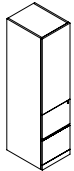
Required Specifications

Veneer Finish (doors, drawer fronts, open shelves)
Laminate Finish (top/body)
Handle Style

Optional Specifications

Lock*
Veneer Top

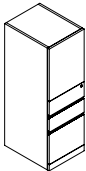
STORAGE MODULES - 84" HIGH (FREESTANDING) MODEL# DIMENSIONS FREIGHT CLASS WT/LBS. CUBIC FT. VENEER/LAMINATE ALL VENEER



Two File Module w/Door - RIGHT

	D x W x H						
D17D22H84R	22 x 16 x 84	125	116	17	\$3999	\$4795	
D17D20H84R	20 x 16 x 84	125	105	15	\$3632	\$4362	

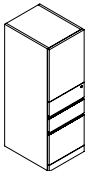
Two file drawers on bottom. Includes two adjustable shelves. Lower lock secures two file drawers. Handle is on the **left**, door opens to the **right**. Shipped assembled in 1 carton.



Box/Box/File Module w/Door - LEFT

D18D22H84L	22 x 16 x 84	125	116	17	\$3999	\$4795	
D18D20H84L	20 x 16 x 84	125	105	15	\$3632	\$4362	

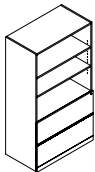
Two box drawers and one file drawer on bottom. Includes two adjustable shelves. Lower lock secures all drawers. Handle is on the **right**, door opens to the **left**. Shipped assembled in 1 carton.



Box/Box/File Module w/Door - RIGHT

D18D22H84R	22 x 16 x 84	125	116	17	\$3999	\$4795	
D18D20H84R	20 x 16 x 84	125	105	15	\$3632	\$4362	

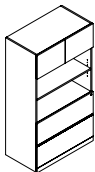
Two box drawers and one file drawer on bottom. Includes two adjustable shelves. Lower lock secures all drawers. Handle is on the **left**, door opens to the **right**. Shipped assembled in 1 carton.



Two File Module w/Open Shelves

D12D22H84	22 x 36 x 84	92.5	364	36	\$4858	\$5828	
D12D22W30H84	22 x 30 x 84	92.5	330	31	\$4252	\$5103	
D12H84	20 x 36 x 84	92.5	348	33	\$4675	\$5608	
D12W30H84	20 x 30 x 84	92.5	317	28	\$4049	\$4858	

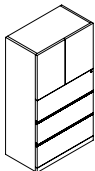
Three open veneer shelves and two lateral file drawers on bottom. Includes two adjustable shelves. Lock secures all drawers. Front-to-back and side-to-side filing. **Not for stacking materials on lateral file drawer bottom**. Shipped assembled in 1 carton.



Two File Module w/Doors and Open Shelves

D10D22H84	22 x 36 x 84	92.5	364	36	\$5373	\$6449	
D10D22W30H84	22 x 30 x 84	92.5	330	31	\$4706	\$5646	
D10H84	20 x 36 x 84	92.5	348	33	\$5118	\$6141	
D10W30H84	20 x 30 x 84	92.5	317	28	\$4268	\$5120	

Storage compartment with fixed shelf. Two open veneer shelves and two lateral file drawers on bottom. Includes one adjustable shelf. Lock secures all drawers. Front-to-back and side-to-side filing. **Not for stacking materials on lateral file drawer bottom**. Shipped assembled in 1 carton.



Three File Module w/Doors

D14D22H84	22 x 36 x 84	100	340	42	\$5970	\$7166	
D14D22W30H84	22 x 30 x 84	100	308	35	\$5206	\$6249	
D14H84	20 x 36 x 84	100	330	35	\$5665	\$6799	
D14W30H84	20 x 30 x 84	92.5	298	29	\$4725	\$5667	

Three lateral file drawers on bottom. Includes one adjustable shelf. Lock secures all drawers. Front-to-back and side-to-side filing. **Not for stacking materials on lateral file drawer bottom**. Shipped assembled in 1 carton.

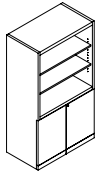
Required Specifications

Veneer Finish (doors, drawer fronts, open shelves)
Laminate Finish (top/body)
Handle Style

Optional Specifications

Additional Lock (storage compartments)
Veneer Top

STORAGE MODULES - 84" HIGH (FREESTANDING) MODEL# DIMENSIONS FREIGHT CLASS WT./LBS. CUBIC FT. VENEER/LAMINATE ALL VENEER

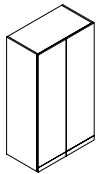


Storage Module w/Open Shelves

	D x W x H						
D22D22H84	22 x 36 x 84	125	325	42	\$4076	\$4891	
D22D22W30H84	22 x 30 x 84	100	304	35	\$3565	\$4281	
D22H84	20 x 36 x 84	100	327	33	\$3878	\$4656	
D22W30H84	20 x 30 x 84	92.5	301	28	\$3239	\$3888	

Three open veneer shelves and storage cabinet on bottom. Includes two adjustable shelves in upper compartment and one adjustable shelf in storage cabinet. Lock secures storage cabinet.

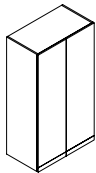
WARDROBE CABINETS - 84" HIGH (FREESTANDING) MODEL# DIMENSIONS FREIGHT CLASS WT./LBS. CUBIC FT. VENEER/LAMINATE ALL VENEER



Wardrobe Cabinet*

D2D22H84	22 x 36 x 84	125	307	42	\$3878	\$4656	
D2D22W30H84	22 x 30 x 84	125	260	42	\$3400	\$4081	
D2D22W24H84	22 x 24 x 84	100	242	28	\$2910	\$3495	
D2H84	20 x 36 x 84	100	297	35	\$3690	\$4427	
D2W30H84	20 x 30 x 84	100	257	29	\$3079	\$3694	
D2W24H84	20 x 24 x 84	100	198	23	\$2466	\$2958	

Includes full length hanging rod and fixed hat shelf. Optional lock available. Shipped assembled in 1 carton.

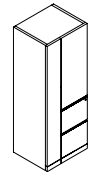


Wardrobe Cabinet/Shelving Combo*

D25D22H84	22 x 36 x 84	100	348	42	\$5019	\$6020	
D25D22W30H84	22 x 30 x 84	100	307	35	\$4382	\$5259	
D25D22W24H84	22 x 24 x 84	100	254	28	\$3757	\$4507	
D25H84	20 x 36 x 84	100	330	35	\$4776	\$5731	
D25W30H84	20 x 30 x 84	92.5	300	29	\$3981	\$4778	
D25W24H84	20 x 24 x 84	92.5	235	23	\$3190	\$3825	

Wardrobe compartment on **left** includes hanging rod and fixed hat shelf. Storage compartment on **right** includes three adjustable shelves. Optional lock available. Shipped assembled in 1 carton.

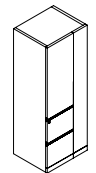
PERSONAL TOWERS - 84" HIGH (FREESTANDING) MODEL# DIMENSIONS FREIGHT CLASS WT./LBS. CUBIC FT. VENEER/LAMINATE ALL VENEER



Personal Tower - LEFT*

D29D22W24H84L	22 x 24 x 84	125	167	24	\$5417	\$6498	
D29W24H84L	20 x 24 x 84	125	152	22	\$5132	\$6158	

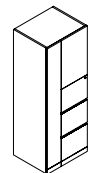
Two file drawers on bottom. Wardrobe compartment on **left** includes hanging rod. Storage compartment on **right** includes one adjustable shelf. Lower lock secures all drawers. Optional lock available on upper storage and wardrobe. Shipped assembled in 1 carton.



Personal Tower - RIGHT*

D29D22W24H84R	22 x 24 x 84	125	167	24	\$5417	\$6498	
D29W24H84R	20 x 24 x 84	125	152	22	\$5132	\$6158	

Two file drawers on bottom. Wardrobe compartment on **right** includes hanging rod. Storage compartment on **left** includes one adjustable shelf. Lower lock secures all drawers. Optional lock available on upper storage and wardrobe. Shipped assembled in 1 carton.



Personal Tower - LEFT*

D27D22W24H84L	22 x 24 x 84	125	167	24	\$7258	\$8712	
D27W24H84L	20 x 24 x 84	125	152	22	\$6910	\$8293	

Three file drawers on bottom. Wardrobe compartment on **left** includes hanging rod. Storage compartment on **right** includes one adjustable shelf. Lower lock secures all drawers. Optional lock available on upper storage and wardrobe. Shipped assembled in 1 carton.

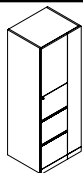
Required Specifications

Veneer Finish (doors, drawer fronts, open shelves)
Laminate Finish (top/body)
Handle Style

Optional Specifications

Lock*
Veneer Top

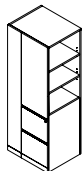
PERSONAL TOWERS - 84" HIGH (FREESTANDING) MODEL# DIMENSIONS FREIGHT CLASS WT/LBS. CUBIC FT. VENEER/LAMINATE ALL VENEER



Personal Tower - RIGHT

	D x W x H						
D27D22W24H84R	22 x 24 x 84	125	167	24	\$7258	\$8712	
D27W24H84R	20 x 24 x 84	125	152	22	\$6910	\$8293	

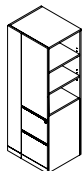
Three file drawers on bottom. Wardrobe compartment on **right** includes hanging rod. Storage compartment on **left** includes one adjustable shelf. Lower lock secures all drawers. Optional lock available on upper storage and wardrobe. Shipped assembled in 1 carton.



Personal Tower w/Open Bookcase - LEFT

D30D22W24H84L	22 x 24 x 84	125	167	24	\$5417	\$6498	
D30W24H84L	20 x 24 x 84	125	152	22	\$5132	\$6158	

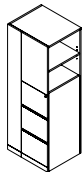
Two file drawers on bottom. Wardrobe compartment on **left** includes hanging rod. Storage compartment on **right** includes one adjustable shelf. Open bookcase on **right** includes two adjustable shelves. Lower lock secures all drawers. Optional lock available on wardrobe. Shipped assembled in 1 carton.



Personal Tower w/Open Bookcase - RIGHT

D30D22W24H84R	22 x 24 x 84	125	167	24	\$5417	\$6498	
D30W24H84R	20 x 24 x 84	125	152	22	\$5132	\$6158	

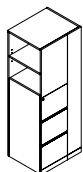
Two file drawers on bottom. Wardrobe compartment on **right** includes hanging rod. Storage compartment on **left** includes one adjustable shelf. Open bookcase on **left** includes two adjustable shelves. Lower lock secures all drawers. Optional lock available on wardrobe. Shipped assembled in 1 carton.



Personal Tower w/Open Bookcase - LEFT

D26D22W24H84L	22 x 24 x 84	125	167	24	\$7258	\$8712	
D26W24H84L	20 x 24 x 84	125	152	22	\$6910	\$8293	

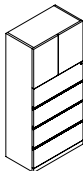
Three file drawers on bottom. Wardrobe compartment on **left** includes hanging rod. Storage compartment on **right** includes one adjustable shelf. Open bookcase on **right** includes one adjustable shelf. Lower lock secures all drawers. Optional lock available on wardrobe. Shipped assembled in 1 carton.



Personal Tower w/Open Bookcase - RIGHT

D26D22W24H84R	22 x 24 x 84	125	167	24	\$7258	\$8712	
D26W24H84R	20 x 24 x 84	125	152	22	\$6910	\$8293	

Three file drawers on bottom. Wardrobe compartment on **right** includes hanging rod. Storage compartment on **left** includes one adjustable shelf. Open bookcase on **left** includes one adjustable shelf. Lower lock secures all drawers. Optional lock available on wardrobe. Shipped assembled in 1 carton.



Four File Module w/Doors

D6W30H84	20 x 30 x 84	85	351	29	\$5757	\$6906	
----------	--------------	----	-----	----	---------------	---------------	--

Four lateral file drawers on bottom. Includes one adjustable shelf. Lock secures all drawers. Optional lock available on upper storage. Front-to-back and side-to-side filing. **Not for stacking materials on lateral file drawer bottom.** Shipped assembled in 1 carton.

Required Specifications

Veneer Finish (doors, drawer fronts, open shelves)
Laminate Finish (top/body)
Handle Style

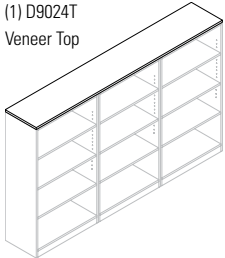
Optional Specifications

Lock*
Veneer Top

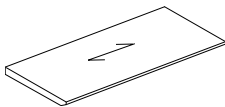
TOPS FOR STORAGE MODELS	MODEL#	DIMENSIONS	FREIGHT CLASS	WT./LBS.	CUBIC FT.	VENEER/LAMINATE	ALL VENEER
		D x W x H					
	D12024T	24 x 120 x 1	60	115	2	N/A	\$2453
	D11824T	24 x 118 x 1	60	109	2	N/A	\$2416
	D11624T	24 x 116 x 1	60	107	2	N/A	\$2381
	D11424T	24 x 114 x 1	60	105	2	N/A	\$2350
	D11224T	24 x 112 x 1	60	103	2	N/A	\$2292
	D11024T	24 x 110 x 1	60	102	2	N/A	\$2248
	D10824T	24 x 108 x 1	60	100	2	N/A	\$2206
	D10624T	24 x 106 x 1	60	98	2	N/A	\$2167
	D10424T	24 x 104 x 1	60	96	2	N/A	\$2124
	D10224T	24 x 102 x 1	60	94	2	N/A	\$2089
	D10024T	24 x 100 x 1	60	92	2	N/A	\$2044
	D9824T	24 x 98 x 1	60	90	2	N/A	\$2002
	D9624T	24 x 96 x 1	60	88	2	N/A	\$1963
	D9424T	24 x 94 x 1	60	86	2	N/A	\$1921
	D9224T	24 x 92 x 1	60	85	2	N/A	\$1883
	D9024T	24 x 90 x 1	60	83	2	N/A	\$1842
	D8824T	24 x 88 x 1	60	81	2	N/A	\$1804
	D8624T	24 x 86 x 1	60	80	2	N/A	\$1760
	D8424T	24 x 84 x 1	60	78	2	N/A	\$1716
	D8224T	24 x 82 x 1	60	75	2	N/A	\$1678
	D8024T	24 x 80 x 1	60	74	2	N/A	\$1638
	D7824T	24 x 78 x 1	60	72	2	N/A	\$1615
	D7624T	24 x 76 x 1	60	70	2	N/A	\$1558
	D7424T	24 x 74 x 1	60	69	2	N/A	\$1518
	D7224T	24 x 72 x 1	60	66	2	N/A	\$1477
	D7024T	24 x 70 x 1	60	64	2	N/A	\$1433
	D6824T	24 x 68 x 1	60	62	2	N/A	\$1399
	D6624T	24 x 66 x 1	60	61	2	N/A	\$1353
	D6424T	24 x 64 x 1	60	59	1	N/A	\$1308
	D6224T	24 x 62 x 1	60	57	1	N/A	\$1272
	D6024T	24 x 60 x 1	60	55	1	N/A	\$1227
	D5824T	24 x 58 x 1	60	54	1	N/A	\$1184
	D5624T	24 x 56 x 1	60	52	1	N/A	\$1148
	D5424T	24 x 54 x 1	60	50	1	N/A	\$1106
	D5224T	24 x 52 x 1	60	48	1	N/A	\$1067
	D5024T	24 x 50 x 1	60	46	1	N/A	\$1024
	D4824T	24 x 48 x 1	60	44	1	N/A	\$981
	D4224T	24 x 42 x 1	60	39	1	N/A	\$953
	D4024T	24 x 40 x 1	60	37	1	N/A	\$909
	D3824T	24 x 38 x 1	60	35	1	N/A	\$864
	D3624T	24 x 36 x 1	60	33	1	N/A	\$813
	D3424T	24 x 34 x 1	60	31	1	N/A	\$761
	D3224T	24 x 32 x 1	65	29	1	N/A	\$719
	D3024T	24 x 30 x 1	65	28	1	N/A	\$616
	D2424T	24 x 24 x 1	65	23	1	N/A	\$616
	D1824T	24 x 18 x 1	70	17	1	N/A	\$448
	D1624T	24 x 16 x 1	70	15	1	N/A	\$434
	D1224T	24 x 12 x 1	92.5	11	1	N/A	\$325

EXAMPLE:

(1) D9024T
Veneer Top



(3) D7D22W30H48 - Open Storage Cabinet



Tops - 24" Deep

For use with 22" deep units. Tops are 1" thick.

- **This is an OPTION for Storage Modules, Wardrobe Cabinets and Personal Towers.**
Specify a Veneer Top from the listing above (either a single model or straight run).

Required Specifications

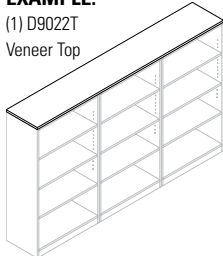
Veneer finish

TOPS FOR STORAGE MODELS

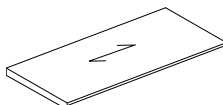
MODEL#	DIMENSIONS	FREIGHT CLASS	WT/LBS.	CUBIC FT.	VENEER/LAMINATE	ALL VENEER
D x W x H						
D12022T	22 x 120 x 1	60	101	2	N/A	\$2248
D11822T	22 x 118 x 1	60	100	2	N/A	\$2211
D11622T	22 x 116 x 1	60	97	2	N/A	\$2173
D11422T	22 x 114 x 1	60	96	2	N/A	\$2140
D11222T	22 x 112 x 1	60	95	2	N/A	\$2104
D11022T	22 x 110 x 1	60	92	2	N/A	\$2059
D10822T	22 x 108 x 1	60	91	2	N/A	\$2022
D10622T	22 x 106 x 1	60	89	2	N/A	\$1987
D10422T	22 x 104 x 1	60	87	2	N/A	\$1952
D10222T	22 x 102 x 1	60	86	2	N/A	\$1912
D10022T	22 x 100 x 1	60	84	2	N/A	\$1877
D9822T	22 x 98 x 1	60	83	2	N/A	\$1832
D9622T	22 x 96 x 1	60	81	2	N/A	\$1797
D9422T	22 x 94 x 1	60	79	2	N/A	\$1760
D9222T	22 x 92 x 1	60	77	2	N/A	\$1723
D9022T	22 x 90 x 1	60	76	2	N/A	\$1723
D8822T	22 x 88 x 1	60	74	2	N/A	\$1650
D8622T	22 x 86 x 1	60	73	2	N/A	\$1615
D8422T	22 x 84 x 1	60	71	2	N/A	\$1578
D8222T	22 x 82 x 1	60	69	2	N/A	\$1542
D8022T	22 x 80 x 1	60	67	2	N/A	\$1499
D7822T	22 x 78 x 1	60	66	2	N/A	\$1461
D7622T	22 x 76 x 1	60	65	2	N/A	\$1425
D7422T	22 x 74 x 1	60	63	2	N/A	\$1387
D7222T	22 x 72 x 1	60	61	2	N/A	\$1387
D7022T	22 x 70 x 1	65	59	2	N/A	\$1318
D6822T	22 x 68 x 1	65	57	2	N/A	\$1280
D6622T	22 x 66 x 1	65	55	2	N/A	\$1245
D6422T	22 x 64 x 1	65	54	1	N/A	\$1200
D6222T	22 x 62 x 1	60	52	1	N/A	\$1166
D6022T	22 x 60 x 1	60	50	1	N/A	\$1125
D5822T	22 x 58 x 1	60	49	1	N/A	\$1089
D5622T	22 x 56 x 1	60	47	1	N/A	\$1055
D5422T	22 x 54 x 1	60	46	1	N/A	\$1018
D5222T	22 x 52 x 1	60	44	1	N/A	\$981
D5022T	22 x 50 x 1	60	42	1	N/A	\$937
D4822T	22 x 48 x 1	60	40	1	N/A	\$901
D4222T	22 x 42 x 1	60	36	1	N/A	\$873
D4022T	22 x 40 x 1	60	34	1	N/A	\$828
D3822T	22 x 38 x 1	60	32	1	N/A	\$791
D3622T	22 x 36 x 1	60	30	1	N/A	\$749
D3422T	22 x 34 x 1	65	28	1	N/A	\$703
D3222T	22 x 32 x 1	65	27	1	N/A	\$662
D3022T	22 x 30 x 1	65	25	1	N/A	\$616
D2422T	22 x 24 x 1	70	20	1	N/A	\$594
D1822T	22 x 18 x 1	70	15	1	N/A	\$448
D1622T	22 x 16 x 1	85	14	1	N/A	\$397
D1222T	22 x 12 x 1	92.5	10	1	N/A	\$298

EXAMPLE:

(1) D9022T
Veneer Top



(3) D7D20W30H48 - Open Storage Cabinet



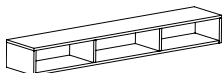
Tops - 22" Deep

For use with 20" deep units. Tops are 1" thick.

• **This is an OPTION for Storage Modules, Wardrobe Cabinets and Personal Towers.**
Specify a Veneer Top from the listing above (either a single model or straight run).

FLOATING SHELF

MODEL#	DIMENSIONS	FREIGHT CLASS	WT/LBS.	CUBIC FT.	LIST PRICE
CBYF096D12H8	12 x 96 x 8	125	78	10	\$2863
CBYF064D12H8	12 x 64 x 8	125	50	8	\$1873
CBYF032D12H8	12 x 32 x 8	100	35	4	\$1697



Wall Mounted Open Storage*

To be used as a stand alone unit. Shipped assembled in 1 carton.

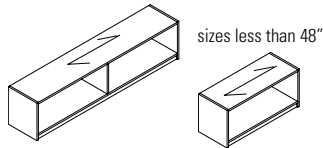
Required Specifications

Veneer finish

OVERHEAD STORAGE

MODEL#	DIMENSIONS	FREIGHT CLASS	WT./LBS.	CUBIC FT.	VENEER/LAMINATE	ALL VENEER
--------	------------	---------------	----------	-----------	-----------------	------------

sizes 48" and larger



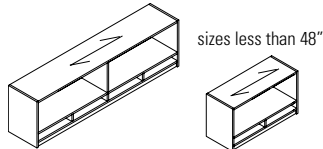
Open Front Overhead Storage

	D x W x H					
DCSF072	14.5 x 72 x 16.5	125	100	10	\$1733	\$2082
DCSF066	14.5 x 66 x 16.5	125	83	9	\$1592	\$1909
DCSF060	14.5 x 60 x 16.5	100	75	8	\$1446	\$1733
DCSF054	14.5 x 54 x 16.5	100	68	7	\$1303	\$1563
DCSF048	14.5 x 48 x 16.5	100	60	7	\$1159	\$1390
DCSF042	14.5 x 42 x 16.5	100	55	6	\$1071	\$1283
DCSF036	14.5 x 36 x 16.5	100	50	5	\$1060	\$1270
DCSF030	14.5 x 30 x 16.5	100	45	4	\$1036	\$1245

Includes pre-mounted "J" brackets for wall mount applications. Shipped assembled in 1 carton.

- **NOTE:** Care should be taken to mount the units. Units should be mounted to wall studs using correct fasteners. Failure to do so may result in collapse of the unit and subsequent personal injury. **Mounting hardware not included.** Mounting hardware used should be based on wall material. Consult an installation professional for proper wall mounting.

sizes 48" and larger



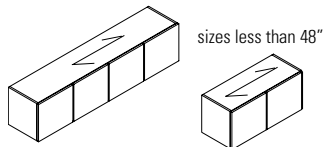
Open Front Overhead Storage - Pigeon-Hole Storage

DCSFOP72	14.5 x 72 x 19.5	125	100	12	\$2082	\$2498
DCSFOP66	14.5 x 66 x 19.5	125	83	11	\$1908	\$2290
DCSFOP60	14.5 x 60 x 19.5	125	75	10	\$1733	\$2082
DCSFOP54	14.5 x 54 x 19.5	125	68	9	\$1565	\$1878
DCSFOP48	14.5 x 48 x 19.5	125	60	8	\$1386	\$1664
DCSFOP42	14.5 x 42 x 19.5	125	55	7	\$1303	\$1563
DCSFOP36	14.5 x 36 x 19.5	125	50	6	\$1263	\$1515
DCSFOP30	14.5 x 30 x 19.5	125	45	5	\$1248	\$1495

Includes pre-mounted "J" brackets for wall mount applications. Horizontal pigeon-hole storage on bottom of overhead.

- **NOTE:** Care should be taken to mount the units. Units should be mounted to wall studs using correct fasteners. Failure to do so may result in collapse of the unit and subsequent personal injury. **Mounting hardware not included.** Mounting hardware used should be based on wall material. Consult an installation professional for proper wall mounting. Shipped assembled in 1 carton.

sizes 48" and larger



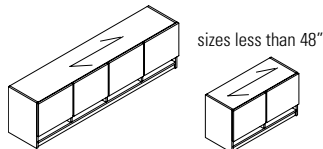
Closed Front Overhead Storage with Hinge Doors*

DSF72	14.5 x 72 x 16.5	92.5	100	10	\$2242	\$2690
DSF66	14.5 x 66 x 16.5	100	83	9	\$2059	\$2471
DSF60	14.5 x 60 x 16.5	100	75	8	\$1871	\$2246
DSF54	14.5 x 54 x 16.5	100	68	7	\$1678	\$2014
DSF48	14.5 x 48 x 16.5	60	60	7	\$1650	\$1980
DSF42	14.5 x 42 x 16.5	100	55	6	\$1375	\$1649
DSF36	14.5 x 36 x 16.5	92.5	50	5	\$1346	\$1613
DSF30	14.5 x 30 x 16.5	92.5	45	4	\$1322	\$1588

Includes pre-mounted "J" brackets for wall mount applications. Shipped assembled in 1 carton.

- **NOTE:** Care should be taken to mount the units. Units should be mounted to wall studs using correct fasteners. Failure to do so may result in collapse of the unit and subsequent personal injury. **Mounting hardware not included.** Mounting hardware used should be based on wall material. Consult an installation professional for proper wall mounting.

sizes 48" and larger



Closed Front Overhead Storage with Hinge Doors & Pigeon-Hole Storage*

DSFP72	14.5 x 72 x 19.5	100	100	12	\$2693	\$3233
DSFP66	14.5 x 66 x 19.5	125	83	11	\$2466	\$2958
DSFP60	14.5 x 60 x 19.5	125	75	10	\$2248	\$2698
DSFP54	14.5 x 54 x 19.5	125	68	9	\$2022	\$2428
DSFP48	14.5 x 48 x 19.5	125	60	8	\$1791	\$2146
DSFP42	14.5 x 42 x 19.5	125	55	7	\$1711	\$2054
DSFP36	14.5 x 36 x 19.5	100	50	6	\$1615	\$1938
DSFP30	14.5 x 30 x 19.5	100	45	5	\$1593	\$1910

Includes pre-mounted "J" brackets for wall mount applications. Horizontal pigeon-hole storage on bottom of overhead. Shipped assembled in 1 carton.

- **NOTE:** Care should be taken to mount the units. Units should be mounted to wall studs using correct fasteners. Failure to do so may result in collapse of the unit and subsequent personal injury. **Mounting hardware not included.** Mounting hardware used should be based on wall material. Consult an installation professional for proper wall mounting.

Required Specifications

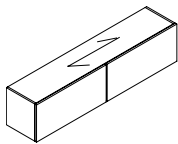
Veneer Finish
Laminate Finish (top/body)

Optional Specifications

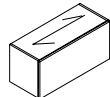
Lock*
Handle style*

OVERHEAD STORAGE

sizes 48" and larger

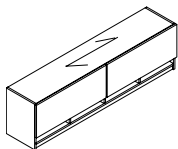


sizes less than 48"

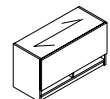


Closed Front Overhead Storage - with Flipper Doors

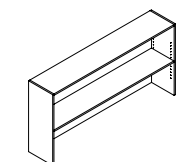
sizes 48" and larger



sizes less than 48"



Closed Front Overhead Storage with Flipper Doors & Pigeon-Hole Storage



Open Hutch with Closed Back

MODEL# DIMENSIONS FREIGHT CLASS WT/LBS. CUBIC FT. VENEER/LAMINATE ALL VENEER

D x W x H

DSFF72	14.5 x 72 x 16.5	92.5	100	10	\$2431	\$2916
DSFF66	14.5 x 66 x 16.5	100	83	9	\$2225	\$2670
DSFF60	14.5 x 60 x 16.5	100	75	8	\$2022	\$2428
DSFF54	14.5 x 54 x 16.5	100	68	7	\$1826	\$2191
DSFF48	14.5 x 48 x 16.5	100	60	7	\$1621	\$1948
DSFF42	14.5 x 42 x 16.5	100	55	6	\$1506	\$1805
DSFF36	14.5 x 36 x 16.5	92.5	50	5	\$1477	\$1773
DSFF30	14.5 x 30 x 16.5	92.5	45	4	\$1456	\$1746

Includes pre-mounted "J" brackets for wall mount applications. Horizontal pigeon-hole storage on bottom of overhead. Shipped assembled in 1 carton.

- **NOTE:** Care should be taken to mount the units. Units should be mounted to wall studs using correct fasteners. Failure to do so may result in collapse of the unit and subsequent personal injury. **Mounting hardware not included.** Mounting hardware used should be based on wall material. Consult an installation professional for proper wall mounting.

DSFFP72	14.5 x 72 x 19.5	100	100	12	\$3187	\$3824
DSFFP66	14.5 x 66 x 19.5	125	83	11	\$2669	\$3205
DSFFP60	14.5 x 60 x 19.5	125	75	10	\$2431	\$2916
DSFFP54	14.5 x 54 x 19.5	125	68	9	\$2185	\$2618
DSFFP48	14.5 x 48 x 19.5	125	60	8	\$1943	\$2331
DSFFP42	14.5 x 42 x 19.5	125	55	7	\$1804	\$2165
DSFFP36	14.5 x 36 x 19.5	100	50	6	\$1768	\$2121
DSFFP30	14.5 x 30 x 19.5	100	45	5	\$1740	\$2086

Includes pre-mounted "J" brackets for wall mount applications. Horizontal pigeon-hole storage on bottom of overhead. Shipped assembled in 1 carton.

- **NOTE:** Care should be taken to mount the units. Units should be mounted to wall studs using correct fasteners. Failure to do so may result in collapse of the unit and subsequent personal injury. **Mounting hardware not included.** Mounting hardware used should be based on wall material. Consult an installation professional for proper wall mounting.

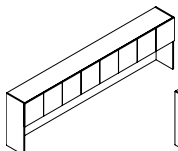
D72CL36	16 x 72 x 36	125	155	23	\$1936	\$2322
D66CL36	16 x 66 x 36	125	140	21	\$1795	\$2152
D60CL36	16 x 60 x 36	125	130	19	\$1593	\$1910
D48CL36	16 x 48 x 36	125	110	15	\$1516	\$1821
D42CL36	16 x 42 x 36	125	95	13	\$1375	\$1649
D36CL36	16 x 36 x 36	125	80	11	\$1293	\$1550
D30CL36	16 x 30 x 36	125	67	9	\$1074	\$1293

One adjustable shelf. Closed back. Shipped assembled in 1 carton.

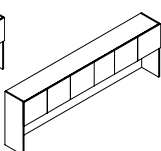
- **A Tackboard cannot be used with this hutch.**

CLOSED HUTCHES

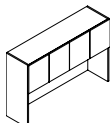
sizes 120"-108"w



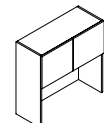
sizes 102"-84"w



sizes 78"-60"w



sizes 36"-30"w



Closed Hutch w/Veneer Doors 36" High*

MODEL# DIMENSIONS FREIGHT CLASS WT/LBS. CUBIC FT. VENEER/LAMINATE ALL VENEER

D120SH36	16 x 120 x 36	125	295	38	\$5230	\$6277
D114SH36	16 x 114 x 36	125	281	36	\$4967	\$5960
D108SH36	16 x 108 x 36	125	268	34	\$4707	\$5647
D102SH36	16 x 102 x 36	125	254	32	\$4446	\$5335
D96SH36	16 x 96 x 36	100	241	30	\$4186	\$5022
D90SH36	16 x 90 x 36	100	227	28	\$3922	\$4707
D84SH36	16 x 84 x 36	100	214	26	\$3660	\$4393
D78SH36	16 x 78 x 36	100	200	24	\$3400	\$4081
D72SH36	16 x 72 x 36	125	187	23	\$3139	\$3767
D66SH36	16 x 66 x 36	100	173	21	\$3025	\$3628
D60SH36	16 x 60 x 36	100	160	19	\$2877	\$3452
D36SH36	16 x 36 x 36	100	94	11	\$1964	\$2358
D30SH36	16 x 30 x 36	100	78	9	\$1718	\$2061

One fixed shelf. Closed back features one grommet. Shipped assembled in 1 carton.

- Models 120"w- 108"w have three fixed shelf dividers.
- Models 84"w- 102"w have two fixed shelf dividers.
- Models 60"w - 78"w have one fixed shelf divider.
- *Clearance from worksurface to valance is 19.5".*

Required Specifications

Veneer Finish
Laminate Finish (top/body)

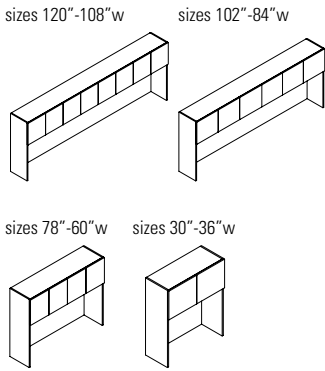
Optional Specifications

Lock (models with doors)
Handle Style (models with doors)

Accessories

Tackboard*
Tasklight*

CLOSED HUTCHES

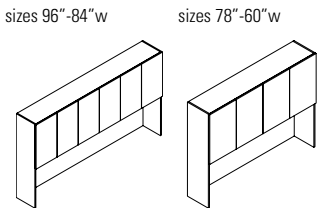


Closed Hutch w/Veneer Doors 42" H

MODEL#	DIMENSIONS	FREIGHT CLASS	WT./LBS.	CUBIC FT.	veneer/LAMINATE	ALL veneer
	D x W x H					
D120SH42	16 x 120 x 42	125	341	44	\$6100	\$7318
D114SH42	16 x 114 x 42	125	324	42	\$5791	\$6951
D108SH42	16 x 108 x 42	125	307	39	\$5766	\$6920
D102SH42	16 x 102 x 42	125	290	37	\$5184	\$6221
D96SH42	16 x 96 x 42	125	273	35	\$4880	\$5856
D90SH42	16 x 90 x 42	125	256	33	\$4575	\$5490
D84SH42	16 x 84 x 42	125	239	31	\$4485	\$5382
D78SH42	16 x 78 x 42	125	222	38	\$3968	\$4760
D72SH42	16 x 72 x 42	125	205	26	\$3660	\$4393
D66SH42	16 x 66 x 42	125	188	24	\$3526	\$4232
D60SH42	16 x 60 x 42	125	171	22	\$3354	\$4026
D36SH42	16 x 36 x 42	125	102	13	\$2291	\$2747
D30SH42	16 x 30 x 42	125	85	11	\$2006	\$2406

One fixed shelf. Closed back features one grommet. Shipped assembled in 1 carton.

- Models 120" w- 108" w have three fixed shelf dividers.
- Models 84" w- 102" w have two fixed shelf dividers.
- Models 60" w - 78" w have one fixed shelf divider.
- Clearance from worksurface to valance is 19.5".

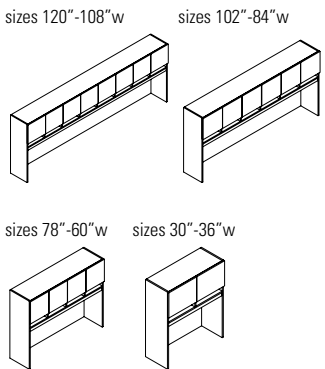


Closed Hutch w/Veneer Doors 54" H

D962SH54	15 x 96 x 54	125	351	45	\$6268	\$7522
D902SH54	15 x 90 x 54	125	329	42	\$5881	\$7056
D842SH54	15 x 84 x 54	125	307	39	\$5488	\$6582
D782SH54	15 x 78 x 54	125	285	37	\$5095	\$6116
D722SH54	15 x 72 x 54	300	263	34	\$4706	\$5646
D662SH54	15 x 66 x 54	125	241	31	\$4530	\$5436
D602SH54	15 x 60 x 54	125	219	28	\$4315	\$5176

One fixed shelf and one adjustable shelf (per compartment). Closed back features one grommet. Shipped assembled in 1 carton.

- Clearance from worksurface to valance is 25.5".



Closed Hutch w/Veneer Doors Pigeon-Hole Storage, 42" High

D120SHP42	15 x 120 x 42	125	341	44	\$7318	\$8782
D114SHP42	15 x 114 x 42	125	324	42	\$6952	\$8344
D108SHP42	15 x 108 x 42	125	307	39	\$6590	\$7904
D102SHP42	15 x 102 x 42	125	290	37	\$6221	\$7465
D96SHP42	15 x 96 x 42	125	273	35	\$5856	\$7026
D90SHP42	15 x 90 x 42	125	256	33	\$5490	\$6590
D84SHP42	15 x 84 x 42	125	239	31	\$5124	\$6148
D78SHP42	15 x 78 x 42	125	222	38	\$4759	\$5709
D72SHP42	15 x 72 x 42	125	205	26	\$4599	\$5517
D66SHP42	15 x 66 x 42	125	188	24	\$4440	\$5329
D60SHP42	15 x 60 x 42	125	171	22	\$4232	\$5077
D36SHP42	15 x 36 x 42	125	102	13	\$2747	\$3298
D30SHP42	15 x 30 x 42	125	85	11	\$2406	\$2889

One fixed shelf. Closed back features one grommet. Horizontal pigeon-hole storage top mounted to hutch. Shipped assembled in 1 carton.

- Models 120" w- 108" w have three fixed shelf dividers.
- Models 84" w- 102" w have two fixed shelf dividers.
- Models 60" w - 78" w have one fixed shelf divider.
- Clearance from worksurface to valance is 21.5".

Required Specifications

Veneer Finish (doors)
Laminate Finish (top/body)

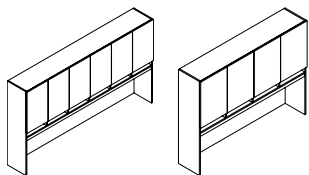
Optional Specifications

Lock
Handle Style

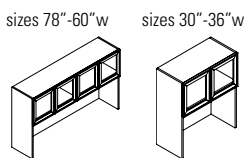
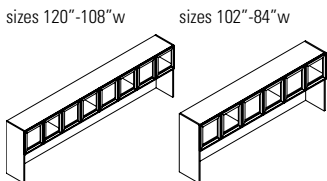
Accessories

Tackboard
Tasklight

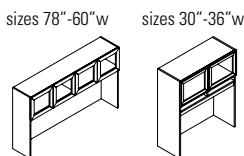
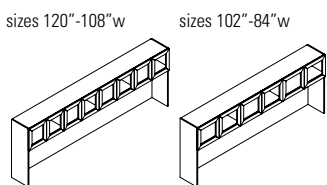
CLOSED HUTCHES



Closed Hutch w/Veneer Doors
Pigeon-Hole Storage, 54" H*



Closed Hutch w/Glass Doors 36" H**



Closed Hutch w/Glass Doors 42" H**

MODEL#	DIMENSIONS	FREIGHT CLASS	WT./LBS.	CUBIC FT.	VENEER/LAMINATE	ALL VENEER
D x W x H						
D962SHP54	15 x 96 x 54	125	351	45	\$7527	\$9033
D902SHP54	15 x 90 x 54	125	329	42	\$7053	\$8462
D842SHP54	15 x 84 x 54	125	307	39	\$6580	\$7895
D782SHP54	15 x 78 x 54	125	285	37	\$6114	\$7336
D722SHP54	15 x 72 x 54	125	263	34	\$5646	\$6774
D662SHP54	15 x 66 x 54	125	241	31	\$5434	\$6520
D602SHP54	15 x 60 x 54	125	219	28	\$5174	\$6208

One fixed shelf and one adjustable shelf (per compartment). Closed back features one grommet. Horizontal pigeon-hole storage top mounted to hutch. Shipped assembled in 1 carton.

- Clearance from worksurface to valance is 21.5".

D120SH36G	15 x 120 x 36	125	295	38	\$7822	\$9384
D114SH36G	15 x 114 x 36	125	281	36	\$7508	\$9009
D108SH36G	15 x 108 x 36	125	268	34	\$7202	\$8642
D102SH36G	15 x 102 x 36	125	254	32	\$6466	\$7759
D96SH36G	15 x 96 x 36	85	241	30	\$6168	\$7401
D90SH36G	15 x 90 x 36	100	227	28	\$5862	\$7035
D84SH36G	15 x 84 x 36	100	214	26	\$5563	\$6675
D78SH36G	15 x 78 x 36	85	200	24	\$5271	\$6326
D72SH36G	15 x 72 x 36	100	187	23	\$4580	\$5495
D66SH36G	15 x 66 x 36	100	173	21	\$4382	\$5259
D60SH36G	15 x 60 x 36	100	160	19	\$4187	\$5023
D36SH36G	15 x 36 x 36	100	94	11	\$2663	\$3194
D30SH36G	15 x 30 x 36	100	78	9	\$2381	\$2854

One fixed shelf. Closed back features one grommet. Aluminum frame available in Tungsten finish only. Shipped assembled in 1 carton. Translucent, screened glass.

- Models 120" w- 108" w have three fixed shelf dividers.
- Models 84" w- 102" w have two fixed shelf dividers.
- Models 60" w - 78" w have one fixed shelf divider.
- Clearance from worksurface to valance is 19.5".
- **Locks are not available on hutches with Glass Doors.**

D120SH42G	15 x 120 x 42	125	341	44	\$8222	\$9868
D114SH42G	15 x 114 x 42	125	324	42	\$7887	\$9464
D108SH42G	15 x 108 x 42	125	307	39	\$7560	\$9071
D102SH42G	15 x 102 x 42	125	290	37	\$6814	\$8180
D96SH42G	15 x 96 x 42	125	273	35	\$6495	\$7793
D90SH42G	15 x 90 x 42	125	256	33	\$6254	\$7506
D84SH42G	15 x 84 x 42	125	239	31	\$5840	\$7008
D78SH42G	15 x 78 x 42	150	222	38	\$5518	\$6622
D72SH42G	15 x 72 x 42	125	205	26	\$4763	\$5713
D66SH42G	15 x 66 x 42	125	188	24	\$4595	\$5514
D60SH42G	15 x 60 x 42	125	171	22	\$4434	\$5318
D36SH42G	15 x 36 x 42	125	102	13	\$3462	\$4154
D30SH42G	15 x 30 x 42	125	85	11	\$2517	\$3025

One fixed shelf. Closed back features one grommet. Aluminum frame available in Tungsten finish only. Shipped assembled in 1 carton. Translucent, screened glass.

- Models 120" w- 108" w have three fixed shelf dividers.
- Models 84" w- 102" w have two fixed shelf dividers.
- Models 60" w - 78" w have one fixed shelf divider.
- Clearance from worksurface to valance is 25.5".
- **Locks are not available on hutches with Glass Doors.**

Required Specifications

Veneer finish*
Laminate finish (body)**
Handle Style

Optional Specifications

Lock*
Veneer top*

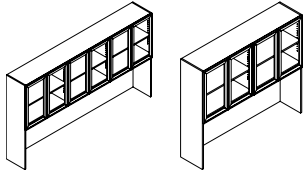
Accessories

Tackboard
Tasklight

CLOSED HUTCHES

sizes 96"-84"w

sizes 78"-60"w



Closed Hutch w/Glass Doors 54"H

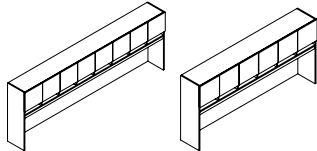
MODEL#	DIMENSIONS	FREIGHT CLASS	WT./LBS.	CUBIC FT.	veneer/LAMINATE	ALL VENEER
D x W x H						
D962SH54G	15 x 96 x 54	125	351	45	\$8295	\$9953
D902SH54G	15 x 90 x 54	125	329	42	\$7697	\$9238
D842SH54G	15 x 84 x 54	125	307	39	\$7151	\$8582
D782SH54G	15 x 78 x 54	125	285	37	\$6575	\$7891
D722SH54G	15 x 72 x 54	125	263	34	\$6007	\$7207
D662SH54G	15 x 66 x 54	125	241	31	\$5797	\$6957
D602SH54G	15 x 60 x 54	125	219	28	\$5541	\$6649

One fixed shelf and one adjustable shelf (per compartment). Closed back features one grommet. Aluminum frame available in Tungsten finish only. Shipped assembled in 1 carton. Translucent, screened glass.

- Clearance from worksurface to valance is 25.5".
- Locks are not available on hutches with Glass Doors.

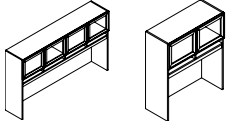
sizes 120"-108"w

sizes 102"-84"w



sizes 78"-60"w

sizes 30"-36"w

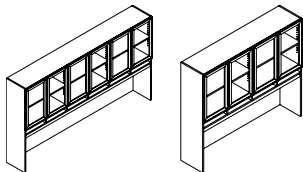


Closed Hutch w/Glass Doors Pigeon-Hole Storage, 42"H

D120SHP42G	15 x 120 x 42	125	341	44	\$9371	\$11247
D114SHP42G	15 x 114 x 42	125	324	42	\$8967	\$10758
D108SHP42G	15 x 108 x 42	125	307	39	\$8593	\$10313
D102SHP42G	15 x 102 x 42	125	290	37	\$7798	\$9359
D96SHP42G	15 x 96 x 42	125	273	35	\$7436	\$8924
D90SHP42G	15 x 90 x 42	125	256	33	\$7413	\$8896
D84SHP42G	15 x 84 x 42	125	239	31	\$6642	\$7967
D78SHP42G	15 x 78 x 42	150	222	38	\$6262	\$7513
D72SHP42G	15 x 72 x 42	125	205	26	\$5462	\$6552
D66SHP42G	15 x 66 x 42	125	188	24	\$5286	\$6344
D60SHP42G	15 x 60 x 42	125	171	22	\$5030	\$6037
D36SHP42G	15 x 36 x 42	125	102	13	\$3268	\$3922
D30SHP42G	15 x 30 x 42	125	85	11	\$2918	\$3502

One fixed shelf. Closed back features one grommet. Aluminum frame available in Tungsten finish only. Horizontal pigeon-hole storage top mounted to hutch. Shipped assembled in 1 carton. Translucent, screened glass.

- Models 120"w- 108"w have three fixed shelf dividers.
- Models 84"w- 102"w have two fixed shelf dividers.
- Models 60"w - 78"w have one fixed shelf divider.
- Clearance from worksurface to valance is 21.5".
- Locks are not available on hutches with Glass Doors.



Closed Hutch w/Glass Doors Pigeon-Hole Storage, 54"H

D962SHP54G	15 x 96 x 54	125	351	45	\$9532	\$11441
D902SHP54G	15 x 90 x 54	125	329	42	\$8885	\$10661
D842SHP54G	15 x 84 x 54	125	307	39	\$8235	\$9884
D782SHP54G	15 x 78 x 54	125	285	37	\$7589	\$9105
D722SHP54G	15 x 72 x 54	125	263	34	\$6940	\$8328
D662SHP54G	15 x 66 x 54	125	241	31	\$6692	\$8028
D602SHP54G	15 x 60 x 54	125	219	28	\$6393	\$7673

One fixed shelf and one adjustable shelf (per compartment). Closed back features one grommet. Aluminum frame available in Tungsten finish only. Horizontal pigeon-hole storage top mounted to hutch. Shipped assembled in 1 carton. Translucent, screened glass.

- Clearance from worksurface to valance is 21.5".
- Locks are not available on hutches with Glass Doors.

Required Specifications
Laminate Finish (body)

Accessories
Tackboard
Task Light

CLOSED HUTCHES

MODEL#	DIMENSIONS	FREIGHT CLASS	WT/LBS.	CUBIC FT.	GR. 1-3	GR. 4-5
--------	------------	---------------	---------	-----------	---------	---------

D x W x H

TACKBOARD Notes: Tackboards can be upholstered in all of the following fabrics:

Grade 1: Jenny, Quilt, Terrace, Urban, Waterfall

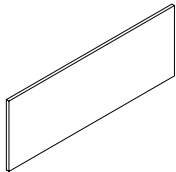
Grade 2: Imprint, Lola

Grade 3: Anchorage, Merge

WALL MOUNTED TACKBOARDS FOR OVERHEAD STORAGE

GR. 1-3	GR. 4-5
---------	---------

TS120	1 x 120 x 20	70	26	2	\$1621	\$2026
TS114	1 x 114 x 20	70	25	2	\$1544	\$1932
TS108	1 x 108 x 20	70	23	2	\$1460	\$1825
TS102	1 x 102 x 20	85	19	2	\$1383	\$1729
TS96	1 x 96 x 20	70	17	1	\$1293	\$1619
TS90	1 x 90 x 20	70	15	1	\$1216	\$1521
TS84	1 x 84 x 20	70	14	1	\$1139	\$1422
TS78	1 x 78 x 20	70	13	1	\$1055	\$1319
TS72	1 x 72 x 20	70	12	1	\$594	\$744
TS66	1 x 66 x 20	85	11	1	\$546	\$686
TS60	1 x 60 x 20	85	10	1	\$502	\$631
TS54	1 x 54 x 20	85	10	1	\$455	\$572
TS48	1 x 48 x 20	85	10	1	\$407	\$511
TS42	1 x 42 x 20	85	10	1	\$360	\$453
TS36	1 x 36 x 20	100	8	1	\$322	\$408
TS30	1 x 30 x 20	150	5	1	\$268	\$337

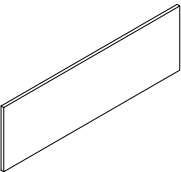


Tackboard

For use on **16.5" H** overhead storage (**DCSFO_**, **DSF_**, **DSFF_**) at a finished height of **66"**. See Tackboard Notes above for exact fabric availability. List Price shown applies for all fabric grades.

- NOTE:** Care should be taken to mount the units. Units should be mounted to wall studs using correct fasteners. Failure to do so may result in collapse of the unit and subsequent personal injury. **Mounting hardware not included.** Mounting hardware used should be based on wall material. Consult an installation professional for proper wall mounting.

TS120H26	1 x 120 x 26	70	34	2	\$2108	\$2635
TS114H26	1 x 114 x 26	70	32	2	\$2003	\$2504
TS108H26	1 x 108 x 26	70	30	2	\$1898	\$2374
TS102H26	1 x 102 x 26	85	24	2	\$1788	\$2235
TS96H26	1 x 96 x 26	92.5	22	2	\$1691	\$2116
TS90H26	1 x 90 x 26	92.5	20	2	\$1585	\$1980
TS84H26	1 x 84 x 26	100	18	2	\$1473	\$1842
TS78H26	1 x 78 x 26	100	17	2	\$1370	\$1714
TS72H26	1 x 72 x 26	70	16	1	\$761	\$956
TS66H26	1 x 66 x 26	85	14	1	\$701	\$879
TS60H26	1 x 60 x 26	85	13	1	\$641	\$805
TS54H26	1 x 54 x 26	85	13	1	\$588	\$737
TS48H26	1 x 48 x 26	85	13	1	\$520	\$653
TS42H26	1 x 42 x 26	85	13	1	\$462	\$573
TS36H26	1 x 36 x 26	100	8	1	\$403	\$506
TS30H26	1 x 30 x 26	150	5	1	\$338	\$428



Tackboard

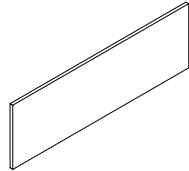
For use on **16.5" H** overhead storage (**DCSFO_**, **DSF_**, **DSFF_**) at a finished height of **72"**. See Tackboard Notes above for exact fabric availability. List Price shown applies for all fabric grades.

- NOTE:** Care should be taken to mount the units. Units should be mounted to wall studs using correct fasteners. Failure to do so may result in collapse of the unit and subsequent personal injury. **Mounting hardware not included.** Mounting hardware used should be based on wall material. Consult an installation professional for proper wall mounting.

Required Specifications

Fabric

TACKBOARDS FOR OVERHEAD STORAGE & HUTCHES **MODEL#** **DIMENSIONS** **FREIGHT CLASS** **WT/LBS.** **CUBIC FT.** **GR. 1-3** **GR. 4-5**

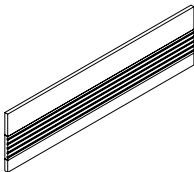


Tackboard

	D x W x H						
TSP120H23	1 x 120 x 23	70	34	2	\$1830	\$2288	
TSP114H23	1 x 114 x 23	70	32	2	\$1739	\$2172	
TSP108H23	1 x 108 x 23	70	30	2	\$1704	\$2045	
TSP102H23	1 x 102 x 23	85	24	2	\$1625	\$1951	
TSP96H23	1 x 96 x 23	92.5	20	2	\$1467	\$1832	
TSP90H23	1 x 90 x 23	92.5	20	1	\$1370	\$1714	
TSP84H23	1 x 84 x 23	70	18	1	\$1280	\$1599	
TSP78H23	1 x 78 x 23	70	17	1	\$1047	\$1273	
TSP72H23	1 x 72 x 23	70	16	1	\$973	\$1222	
TSP66H23	1 x 66 x 23	85	14	1	\$884	\$1109	
TSP60H23	1 x 60 x 23	85	13	1	\$641	\$805	
TSP54H23	1 x 54 x 23	85	13	1	\$812	\$1018	
TSP48H23	1 x 48 x 23	85	13	1	\$642	\$653	
TSP42H23	1 x 42 x 23	85	13	1	\$565	\$573	
TSP36H23	1 x 36 x 23	100	8	1	\$488	\$505	
TSP30H23	1 x 30 x 23	150	5	1	\$404	\$430	

For use on **19.5"H** overhead storage (**DCSFOP_**, **DSFP_**, **DSFFP_**) with Pigeon-Hole Storage **at a finished height of 72"**. See *Tackboard Notes* above for exact fabric availability. List Price shown applies for all fabric grades.

- **NOTE:** Care should be taken to mount the units. Units should be mounted to wall studs using correct fasteners. Failure to do so may result in collapse of the unit and subsequent personal injury. **Mounting hardware not included.** Mounting hardware used should be based on wall material. Consult an installation professional for proper wall mounting.



Tackboard - Accessory Rail

TSA120	1 x 120 x 20	85	26	2	\$2854	\$3567
TSA114	1 x 114 x 20	85	25	2	\$2715	\$3395
TSA108	1 x 108 x 20	92.5	23	2	\$2569	\$3210
TSA102	1 x 102 x 20	100	19	2	\$2436	\$3045
TSA96	1 x 96 x 20	70	15	1	\$2283	\$2854
TSA90	1 x 90 x 20	70	15	1	\$2142	\$2678
TSA84	1 x 84 x 20	85	14	1	\$1996	\$2498
TSA78	1 x 78 x 20	85	13	1	\$1857	\$2322
TSA72	1 x 72 x 20	85	12	1	\$1711	\$2139
TSA66	1 x 66 x 20	92.5	11	1	\$1570	\$1964
TSA60	1 x 60 x 20	92.5	10	1	\$1425	\$1783
TSA54	1 x 54 x 20	92.5	10	1	\$1286	\$1610
TSA48	1 x 48 x 20	92.5	10	1	\$1146	\$1434
TSA42	1 x 42 x 20	92.5	10	1	\$999	\$1250
TSA36	1 x 36 x 20	125	6	1	\$854	\$1070
TSA30	1 x 30 x 20	150	4	1	\$665	\$831


For use on **16.5"H** overhead storage (**DCSFO_**, **DSF_**, **DSFF_**) **at a finished height of 66"**. See *Tackboard Notes* above for exact fabric availability. List Price shown applies for all fabric grades.

- **Must Specify Black (E) or Tungsten (K) Accessory Rail finish.**
- **NOTE:** Care should be taken to mount the units. Units should be mounted to wall studs using correct fasteners. Failure to do so may result in collapse of the unit and subsequent personal injury. **Mounting hardware not included.** Mounting hardware used should be based on wall material. Consult an installation professional for proper wall mounting.

Required Specifications

- Fabric
- Accessory Rail Finish

WALL MOUNTED TACKBOARDS FOR OVERHEAD STORAGE MODEL# DIMENSIONS FREIGHT CLASS WT/LBS. CUBIC FT. GR. 1-3 GR. 4-5




Tackboard - Accessory Rail

	D x W x H						
TSA120H26	1 x 120 x 26	85	26	2	\$3427	\$4283	
TSA114H26	1 x 114 x 26	85	25	2	\$3252	\$4065	
TSA108H26	1 x 108 x 26	92.5	23	2	\$3092	\$3864	
TSA102H26	1 x 102 x 26	100	19	2	\$2916	\$3647	
TSA96H26	1 x 96 x 26	70	15	1	\$2582	\$3229	
TSA90H26	1 x 90 x 26	70	15	1	\$2576	\$3221	
TSA84H26	1 x 84 x 26	85	14	1	\$2373	\$2967	
TSA78H26	1 x 78 x 26	85	13	1	\$2226	\$2785	
TSA72H26	1 x 72 x 26	85	12	1	\$2025	\$2533	
TSA66H26	1 x 66 x 26	92.5	11	1	\$1893	\$2365	
TSA60H26	1 x 60 x 26	92.5	10	1	\$1711	\$2139	
TSA54H26	1 x 54 x 26	92.5	10	1	\$1544	\$1932	
TSA48H26	1 x 48 x 26	92.5	10	1	\$1376	\$1720	
TSA42H26	1 x 42 x 26	92.5	10	1	\$1210	\$1511	
TSA36H26	1 x 36 x 26	125	6	1	\$1028	\$1286	
TSA30H26	1 x 30 x 26	150	4	1	\$860	\$1076	

For use on **16.5" H** overhead storage (**DCSF0_**, **DSF_**, **DSFF_**) at a finished height of **72"**. See *Tackboard Notes* above for exact fabric availability. List Price shown applies for all fabric grades.

- **Must Specify Black (E) or Tungsten (K) Accessory Rail finish.**
- **NOTE:** Care should be taken to mount the units. Units should be mounted to wall studs using correct fasteners. Failure to do so may result in collapse of the unit and subsequent personal injury. **Mounting hardware not included.** Mounting hardware used should be based on wall material. Consult an installation professional for proper wall mounting.



Tackboard - Accessory Rail

TSPA120H23	1 x 120 x 23	70	34	2	\$3120	\$3899
TSPA114H23	1 x 114 x 23	70	32	2	\$2952	\$3694
TSPA108H23	1 x 108 x 23	70	30	2	\$2784	\$3482
TSPA102H23	1 x 102 x 23	85	24	2	\$2652	\$3315
TSPA96H23	1 x 96 x 23	92.5	20	2	\$2484	\$3108
TSPA90H23	1 x 90 x 23	70	20	2	\$2332	\$2915
TSPA84H23	1 x 84 x 23	100	18	2	\$2171	\$2714
TSPA78H23	1 x 78 x 23	100	17	2	\$2019	\$2525
TSPA72H23	1 x 72 x 23	70	16	1	\$1863	\$2331
TSPA66H23	1 x 66 x 23	85	14	1	\$1711	\$2139
TSPA60H23	1 x 60 x 23	85	13	1	\$1551	\$1940
TSPA54H23	1 x 54 x 23	85	13	1	\$1370	\$1714
TSPA48H23	1 x 48 x 23	85	13	1	\$1242	\$1555
TSPA42H23	1 x 42 x 23	85	13	1	\$1090	\$1364
TSPA36H23	1 x 36 x 23	100	6	1	\$937	\$1170
TSPA30H23	1 x 30 x 23	150	4	1	\$777	\$973

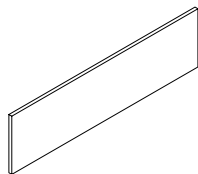
For use on **19.5" H** overhead storage (**DCSF0P_**, **DSFP_**, **DSFFP_**) with Pigeon-Hole Storage at a finished height of **72"**. See *Tackboard Notes* above for exact fabric availability. List Price shown applies for all fabric grades.

- **Must Specify Black (E) or Tungsten (K) Accessory Rail finish.**
- **NOTE:** Care should be taken to mount the units. Units should be mounted to wall studs using correct fasteners. Failure to do so may result in collapse of the unit and subsequent personal injury. **Mounting hardware not included.** Mounting hardware used should be based on wall material. Consult an installation professional for proper wall mounting.

Required Specifications

- Fabric
- Accessory Rail Finish

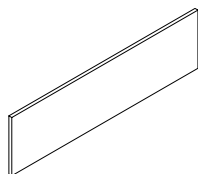
WALL MOUNTED TACKBOARDS FOR OVERHEAD STORAGE **MODEL#** **DIMENSIONS** **FREIGHT CLASS** **WT/LBS.** **CUBIC FT.** **GR. 1-3** **GR. 4-5**



Tackboard

	D x W x H						
DTS120	1 x 118 x 20	70	26	2	\$963	\$1207	
DTS114	1 x 112 x 20	70	25	2	\$914	\$1145	
DTS108	1 x 106 x 20	70	23	2	\$870	\$1091	
DTS102	1 x 100 x 20	85	19	2	\$824	\$1032	
DTS96	1 x 94 x 20	70	15	1	\$776	\$973	
DTS90	1 x 88 x 20	70	15	1	\$734	\$924	
DTS84	1 x 82 x 20	70	14	1	\$690	\$864	
DTS78	1 x 76 x 20	70	13	1	\$641	\$805	
DTS72	1 x 70 x 20	70	12	1	\$594	\$744	
DTS66	1 x 64 x 20	85	11	1	\$546	\$686	
DTS60	1 x 58 x 20	85	10	1	\$502	\$631	
DTS36	1 x 34 x 20	100	6	1	\$322	\$408	
DTS30	1 x 28 x 20	150	4	1	\$268	\$337	

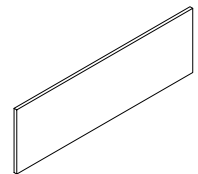
For use on **36" H** hutches (**D_SH36, D_SH36G, D_SH36DGD, D_SH36GDG**). **Factory installed**, with velcro tape. Please specify hutch to be installed on. *See Tackboard Notes above for exact fabric availability.* List Price shown applies for all fabric grades.



Tackboard

DTS120H26	1 x 118 x 26	70	34	2	\$1245	\$1559
DTS114H26	1 x 112 x 26	70	32	2	\$1184	\$1483
DTS108H26	1 x 106 x 26	70	30	2	\$1122	\$1405
DTS102H26	1 x 100 x 26	85	24	2	\$1063	\$1335
DTS96H26	1 x 94 x 26	92.5	20	2	\$1005	\$1259
DTS90H26	1 x 88 x 26	92.5	20	2	\$941	\$1181
DTS84H26	1 x 82 x 26	100	18	2	\$882	\$1107
DTS78H26	1 x 76 x 26	100	17	2	\$824	\$1032
DTS72H26	1 x 70 x 26	70	16	1	\$761	\$956
DTS66H26	1 x 64 x 26	85	14	1	\$701	\$879
DTS60H26	1 x 58 x 26	85	13	1	\$641	\$805
DTS36H26	1 x 34 x 26	100	8	1	\$403	\$506
DTS30H26	1 x 28 x 26	150	5	1	\$338	\$428

For use on **42" H and 54" H** hutches (**D_SH42/54, D_SH42/54G, D_SH42/54DGD, D_SH42/54GDG**). **Factory installed**, with velcro tape. Please specify hutch to be installed on. *See Tackboard Notes above for exact fabric availability.* List Price shown applies for all fabric grades.



Tackboard

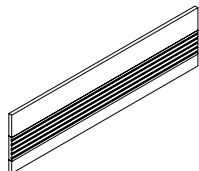
DTSP120H23	1 x 118 x 23	70	34	2	\$1245	\$1559
DTSP114H23	1 x 112 x 23	70	32	2	\$1184	\$1483
DTSP108H23	1 x 106 x 23	70	30	2	\$1122	\$1405
DTSP102H23	1 x 100 x 23	85	24	2	\$1063	\$1335
DTSP96H23	1 x 94 x 23	92.5	20	2	\$1005	\$1259
DTSP90H23	1 x 88 x 23	92.5	20	1	\$941	\$1181
DTSP84H23	1 x 82 x 23	70	18	1	\$882	\$1107
DTSP78H23	1 x 76 x 23	70	17	1	\$824	\$1032
DTSP72H23	1 x 70 x 23	70	16	1	\$761	\$956
DTSP66H23	1 x 64 x 23	85	14	1	\$701	\$879
DTSP60H23	1 x 58 x 23	85	13	1	\$641	\$805
DTSP54H23	1 x 52 x 23	85	13	1	\$588	\$737
DTSP48H23	1 x 46 x 23	85	13	1	\$520	\$653
DTSP42H23	1 x 40 x 23	85	13	1	\$462	\$581
DTSP36H23	1 x 34 x 23	100	8	1	\$403	\$506
DTSP30H23	1 x 28 x 23	150	5	1	\$338	\$428

For use on **42" H and 54" H** hutches (**D_SHP42/54, D_SHP42/54G, D_SHP42/54DGD, D_SHP42/54GDG**) with Pigeon-Hole Storage. **Factory installed**, with velcro tape. Please specify hutch to be installed on. *See Tackboard Notes above for exact fabric availability.* List Price shown applies for all fabric grades.

Required Specifications

Fabric

TACKBOARDS FOR HUTCHES

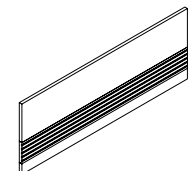


Tackboard - Accessory Rail

MODEL#	DIMENSIONS	FREIGHT CLASS	WT/LBS.	CUBIC FT.	GR. 1-3	GR. 4-5
D x W x H						
DTSA120	1 x 118 x 20	85	26	2	\$1678	\$2103
DTSA114	1 x 112 x 20	85	25	2	\$1599	\$2004
DTSA108	1 x 106 x 20	92.5	23	2	\$1511	\$1892
DTSA102	1 x 100 x 20	100	19	2	\$1432	\$1793
DTSA96	1 x 94 x 20	70	15	1	\$1346	\$1684
DTSA90	1 x 88 x 20	70	15	1	\$1271	\$1594
DTSA84	1 x 82 x 20	85	14	1	\$1184	\$1483
DTSA78	1 x 76 x 20	85	13	1	\$1105	\$1384
DTSA72	1 x 70 x 20	85	12	1	\$1023	\$1281
DTSA66	1 x 64 x 20	92.5	11	1	\$936	\$1173
DTSA60	1 x 58 x 20	92.5	10	1	\$856	\$1074
DTSA54	1 x 52 x 20	92.5	10	1	\$776	\$973
DTSA48	1 x 46 x 20	92.5	10	1	\$695	\$871
DTSA42	1 x 40 x 20	92.5	10	1	\$615	\$773
DTSA36	1 x 34 x 20	125	6	1	\$528	\$664
DTSA30	1 x 28 x 20	150	4	1	\$445	\$561

For use on 36" H hutches (D_SH36, D_SH36G, D_SH36DGD, D_SH36GDG). Factory installed, with velcro tape. Please specify hutch to be installed on. See Tackboard Notes above for exact fabric availability. List Price shown applies for all fabric grades.

- Must Specify Black (E) or Tungsten (K) Accessory Rail finish.



Tackboard - Accessory Rail

DTSA120H26	1 x 118 x 26	85	26	2	\$2007	\$2513
DTSA114H26	1 x 112 x 26	85	25	2	\$1908	\$2390
DTSA108H26	1 x 106 x 26	92.5	23	2	\$1813	\$2272
DTSA102H26	1 x 100 x 26	100	19	2	\$1714	\$2145
DTSA96H26	1 x 94 x 26	70	15	1	\$1612	\$2019
DTSA90H26	1 x 88 x 26	70	15	1	\$1518	\$1900
DTSA78H26	1 x 76 x 26	85	13	1	\$1319	\$1652
DTSA72H26	1 x 70 x 26	85	12	1	\$1198	\$1501
DTSA66H26	1 x 64 x 26	92.5	11	1	\$1122	\$1405
DTSA60H26	1 x 58 x 26	92.5	10	1	\$1023	\$1281
DTSA54H26	1 x 52 x 26	92.5	10	1	\$924	\$1157
DTSA48H26	1 x 46 x 26	92.5	10	1	\$828	\$1039
DTSA42H26	1 x 40 x 26	92.5	10	1	\$729	\$913
DTSA36H26	1 x 34 x 26	125	6	1	\$627	\$785
DTSA30H26	1 x 28 x 26	150	4	1	\$534	\$671

For use on 42" H and 54" H hutches (D_SH42/54, D_SH42/54G, D_SH42/54DGD, D_SH42/54GDG). Factory installed, with velcro tape. Please specify hutch to be installed on. See Tackboard Notes above for exact fabric availability. List Price shown applies for all fabric grades.

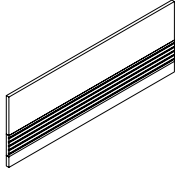
- Must Specify Black (E) or Tungsten (K) Accessory Rail finish.

Required Specifications

- Fabric
- Accessory Rail finish

TACKBOARDS FOR HUTCHES

MODEL#	DIMENSIONS	FREIGHT CLASS	WT/LBS.	CUBIC FT.	GR. 1-3	GR. 4-5
D x W x H						
DTSPA120H23	1 x 118 x 23	70	34	2	\$2088	\$2612
DTSPA114H23	1 x 112 x 23	70	32	2	\$1988	\$2489
DTSPA108H23	1 x 106 x 23	70	30	2	\$1879	\$2351
DTSPA102H23	1 x 100 x 23	85	24	2	\$1795	\$2249
DTSPA96H23	1 x 94 x 23	92.5	20	2	\$1678	\$2103
DTSPA90H23	1 x 88 x 23	92.5	20	2	\$1580	\$1981
DTSPA84H23	1 x 82 x 23	100	18	2	\$1472	\$1845
DTSPA78H23	1 x 76 x 23	100	17	2	\$1373	\$1720
DTSPA72H23	1 x 70 x 23	70	16	1	\$1271	\$1594
DTSPA66H23	1 x 64 x 23	85	14	1	\$1166	\$1462
DTSPA60H23	1 x 58 x 23	85	13	1	\$1063	\$1335
DTSPA54H23	1 x 52 x 23	85	13	1	\$963	\$1207
DTSPA48H23	1 x 46 x 23	85	13	1	\$856	\$1074
DTSPA42H23	1 x 40 x 23	85	13	1	\$756	\$948
DTSPA36H23	1 x 34 x 23	100	8	1	\$653	\$823
DTSPA30H23	1 x 28 x 23	150	5	1	\$555	\$698



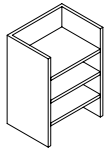
Tackboard - Accessory Rail*

For use on **42"H** and **54"H** hutches (**D_SHP42/54, D_SHP42/54G, D_SHP42/54DGD, D_SHP42/54GDG**) with Pigeon-Hole Storage. **Factory installed**, with velcro tape. Please specify hutch to be installed on. See *Tackboard Notes above* for exact fabric availability. List Price shown applies for all fabric grades.

- **Must Specify Black (E) or Tungsten (K) Accessory Rail finish.**

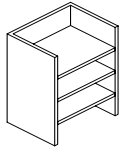
HUTCH ACCESSORIES

MODEL#	DIMENSIONS	FREIGHT CLASS	WT/LBS.	CUBIC FT.	veneer/LAMINATE	ALL VENEER
DCPH131226	12 x 13 x 26	100	16	2	\$613	\$733
DCPH131223	12 x 13 x 23	125	15	2	\$520	\$625
DCPH131219	12 x 13 x 19	125	12	2	\$392	\$472



Vertical Pigeon-Hole Storage, Letter**

Used in conjunction with overhead storage units and hutches that incorporate horizontal pigeon-hole storage. Not freestanding. Shipped RTA (ready to assemble).



Vertical Pigeon-Hole Storage, Legal**

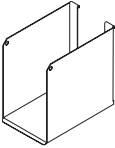
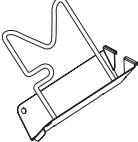
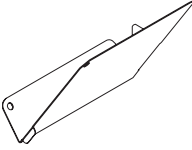
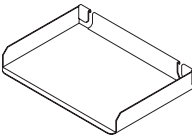
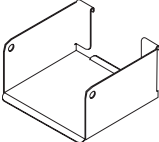
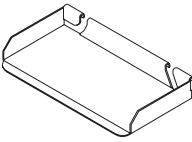
DCPH161226	12 x 16 x 26	125	20	3	\$753	\$906
DCPH161223	12 x 16 x 23	125	18	3	\$638	\$766
DCPH161219	12 x 16 x 19	125	15	2	\$485	\$579

Used in conjunction with overhead storage units and hutches that incorporate horizontal pigeon-hole storage. Not freestanding. Shipped RTA (ready to assemble).

Required Specifications

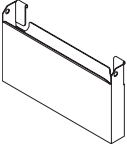

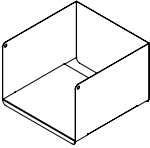
- Fabric*
- Accessory Rail finish*
- Veneer finish**
- Laminate finish**

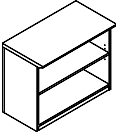
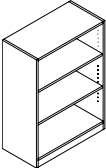
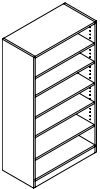
ACCESSORY RAIL/PANEL ORGANIZERS	MODEL#	DIMENSIONS		FREIGHT CLASS	WT/LBS.	CUBIC FT.	LIST PRICE
Available Finishes:		D x W x H					
	BLK	Black	SIL	Silver			
	CHR	Charcoal	TPE	Taupe			
	DWT	Designer White	TUN	Tungsten			
	NEV	Nevada					

	MODEL#	DIMENSIONS	FREIGHT CLASS	WT/LBS.	CUBIC FT.	LIST PRICE
 Binder Bin	BABB01	10.25 x 4 x 9	100	2	.21	\$75
Load bar/accessory rail mounted metal binder bin.						
 Flip Sorter	BAFS01	9.25 x 2.75 x 9.25	70	.06	.14	\$58
Load bar/accessory rail mounted metal flip sorter. Comes with chrome wire.						
 Slant Sorter	BASS01L (Left)	10.25 x 5 x 9.5	70	1	.28	\$47
	BASS01R (Right)	10.25 x 5 x 9.5	70	1	.28	\$47
Load bar/accessory rail mounted metal slant sorter.						
 Letter Tray	BALTO1	9.25 x 13.5 x 2	70	.50	.15	\$62
Load bar/accessory rail mounted metal letter tray.						
 Media Bin	BAMB01	5.25 x 5.75 x 3	70	.08	.05	\$62
Load bar/accessory rail mounted metal media bin.						
 Utility Tray	BAUT01	3.75 x 5.75 x 3	70	.05	.02	\$41
Load bar/accessory rail mounted metal utility tray.						

Required Specifications

Metal finish

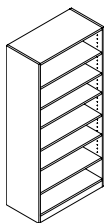
ACCESSORY RAIL/PANEL ORGANIZERS	MODEL#	DIMENSIONS	FREIGHT CLASS	WT./LBS.	CUBIC FT.	LIST PRICE	
 Mail Box*  Telephone Holder*  Elevated Shelf Binder Bin*		D x W x H					
	BAPP01	2.75 x 16 x 9	100	2	.25	\$94	
	Load bar/accessory rail mounted metal mail box.						
	BATH01	10 x 9 x 2	125	2	.26	\$91	
	Load bar/accessory rail mounted metal telephone holder.						
	BRTESBBIN	12 x 12 x 8	100	6	.66	\$193	
	Load bar/accessory rail mounted elevated shelf binder bin.						

BOOKCASES	MODEL#	DIMENSIONS	FREIGHT CLASS	WT./LBS.	CUBIC FT.	VENEER/LAMINATE	ALL VENEER
 Bookcase - 29" High**	DB23615	15 x 36 x 29	92.5	90	9	\$1350	\$1617
	DB23015	15 x 30 x 29	92.5	90	8	\$1179	\$1416
	Includes one adjustable veneer shelf. Shelf is 3/4" thick. Shipped assembled in 1 carton.						
 Bookcase - 48" High**	DB43615	15 x 36 x 48	100	140	15	\$1684	\$2019
	DB43015	15 x 30 x 48	92.5	140	13	\$1474	\$1768
	Includes two adjustable veneer shelves. Shelf is 3/4" thick. Shipped assembled in 1 carton.						
 Bookcase - 66" High**	DB53615	15 x 36 x 66	100	188	21	\$2042	\$2451
	DB53015	15 x 30 x 66	92.5	188	17	\$1788	\$2143
	Includes five adjustable veneer shelves. Shelf is 3/4" thick. Shipped assembled in 1 carton.						

Required Specifications

- Metal finish*
- Veneer finish (shelves)**
- Laminate finish (top/body)**

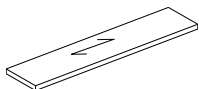
BOOKCASES



Bookcase - 72" High

MODEL#	DIMENSIONS D x W x H	FREIGHT CLASS	WT/LBS.	CUBIC FT.	VENEER/LAMINATE	ALL VENEER
DB63615	15 x 36 x 72	100	210	23	\$2214	\$2658
DB63015	15 x 30 x 72	92.5	210	19	\$1939	\$2326

Includes **six adjustable** veneer shelves. Shelf is 3/4" thick. Shipped assembled in 1 carton.

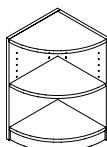


Tops 15" Deep

DT3617D	17 x 36 x 1	65	27	1	N/A	\$663
DT3017D	17 x 30 x 1	65	23	1	N/A	\$551

For use with 15" deep bookcases. Tops are 1" thick. Shipped assembled in 1 carton.

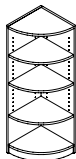
END SHELVES



End Shelf - 29" High

MODEL#	DIMENSIONS	FREIGHT CLASS	WT/LBS.	CUBIC FT.	VENEER/LAMINATE	ALL VENEER
DB2R1515	15 x 15 x 29	100	37	4	\$1063	\$1275

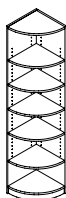
For use at end of **worksurfaces or storage modules**. Includes one adjustable veneer shelf. Shipped assembled in 1 carton..



End Shelf - 48" High

DB4R1515	15 x 15 x 48	100	59	6	\$1323	\$1589
----------	--------------	-----	----	---	--------	--------

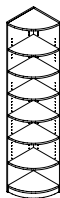
For use at end of **storage modules or wardrobe cabinets**. Includes **three adjustable** veneer shelves. Shipped assembled in 1 carton.



End Shelf - 66" High

DB5R1515	15 x 15 x 66	100	81	9	\$1610	\$1930
----------	--------------	-----	----	---	--------	--------

For use at end of **storage modules, wardrobe cabinets or personal towers**. Includes **five adjustable** veneer shelves. Shipped assembled in 1 carton.



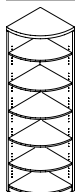
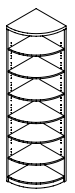
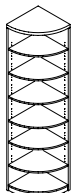
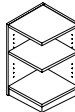
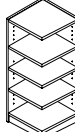

End Shelf - 72" High

DB6R1515	15 x 15 x 72	100	83	9	\$1748	\$2096
----------	--------------	-----	----	---	--------	--------

For use at end of **storage modules, wardrobe cabinets or personal towers**. Includes **six adjustable** veneer shelves. Shipped assembled in 1 carton.

Required Specifications

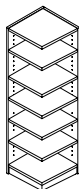
- Veneer finish (shelves)
- Laminate finish (top/body)

END SHELVES	MODEL#	DIMENSIONS	FREIGHT CLASS	WT/LBS.	CUBIC FT.	veneer/LAMINATE	ALL VENEER
 <p>End Shelf - 66" High</p>	D x W x H						
	DB7R2424	24 x 24 x 66	100	187	22	\$2934	\$3522
	DB7R2222	22 x 22 x 66	100	157	18	\$2554	\$3066
	DB7R2020	20 x 20 x 66	100	130	15	\$2436	\$2925
<p>For use at end of storage modules, wardrobe cabinets or personal towers. Includes five adjustable veneer shelves. Shipped assembled in 1 carton.</p>							
 <p>End Shelf - 72" High</p>	DB7R2424H72	24 x 24 x 72	125	204	28	\$3203	\$3843
	DB7R2222H72	22 x 22 x 72	100	171	20	\$2791	\$3346
	DB7R2020H72	20 x 20 x 72	100	142	17	\$2658	\$3190
	<p>For use at end of storage modules, wardrobe cabinets or personal towers. Includes six adjustable veneer shelves. Shipped assembled in 1 carton.</p>						
 <p>End Shelf - 84" High</p>	DB7R2424H84	24 x 24 x 84	100	234	28	\$3735	\$4481
	DB7R2222H84	22 x 22 x 84	100	189	20	\$3423	\$4106
	DB7R2020H84	20 x 20 x 84	100	163	19	\$3262	\$3915
	<p>For use at end of storage modules, wardrobe cabinets or personal towers. Includes seven adjustable veneer shelves. Shipped assembled in 1 carton.</p>						
 <p>End Shelf - 29" High - Square</p>	DB2S1515	15 x 15 x 29	100	37	4	\$1119	\$1345
<p>For use at end of worksurfaces or storage modules. Includes one adjustable veneer shelf. Shipped assembled in 1 carton.</p>							
 <p>End Shelf - 48" High - Square</p>	DB4S1515	15 x 15 x 48	100	59	6	\$1399	\$1674
<p>For use at end of storage modules or wardrobe cabinets. Includes three adjustable veneer shelves. Shipped assembled in 1 carton.</p>							
 <p>End Shelf - 66" High - Square</p>	DB5S1515	15 x 15 x 66	100	81	9	\$1695	\$2035
<p>For use at end of storage modules, wardrobe cabinets or personal towers. Includes five adjustable veneer shelves. Shipped assembled in 1 carton.</p>							

Required Specifications

- Veneer finish (shelves)
- Laminate finish (top/body)

END SHELVES	MODEL#	DIMENSIONS	FREIGHT CLASS	WT./LBS.	CUBIC FT.	VENEER/LAMINATE	ALL VENEER
-------------	--------	------------	---------------	----------	-----------	-----------------	------------



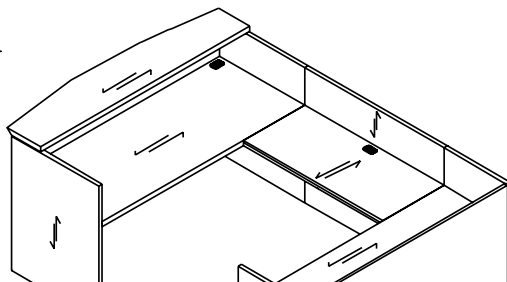
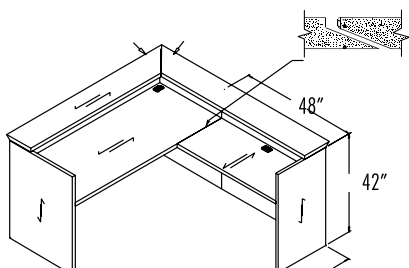
		D x W x H					
	DB6S1515	15 x 15 x 72	100	83	9	\$1842	\$2209

End Shelf - 72" High - Square

For use at end of storage modules, wardrobe cabinets or personal towers. Includes six adjustable veneer shelves. Shipped assembled in 1 carton.

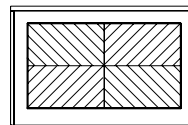
RECEPTION DESKS

- To add storage use storage shells. See pages 40-42.
- Includes GM1 grommet.
- Transaction tops to be specified separately, handed by square edge from user side.
- Decorative Front Panels should be specified separately. Size chosen should be 12" less than desk dimensions. Available in Reverse Diamond, Vertical Rib, Vertical Grain and Horizontal Grain Patterns.

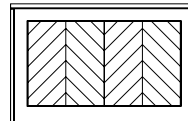


OPTION DETAILS

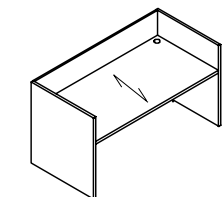
Decorative Front Panel (Reverse Diamond Pattern)
DGFDP5430F



Decorative Front Panel (Vertical Rib Pattern)
DGFDP5430RIB



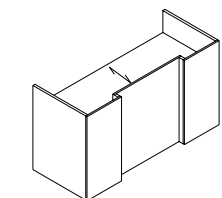
MODEL#	DIMENSIONS	FREIGHT CLASS	WT./LBS.	CUBIC FT.	VENEER/LAMINATE	ALL VENEER
--------	------------	---------------	----------	-----------	-----------------	------------



Gallery/Reception Desk Shell*

DGC10836	36 x 108 x 42	150	533	95	\$6883	\$8257
DGC10236	36 x 102 x 42	150	503	89	\$6498	\$7798
DGC9636	36 x 96 x 42	150	473	84	\$6118	\$7340
DGC9036	36 x 90 x 42	150	444	79	\$5736	\$6884
DGC8436	36 x 84 x 42	150	414	74	\$5352	\$6420
DGC7236	36 x 72 x 42	150	355	63	\$4589	\$5505
DGC7230	30 x 72 x 42	150	315	53	\$4439	\$5327
DGC6630	30 x 66 x 42	125	295	48	\$4001	\$4799
DGC6030	30 x 60 x 42	125	275	44	\$4329	\$5192

No pedestals. Two grommets in worksurface. For use with modular storage components. Shipped assembled in 1 carton.



Gallery/Reception Desk Shell
Breakfront Style

DGIC10836	36 x 108 x 42	150	533	95	\$8454	\$10146
DGIC10236	36 x 102 x 42	150	503	89	\$7986	\$9582
DGIC9636	36 x 96 x 42	150	473	84	\$7517	\$9020
DGIC9036	36 x 90 x 42	150	444	79	\$7048	\$8457
DGIC8436	36 x 84 x 42	150	414	74	\$6578	\$7894
DGIC7236	36 x 72 x 42	150	355	63	\$5640	\$6768
DGIC7230	30 x 72 x 42	150	315	53	\$5455	\$6545
DGIC6630	30 x 66 x 42	125	295	48	\$5318	\$6383
DGIC6030	30 x 60 x 42	125	275	44	\$5019	\$6020

No pedestals. Two grommets in worksurface. For use with modular storage components. Shipped assembled in 1 carton.

Required Specifications

Veneer Finish
Laminate Finish

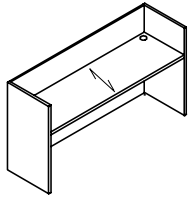
Optional Specifications

Additional Grommet (Reception Desks)
Decorative Panel*

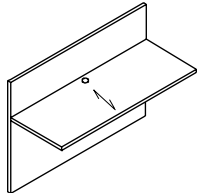
Accessories

Storage Shells (Reception Desks)

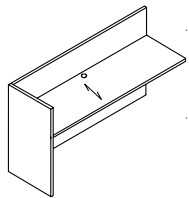
RECEPTION DESKS



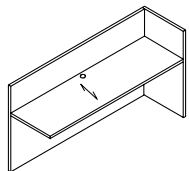
Gallery/Reception Credenza Shell*



Bridge



Reception Return - LEFT



Reception Return - RIGHT

MODEL#	DIMENSIONS D x W x H	FREIGHT CLASS	WT/LBS.	CUBIC FT.	VENEER/LAMINATE	ALL VENEER
DGC10824	24 x 108 x 42	150	353	63	\$5394	\$6473
DGC10224	24 x 102 x 42	150	333	60	\$5095	\$6116
DGC9624	24 x 96 x 42	150	314	56	\$4794	\$5755
DGC9024	24 x 90 x 42	150	294	53	\$4495	\$5393
DGC8424	24 x 84 x 42	150	274	49	\$4193	\$5035
DGC7224	24 x 72 x 42	150	235	42	\$3599	\$4317
DGC6624	24 x 66 x 42	150	216	39	\$3382	\$4057
DGC6024	24 x 60 x 42	150	196	35	\$3167	\$3801

No pedestals. Two grommets in worksurface. For use with modular storage components. Shipped assembled in 1 carton.

DGBT5624CG	24 x 56 x 42	150	178	32	\$3018	\$3625
DGBT5424CG	24 x 54 x 42	150	169	29	\$3018	\$3625
DGBT5024CG	24 x 50 x 42	150	151	27	\$2682	\$3217
DGBT4824CG	24 x 48 x 42	150	142	26	\$2682	\$3217
DGBT4424CG	24 x 44 x 42	150	134	23	\$2348	\$2815
DGBT4224CG	24 x 42 x 42	150	127	22	\$2348	\$2815
DGBT3824CG	24 x 38 x 42	150	119	20	\$2115	\$2537
DGBT3624CG	24 x 36 x 42	150	112	19	\$2115	\$2537

Attaches between **Gallery Desk and Gallery Credenza Only**. One grommet in center of worksurface. Shipped assembled in 1 carton.

- To remove cross-grain veneer pattern on top, **delete "CG"** from model number. Available as a special - no upcharge.

DGRL7224	24 x 72 x 42	125	273	42	\$4530	\$5436
DGRL6624	24 x 66 x 42	125	250	39	\$4153	\$4984
DGRL6024	24 x 60 x 42	125	228	35	\$3778	\$4531
DGRL5424	24 x 54 x 42	125	205	32	\$3400	\$4081
DGRL4824	24 x 48 x 42	125	182	28	\$3025	\$3628
DGRL4224	24 x 42 x 42	125	159	25	\$2644	\$3173
DGRL3624	24 x 36 x 42	125	137	21	\$2381	\$2854

No pedestal. One grommet in center of worksurface. For use with modular storage components. Shipped assembled in 1 carton.

DGRR7224	24 x 72 x 42	125	273	42	\$4530	\$5436
DGRR6624	24 x 66 x 42	125	250	39	\$4153	\$4984
DGRR6024	24 x 60 x 42	125	228	35	\$3778	\$4531
DGRR5424	24 x 54 x 42	125	205	32	\$3400	\$4081
DGRR4824	24 x 48 x 42	125	182	28	\$3025	\$3628
DGRR4224	24 x 42 x 42	125	159	25	\$2644	\$3173
DGRR3624	24 x 36 x 42	125	137	21	\$2381	\$2854

No pedestal. One grommet in center of worksurface. For use with modular storage components. Shipped assembled in 1 carton.

Required Specifications

Veneer Finish
Laminate Finish

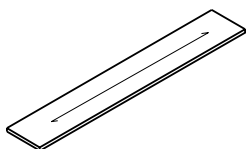
Optional Specifications

Additional grommet*
Decorative panel*

Accessories

Storage shells*

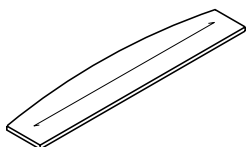
TRANSACTION TOPS



Transaction Counter Top

MODEL#	DIMENSIONS D x W x H	FREIGHT CLASS	WT./LBS.	CUBIC FT.	VENEER/LAMINATE	ALL VENEER
DGTT10810	10 x 108 x 1.50	100	78	8	N/A	\$1276
DGTT10210	10 x 102 x 1.50	92.5	72	7	N/A	\$1207
DGTT9610	10 x 96 x 1.50	100	66	7	N/A	\$1137
DGTT9010	10 x 90 x 1.50	92.5	60	6	N/A	\$1065
DGTT8410	10 x 84 x 1.50	100	54	6	N/A	\$994
DGTT7210	10 x 72 x 1.50	100	48	5	N/A	\$854
DGTT6610	10 x 66 x 1.50	100	42	5	N/A	\$780
DGTT6010	10 x 60 x 1.50	100	36	4	N/A	\$712

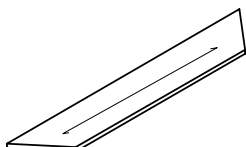
Rectangular top for main reception desk. Counter sits on top of Gallery panels. Does not overhang. **Factory installed - specify Gallery to be used on.** Size must match dimension of desk front or combined desk side and return length. Hardware included.



Bow Front Transaction Counter Top

DGTTM1081013	10-13 x 108 x 1.50	125	78	10	N/A	\$2551
DGTTM1021013	10-13 x 102 x 1.50	100	72	9	N/A	\$2831
DGTTM961013	10-13 x 96 x 1.50	125	66	9	N/A	\$2268
DGTTM901013	10-13 x 90 x 1.50	125	60	8	N/A	\$2126
DGTTM841013	10-13 x 84 x 1.50	125	54	8	N/A	\$1986
DGTTM721013	10-13 x 72 x 1.50	125	48	7	N/A	\$1702
DGTTM661013	10-13 x 66 x 1.50	125	42	6	N/A	\$1562
DGTTM601013	10-13 x 60 x 1.50	125	36	5	N/A	\$1418

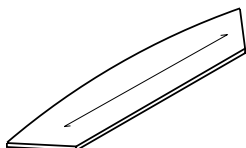
Bow top for main reception desk. Counter sits on top of Gallery panels. Bow front overhangs 3". **Factory installed - specify Gallery to be used on.** Size must match dimension of desk front or combined desk side and return length. Hardware included.



Trapezoid Transaction Counter Top

DGTTA10810	10 x 108 x 1.50	100	78	8	N/A	\$1449
DGTTA10210	10 x 102 x 1.50	92.5	72	7	N/A	\$1378
DGTTA9610	10 x 96 x 1.50	100	66	7	N/A	\$1307
DGTTA9010	10 x 90 x 1.50	92.5	60	6	N/A	\$1236
DGTTA8410	10 x 84 x 1.50	100	54	6	N/A	\$1168
DGTTA7210	10 x 72 x 1.50	100	48	5	N/A	\$1024
DGTTA6610	10 x 66 x 1.50	100	42	5	N/A	\$956
DGTTA6010	10 x 60 x 1.50	100	36	4	N/A	\$882

Trapezoid top for main reception desk. 45° mitered ends on left and right. For use with left and right 45° mitered return transaction counters. Counter sits on top of Gallery panels. Does not overhang. **Factory installed - specify Gallery to be used on.** Width must match dimension of desk front. Hardware included.



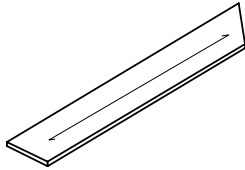
Bow Front Trapezoid Transaction Counter Top

DGTTMA1081013	10-13 x 108 x 1.50	125	78	10	N/A	\$2718
DGTTMA1021013	10-13 x 102 x 1.50	100	72	9	N/A	\$2578
DGTTMA961013	10-13 x 96 x 1.50	125	66	9	N/A	\$2437
DGTTMA901013	10-13 x 90 x 1.50	125	60	8	N/A	\$2296
DGTTMA841013	10-13 x 84 x 1.50	125	54	8	N/A	\$2158
DGTTMA721013	10-13 x 72 x 1.50	125	48	7	N/A	\$1872
DGTTMA661013	10-13 x 66 x 1.50	125	42	6	N/A	\$1729
DGTTMA601013	10-13 x 60 x 1.50	125	36	5	N/A	\$1591

Trapezoid bow top for main reception desk. 45° mitered ends on left and right. For use with left and right 45° mitered return transaction counters. Counter sits on top of Gallery panels. Bow front overhangs 3". **Factory installed - specify Gallery to be used on.** Width must match dimension of desk front. Hardware included.

Required Specifications
Veneer Finish

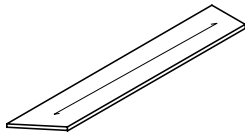
TRANSACTION TOPS **MODEL#** **DIMENSIONS** **FREIGHT CLASS** **WT/LBS.** **CUBIC FT.** **VENEER/LAMINATE** **ALL VENEER**



Transaction Counter Top - LEFT

	D x W x H						
DGTTAL12010	10 x 120 x 1.50	92.5	84	8	N/A	\$1531	
DGTTAL11410	10 x 114 x 1.50	92.5	81	8	N/A	\$1455	
DGTTAL10810	10 x 108 x 1.50	100	78	8	N/A	\$1390	
DGTTAL10210	10 x 102 x 1.50	92.5	72	7	N/A	\$1321	
DGTTAL9610	10 x 96 x 1.50	100	66	7	N/A	\$1251	
DGTTAL9010	10 x 90 x 1.50	92.5	60	6	N/A	\$1178	
DGTTAL8410	10 x 84 x 1.50	100	54	6	N/A	\$1110	
DGTTAL7210	10 x 72 x 1.50	100	48	5	N/A	\$966	
DGTTAL6610	10 x 66 x 1.50	100	42	5	N/A	\$898	
DGTTAL6010	10 x 60 x 1.50	100	36	4	N/A	\$827	
DGTTAL3610	10 x 36 x 1.50	100	24	3	N/A	\$497	
DGTTAL3010	10 x 30 x 1.50	92.5	20	2	N/A	\$417	
DGTTAL2410	10 x 24 x 1.50	100	16	2	N/A	\$366	

Rectangular top for main reception desk with 45° mitered end on **left**. For use with rectangular or bow front transaction counters with miters at both ends. Width must match dimension of Gallery Desk end and Return width. Counter sits on top of Gallery panels. Does not overhang. **Factory installed - specify Gallery to be used on.** Hardware included.



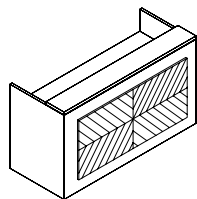
Transaction Counter Top - RIGHT

DGTTAR12010	10 x 120 x 1.50	92.5	84	8	N/A	\$1531
DGTTAR11410	10 x 114 x 1.50	92.5	81	8	N/A	\$1455
DGTTAR10810	10 x 108 x 1.50	100	78	8	N/A	\$1390
DGTTAR10210	10 x 102 x 1.50	92.5	72	7	N/A	\$1321
DGTTAR9610	10 x 96 x 1.50	100	66	7	N/A	\$1251
DGTTAR9010	10 x 90 x 1.50	92.5	60	6	N/A	\$1178
DGTTAR8410	10 x 84 x 1.50	100	54	6	N/A	\$1110
DGTTAR7210	10 x 72 x 1.50	100	48	5	N/A	\$966
DGTTAR6610	10 x 66 x 1.50	100	42	5	N/A	\$898
DGTTAR6010	10 x 60 x 1.50	100	36	4	N/A	\$827
DGTTAR3610	10 x 36 x 1.50	100	24	3	N/A	\$497
DGTTAR3010	10 x 30 x 1.50	92.5	20	2	N/A	\$417
DGTTAR2410	10 x 24 x 1.50	100	16	2	N/A	\$366

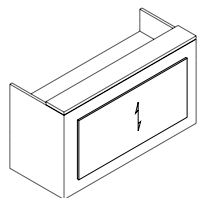
Rectangular top for main reception desk with 45° mitered end on **right**. For use with rectangular or bow front transaction counters with miters at both ends. Width must match dimension of Gallery Desk end and Return width. Counter sits on top of Gallery panels. Does not overhang. **Factory installed - specify Gallery to be used on.** Hardware included.

Required Specifications
Veneer Finish

RECEPTION DESKS



**Decorative Front Panel
Reverse Diamond Pattern**



**Decorative Front Panel
Vertical Grain Pattern**

MODEL#	DIMENSIONS D x W x H	FREIGHT CLASS	WT./LBS.	CUBIC FT.	VENEER/LAMINATE	ALL VENEER
DGFDP9630F	1 x 96 x 30	92.5	81	8	N/A	\$2539
DGFDP9030F	1 x 90 x 30	100	78	8	N/A	\$2377
DGFDP8430F	1 x 84 x 30	92.5	72	7	N/A	\$2222
DGFDP7230F	1 x 72 x 30	100	66	7	N/A	\$1904
DGFDP6030F	1 x 60 x 30	92.5	60	6	N/A	\$1591
DGFDP5430F	1 x 54 x 30	100	54	6	N/A	\$1429
DGFDP4830F	1 x 48 x 30	100	48	5	N/A	\$1272

Raised decorative front panel for a reception desk. Size should be 12" less than desk dimensions. **Factory installed.** Hardware included.

DGFDP9630V	1 x 96 x 30	92.5	81	8	N/A	\$2210
DGFDP9030V	1 x 90 x 30	100	78	8	N/A	\$2069
DGFDP8430V	1 x 84 x 30	92.5	72	7	N/A	\$1936
DGFDP7230V	1 x 72 x 30	100	66	7	N/A	\$1657
DGFDP6030V	1 x 60 x 30	92.5	60	6	N/A	\$1381
DGFDP5430V	1 x 54 x 30	100	54	6	N/A	\$1249
DGFDP4830V	1 x 48 x 30	100	48	5	N/A	\$1105

Raised decorative front panel for a reception desk. Size should be 12" less than desk dimensions. **Factory installed.** Hardware included.

Required Specifications

Veneer finish

foundations

