

## INCLUDE



**Model IN30AHB**  
High Back Weight  
Sensing Synchro-Tilter



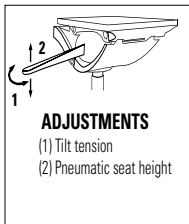
**Model IN30AMB**  
Mid Back Weight  
Sensing Synchro-tilter



Contrasting Textile Application.

## MECHANISM::

Weight sensing synchro-tilter  
mechanism



Ergonomic features:

B, C, L, M, N, U

## STANDARD FEATURES

- Include chairs combine exceptional comfort with refined elegance. The series is Global's first to offer new kinetic motion, weight balanced synchronous tilt providing smooth action and support. Include goes beyond the boardroom, from collaboration to light work and executive offices.
- Available in two back heights. Backs are contoured with an inner flexible structure and lumbar with over-molded foam and includes an integrated, passive adjustment lumbar pad to create a new level of comfort in an upholstered back.
- The durable, injected molded foam seat includes a waterfall front edge and an under seat structure with a sleek, fastener-free aesthetic.
- The series offers fixed arm and armless models.
- The polished aluminum fixed arm is standard with a flush-mount, soft, durable and warm to the touch urethane (**SSU**) arm cap. Select arm cap finish in standard Black (**BLK**) or optional Kalua (**KAL**) and Shadow (**SHW**), see upcharges.
- A (**4Z**) 4" gas cylinder is standard and matches the selected base finish. The cylinder supports a 17" to 21" seat height with a max arm height clearing tables with under-surface clearance of 27". Note, higher range cylinders are not recommended with fixed arm models and may result in arm contact with table edge. Check clearance to avoid damage.
- Five prong, injection molded, fiberglass reinforced Black nylon base (**B7**) is standard. Polished aluminum base is optional. See upcharge.
- C82, 2.5" dual wheel carpet casters (**82**), standard. C82R, Hard floor caster (**8R**) are optional. See upcharge.
- The series is available to specify with two textiles, one for the seat cushion and one for the back. For pricing, start with the base price and add upcharges for both back graded textile upcharge and the seat graded textile upcharge. Upholstery options include fabric, coated fabric or leather.
- To minimize potential for cleaning liquids and spills entering the seat cushion, a moisture barrier (**MB**) creates a protective layer under permeable textiles and the seat foam, see upcharge. Moisture barrier is not available with sealed seams (**SE**).
- For approved coated textiles, sealed seat seams (**SE**) are available, see upcharge. Sealing the seams of water resistant materials ensures the seams are protected. Note, some puckering may occur at curves and corners due to the added material thickness. Chairs ship (**PAS**) Partially assembled, standard. Include's weight capacity is 300 lbs and is covered under Global's limited lifetime warranty.
- Note the Blended Textile Matrix is not applicable to this series when specified as noted above. For other multi-fabric applications, contact Customer Care.





## OPTIONAL FEATURES

Please add option codes in the following order:

- **Model number**  
Specify model number
- **Back textile**  
Specify textile code. See upcharges.
- **Seat seams and textile**  
(**NS**) No sealed seams.  
(**SE**) Sealed seams. Add \$24  
Specify textile code.
- **Armcap finish**  
(**BLK**) Black. No Upcharge.  
(**KAL**) Kalua. Add \$10  
(**SHW**) Shadow. Add \$10
- **Base finish**  
(**B7**) Black nylon base  
(**A7**) Polished aluminum base. Add \$140
- **Cylinder Type**  
(**4Z**) 4" Gas, 27" max arm height standard.  
Matches base finish.
- **Caster type**  
(**82**) 2.5" casters for carpet (C82).  
(**8R**) 2.5" casters for most hard surfaces (C82R).  
Add \$94
- **Moisture barrier** (seat only, not available with sealed seams)  
(**NB**) No moisture barrier  
(**MB**) Moisture barrier. Add \$107
- **Assembly type**  
(**PAS**) Partially assembled. No upcharge

## EXAMPLE INCLUDE ORDER CODE:

IN30AHB	FU75	NS	FU75	BLK	B7	4Z	82	NB	PAS
Model	Back Textile	Sealed Seat Seams	Seat Textile	Armcap Finish	Base Finish	Cylinder Type	Caster Type	Moisture Barrier	Assembly Type

DESCRIPTION			MODEL#/ FEATURES		STANDARD TEXTILE GRADES									
	IN30AHB	Base Price:	1/COM	2	3	4	5	6	7	8	9	10	11	12
		Back upcharge:	+0	\$40	\$72	\$118	\$183	\$210	\$267	\$355	\$422	\$494	\$645	\$804
		Seat upcharge:	+0	\$24	\$43	\$71	\$110	\$126	\$160	\$213	\$253	\$297	\$387	\$483
			OVERALL DIMENSIONS			SEAT DIMENSIONS			BACK DIMENSIONS					
			W	D	H	W	D	H	W	H				
			24.5	24.5	42.5		21	18	17-21		18	25		
					RTA 1	1 per carton								
	IN30NHB	Base Price:	1/COM	2	3	4	5	6	7	8	9	10	11	12
		Back upcharge:	+0	\$40	\$72	\$118	\$183	\$210	\$267	\$355	\$422	\$494	\$645	\$804
		Seat upcharge:	+0	\$24	\$43	\$71	\$110	\$126	\$160	\$213	\$253	\$297	\$387	\$483
			OVERALL DIMENSIONS			SEAT DIMENSIONS			BACK DIMENSIONS					
			W	D	H	W	D	H	W	H				
			24.5	24.5	42.5		21	18	17-21		18	25		
					RTA 1	1 per carton								
	IN30AMB	Base Price:	1/COM	2	3	4	5	6	7	8	9	10	11	12
		Back upcharge:	+0	\$32	\$57	\$94	\$146	\$168	\$213	\$284	\$337	\$395	\$516	\$643
		Seat upcharge:	+0	\$24	\$43	\$71	\$110	\$126	\$160	\$213	\$253	\$297	\$387	\$483
			OVERALL DIMENSIONS			SEAT DIMENSIONS			BACK DIMENSIONS					
			W	D	H	W	D	H	W	H				
			24.5	24	37.5		21	18	17-21		18	20.5		
					RTA 1	1 per carton								
	IN30NMB	Base Price:	1/COM	2	3	4	5	6	7	8	9	10	11	12
		Back upcharge:	+0	\$32	\$57	\$94	\$146	\$168	\$213	\$284	\$337	\$395	\$516	\$643
		Seat upcharge:	+0	\$24	\$43	\$71	\$110	\$126	\$160	\$213	\$253	\$297	\$387	\$483
			OVERALL DIMENSIONS			SEAT DIMENSIONS			BACK DIMENSIONS					
			W	D	H	W	D	H	W	H				
			21	24	37.5		21	18	17-21		18	20.5		
					RTA 1	1 per carton								