

## Seating

Effective July 14, 2025 – USA

Updated April 1, 2026



# PRICE LIST seating



# think global

## THE GLOBAL EDGE

### ERGONOMICS IN THE TOTAL OFFICE

- One stop shopping for a full range of office furniture.
- Seating, desks, tables, files, modular furniture, panels and accessories.
- Ergonomics, competitive pricing and built-in value.

### STRENGTH AND STABILITY

- Established in 1966.
- One of North America's largest office furniture manufacturers.
- Manufacturing and showrooms worldwide.

### QUICK SHIP - INSTOCK

- Thousands of products available in a 2 day quickship program.
- Hundreds of products in stock for immediate delivery.

### STRONG LOCAL REPRESENTATION

- Service and expert advice where you are, when you need it!

### MANUFACTURING CAPABILITY

- Vertical integration ensures "start to finish" control.
- Ongoing research and investment in new, innovative production technology.

### QUALITY ASSURANCE

- Quality Assurance Program is qualified by C.G.S.B. ISO9001 standards.
- On-site furniture testing facility.
- Product and components are tested to meet or exceed ANSI/BIFMA standards.

### ENVIRONMENTAL COMMITMENT

- Continuous development of "earth friendly" programs.
- One of the first molded foam manufacturers to create ozone friendly, CFC and HFC-free process.
- Seat and back pans are made from recyclable plastics and wood waste, enabling little waste and cost effective products.

## SYMBOL IDENTIFICATION

Each seating product with an RTA code identifies the assembly requirements.

**RTA 00** FULLY ASSEMBLED

**RTA 1** SIMPLE ASSEMBLY (No Tools Required)

Parts to Install:

- Casters
- Base
- Pneumatic Cylinder/Cover can

**RTA 2** MODEST ASSEMBLY (Tools Supplied, if necessary)

Parts to Install:

- Casters
- Base
- Pneumatic Cylinder/Cover can
- Back

**RTA 4** MODERATE ASSEMBLY (Tools Supplied)

Parts to Install:

- Casters
- Base
- Pneumatic Cylinder/Cover can
- Back
- Armrest

**RTA 8** FULL ASSEMBLY (Tools Supplied)

Parts to Install:

- Casters
- Base
- Pneumatic Cylinder/Cover can
- Back
- Armrest
- Mechanism



Global's Certified Products are in compliance with the stringent emission guidelines set by the GREENGUARD Environmental Institute and include all Upholstered Seating. To obtain a GREENGUARD or GREENGUARD Gold Certificate for any product, please go to the Environmental Commitment section on our website [www.globalfurnituregroup.com](http://www.globalfurnituregroup.com) and click on "GREENGUARD".



level™ certification, based on the ANSI/BIFMA e3-2012 furniture sustainability standard, sets furniture manufacturers on a path toward greater sustainability over time. Based on environmental and social criteria set forth in the standard, a product's entire supply chain is assessed.

Certification assessment includes an evaluation of specific corporate policies and guidelines and an assessment of associated company manufacturing facilities. Products must meet quantifiable milestones of environmental and social performance at every step of development.

The quantitative assessment addresses four categories: material use, energy and atmosphere impacts, human and ecosystem health and social responsibility.

Manufacturers earn points in each of the four categories. The level™ brand and its numeric rating of 1, 2 or 3 indicate what threshold of certification a product has achieved. level™ 3 is the highest rating.



All products with this designation are suitable for FedEx and UPS shipment throughout the United States.

# TABLE OF CONTENTS

|   |  |                               |  |                                |
|---|--|-------------------------------|--|--------------------------------|
| <b>A</b>                                  |  | <b>E</b>                      |  | <b>K</b>                       |
| Arno .....25                              |  | Enterprise .....32            |  | Kate .....317                  |
| Arturo .....26                            |  | Erin .....169                 |  |                                |
| Aspen .....27                             |  | <b>F</b>                      |  | <b>L</b>                       |
| Auburn .....28                            |  | Factor.....36                 |  | Layne .....177                 |
| <b>B</b>                                  |  | File Buddy .....173           |  | Lite .....179                  |
| Bakhita .....134                          |  | Flap .....174                 |  | Loover .....62                 |
| Ballara .....258                          |  | <b>G</b>                      |  | Luray .....66                  |
| Beach .....137                            |  | G1 .....38                    |  | Lux .....318                   |
| Beam Seating .....138                     |  | G20 .....40                   |  |                                |
| Braden .....265                           |  | Global Accord .....41         |  | <b>M</b>                       |
| Bridges II Collaborative Seating .....267 |  | Goal .....44                  |  | Malaga .....68                 |
| <b>C</b>                                  |  | Graham .....46                |  | Malaga TS .....395             |
| Calidon .....275                          |  | Granada .....47               |  | Marche .....184                |
| Camino .....281                           |  | Granada Deluxe .....52        |  | Mayne .....186                 |
| Caprice .....148                          |  | Granada Deluxe TS .....395    |  | Mirage .....69                 |
| Chap .....150                             |  | Graphic .....56               |  | ML .....320                    |
| Citi .....284                             |  | <b>I</b>                      |  | ML Park .....320               |
| Citi Square.....289                       |  | Include.....59                |  | Moda Four-Legged .....187      |
| Comet .....152                            |  | Industrial Seating .....417   |  | Moda Stacking .....188         |
| Concorde .....29                          |  | Industrial Wipe Down .....422 |  |                                |
| <b>D</b>                                  |  | Islands .....176              |  | <b>N</b>                       |
| Diplomat .....31                          |  | <b>J</b>                      |  | Noetic.....70                  |
| Drift .....298                            |  | Jeo.....316                   |  | Novello .....75                |
| Duet .....156                             |  |                               |  | <b>O</b>                       |
| Duet tables .....166                      |  |                               |  | ObusForme Comfort + XL .....79 |

# TABLE OF CONTENTS

## P

|               |     |
|---------------|-----|
| Popcorn ..... | 190 |
| Prairie ..... | 323 |
| Prefer .....  | 86  |

## Q

|             |    |
|-------------|----|
| Quora ..... | 88 |
|-------------|----|

## R

|                             |     |
|-----------------------------|-----|
| Rambler .....               | 324 |
| Rebound .....               | 195 |
| River .....                 | 327 |
| River Personal Harbor ..... | 343 |
| River+ .....                | 345 |
| Robust .....                | 401 |
| Roma .....                  | 89  |
| Roma Nester .....           | 200 |

## S

|                            |     |
|----------------------------|-----|
| Sas .....                  | 202 |
| Saxon .....                | 402 |
| Sidero .....               | 204 |
| Sirena .....               | 372 |
| Solar .....                | 93  |
| Solo .....                 | 95  |
| Sonic .....                | 208 |
| Sora .....                 | 97  |
| Spritz .....               | 99  |
| Spritz multi-purpose ..... | 220 |
| Spyker .....               | 223 |
| Stream .....               | 224 |
| Supra .....                | 104 |
| Supra X .....              | 106 |
| Synopsis .....             | 109 |

## T

|                   |     |
|-------------------|-----|
| Traditional ..... | 112 |
| Triumph .....     | 115 |
| Truform .....     | 116 |
| Twilight .....    | 233 |
| Tye .....         | 119 |

## V

|                  |     |
|------------------|-----|
| Venture .....    | 375 |
| Vion .....       | 122 |
| Vion guest ..... | 236 |
| Vitrola .....    | 378 |

## W

|                   |     |
|-------------------|-----|
| Weev .....        | 130 |
| Willow .....      | 241 |
| Wind .....        | 380 |
| Wind Linear ..... | 384 |

## Z

|            |     |
|------------|-----|
| Zoma ..... | 255 |
|------------|-----|























## REFERENCES/PROGRAMS

|   |       |
|---|-------|
| Seating by Category Types .....         | 4-11  |
| Suggested Applications by Series .....  | 12-13 |
| Ergonomic Features and Benefits .....   | 15    |
| Mechanism Adjustments .....             | 16    |
| How to Order Seating .....              | 17    |
| Act Performance Symbols .....           | 18    |
| Fast .....                              | 19    |
| Heavy Duty/24 Hour .....                | 394   |
| How to select armrests .....            | 406   |
| Arm selections .....                    | 407   |
| Caster selections .....                 | 410   |
| Cylinder chart .....                    | 412   |
| Duet + Popcorn glide selections 1 ..... | 414   |
| Specialty seating .....                 | 417   |
| Textiles + Finishes .....               | 432   |
| COM Authorization Form .....            | 439   |
| Terms/Conditions/Warranty .....         | 428   |

# SEATING BY CATEGORY TYPE



## Task

|  |  |   |
|--|--|---|
|  Arno.....25              |  Luray .....66                  |  Stream.....101    |
|  Aspen .....27            |  Malaga .....68                 |  Supra .....104    |
|  Duet.....134             |  Noetic.....70                  |  Supra X .....106  |
|  Enterprise .....32       |  Novello .....75                |  Synopsis .....109 |
|  Factor .....36           |  ObusForme Comfort + XL .....79 |  Triumph .....115  |
|  G1 .....38               |  Popcorn .....190               |  Truform .....116  |
|  G20 .....40             |  |  Tye .....119     |
|  Goal .....44           |  Prefer .....86               |  Vion .....122   |
|  Graham .....46         |  Roma .....89                 |  Weev .....130   |
|  Granada .....47        |  Solar .....93                |   |
|  Granada Deluxe .....52 |  Solo .....95                 |   |
|  Graphic .....56        |  Sonic .....208               |   |
|  Loover .....62         |  Sora .....97                 |   |
|  |  Spritz .....99               |   |

Conference/Management



Arno .....25



Arturo .....26



Diplomat .....31



Enterprise .....32



Global Accord .....41



Graphic .....56



Include.....59



Jeo .....316



Kate.....317



Luray .....66



Mirage .....69



Roma .....89



Solar .....93



Solo .....95



Supra .....104














Synopsis .....109



























Traditional .....112

# SEATING BY CATEGORY TYPE

## Executive
















|  |   |  |
|--|---|--|
|  Arno .....25     |  Enterprise.....32     |  Synopsis.....109     |
|  Arturo .....26   |  Global Accord .....41 |  Traditional .....112 |
|  Auburn .....28   |  Luray .....66         |  |
|  Concorde .....29 |  Mirage .....69        |  |
|  Diplomat.....31  |   |  |

## Height Adjustable Stools

|  |  |   |
|--|--|---|
|  Duet.....156             |  Loover .....62                   |  Spritz .....99      |
|  Factor .....36          |  Malaga .....68                 |  Stream.....101    |
|  G1 Ergo Select .....38 |  Noetic.....70                  |  Supra X.....106   |
|  Global Accord .....41  |  Novello .....75                |  Synopsis .....109 |
|  Goal .....44           |  ObusForme Comfort + XL .....79 |  Truform .....116  |
|  Granada .....47        |  Prefer .....86                 |  Tye .....119      |
|  Granada Deluxe .....52 |  Roma .....89                   |  Vion .....122     |
|  Graphic .....56        |  Solar .....93                  |  Weev .....130     |



**Stacking**







|  |  |   |
|--|--|---|
|  Bakhita .....134 |  Popcorn .....190 |  Spyker .....223     |
|  Comet .....152   |  Rebound .....195 |  Stream .....224     |
|  Duet .....156    |  Sas .....202     |  Vion guest .....236 |
|  Flap .....174    |  Sidero .....204  |  Willow .....241     |
|  Moda .....188    |  Sonic .....208   |  Zoma .....255       |

**Guest (Metal)**


|  |  |   |
|--|--|---|
|  Arno .....25       |  Factor .....171  |  Sas .....202        |
|  Caprice .....148   |  Jeo .....316     |  Sidero .....204     |
|  Comet .....152     |  Kate .....317    |  Sonic .....208      |
|  Diplomat .....155  |  Lite .....179    |  Stream .....224     |
|  Drift .....298     |  Marche .....184  |  Twilight .....233   |
|  Enterprise .....32 |  Popcorn .....190 |  Vion guest .....236 |
|  Erin .....169      |  Rebound .....195 |  Willow .....241     |

# SEATING BY CATEGORY TYPE













## Guest (Wood)

|  |  |  |
|--|--|--|
|  Beach .....137 |  Drift.....298    |  Layne .....177 |
|  Chap .....150  |  Islands .....176 |  Mayne .....186 |
















## Nesting

|  |  |
|--|--|
|  Roma Nester .....200 |  Spritz Nester .....220 |
|--|--|

## Tandem/Beam/Pedestal

|  |  |   |
|--|--|---|
|  Duet (Beam) .....143             |  Sidero (Beam) .....145     |  Synopsis (Pedestal).....109 |
|  Duet (Pedestal).....156          |  Sonic (Beam) .....145      |  Vion (Beam) .....146        |
|  Global Accord (Pedestal).....41 |  Sonic (Pedestal).....208 |  Vion (Pedestal).....122    |
|  Luray (Pedestal).....66        |  | Beam Seating .....138   |
|  Novello (Pedestal).....75      |  |   |
|  Popcorn (Beam) .....144        |  |   |

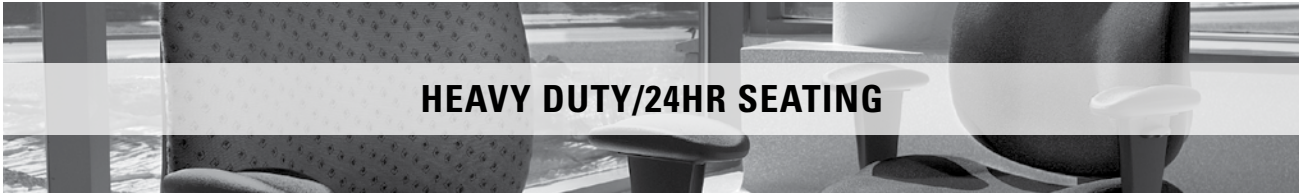
## Stools

|   |  |   |
|---|--|---|
|  Diplomat .....155   |  ML.....320       |  Sonic .....208      |
|  Duet .....156       |  Popcorn .....190 |  Stream .....224     |
|  Drift.....298       |  Rebound .....195 |  Twilight .....233   |
|  File Buddy .....173 |  Sas .....202     |  Vion guest .....236 |
|  Marche .....184     |  Sidero .....204  |  Willow.....241      |



**LOUNGE SEATING**

|  |                  |                     |
|--|------------------|---------------------|
| Ballara.....258                        | Kate.....317     | Sirena.....372      |
| Braden.....284                         | ML.....320       | Venture.....375     |
| Bridges II Collaborative Seating...267 | ML Park .....322 | Vitrola.....378     |
| Camino.....281                         | Prairie.....323  | Wind.....380        |
| Citi.....284                           | Rambler.....324  | Wind Linear.....384 |
| Drift.....298                          | River.....327    |                     |
| Jeo.....316                            | River+.....345   |                     |



**HEAVY DUTY/24HR SEATING**

|                                  |                               |                     |
|----------------------------------|-------------------------------|---------------------|
| Concorde Executive 24HR .....398 | Malaga TS .....395            | Saxon .....402      |
| G1 Ergo Select TS .....399       | ObusForme Comfort TS .....396 | Truform TS .....397 |
| Granada TS .....394              | Robust .....401               | Vion TS .....403    |
| Granada Deluxe TS .....395       |                               |                     |

# SEATING BY CATEGORY TYPE



## EDUCATION

### Classroom

|                   |     |                     |     |               |     |
|-------------------|-----|---------------------|-----|---------------|-----|
| Duet .....        | 156 | Rebound .....       | 195 | Supra X ..... | 106 |
| Duet tables ..... | 166 | Roma Nester .....   | 200 | Vion .....    | 122 |
| Graphic .....     | 56  | Sidero .....        | 204 | Willow.....   | 241 |
| Novello .....     | 75  | Sonic .....         | 208 |               |     |
| Popcorn .....     | 190 | Spritz Nester ..... | 220 |               |     |

### Work + Task

|               |    |                              |    |               |     |
|---------------|----|------------------------------|----|---------------|-----|
| Factor .....  | 36 | Noetic.....                  | 70 | Sora .....    | 97  |
| G1 .....      | 38 | Novello .....                | 75 | Spritz .....  | 99  |
| Granada ..... | 47 | ObusForme Comfort + XL ..... | 79 | Supra X ..... | 106 |
| Graphic ..... | 56 | Prefer .....                 | 86 | Truform ..... | 116 |
| Loover .....  | 62 | Roma .....                   | 89 | Vion .....    | 122 |

# SEATING BY CATEGORY TYPE

## Guest

|                  |                      |                     |
|------------------|----------------------|---------------------|
| Caprice .....148 | Rebound .....195     | Vion guest .....236 |
| Duet .....156    | Roma Nester .....200 | Willow.....241      |
| Graphic .....56  | Sidero .....204      | Zoma .....255       |
| Islands .....176 | Sonic .....208       |                     |

## Lecture Hall

|                         |                        |                      |
|-------------------------|------------------------|----------------------|
| Duet (Beam) .....143    | Sidero (Beam) .....145 | Vion (Beam) .....146 |
| Popcorn (Beam) .....144 | Sonic (Beam) .....145  |                      |

## Lab Seating + Stools

|                  |                 |                  |
|------------------|-----------------|------------------|
| Caprice .....148 | Novello .....75 | Spritz .....99   |
| Duet .....156    | Sidero .....204 | Supra X .....106 |
| Graphic .....56  | Sonic .....208  | Vion .....122    |

## Cafeteria

|                  |                  |                 |
|------------------|------------------|-----------------|
| Bakhita .....134 | Popcorn .....190 | Spyker .....223 |
| Duet .....156    | Rebound .....195 | Willow.....241  |
| Sas .....202     | Sonic .....208   |                 |

# SEATING BY CATEGORY TYPE



## EDUCATION

### Lounge

|                 |                      |                     |
|-----------------|----------------------|---------------------|
| Ballara.....258 | Citi Square .....289 | Sirena.....372      |
| Citi.....284    | River.....327        | Wind Linear.....384 |
| Drift.....298   | River+ .....345      |                     |

### Stacking & Nesting

|                  |                      |                        |
|------------------|----------------------|------------------------|
| Bakhita .....134 | Roma Nester .....200 | Spritz Nester .....220 |
| Duet .....156    | Sas .....202         | Spyker .....223        |
| Popcorn .....190 | Sidero .....204      | Stream .....224        |
| Rebound.....195  | Sonic .....208       | Zoma .....255          |

# SUGGESTED APPLICATIONS BY SERIES

| SERIES                     | SUGGESTED APPLICATION | ACADEMIC SEATING | CAFETERIA SEATING | CONFERENCE ROOM SEATING | ERGONOMIC AND TASK | EXECUTIVE TASK SEATING | HEAVY DUTY SEATING | HOSPITALITY SEATING | GUEST SEATING | LOUNGE/RECEPTION SEATING | MANAGEMENT SEATING | MEETING ROOM SEATING | MULTI PURPOSE SEATING | PUBLIC SEATING | STACKING SEATING | STOODLS | TABLET SEATING | TECHNICAL SEATING | WOOD GUEST SEATING |
|----------------------------|-----------------------|------------------|-------------------|-------------------------|--------------------|------------------------|--------------------|---------------------|---------------|--------------------------|--------------------|----------------------|-----------------------|----------------|------------------|---------|----------------|-------------------|--------------------|
| ARNO                       |                       |                  | •                 |                         |                    |                        |                    | •                   |               | •                        | •                  |                      |                       |                |                  |         |                |                   |                    |
| ARTURO                     |                       |                  | •                 |                         |                    |                        |                    |                     |               | •                        |                    |                      |                       |                |                  |         |                |                   |                    |
| ASPEN                      |                       |                  |                   | •                       | •                  |                        |                    |                     |               | •                        | •                  |                      |                       |                |                  |         |                |                   |                    |
| AUBURN                     |                       |                  | •                 |                         |                    |                        |                    |                     |               | •                        |                    |                      |                       |                |                  |         |                |                   |                    |
| BAKHITA                    | •                     | •                |                   |                         |                    |                        |                    |                     |               |                          |                    | •                    |                       | •              |                  |         |                |                   |                    |
| BALLARA                    |                       |                  |                   |                         |                    |                        | •                  |                     | •             |                          |                    |                      |                       |                |                  | •       |                |                   |                    |
| BEACH                      |                       |                  |                   |                         |                    |                        | •                  | •                   | •             |                          |                    | •                    | •                     |                |                  |         |                |                   | •                  |
| BEAM SEATING               | •                     | •                |                   |                         |                    |                        | •                  | •                   |               |                          |                    |                      |                       |                |                  |         |                |                   |                    |
| BRADEN                     |                       |                  |                   |                         |                    |                        |                    |                     | •             |                          |                    |                      |                       |                |                  |         |                |                   |                    |
| BRIDGES II COLLAB. SEATING |                       |                  |                   |                         |                    |                        | •                  | •                   | •             |                          |                    |                      | •                     |                |                  |         |                |                   |                    |
| CAMINO                     |                       |                  |                   |                         |                    |                        | •                  | •                   | •             |                          |                    |                      |                       |                |                  |         |                |                   |                    |
| CAPRICE                    |                       | •                |                   |                         |                    |                        |                    | •                   |               |                          |                    | •                    |                       |                |                  | •       |                |                   |                    |
| CHAP                       |                       |                  |                   |                         |                    |                        | •                  | •                   | •             |                          |                    |                      |                       |                |                  |         |                |                   | •                  |
| CITI & CITI SQUARE         |                       |                  |                   |                         |                    |                        |                    | •                   | •             |                          |                    |                      | •                     |                |                  |         | •              |                   |                    |
| COMET                      |                       | •                |                   |                         |                    |                        |                    | •                   | •             |                          | •                  | •                    |                       |                |                  |         |                |                   |                    |
| CONCORDE                   |                       |                  |                   |                         | •                  | •                      |                    |                     |               |                          |                    |                      |                       |                |                  |         |                |                   |                    |
| DIPLOMAT                   |                       |                  | •                 |                         |                    |                        |                    | •                   |               | •                        | •                  |                      |                       |                |                  | •       |                |                   | •                  |
| DUET                       | •                     | •                | •                 | •                       |                    |                        |                    |                     | •             |                          | •                  | •                    | •                     | •              | •                | •       | •              |                   |                    |
| ENTERPRISE                 |                       |                  | •                 | •                       |                    |                        |                    | •                   |               | •                        | •                  |                      |                       |                |                  |         |                |                   |                    |
| FACTOR                     |                       |                  | •                 | •                       |                    |                        |                    |                     |               |                          | •                  |                      |                       |                |                  | •       |                |                   |                    |
| FILE BUDDY                 |                       |                  |                   |                         |                    |                        |                    |                     |               |                          |                    |                      | •                     |                |                  | •       |                |                   |                    |
| G1 ERGO SELECT             |                       |                  | •                 | •                       | •                  |                        |                    |                     |               | •                        |                    |                      |                       |                |                  |         | •              |                   |                    |
| G20                        |                       |                  | •                 | •                       | •                  |                        |                    |                     |               | •                        | •                  |                      |                       |                |                  |         |                |                   |                    |
| GLOBAL ACCORD              |                       |                  | •                 |                         |                    |                        |                    |                     |               | •                        | •                  |                      | •                     |                |                  | •       |                |                   |                    |
| GOAL                       | •                     |                  |                   | •                       |                    |                        |                    |                     |               |                          |                    |                      |                       |                |                  |         |                |                   | •                  |
| GRAHAM                     |                       |                  |                   | •                       |                    |                        |                    |                     |               |                          |                    |                      |                       |                |                  |         |                |                   |                    |
| GRANADA & GRANADA DELUXE   | •                     |                  |                   | •                       |                    | •                      |                    | •                   |               |                          |                    |                      |                       |                |                  | •       |                | •                 |                    |
| GRAPHIC                    |                       |                  | •                 |                         |                    |                        |                    |                     |               |                          | •                  |                      |                       |                |                  |         | •              |                   |                    |
| ISLANDS                    |                       |                  |                   |                         |                    |                        | •                  | •                   | •             |                          |                    |                      |                       |                |                  |         |                |                   | •                  |
| JEO                        |                       |                  |                   |                         |                    |                        |                    | •                   | •             |                          |                    |                      | •                     |                |                  |         |                |                   |                    |
| KATE                       |                       |                  | •                 |                         |                    |                        |                    | •                   |               |                          |                    |                      |                       |                |                  |         |                |                   |                    |
| LAYNE                      |                       |                  |                   |                         |                    |                        | •                  | •                   |               |                          |                    |                      |                       |                |                  |         |                |                   | •                  |
| LITE                       | •                     | •                |                   |                         |                    |                        | •                  | •                   | •             |                          |                    | •                    |                       |                |                  |         |                |                   |                    |
| LOOVER                     |                       |                  | •                 | •                       |                    |                        |                    | •                   |               | •                        |                    |                      |                       |                |                  |         |                |                   |                    |
| LURAY                      |                       |                  | •                 | •                       |                    |                        |                    |                     |               | •                        |                    |                      | •                     |                |                  |         |                |                   |                    |
| MALAGA                     | •                     |                  |                   | •                       |                    | •                      |                    | •                   |               |                          |                    |                      |                       |                |                  | •       |                |                   |                    |
| MARCHE                     |                       |                  |                   |                         |                    |                        | •                  | •                   |               |                          | •                  |                      |                       |                |                  | •       |                |                   |                    |

# SUGGESTED APPLICATIONS BY SERIES

| SERIES             | SUGGESTED APPLICATION | ACADEMIC SEATING | CAFETERIA SEATING | CONFERENCE ROOM SEATING | ERGONOMIC AND TASK | EXECUTIVE TASK SEATING | HEAVY DUTY SEATING | HOSPITALITY SEATING | GUEST SEATING | LOUNGE/RECEPTION SEATING | MANAGEMENT SEATING | MEETING ROOM SEATING | MULTI PURPOSE SEATING | PUBLIC SEATING | STACKING SEATING | STOODLS | TABLET SEATING | TECHNICAL SEATING | WOOD GUEST SEATING |
|--------------------|-----------------------|------------------|-------------------|-------------------------|--------------------|------------------------|--------------------|---------------------|---------------|--------------------------|--------------------|----------------------|-----------------------|----------------|------------------|---------|----------------|-------------------|--------------------|
| MAYNE              |                       |                  |                   |                         |                    |                        |                    | •                   | •             |                          |                    |                      |                       |                |                  |         |                |                   | •                  |
| MIRAGE             |                       |                  |                   |                         |                    |                        |                    |                     |               |                          |                    |                      |                       |                |                  |         |                |                   |                    |
| ML                 |                       |                  | •                 |                         |                    |                        |                    | •                   | •             | •                        |                    |                      |                       |                |                  |         |                |                   | •                  |
| ML PARK            |                       |                  | •                 |                         |                    |                        |                    | •                   | •             | •                        |                    |                      |                       |                |                  |         |                |                   |                    |
| MODA               |                       |                  | •                 |                         |                    |                        |                    |                     | •             |                          |                    |                      |                       |                |                  |         |                |                   |                    |
| NOVELLO            | •                     |                  |                   | •                       | •                  |                        |                    | •                   |               |                          | •                  | •                    | •                     |                |                  |         |                |                   | •                  |
| OBUSFORME COMFORT  |                       |                  |                   |                         | •                  | •                      |                    |                     |               |                          | •                  |                      |                       |                |                  |         |                |                   |                    |
| POPCORN            |                       |                  | •                 |                         | •                  |                        |                    |                     | •             | •                        |                    | •                    | •                     | •              | •                |         |                |                   |                    |
| PRAIRIE            |                       |                  |                   |                         |                    |                        |                    |                     |               | •                        |                    |                      |                       |                |                  |         |                |                   |                    |
| RIVER              |                       |                  |                   |                         |                    |                        |                    | •                   | •             | •                        |                    |                      |                       | •              |                  |         |                |                   |                    |
| ROBUST             |                       |                  |                   |                         |                    |                        |                    | •                   |               |                          | •                  |                      |                       |                |                  |         |                |                   |                    |
| ROMA               |                       |                  | •                 | •                       | •                  |                        |                    |                     |               |                          | •                  | •                    | •                     |                |                  |         |                |                   | •                  |
| ROMA NESTER        |                       |                  |                   |                         |                    |                        |                    |                     |               |                          |                    | •                    | •                     |                |                  |         |                |                   |                    |
| SAS                |                       |                  | •                 |                         |                    |                        |                    | •                   | •             |                          |                    |                      |                       |                | •                | •       |                |                   | •                  |
| SAXON              |                       |                  |                   |                         |                    |                        |                    | •                   |               |                          |                    |                      |                       |                |                  |         |                |                   |                    |
| SIDERO             |                       |                  | •                 |                         |                    |                        |                    | •                   | •             |                          |                    | •                    |                       |                | •                | •       |                |                   |                    |
| SIRENA             |                       |                  |                   |                         |                    |                        |                    | •                   | •             |                          |                    |                      |                       |                |                  |         |                |                   | •                  |
| SOLAR              |                       |                  |                   | •                       | •                  |                        |                    | •                   |               |                          |                    |                      |                       |                |                  |         |                |                   |                    |
| SOLO               |                       |                  |                   | •                       |                    |                        |                    |                     | •             |                          | •                  |                      |                       |                |                  |         |                |                   |                    |
| SONIC              |                       |                  | •                 |                         | •                  |                        |                    |                     | •             | •                        | •                  | •                    | •                     | •              | •                | •       | •              |                   |                    |
| SPRITZ             | •                     | •                |                   | •                       |                    |                        |                    |                     | •             | •                        |                    | •                    | •                     | •              | •                |         |                |                   |                    |
| SPYKER             |                       |                  | •                 |                         |                    |                        |                    |                     |               |                          |                    | •                    |                       |                | •                |         |                |                   |                    |
| STREAM             | •                     | •                |                   | •                       |                    |                        |                    |                     | •             | •                        |                    | •                    | •                     | •              | •                | •       | •              |                   |                    |
| SUPRA              |                       |                  |                   | •                       |                    |                        |                    |                     | •             |                          |                    |                      |                       |                |                  |         |                |                   |                    |
| SUPRA X            | •                     |                  |                   |                         | •                  |                        |                    |                     |               |                          |                    |                      |                       |                |                  |         |                |                   | •                  |
| SYNOPSIS           |                       |                  |                   | •                       | •                  |                        |                    |                     | •             | •                        |                    |                      |                       |                |                  |         |                |                   | •                  |
| TRADITIONAL        |                       |                  |                   |                         |                    |                        |                    |                     | •             | •                        | •                  |                      |                       |                |                  |         |                |                   |                    |
| TRIUMPH            |                       |                  |                   |                         |                    | •                      |                    |                     |               |                          | •                  |                      |                       |                |                  |         |                |                   |                    |
| TRUFORM            |                       |                  |                   | •                       |                    | •                      |                    |                     |               |                          | •                  |                      |                       |                |                  |         |                |                   | •                  |
| TWILIGHT           |                       |                  | •                 |                         |                    |                        |                    |                     | •             |                          |                    | •                    | •                     |                |                  |         |                |                   | •                  |
| TYE                |                       |                  |                   | •                       | •                  |                        |                    |                     | •             |                          | •                  |                      |                       |                |                  |         |                |                   | •                  |
| VENTURE            |                       |                  |                   |                         |                    |                        |                    | •                   |               | •                        |                    |                      |                       | •              |                  |         |                |                   |                    |
| VION               |                       |                  |                   | •                       | •                  | •                      | •                  |                     | •             | •                        |                    |                      |                       | •              | •                | •       |                |                   |                    |
| VITROLA            |                       |                  |                   |                         |                    |                        |                    | •                   |               | •                        |                    |                      |                       | •              |                  |         |                |                   |                    |
| WEEV               |                       |                  |                   | •                       | •                  |                        |                    |                     |               |                          | •                  |                      |                       |                |                  |         |                |                   | •                  |
| WIND & WIND LINEAR |                       |                  |                   |                         |                    |                        |                    |                     | •             |                          |                    |                      |                       |                |                  |         |                |                   |                    |
| ZOMA               |                       |                  | •                 |                         |                    |                        |                    | •                   | •             |                          | •                  | •                    | •                     |                | •                |         |                |                   |                    |

# ERGONOMIC FEATURES & BENEFITS

EACH GLOBAL CHAIR IS BUILT WITH FEATURES THAT ARE ERGONOMICALLY DESIGNED TO PROMOTE GOOD POSTURE AND PROVIDE MAXIMUM COMFORT. WHILE FULLY SUPPORTING YOUR BODY, THESE FEATURES SHOULD ALSO ALLOW YOU TO ADJUST YOUR CHAIR TO FIT YOU.



## A TENSION ADJUSTMENT

Increase or decrease to match body weight. Allows you to rock comfortably, without heavy pushing, reducing muscle fatigue.



## B CHAIR TILT LOCK

Lock the tilt movement in position(s) to accommodate your working posture. Allows you to lock your chair in a comfortable and supportive position. (Can be either single position or infinite style).



## C SEAT HEIGHT

Raise or lower to allow your feet to rest flat on the floor. Avoids pressure under your thighs, easing blood flow.



## D BACK HEIGHT

Raise or lower to position lumbar support in your lumbar area. Reduces likelihood of back pain.



## E SEAT DEPTH

Change the depth of the seat to accommodate the length of your thighs. Keeps your back in contact with the backrest while avoiding pressure behind your knees.



## F FORWARD SEAT ANGLE

Allows chair to tilt forward changing the angle of your thighs in relation to the floor. Helps reduce disc pressure during forward leaning tasks.



## G BACK ANGLE

Adjust to change the angle of your torso in relation to your thighs. Helps reduce disc pressure and relaxes your back muscles.



## H ARM HEIGHT

Raise or lower to support your forearms. Reduces muscular effort in neck and shoulders, minimizing risk of pain.



## J KNEE-TILT MOVEMENT

Chair tilt pivot point is toward the front of the seat. Stability is maintained as the user reclines, keeping their feet on the floor and maintaining the same torso to thigh angle.



## L SYNCHRO-TILT MOVEMENT

The seat pivots at the center point, while the backrest reclines at a faster rate than the seat, increasing the angle between the user's torso and thighs. Enhances comfort and encourages dynamic body movement.



## M WATERFALL SEAT EDGE

Reduces pressure at the back of the knee, contributing to good blood flow.



## N CONTOURED CUSHION

Supports the body effectively, allowing you to sit longer without discomfort.



## P VIBRATING SEAT & BACK

Soothing effect contributes to your relaxation during work breaks.



## Q WIDTH ADJUSTABLE ARMS

Allows outward movement of armrests to match shoulder breadth. Ensures armrests properly support forearms, reducing muscular efforts in neck and shoulders.



## R ARM ROTATION

Rotate armcaps to support your forearms in various positions. Reduces muscular effort in neck and shoulders minimizing risk of pain.



## S CENTER TILT

Chair tilts at the center point of the seat allowing you to recline while maintaining the same torso to thigh angle. When your feet are well supported, blood flow is enhanced.



## U SOFT DESCENT PNEUMATIC LIFT

Gently and gradually lowering the seat helps you easily select proper seat height without causing a jerking motion.




## V LUMBAR DEPTH ADJUSTMENT

Increase or decrease curvature of the back to match the profile of your lower back. Enhances comfort and support in the lower lumbar area.

## MAXIMIZING YOUR ERGONOMIC SEATING

- Always select a chair that is designed for the type of work you perform and make certain the chair is comfortable for the length of time spent using it.
- Ensure that the seat and back cushions are contoured to fit your body, which will help eliminate pressure points.
- An ergonomically designed chair should allow changing positions easily.
- As you work, reposition yourself throughout the day to reduce strain and stress on specific muscle groups. If you change job functions, adjust your chair to fit the new task.
- Proper ergonomic seating should help eliminate many of the work related injuries that result from poor posture and poorly designed chairs.


**TASK (-6)**



**ADJUSTMENTS**

- (2) Pneumatic seat height
- (8) Manual seat depth
- Back height \*\*
- Swivel

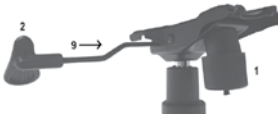
**POSTURE TASK (-7)**



**ADJUSTMENTS**

- (2) Pneumatic seat height
- (3) Back angle
- (6) Back height \*\*
- Seat depth \*
- Swivel


**TILTER (-4)**



**ADJUSTMENTS**

- (2) Pneumatic seat height
- (9) Chair tilt lock \*
- Center-tilt action
- Swivel


**KNEE-TILTER (-2)**



**ADJUSTMENTS**

- (1) Tilt tension
- (2) Pneumatic seat height
- (9) Chair tilt-lock \*
- Back height \*\*
- Knee-tilt action
- Swivel
- Optional sliding seat depth adjustment (MD)


**MULTI-TILTER (-3)**



**ADJUSTMENTS**

- (1) Tilt tension
- (2) Pneumatic seat height
- (3) Back angle adjustment
- (9) Infinite position seat tilt lock
- (7) Forward tilt lock \*
- (8) Sliding seat depth adjustment (MD)
- Back height \*\*
- Center-tilt action
- Swivel


**SYNCHRO-TILTER (-0, -8)**



**ADJUSTMENTS**

- (1) Tilt tension
- (2) Pneumatic seat height
- (3) Back angle adjustment
- (8) Sliding seat depth adjustment (MD)
- (9) Chair tilt lock Synchro-tilt action
- Anti-kickback \*
- Back height \*\*
- Swivel


**POSTURE-TILTER \***



**ADJUSTMENTS**

- (1) Tilt tension
- (2) Pneumatic seat height
- (8) Sliding seat depth adjustment (MD)
- (9) Infinite position seat tilt lock
- Back height \*\*
- Swivel

**OPERATOR (-5)**



**ADJUSTMENTS**

- (2) Pneumatic seat height
- (3) Back angle \*(Free Float/lock)
- (4) Seat angle \*(Free Float/lock)
- (4) Seat angle / Back angle
- Back height \*\*
- Free floating seat and back \*
- With single lever operator mechanism, seat and back angle are controlled using lever 4 \*
- Swivel

**NOTES**

- \* Selected models only.
- \*\* RATCHET back height adjustment on selected models.
- \*\*\* Mechanisms shown are generic depictions and may differ from one chair to another.

## HOW TO ORDER SEATING



**5451-3**

MODEL NUMBER

+



**MD**

MECHANISM OPTION

+



**BK**

FRAME FINISH

+



**AX27**

FABRIC CODE

### FABRIC CHAIR EXAMPLE

If there are any options for the chair they would be inserted between the Model Number with Arm Style and Frame Finish. For example (see above):

#### 5451-3 BK AX27

This would be the **Truform Medium Back Multi-Tilter** with standard Height Adjustable Arms and Multi-Tilter. Black Frame **BK** and Oxygen fabric in Axis, Noir **AX27**, complete the chair.

### CHAIR SAFETY TIPS

**Common sense guidelines to ensure that your Global chair will provide many years of comfort and service in a safe and productive environment:**

- Always read and follow assembly instructions. Make sure that all of the pieces of your Global chair are installed in the proper order to ensure structural integrity.
- Ensure that chair casters are fully inserted into the base of the unit.
- Inspect your chair for loose or worn parts at least once a year.
- Always keep the base of your chair completely on the floor.
- Most Global chairs are equipped with casters for use on carpeted surfaces. Other flooring surfaces may require different casters.
- Speak to your Global Sales Representative or refer to the Casters Section of this Price Book for appropriate custom selections.
- Many Global office chairs are equipped with tilt tension controls on the seating mechanism. The tension control compensates for different body weights and postures. Always ensure that the control is properly adjusted for a smooth and controlled tilt motion. Your Global Sales Representative can demonstrate the proper use of all the adjustments on your office chair.
- Do not stand on your Global chair or sit on the arms of your chair.
- Do not put electrical appliances on chairs. Even fire retardant fabrics can be damaged when exposed to direct heat or flame.
- Choose the right chair for your work environment. Global offers a full line of Intensive Use, Multi-Shift and Specialized chairs for environments with demanding health or safety requirements. Your Global Sales Representative is trained to help you make the right choice for your workplace.

THE ASSOCIATION FOR CONTRACT TEXTILES (ACT) HAS DEVELOPED THE FOLLOWING PERFORMANCE GUIDELINES TO MAKE FABRIC SPECIFICATION EASIER. THE FIVE SYMBOLS GIVE ARCHITECTS, DESIGNERS AND END USERS A VAST AMOUNT OF PERFORMANCE INFORMATION IN A SUCCINCT, VISUAL WAY. THIS CHART LISTS THE REQUIRED TESTS THAT CORRESPOND TO SPECIFIC END USES. AN EXPLANATION OF THE SYMBOL ALSO APPEARS.

## FIRE RETARDANCY



Flammability testing determines a fabric's performance and resistance to burning.

### APPLICATION

Upholstery  
Panels and upholstered walls

### PASSES

California bulletin 117, section E.  
ASTM E 84-03 Class A or Class 1 (unadhered method).

## COLOR FASTNESS TO WET & DRY CROCKING



Color fastness to wet & dry crocking refers to the rubbing off of color from the fabric onto clothing, hands or other materials and can occur under wet or dry conditions.

### APPLICATION

Upholstery  
Panels and upholstered walls

### PASSES

AATCC 8-2001 Dry crocking. Class 4 minimum.  
Wet crocking, Class 3 minimum.  
AATCC 8-2001 E 84 (unadhered method).

## COLOR FASTNESS TO LIGHT



Color fastness to light is the degree to which fabric will retain its color when exposed to light.

### APPLICATION

Upholstery  
Panels and upholstered walls

### PASSES

AATCC option 2-2003 or AATCC - option 3-2003.  
Class 4 minimum of 40 hours.  
AATCC option 2-2003 or AATCC - option 3-2003.  
Class 4 minimum of 40 hours.

## PHYSICAL PROPERTIES



Three physical property tests include: 1 - Brush pill test to determine a fabric's pilling (the formation of fuzzy galls of fiber on the surface of a fabric). 2 - Breaking/tensile strength is the ability of a fabric to withstand tension without breaking or tearing. 3 - Seam slippage is the pulling apart of fabrics at the seams.

### APPLICATION

Upholstery  
Panels and upholstered walls

### PASSES

Brush pill ASTM D3511-02, 3 minimum.  
Breaking strength ASTM D5034-95 (2001) 50 lbs. minimum in warp & weft.  
Seam slippage ASTM D4034 25 lbs. minimum in warp & weft.  
Breaking strength ASTM D5034-95 (2001) (grab test).  
35 lbs. minimum in warp & weft.

## ABRASION



Abrasion is the ability of a fabric to withstand damage from wear and rubbing. There is a general contract specification as well as a heavy duty specification.

### APPLICATION

General contract upholstery  
Heavy duty upholstery

### PASSES

ASTM D4157-02 (#10 cotton duck) 15,000 double rubs, Wyzenbeek method.  
ASTM D4966-98 (12 KPA pressure) 20,000 double rubs, Martindale method.  
ASTM D4157-02 (#10 cotton duck) 30,000 double rubs, Wyzenbeek method.  
ASTM D4966-98 (12 KPA pressure) 40,000 double rubs, Martindale method.

# fast5

Global's fast5 quick ship program offers many of our bestselling models upholstered in your choice of our most popular textiles.

- 20+ Series, 150+ Models, 200+ Textiles to customize your order
- No special order forms required

Global's fast production and shipping make it simple to order and ideal for tight deadlines!

**Color it your way**

|  |  |   |
|--|--|---|
| <p><b>GRADE 1</b></p> <p>Carrera 100% Polyester</p> <p>CE84 Zest CE85 Savannah<br/>CE86 Slate CE87 Rainforest<br/>CE88 Aspen CE89 Dune<br/>CE90 Flannel CE91 Azure<br/>CE92 Chili CE93 Jute<br/>CE95 Ink CE96 Sangria<br/>CE97 Java CE98 Charcoal</p> <p><b>Emerge</b> 81% Post-Consumer Recycled Biodegradable Polyester<br/>19% Pre-Consumer Recycled Biodegradable Polyester</p> <p>EM10 Parchment EM11 Citrine<br/>EM12 Terra Rose EM13 Clay<br/>EM14 Carise EM15 Squid Ink<br/>EM16 Emerald EM17 Aloe<br/>EM18 Cobalt EM19 Atmosphere<br/>EM20 Cloud EM21 Smoke<br/>EM22 Featherstone EM23 Graphite<br/>EM24 Evening</p> <p><b>Fusion Polyester</b> 90% Virgin Polyester / 10% Post-Consumer Recycled</p> <p>FU71 Tangerine FU72 Fresh<br/>FU73 Moss FU74 Tomato<br/>FU75 Aqua FU76 Sandstone<br/>FU77 Granite FU78 Poppy<br/>FU79 Cadet FU80 Oasis<br/>FU81 Graphite FU82 Viola<br/>FU83 Cobalt FU84 Flax<br/>FU85 Carbon</p> <p><b>Illusion</b> 100% Virgin Polyester</p> <p>I101 Cappuccino I102 Paprika<br/>I103 Tropic I104 Wicker<br/>I105 Hemp I106 Cayenne<br/>I107 Maui I108 Dusk<br/>I109 Smoke I110 Currant<br/>I111 Fiji I112 Ozone<br/>I113 Ebony</p> <p><b>Jenny</b> 100% Polyester</p> <p>JN01 Midnite JN02 Ebony<br/>JN03 Slate JN07 Vermilion<br/>JN08 Admiral JN11 Charcoal<br/>JN25 Silver Lining JN26 Oatmeal<br/>JN27 Sunflower JN28 Cascade<br/>JN29 Harvest JN30 Melon<br/>JN31 Berry JN32 Green Grass<br/>JN33 Roast</p> <p><b>LuxPlus Vinyl (PVC) Coated Fabric Face / Polyester Backing</b></p> <p>L01P Black L02P Parchment<br/>L03P Saddle L04P Dark Brown<br/>L05P Burgundy L06P Charcoal<br/>L07P White L09P Light Grey</p> | <p><b>Quilt</b> 100% Polyester</p> <p>QL10 Black QL11 Charcoal Grey<br/>QL14 Navy QL16 Wine<br/>QL19 Silver QL20 Feather<br/>QL21 Dune QL22 Meadow<br/>QL23 Cadet QL24 Geranium<br/>QL25 Daisy QL26 Quest<br/>QL27 Punch QL28 Tangerine<br/>QL29 Cocoa</p> <p><b>Trak</b> 100% Recycled Polyester</p> <p>TK40 Taupe TK41 Mustard<br/>TK42 Latte TK43 Cement<br/>TK44 Silver TK45 Copper<br/>TK46 Teal TK47 Apple<br/>TK48 Steel TK49 Merlot<br/>TK50 Midnight Sky TK51 Mocha<br/>TK52 Carbon</p> <p><b>Urban</b> 62% Recycled Polyester / 32% Polyester</p> <p>UR11 Ocean Blue UR12 Blue Bayou<br/>UR13 Green Grass UR18 Brown Ridge<br/>UR19 White Sand UR20 Granite Rock<br/>UR21 Gravel Road UR22 Black Coal</p> <p><b>Wavelength</b> 100% Virgin Polyester</p> <p>WV01 Lime WV02 Mint<br/>WV03 Stone WV04 Flame<br/>WV05 Mykonos WV06 Savannah<br/>WV07 Mesa WV08 Plasma<br/>WV09 Cancun WV10 Quartz<br/>WV11 Moonrock WV12 Rubine<br/>WV13 Corfu WV14 Bluejay<br/>WV14 Panther</p> <p><b>GRADE 2</b></p> <p><b>Allante FRee</b> 100% Vinyl Face / 100% Polyester Backing</p> <p>A01F Illusion A02F Bright White<br/>A03F White Crush A04F Ivory<br/>A05F Ice A06F Bleached Sand<br/>A07F Taupe Fawn A08F Warm Smoke<br/>A09F Autumn Rain A10F Cookie<br/>A11F Sierra Brick A12F Gibraltar<br/>A13F Chateau Grey A14F Garden Green<br/>A15F Oasis Green A16F Ink Black<br/>A17F Purple Impulse A18F Italian Rose<br/>A19F Mountain Sky A20F Old Navy<br/>A21F Galaxy A22F Red Truffle<br/>A23F Chocolate Sundae A24F Provence Blue<br/>A25F Eclipse</p> <p><b>Elevate</b> 80% Post-Consumer Recycled Polyester / 20% Rayon</p> <p>EL51 Halo EL52 Dove<br/>EL53 Safari EL54 Sunglow<br/>EL55 Margarita EL56 Fiji<br/>EL57 Mist EL58 Blaze<br/>EL59 Wasabi EL60 Mystic<br/>EL61 Mica EL62 Cherry<br/>EL63 Scuba EL64 Lapis<br/>EL65 Onyx</p> | <p><b>Essence</b> 73.5% Post-Consumer Recycled Biodegradable Polyester<br/>26.5% Biodegradable Polyester</p> <p>EE05 Sand Dollar EE06 Canyon<br/>EE07 Morning Mist EE08 Agate<br/>EE09 Dark Shadow EE10 Raven<br/>EE11 Bumblebee EE12 Sky Blue<br/>EE13 Harbour EE14 Iris<br/>EE15 Rose Quartz EE16 Terracotta<br/>EE17 Sea Glass EE18 Pine<br/>EE19 Cabernet</p> <p><b>Etch</b> 80% Post-Consumer Recycled Polyester / 20% Rayon</p> <p>ET81 Drift ET82 Citron<br/>ET83 Calypso ET84 Mandarin<br/>ET85 Crisp ET86 Iris<br/>ET87 Nickel ET88 Paprika<br/>ET89 Nutmeg ET90 Marine<br/>ET91 Magnet ET92 Infrared<br/>ET93 Espresso ET94 Indigo<br/>ET95 Anthracite</p> <p><b>Imprint</b> 100% Post-Consumer Polyester</p> <p>IM70 Almond IM71 Cork<br/>IM72 Sand IM73 Currie<br/>IM74 Candy Apple IM75 Ocean<br/>IM76 Navy IM77 Green Tea<br/>IM78 Celery IM79 Oregano<br/>IM80 Walnut IM81 Paprika<br/>IM82 Graphite IM83 Slate<br/>IM84 Licorice</p> <p><b>Page</b> 52.99% Polyester / 47.01% Olefin</p> <p>PG35 Flax PG36 Charcoal<br/>PG37 Pearl PG38 Pewter<br/>PG39 Deepness PG40 Moss<br/>PG41 Lawn PG42 Steel<br/>PG44 Navy PG45 Ocean<br/>PG46 Pomegranate PG47 Blush<br/>PG48 Nile</p> <p><b>Release</b> 100% Vinyl Face</p> <p>RL11 White RL12 Chalk<br/>RL13 Stone RL14 Taupe<br/>RL15 Orange RL16 Country<br/>RL17 Tuscan RL18 Cottage<br/>RL19 Yellow RL21 Red Barn<br/>RL22 Brave Red RL23 Gypsy Red<br/>RL24 Cajun RL25 Vineyard<br/>RL26 Olive RL27 Bonsai<br/>RL28 Summer's Dream RL29 Calico<br/>RL31 Green RL32 Blue<br/>RL33 Black RL34 Cool Grey<br/>RL35 Thunder Grey RL36 Navy<br/>RL37 Dark Chocolate RL38 Espresso</p> <p><b>GRADE 10</b></p> <p><b>Prescott Leather</b></p> <p>PC02 Zinc PC04 Papyrus<br/>PC05 Soul White PC10 Caffe Latte<br/>PC14 Avana PC18 Swamp<br/>PC41 Antique PC54 Antipol<br/>PC57 Chestnut PC79 Oceania<br/>PC80 Indigo PC81 Deep<br/>PC86 Santorini PC96 Turtledove<br/>PC97 Smoke PDO2 Grayshadow<br/>PDO3 Black Ink</p> |
|--|--|---|

Textiles are subject to change, please confirm current selection.

**TERMS AND CONDITIONS**

- All product series have MAXIMUM order quantities which can be fulfilled within the fast5 program. These are noted with each series' Specs + Options. For greater quantities, please contact CustomerCare for lead time and terms.
- Orders that exceed maximum unit quantities will receive standard lead times.
- Orders must clearly note "fast5" and be submitted as a separate purchase order. Global cannot mix fast5 and standard delivery or InStock products on the same purchase order.
- Purchase orders containing products from fast5 and fast10 programs will automatically receive fast10 lead time and shipping. Purchase order should be noted "fast10".
- Certain models, noted on the series' Specs + Options, are multi-packed and must be ordered in quantities accordingly. Packaged unit quantities cannot be changed.
- Program is limited to exact models, model options and textiles within series listed.
- Program is limited to exact textile pattern colorways listed in the fast5 program. Use the Textile Search Tool to confirm desired textile is approved for use on the selected series.
- Orders must be clean with correct model numbers, options, textiles, correct pricing, etc. to apply.
- Orders cannot be changed or canceled after order acknowledgment.
- Current Global list pricing applies at the time of order. fast5 orders may be shipped FedEx, UPS or via alternate carriers. Global reserves the right to ship "best way".
- fast5 products will be manufactured to your orders' specifications in 5 business days or less and ship immediately thereafter.
- Orders will ship to the dealer or commercial end-user directly. Delivery charges may apply for special handling, services, etc. Please consult your Territory Manager or CustomerCare Representative.
- Dealer must be in good standing and account within terms for order(s) to be processed without delay.
- fast5 program is available in the 48 contiguous United States.

| Series                | Model Numbers   | Series         | Model Numbers  | Series          | Model Numbers   |
|-----------------------|---|----------------|--|-----------------|---|
| <b>Aspen</b>          | (maximum 20)<br>2851-3<br>2853-3  | <b>Luray</b>   | (maximum 20)<br>6461<br>6462   | <b>Sonic</b>    | Plastic (maximum 100)<br>6508 6508MB<br>6513 6513MB<br>6558 6558CS<br>6573 6573MB<br>6577 6577MB                            |
| <b>Comet</b>          | (maximum 50)<br>2171WS<br>2172WS  | <b>Noetic</b>  | (maximum 50)<br>6070 6070NA<br>6071 6071NA<br>6072 6072NA<br>6073 6073NA<br>6074 6074NA<br>6075 6075NA<br>6076 6076NA<br>6077 6077NA |                 | Upholstered (maximum 50)<br>6509 6509MB<br>6511 6514MB<br>6514 6574MB<br>6515 6578MB<br>6574 6517WS<br>6578                 |
| <b>Duet</b>           | Plastic (maximum 100)<br>6620 6621  | <b>Popcorn</b> | Plastic (maximum 100)<br>6710 6711   | <b>Sora</b>     | (maximum 20)<br>6941<br>6942  |
|                       | Upholstered (maximum 50)<br>6622 6627<br>6623 6628<br>6624  |                | Upholstered (maximum 50)<br>6712 6713<br>6715  |                 |   |
| <b>Factor</b>         | (maximum 50)<br>5540 5541<br>5540NA 5541NA  | <b>Prefer</b>  | (maximum 20)<br>8458<br>8459   | <b>Spritz</b>   | (maximum 50)<br>6761-4 6763-6<br>6761-8 6766-4<br>6762-6 6766-8   |
| <b>G1 Ergo Select</b> | (maximum 50)<br>7331<br>7332  | <b>Rebound</b> | Plastic (maximum 100)<br>R5NPPG R5APPG<br>R5NPPC R5APPC  |                 | Nester (maximum 50)<br>6764C 6465C  |
|                       |   |                | Upholstered (maximum 50)<br>R5NPUG R5APUG<br>R5NPUC R5APUC   | <b>Synopsis</b> | (maximum 50)<br>5080-0 5081-3<br>5080-3 5080-4<br>5081-0 5091-4   |
| <b>Global Accord</b>  | (maximum 50)<br>2670-2 2676-2<br>2670-4 2676-4<br>2671-2 2677-2<br>2671-4 2677-4<br>2672-6 2678-6 | <b>Roma</b>    | (maximum 50)<br>1890 1903<br>1896 1906<br>1897 1907<br>1901 1908<br>1902   | <b>Truform</b>  | (maximum 50)<br>5450-3 5458-6<br>5451-3 TS5450-3<br>5457-6 TS5451-3   |
| <b>Goal</b>           | (maximum 50)<br>2235-6 2237-5<br>2236-6 2237-6<br>2237-3 2239-6                                   |                | Nester (maximum 50)<br>1898 1900<br>1899   | <b>Triumph</b>  | (maximum 20)<br>3650-3 3651-3<br>3650-8 3651-8  |
| <b>Granada</b>        | (maximum 50)<br>3212<br>3254<br>3278  | <b>Sidero</b>  | (maximum 50)<br>6900 6901<br>6900C 6901C<br>2125C  | <b>Vion</b>     | Mesh (maximum 50)<br>6321-0 6322-4<br>6321-3 6322-8<br>6321-4 6327-6<br>6321-8 6328-6<br>6322-0 TS6321-3<br>6322-3 TS6322-3 |
| <b>Include</b>        | (maximum 50)<br>IN30NMB<br>IN30NHB<br>IN30AMB<br>IN30AHB  | <b>Solar</b>   | (maximum 50)<br>8456 8457<br>8456NA 8457NA<br>8456S 8457S<br>8456SNA 8457SNA   |                 | Upholstered (maximum 50)<br>6331-0 6332-0<br>6331-3 6332-3<br>6331-4 6332-4<br>6331-8 6332-8                                |
| <b>Loover</b>         | (maximum 50)<br>2661-0 2662-0<br>2661-3 2662-3<br>2661-4 2662-4<br>2661-8 2662-8                  | <b>Solo</b>    | (maximum 50)<br>5228   |                 | Guest (maximum 50)<br>6324 6325<br>6324C 6325C  |

# fast10

Global's fast10 quick ship program offers many of our bestselling models upholstered in your choice of our most popular textiles.

- 5 Series, 25+ Models, 200+ Textiles to customize your order
- No special order forms required

Global's fast production and shipping make it simple to order and ideal for tight deadlines!

## Color it your way

|  |                 |  |  |                    |  |  |                     |   |              |
|--|-----------------|--|--|--------------------|--|--|---------------------|---|--------------|
| <b>GRADE 1</b>   |                 |  | <b>Quilt 100% Polyester</b>                                    |                    |  |  |                     | <b>Essence 73.5% Post-Consumer Recycled Biodegradable Polyester 26.5% Biodegradable Polyester</b> |              |
| Carrera 100% Polyester   |                 |  | QL10 Black   | QL11 Charcoal Grey |  |  |                     | EE05 Sand Dollar  | EE06 Canyon  |
| CE84 Zest  | CE85 Savannah   |  | QL14 Navy  | QL16 Wine          |  |  | EE07 Morning Mist   | EE08 Agate  |              |
| CE86 Slate   | CE87 Rainforest |  | QL19 Silver  | QL20 Feather       |  |  | EE09 Dark Shadow    | EE10 Raven  |              |
| CE88 Aspen   | CE89 Dune       |  | QL21 Dune  | QL22 Meadow        |  |  | EE11 Bumblebee      | EE12 Sky Blue   |              |
| CE90 Flannel   | CE91 Azure      |  | QL23 Cadet   | QL24 Geranium      |  |  | EE13 Harbour        | EE14 Iris   |              |
| CE92 Chili   | CE93 Jute       |  | QL25 Daisy   | QL26 Quest         |  |  | EE15 Rose Quartz    | EE16 Terracotta   |              |
| CE95 Ink   | CE96 Sangria    |  | QL27 Punch   | QL28 Tangerine     |  |  | EE17 Sea Glass      | EE18 Pine   |              |
| CE97 Java  | CE98 Charcoal   |  | QL29 Cocoa   |                    |  |  | EE19 Cabernet       |   |              |
| <b>Emerge 81% Post-Consumer Recycled Biodegradable Polyester 19% Pre-Consumer Recycled Biodegradable Polyester</b> |                 |  | <b>Trak 100% Recycled Polyester</b>                            |                    |  |  |                     | <b>Etch 80% Post-Consumer Recycled Polyester/ 20% Rayon</b>                                       |              |
| EM10 Parchment   | EM11 Citrine    |  | TK40 Taupe   | TK41 Mustard       |  |  | ET81 Drift          | ET82 Citron   |              |
| EM12 Terra Rose  | EM13 Clay       |  | TK42 Latte   | TK43 Cement        |  |  | ET83 Calypso        | ET84 Mandarin   |              |
| EM14 Cerise  | EM15 Squid Ink  |  | TK44 Silver  | TK45 Copper        |  |  | ET85 Crisp          | ET86 Iris   |              |
| EM16 Emerald   | EM17 Aloe       |  | TK46 Teal  | TK47 Apple         |  |  | ET87 Nickel         | ET88 Paprika  |              |
| EM18 Cobalt  | EM19 Atmosphere |  | TK48 Steel   | TK49 Merlot        |  |  | ET89 Nutmeg         | ET90 Marine   |              |
| EM20 Cloud   | EM21 Smoke      |  | TK50 Midnight Sky  | TK51 Mocha         |  |  | ET91 Magnet         | ET92 Infrared   |              |
| EM22 Featherstone  | EM23 Graphite   |  | TK52 Carbon  |                    |  |  | ET93 Espresso       | ET94 Indigo   |              |
| EM24 Evening   |                 |  |  |                    |  |  | ET95 Anthracite     |   |              |
| <b>Fusion 90% Virgin Polyester / 10% Post-Consumer Recycled Polyester</b>  |                 |  | <b>Urban 62% Recycled Polyester / 32% Polyester</b>            |                    |  |  |                     | <b>Imprint 100% Post-Consumer Polyester</b>   |              |
| FU71 Tangerine   | FU72 Fresh      |  | UR11 Ocean Blue  | UR12 Blue Bayou    |  |  | IM70 Almond         | IM71 Cork   |              |
| FU73 Moss  | FU74 Tomato     |  | UR13 Green Grass   | UR18 Brown Ridge   |  |  | IM72 Sand           | IM73 Currie   |              |
| FU75 Aqua  | FU76 Sandstone  |  | UR19 White Sand  | UR20 Granite Rock  |  |  | IM74 Candy Apple    | IM75 Ocean  |              |
| FU77 Granite   | FU78 Poppy      |  | UR21 Gravel Road   | UR22 Black Coal    |  |  | IM76 Navy           | IM77 Green Tea  |              |
| FU79 Cadet   | FU80 Oasis      |  |  |                    |  |  | IM78 Celery         | IM79 Oregano  |              |
| FU81 Graphite  | FU82 Viola      |  | <b>Wavelength 100% Virgin Polyester</b>                        | WW02 Mint          |  |  | IM80 Walnut         | IM81 Paprika  |              |
| FU83 Cobalt  | FU84 Flax       |  | WW01 Lime  | WW04 Flame         |  |  | IM82 Graphite       | IM83 Slate  |              |
| FU85 Carbon  |                 |  | WW03 Stone   | WW06 Savannah      |  |  | IM84 Licorice       |   |              |
|  |                 |  | WW05 Mykonos   | WW08 Plasma        |  |  |                     | <b>Page 52.99% Polyester / 47.01% Olefin</b>  |              |
|  |                 |  | WW07 Mesa  | WW10 Quartz        |  |  | PG35 Flax           | PG36 Charcoal   |              |
|  |                 |  | WW09 Cancun  | WW12 Rubine        |  |  | PG37 Pearl          | PG38 Pewter   |              |
|  |                 |  | WW11 Moonrock  | WW14 Bluejay       |  |  | PG39 Deepness       | PG40 Moss   |              |
|  |                 |  | WW13 Corfu   |                    |  |  | PG41 Lawn           | PG42 Steel  |              |
|  |                 |  | WW14 Panther   |                    |  |  | PG44 Navy           | PG45 Ocean  |              |
|  |                 |  |  |                    |  |  | PG46 Pomegranate    | PG47 Blush  |              |
|  |                 |  |  |                    |  |  | PG48 Nile           |   |              |
|  |                 |  | <b>GRADE 2</b>   |                    |  |  |                     | <b>Release 100% Vinyl Face</b>  |              |
|  |                 |  | Allante FRee 100% Vinyl Face / 100% Polyester Backing          |                    |  |  |                     | RL11 White  | RL12 Chalk   |
|  |                 |  | A01F Illusion  | A02F Bright White  |  |  | RL13 Stone          | RL14 Taupe  |              |
|  |                 |  | A03F White Crush   | A04F Ivory         |  |  | RL15 Orange         | RL16 Country  |              |
|  |                 |  | A05F Ice   | A06F Bleached Sand |  |  | RL17 Tuscan         | RL18 Cottage  |              |
|  |                 |  | A07F Taupe Fawn  | A08F Warm Smoke    |  |  | RL19 Yellow         | RL21 Red Barn   |              |
|  |                 |  | A09F Autumn Rain   | A10F Cookie        |  |  | RL22 Brave Red      | RL23 Gypsy Red  |              |
|  |                 |  | A11F Sierra Brick  | A12F Gibraltar     |  |  | RL24 Cajun          | RL25 Vineyard   |              |
|  |                 |  | A13F Chateau Grey  | A14F Garden Green  |  |  | RL26 Olive          | RL29 Calico   |              |
|  |                 |  | A15F Oasis Green   | A16F Ink Black     |  |  | RL31 Green          | RL32 Blue   |              |
|  |                 |  | A17F Purple Impulse  | A18F Italian Rose  |  |  | RL33 Black          | RL34 Cool Grey  |              |
|  |                 |  | A19F Mountain Sky  | A20F Old Navy      |  |  | RL35 Thunder Grey   | RL36 Navy   |              |
|  |                 |  | A21F Galaxy  | A22F Red Truffle   |  |  | RL37 Dark Chocolate | RL38 Espresso   |              |
|  |                 |  | A23F Chocolate Sundae  | A24F Provence Blue |  |  |                     |   |              |
|  |                 |  | A25F Eclipse   |                    |  |  |                     |   |              |
|  |                 |  |  |                    |  |  |                     | <b>GRADE 10</b>   |              |
|  |                 |  | <b>Elevate 80% Post-Consumer Recycled Polyester/ 20% Rayon</b> |                    |  |  |                     | <b>Prescott Leather</b>   |              |
|  |                 |  | EL51 Halo  | EL52 Dove          |  |  |                     | PC02 Zinc   | PC04 Papyrus |
|  |                 |  | EL53 Safari  | EL54 Sunglow       |  |  | PC05 Soul White     | PC10 Caffe Latte  |              |
|  |                 |  | EL55 Margarita   | EL56 Fiji          |  |  | PC14 Avana          | PC18 Swamp  |              |
|  |                 |  | EL57 Mist  | EL58 Blaze         |  |  | PC41 Antique        | PC54 Antipol  |              |
|  |                 |  | EL59 Wasabi  | EL60 Mystic        |  |  | PC57 Chestnut       | PC79 Oceania  |              |
|  |                 |  | EL61 Mica  | EL62 Cherry        |  |  | PC80 Indigo         | PC81 Deep   |              |
|  |                 |  | EL63 Scuba   | EL64 Lapis         |  |  | PC86 Santorini      | PC96 Turtledove   |              |
|  |                 |  | EL65 Onyx  |                    |  |  | PC97 Smoke          | PD02 Grayshadow   |              |
|  |                 |  |  |                    |  |  | PD03 Black Ink      |   |              |

Textiles are subject to change, please confirm current selection.

## TERMS AND CONDITIONS

- All models have MAXIMUM quantity of 10 pieces, noted on each sheet, which can be fulfilled within the fast10 program. These are noted next to each series' Specs + Options. For greater quantities, please contact CustomerCare for lead times and terms.
- Orders that exceed maximum unit quantities will receive standard lead times.
- Orders must clearly note "fast10" and be submitted as a separate purchase order. Global cannot mix "fast10" and standard delivery or InStock products on the same purchase order.
- Purchase orders containing products from fast5 and fast10 programs will automatically receive fast10 lead time and shipping. Purchase order should be noted "fast10".
- Program is limited to exact models, model options and textiles within series listed.
- Program is limited to exact textile pattern colorways listed in the fast10 program. Use the Textile Search Tool to confirm desired textile is approved for use on the selected series.
- Orders must be clean with correct model numbers, options, textiles, correct pricing, etc. to apply.
- Orders cannot be changed or canceled after order acknowledgment.
- Current Global list pricing applies at the time of order.
- fast10 models are not available for FEDEX or UPS shipping. Global reserves the right to ship "best way".
- fast10 products will be manufactured to your orders' specifications in 10 business days or less and be consolidated for shipping immediately thereafter.
- Orders will ship to the dealer or commercial end-user directly. Delivery charges may apply for special handling, services, etc. Please consult your Territory Manager or CustomerCare Representative.
- Dealer must be in good standing and account within terms for order(s) to be processed without delay.
- fast10 Program is available in the 48 contiguous United States.

| Series   | Model Numbers | Series   | Model Numbers | Series  | Model Numbers |
|--|---------------|--|---------------|---|---------------|
| <b>Citi</b><br> | (maximum 10)  | <b>Wind</b><br> | (maximum 10)  | <b>Drift</b><br> | (maximum 10)  |
|  | 7864          |  | 3361          |   | 8016          |
|  | 7875          |  | 3362          |   | 8021          |
|  | 7876          |  | 3363          |   | 8022          |
|  | 7877          |  |               |   | 8023          |
|  | 7879          |  |               |   | 8024          |
|  | 7885          |  | 8026          |   |               |
|  |               |  | 8030          |   |               |
|  |               |  | 8032          |   |               |
|  |               |  | 8033          |   |               |
|  |               |  | 8034          |   |               |
|  |               |  | 8035          |   |               |
|  |               |  | 8036          |   |               |
| <hr/> <b>Citi Square</b>   |               | <hr/> <b>sirena</b>  |               |   |               |
|  | (maximum 10)  |  | (maximum 10)  |   |               |
|                 | S7875         |                 | 3371          |   |               |
|  | S7876         |  |               |   |               |
|  | S7877         |  |               |   |               |
|  | S7877         |  |               |   |               |
|  | S7911         |  |               |   |               |

# work + task

|                    |                        |                                |
|--------------------|------------------------|--------------------------------|
| Arno .....23       | G1 Ergo Select .....38 | Loover .....62                 |
| Arturo .....23     | G20 .....23            | Luray .....66                  |
| Aspen .....23      | Global Accord .....23  | Malaga .....68                 |
| Auburn .....23     | Goal .....23           | Mirage .....69                 |
| Concorde .....29   | Graham .....23         | Noetic.....70                  |
| Diplomat .....23   | Granada .....23        | Novello .....75                |
| Enterprise .....23 | Granada Deluxe .....23 | ObusForme Comfort + XL .....79 |
| Factor .....36     | Graphic .....23        | Prefer .....86                 |
|                    | Include.....59         | Roma .....89                   |

# work + task

|               |     |                   |     |
|---------------|-----|-------------------|-----|
| Solar .....   | 93  | Synopsis .....    | 109 |
| Solo .....    | 95  | Traditional ..... | 112 |
| Sora .....    | 97  | Triumph .....     | 115 |
| Spritz .....  | 99  | Truform .....     | 116 |
| Stream.....   | 101 | Tye .....         | 119 |
| Supra .....   | 104 | Vion .....        | 122 |
| Supra X ..... | 106 | Weev .....        | 130 |

**ARNO™**



model 4003

**STANDARD FEATURES**

- Perforated leather inserts in the seat and back surfaces.
- Standard Black (**BK**) molded flared loop arms and a five-legged injection molded base with **C65** casters.
- Standard in Luxhide. Not available in fabric. Starting at grade 5 pricing.
- Check textile availability prior to specifying upholstery material.

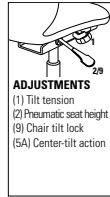
**OPTIONAL FEATURES**

- Please refer to the "Casters Selection" section of the price book for caster options. Optional casters may be priced higher than the standard casters for your chair and the difference will be charged. Lower priced optional casters will not be credited.
- An optional abrasion resistant outer back fabric (polyester) is available. Resistant to impact damage. Available in Black only. Add \$25.
- For hard surface flooring casters, please specify **C10R**. Add \$125.
- For fully assembled in box, please specify **SU**. Add \$81



**HB Tilter**

COM Yardage: 2.50  
 Freight Class: 250  
 Product Weight (lbs.): 39  
 Cubic Feet Per Carton: 11.50



Ergonomic Features:  
 A, B, C, N, S

|             |   |   |   |   |     |     |   |      |      |      |      |      |
|-------------|---|---|---|---|-----|-----|---|------|------|------|------|------|
|             | 1 | 2 | 3 | 4 | 5   | 6   | 7 | 8    | 9    | 10   | 11   | 12   |
| <b>4003</b> | - | - | - | - | 570 | 649 | - | 1042 | 1187 | 1421 | 1771 | 2192 |

| OVERALL DIMENSIONS |    |    | SEAT DIMENSIONS |    |       | BACK DIMENSIONS |    |
|--------------------|----|----|-----------------|----|-------|-----------------|----|
| W                  | D  | H  | W               | D  | H     | W               | H  |
| 25                 | 29 | 42 | 20.5            | 19 | 16-20 | 21              | 24 |



**Armchair w/ Sled Base**  
 COM Yardage: 2.50  
 Freight Class: 250  
 Product Weight (lbs.): 33  
 Cubic Feet Per Carton: 13

Ergonomic Features:  
 N

|             |   |   |   |   |     |     |   |      |      |      |      |      |
|-------------|---|---|---|---|-----|-----|---|------|------|------|------|------|
|             | 1 | 2 | 3 | 4 | 5   | 6   | 7 | 8    | 9    | 10   | 11   | 12   |
| <b>4004</b> | - | - | - | - | 570 | 649 | - | 1042 | 1187 | 1421 | 1771 | 2192 |

| OVERALL DIMENSIONS |      |    | SEAT DIMENSIONS |    |    | BACK DIMENSIONS |    |
|--------------------|------|----|-----------------|----|----|-----------------|----|
| W                  | D    | H  | W               | D  | H  | W               | H  |
| 24.5               | 26.5 | 36 | 20              | 19 | 18 | 20.5            | 19 |



ARTURO™



model 3991




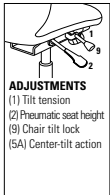

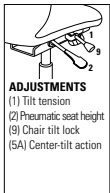

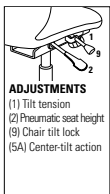
model 3992

STANDARD FEATURES

- Stitched seat and back design, padded headrest (model 3991) and upholstered open arms.
- All models are standard with a five prong, injection molded, fiberglass reinforced nylon Black spider base with (C65) dual wheel carpet casters.
- Base and frame are available in Black only.
- Standard in Luxhide. Not available in fabric. Starting at grade 5 pricing.
- Check textile availability prior to specifying upholstery material.

OPTIONAL FEATURES

- There are no arm options for this series.
- An optional abrasion resistant outer back fabric (polyester) is available. Resistant to impact damage. Available in Black only. Specify (BKB). Add \$25.
- For hard surface flooring casters, specify (C65R). Add \$78.
- Please refer to the "Casters Selection" section of the price book for caster options. Optional casters may be priced higher than the standard casters for your chair and the difference will be charged. Lower priced optional casters will not be credited.
- For fully assembled in box, specify (SU). Add \$81.

| DESCRIPTION  | FEATURES   | MODEL#                    | STANDARD TEXTILE GRADES |          |                        |           |           |                        |          |      |      |      |      |      |  |
|--|--|---------------------------|-------------------------|----------|------------------------|-----------|-----------|------------------------|----------|------|------|------|------|------|--|
|  |  |                           | 1                       | 2        | 3                      | 4         | 5         | 6                      | 7        | 8    | 9    | 10   | 11   | 12   |  |
|  <p><b>Extended HB Tilter</b><br/>COM Yardage: 4<br/>Freight Class: 250<br/>Product Weight (lbs.): 54<br/>Cubic Feet Per Carton: 14</p> |  <p><b>ADJUSTMENTS</b><br/>(1) Tilt tension<br/>(2) Pneumatic seat height<br/>(9) Chair tilt lock<br/>(5A) Center-tilt action</p>   | <b>3991</b>               | -                       | -        | -                      | -         | 1624      | 1744                   | 1966     | 2375 | 2599 | 2976 | 3539 | 4213 |  |
|  |  | <b>OVERALL DIMENSIONS</b> |                         |          | <b>SEAT DIMENSIONS</b> |           |           | <b>BACK DIMENSIONS</b> |          |      |      |      |      |      |  |
|  |  | <b>W</b>                  | <b>D</b>                | <b>H</b> | <b>W</b>               | <b>D</b>  | <b>H</b>  | <b>W</b>               | <b>H</b> |      |      |      |      |      |  |
|  |  | 26                        | 30.5                    | 50       | 21                     | 20        | 16.5-20.5 | 21.5                   | 30.5     |      |      |      |      |      |  |
|  |  |                           | <b>RTA 1</b>            |          |                        |           |           |                        |          |      |      |      |      |      |  |
|  <p><b>HB Tilter</b><br/>COM Yardage: 3.50<br/>Freight Class: 250<br/>Product Weight (lbs.): 52<br/>Cubic Feet Per Carton: 13.25</p>  |  <p><b>ADJUSTMENTS</b><br/>(1) Tilt tension<br/>(2) Pneumatic seat height<br/>(9) Chair tilt lock<br/>(5A) Center-tilt action</p> | <b>3992</b>               | -                       | -        | -                      | -         | 1503      | 1609                   | 1804     | 2158 | 2358 | 2685 | 3181 | 3772 |  |
|  |  | <b>OVERALL DIMENSIONS</b> |                         |          | <b>SEAT DIMENSIONS</b> |           |           | <b>BACK DIMENSIONS</b> |          |      |      |      |      |      |  |
|  |  | <b>W</b>                  | <b>D</b>                | <b>H</b> | <b>W</b>               | <b>D</b>  | <b>H</b>  | <b>W</b>               | <b>H</b> |      |      |      |      |      |  |
|  |  | 26                        | 30                      | 43       | 20.5                   | 19.5      | 16.5-20.5 | 20.5                   | 25       |      |      |      |      |      |  |
|  |  |                           | <b>RTA 1</b>            |          |                        | FedEx UPS |           |                        |          |      |      |      |      |      |  |
|  <p><b>LB Tilter</b><br/>COM Yardage: 3.50<br/>Freight Class: 250<br/>Product Weight (lbs.): 44<br/>Cubic Feet Per Carton: 11.50</p>  |  <p><b>ADJUSTMENTS</b><br/>(1) Tilt tension<br/>(2) Pneumatic seat height<br/>(9) Chair tilt lock<br/>(5A) Center-tilt action</p> | <b>3993</b>               | -                       | -        | -                      | -         | 1446      | 1554                   | 1749     | 2105 | 2305 | 2637 | 3126 | 3715 |  |
|  |  | <b>OVERALL DIMENSIONS</b> |                         |          | <b>SEAT DIMENSIONS</b> |           |           | <b>BACK DIMENSIONS</b> |          |      |      |      |      |      |  |
|  |  | <b>W</b>                  | <b>D</b>                | <b>H</b> | <b>W</b>               | <b>D</b>  | <b>H</b>  | <b>W</b>               | <b>H</b> |      |      |      |      |      |  |
|  |  | 26                        | 29.5                    | 37       | 20.5                   | 19.5      | 16.5-20.5 | 20.5                   | 18       |      |      |      |      |      |  |
|  |  |                           | <b>RTA 1</b>            |          |                        | FedEx UPS |           |                        |          |      |      |      |      |      |  |

ASPEN™



model 2850-3



model 2851-3



**Lumbar Support**  
Back height can be adjusted to enable a user to reposition the contact zone of lumbar support.



model 2852-3

STANDARD FEATURES

- Aspen features a slender design and sensitive profile with a superior level of comfort.
- Extended back models are standard with a height adjustable headrest.
- All models offer 2.25" back/lumbar height adjustment via a concealed ratchet system.
- All models are standard with height and width adjustable arms (AS) that feature a sliding armcap providing extra support for all users.
- Models feature braille on the underside of all paddles.
- Base and arm detail is standard in Black.
- All models are shipped partially KD.
- C82 dual wheel carpet casters are standard.
- Side activated sliding seat depth adjustment is standard on multi-tilters. Provides 2" of seat adjustment.
- Check textile availability prior to specifying upholstery material.

OPTIONAL FEATURES

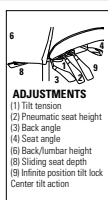
- Polished Aluminum base is available. Specify (AL). Add \$177.
- Coordinating Chrome finished arms are available at no upcharge. Specify (AC).
- Please refer to "Arm Selection" section of the price book for additional arm options.
- Please refer to "Cylinder Selection" section of the price book for additional cylinder options.
- For hard surface flooring casters, specify C9R. Add \$104
- For fully assembled in box, specify SU. Add \$81.



DESCRIPTION FEATURES MODEL# STANDARD FABRIC GRADES



**Extended Back Multi - Tilter**  
COM Yardage: 2.50  
Freight Class: 150  
Product Weight (lbs.): 66  
Cubic Feet Per Carton: 14.75



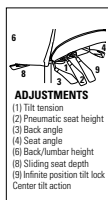
Ergonomic Features:  
A, B, C, D, E, F, G, H, M, N, Q, S, V

| MODEL#             | STANDARD FABRIC GRADES |      |                 |         |           |                 |         |      |      |      |      |      |
|--------------------|------------------------|------|-----------------|---------|-----------|-----------------|---------|------|------|------|------|------|
|                    | 1                      | 2    | 3               | 4       | 5         | 6               | 7       | 8    | 9    | 10   | 11   | 12   |
| 2850-3             | 1615                   | 1710 | 1784            | 1894    | 2050      | 2105            | 2241    | 2501 | 2628 | 2868 | 3196 | 3604 |
| OVERALL DIMENSIONS |                        |      | SEAT DIMENSIONS |         |           | BACK DIMENSIONS |         |      |      |      |      |      |
| W                  | D                      | H    | W               | D       | H         | W               | H       |      |      |      |      |      |
| 25                 | 24                     | 45   | 19.5            | 19.5-21 | 16.5-20.5 | 18.5            | 26.5-29 |      |      |      |      |      |

RTA 2



**HB Multi - Tilter**  
COM Yardage: 2.25  
Freight Class: 150  
Product Weight (lbs.): 64  
Cubic Feet Per Carton: 14.75



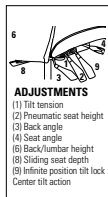
Ergonomic Features:  
A, B, C, D, E, F, G, H, M, N, Q, S, V

| MODEL#             | STANDARD FABRIC GRADES |      |                 |         |           |                 |      |      |      |      |      |      |
|--------------------|------------------------|------|-----------------|---------|-----------|-----------------|------|------|------|------|------|------|
|                    | 1                      | 2    | 3               | 4       | 5         | 6               | 7    | 8    | 9    | 10   | 11   | 12   |
| 2851-3             | 1443                   | 1527 | 1596            | 1695    | 1835      | 1883            | 2007 | 2241 | 2353 | 2571 | 2865 | 3233 |
| OVERALL DIMENSIONS |                        |      | SEAT DIMENSIONS |         |           | BACK DIMENSIONS |      |      |      |      |      |      |
| W                  | D                      | H    | W               | D       | H         | W               | H    |      |      |      |      |      |
| 25                 | 24                     | 41   | 19.5            | 18-19.5 | 16.5-20.5 | 19.5            | 22.5 |      |      |      |      |      |

RTA 2



**MB Multi - Tilter**  
COM Yardage: 2  
Freight Class: 150  
Product Weight (lbs.): 62  
Cubic Feet Per Carton: 13



Ergonomic Features:  
A, B, C, D, E, F, G, H, M, N, Q, S, V

| MODEL#             | STANDARD FABRIC GRADES |      |                 |         |           |                 |         |      |      |      |      |      |
|--------------------|------------------------|------|-----------------|---------|-----------|-----------------|---------|------|------|------|------|------|
|                    | 1                      | 2    | 3               | 4       | 5         | 6               | 7       | 8    | 9    | 10   | 11   | 12   |
| 2852-3             | 1400                   | 1478 | 1537            | 1625    | 1751      | 1793            | 1903    | 2111 | 2210 | 2403 | 2665 | 2992 |
| OVERALL DIMENSIONS |                        |      | SEAT DIMENSIONS |         |           | BACK DIMENSIONS |         |      |      |      |      |      |
| W                  | D                      | H    | W               | D       | H         | W               | H       |      |      |      |      |      |
| 25                 | 24                     | 37   | 19.5            | 18.5-21 | 16.5-20.5 | 18.5            | 18.5-21 |      |      |      |      |      |

RTA 2



AUBURN



model 3767



**Optional Base**  
Polished Aluminum (ALU) finish is available on arm frame and base at an upcharge. Add \$353.



Wood-capped base



Polished Aluminum




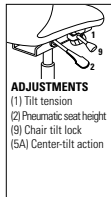
**Optional Base**  
Wood-capped steel base with C1 casters is available at an upcharge (B4M). Add \$494

STANDARD FEATURES

- This transitional style judge's chair offers a scrolled urethane arm for durability and comfort.
- Arm frame is made from Black cast aluminum for exceptional strength and quality
- Standard with soft, durable, self-skinned urethane (SSU) armcaps that are warm to the touch
- Five prong, injection molded, fiberglass reinforced nylon Black spider base with **C10** dual wheel carpet casters.
- Standard in Luxhide. Not available in fabric. Starting at grade 5 pricing.
- Check textile availability prior to specifying upholstery material.

OPTIONAL FEATURES

- Oval style wood-capped steel base (**B4M**) with (**C1**) casters is available. Genuine maple faced veneers and solids are used. Available in Absolute (AAM), Black (BKM), Cherry (ACM), Espresso Cafe (ECM), English Oak (EOM), Fruitwood (TFM), Gray (HGM), Honey (AHM), Mahogany (TMM), Maple (AVM), Medium Walnut (MWM), Natural Walnut (NLW), Night (ASM), Noce Biondo (NBM), Noce Grigio (NGM), Noce Leggero (NEM), Noce Medio (NMM), Shaker Cherry (SKM), Walnut (TWM), WC Cream (WTM), White (WHM) and Winter Cherry (WCM). Please specify. Add \$494.
- Polished Aluminum base is available. A **B2** aluminum base with black scuff tips and **C10** casters. Add \$177.
- For hard flooring surface casters with wood-capped base, please specify **C9R**. Add \$19.
- For hard surface flooring please specify **C10R** casters. Add \$70.
- Please refer to the "Casters Selection" section of the price book for caster options. Optional casters may be priced higher than the standard casters for your chair and the difference will be charged. Lower priced optional casters will not be credited.

| DESCRIPTION   | FEATURES  | MODEL#                    | STANDARD TEXTILE GRADES |          |                        |          |          |                        |          |      |      |      |      |    |
|---|---|---------------------------|-------------------------|----------|------------------------|----------|----------|------------------------|----------|------|------|------|------|----|
|   |   |                           | 1                       | 2        | 3                      | 4        | 5        | 6                      | 7        | 8    | 9    | 10   | 11   | 12 |
|  <p><b>HB Tilter</b><br/>COM Yardage: 3<br/>Freight Class: 250<br/>Product Weight (lbs.): 63<br/>Cubic Feet Per Carton: 22.25</p> |  <p><b>ADJUSTMENTS</b><br/>(1) Tilt tension<br/>(2) Pneumatic seat height<br/>(9) Chair tilt lock<br/>(5A) Center-tilt action</p> | <b>3767</b>               | -                       | -        | -                      | 1841     | 1929     | -                      | 2370     | 2529 | 2793 | 3188 | 3660 |    |
|   |   | <b>OVERALL DIMENSIONS</b> |                         |          | <b>SEAT DIMENSIONS</b> |          |          | <b>BACK DIMENSIONS</b> |          |      |      |      |      |    |
|   |   | <b>W</b>                  | <b>D</b>                | <b>H</b> | <b>W</b>               | <b>D</b> | <b>H</b> | <b>W</b>               | <b>H</b> |      |      |      |      |    |
| 28  | 28  | 46.5                      | 21.5                    | 18       | 16.5-20.5              | 21.5     | 27.5     |                        |          |      |      |      |      |    |
|   |   |                           | <b>RTA 00</b>           |          |                        |          |          |                        |          |      |      |      |      |    |

Ergonomic Features:  
A, B, C, M, N, S

**CONCORDE™**



model 2400-18



model 2400-18



**Push Button**

Location within reach increases your adjustment. Promotes good posture as you move to various positions.



model 2409



**Polished Aluminum Base**

Concorde Presidential models are standard with a polished aluminum base.

**STANDARD FEATURES**

- All adjustments are made with easy-use button controls that are conveniently located in full view.
- Compound curved molded foam seat and back cushions.
- Standard with Allen-bolted width adjustable arms (Allen key included). Arms adjust 1.25" wider on each side for a total of 2.5" extra width.
- Push button controlled tilt lock and push button controlled seat height.
- Seat cushions are easily removed without tools for ease of cleaning.
- Five prong, injection molded, fiberglass reinforced nylon Black base with (C10) dual wheel carpet casters.
- Upholstery options: leather. Not available in vinyl.
- Model 2424 is rated for multi-shift use for persons up to 350 pounds.
- For 24 hour application, Global's limited lifetime warranty is applicable only on fabrics that are rated for 100,000 double rubs.
- Concorde is fully assembled in box, as standard.
- Check textile availability prior to specifying upholstery material.

**OPTIONAL FEATURES**

- There are no arm options for this series.
- Optional aluminum base is available. Add. \$177.
- For hard surface flooring casters, please specify (C10R). Add \$70.
- For additional caster options, please refer to the Arm and Caster section. Optional casters may be priced higher than the standard casters for your chair and the difference will be charged. Lower priced optional casters will not be credited.


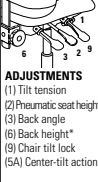

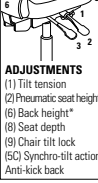
**CONCORDE PRESIDENTIAL (MODEL #2409)**


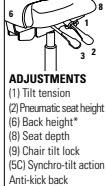

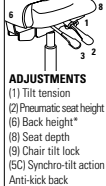
**STANDARD FEATURES**

- Only available in Leather.
- Has a larger headrest, wider back and closed upholstered arms.
- Features decorative stitching, standard in a heavy gauge off-white stitch detail to show contrast with leather upholstery.
- Features perforated leather inserts in the seat and back cushions.
- Standard with (C25) dual wheel carpet casters.
- Standard with a Black arm button trim
- Standard with a Polished Aluminum base.

**OPTIONAL FEATURES**

- Normal gauge color coordinated thread can be used upon request. Specify "matching thread" on order. No upcharge.
- Non-perforated leather inserts in the seat and back cushions are optional. Specify (NR).
- Optional with a Black base at no additional charge. Specify (BK).

| DESCRIPTION   | FEATURES   | MODEL#  | STANDARD TEXTILE GRADES          |       |           |                               |    |       |                               |      |      |    |    |    |
|---|--|---|----------------------------------|-------|-----------|-------------------------------|----|-------|-------------------------------|------|------|----|----|----|
|   |  |   | 1                                | 2     | 3         | 4                             | 5  | 6     | 7                             | 8    | 9    | 10 | 11 | 12 |
|  <p><b>HB Multi - Tilter</b> Concorde Executive<br/>COM Yardage: 2.50<br/>Freight Class: 250<br/>Product Weight (lbs.): 76<br/>Cubic Feet Per Carton: 23.50</p>              |  <p><b>ADJUSTMENTS</b><br/>(1) Tilt tension<br/>(2) Pneumatic seat height<br/>(3) Back angle<br/>(6) Back height*<br/>(9) Chair tilt lock<br/>(5A) Center-tilt action</p>                     | <p>Ergonomic Features:<br/>A, B, C, D, G, M, N, Q, S, T</p> | <p><b>2400-18</b></p>            |       |           |                               |    |       |                               |      |      |    |    |    |
|   |  |   | <p><b>OVERALL DIMENSIONS</b></p> |       |           | <p><b>SEAT DIMENSIONS</b></p> |    |       | <p><b>BACK DIMENSIONS</b></p> |      |      |    |    |    |
|   |  |   | W                                | D     | H         | W                             | D  | H     | W                             | D    | H    | W  | D  | H  |
| 26  | 28   | 48  | 21                               | 19.5  | 17.5-21.5 | 21                            | 21 | 31    |                               |      |      |    |    |    |
|   |  |   | <p><b>RTA 00</b></p>             |       |           |                               |    |       |                               |      |      |    |    |    |
|  <p><b>HB Synchro - Tilter Deluxe</b> Concorde Presidential<br/>COM Yardage: 23.50<br/>Freight Class: 250<br/>Product Weight (lbs.): 78<br/>Cubic Feet Per Carton: 23.50</p> |  <p><b>ADJUSTMENTS</b><br/>(1) Tilt tension<br/>(2) Pneumatic seat height<br/>(6) Back height*<br/>(8) Seat depth<br/>(9) Chair tilt lock<br/>(5C) Synchro-tilt action<br/>Anti-kick back</p> | <p>Ergonomic Features:<br/>A, B, C, D, E, L, M, N, Q, T</p> | <p><b>2409</b></p>               |       |           |                               |    |       |                               |      |      |    |    |    |
|   |  |   | <p><b>OVERALL DIMENSIONS</b></p> |       |           | <p><b>SEAT DIMENSIONS</b></p> |    |       | <p><b>BACK DIMENSIONS</b></p> |      |      |    |    |    |
|   |  |   | W                                | D     | H         | W                             | D  | H     | W                             | D    | H    | W  | D  | H  |
| 28.5  | 27   | 50  | 21                               | 18-20 | 18-22     | 21                            | 21 | 28-31 | 7395                          | 7955 | 8540 |    |    |    |
|   |  |   | <p><b>RTA 00</b></p>             |       |           |                               |    |       |                               |      |      |    |    |    |

| DESCRIPTION   | FEATURES  | MODEL#         | STANDARD TEXTILE GRADES   |          |          |                        |          |          |                        |          |      |      |      |      |
|---|---|----------------|---------------------------|----------|----------|------------------------|----------|----------|------------------------|----------|------|------|------|------|
|   |   |                | 1                         | 2        | 3        | 4                      | 5        | 6        | 7                      | 8        | 9    | 10   | 11   | 12   |
|  <p><b>HB Synchro - Tilter</b> Concorde Executive 24HR<br/>                     COM Yardage: 2.50<br/>                     Freight Class: 250<br/>                     Product Weight (lbs.): 78<br/>                     Cubic Feet Per Carton: 23.50</p> |  <p><b>ADJUSTMENTS</b><br/>                     (1) Tilt tension<br/>                     (2) Pneumatic seat height<br/>                     (6) Back height*<br/>                     (8) Seat depth<br/>                     (9) Chair tilt lock<br/>                     (5C) Synchro-tilt action<br/>                     Anti-kick back</p> | <b>2424</b>    | -                         | 3375     | 3454     | 3568                   | 3731     | 3790     | 3929                   | 4194     | 4321 | 4570 | 4909 | 5331 |
|   |   |                | <b>OVERALL DIMENSIONS</b> |          |          | <b>SEAT DIMENSIONS</b> |          |          | <b>BACK DIMENSIONS</b> |          |      |      |      |      |
|   |   |                | <b>W</b>                  | <b>D</b> | <b>H</b> | <b>W</b>               | <b>D</b> | <b>H</b> | <b>W</b>               | <b>H</b> |      |      |      |      |
|   |   |                | 28.5                      | 27       | 50       | 21                     | 17.5-19  | 18-22    | 21                     | 28-31    |      |      |      |      |
|   |   |                | <b>RTA 00</b>             |          |          |                        |          |          |                        |          |      |      |      |      |
|  <p><b>HB Synchro - Tilter</b> Concorde Executive 24HR<br/>                     COM Yardage: 2.50<br/>                     Freight Class: 250<br/>                     Product Weight (lbs.): 78<br/>                     Cubic Feet Per Carton: 23.50</p> |  <p><b>ADJUSTMENTS</b><br/>                     (1) Tilt tension<br/>                     (2) Pneumatic seat height<br/>                     (6) Back height*<br/>                     (8) Seat depth<br/>                     (9) Chair tilt lock<br/>                     (5C) Synchro-tilt action<br/>                     Anti-kick back</p> | <b>2424-18</b> | -                         | 3430     | 3514     | 3626                   | 3784     | 3846     | 3990                   | 4250     | 4382 | 4630 | 4971 | 5392 |
|   |   |                | <b>OVERALL DIMENSIONS</b> |          |          | <b>SEAT DIMENSIONS</b> |          |          | <b>BACK DIMENSIONS</b> |          |      |      |      |      |
|   |   |                | <b>W</b>                  | <b>D</b> | <b>H</b> | <b>W</b>               | <b>D</b> | <b>H</b> | <b>W</b>               | <b>H</b> |      |      |      |      |
|   |   |                | 28.5                      | 27       | 50       | 21                     | 17.5-19  | 18-22    | 21                     | 28-31    |      |      |      |      |
|   |   |                | <b>RTA 00</b>             |          |          |                        |          |          |                        |          |      |      |      |      |

**DIPLOMAT**



model 2106



model 2107

Also see Diplomat Guest Chairs



For Diplomat guest chairs, please see 155.

**STANDARD FEATURES**


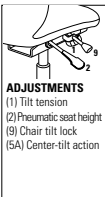


- A contoured seat and back are accented by wood arms and base (on tilter models), providing comfort and classic styling.
- Series includes tilters, guest chairs and bar stool. See page 163 for additional series
- **C1** casters are standard on tilter models.
- When upholstered in Leather, models will be in all Leather.
- Check textile availability prior to specifying upholstery material.

**OPTIONAL FEATURES**

- Wood-capped base and arms are available in Absolute (**AAM**), Black (**BKM**), Cherry (**ACM**), Espresso Cafe (**ECM**), English Oak (**EOM**), Fruitwood (**TFM**), Gray (**HGM**), Honey (**AHM**), Mahogany (**TMM**), Maple (**AVM**), Medium

Walnut (**MWM**), Night (**ASM**), Shaker Cherry (**SKM**), Walnut (**TWM**), WC Cream (**WTM**), White (**WHM**) and Winter Cherry (**WCM**). Please Specify. Genuine maple faced veneers and solids are used.

- Please refer to the “Casters Selection” section of the price book for caster options. Optional casters may be priced higher than the standard casters for your chair and the difference will be charged. Lower priced optional casters will not be credited.
- For fully assembled in box, specify **SU**. Add \$81

| DESCRIPTION   | FEATURES   | MODEL#  | STANDARD TEXTILE GRADES   |              |          |                        |          |          |                        |          |      |      |      |      |      |  |  |
|---|--|---|---------------------------|--------------|----------|------------------------|----------|----------|------------------------|----------|------|------|------|------|------|--|--|
|   |  |   | 1                         | 2            | 3        | 4                      | 5        | 6        | 7                      | 8        | 9    | 10   | 11   | 12   |      |  |  |
|  <p><b>HB Tilter</b><br/>COM Yardage: 11.75<br/>Freight Class: 250<br/>Product Weight (lbs.): 40<br/>Cubic Feet Per Carton: 11.75</p> |  <p><b>ADJUSTMENTS</b><br/>(1) Tilt tension<br/>(2) Pneumatic seat height<br/>(9) Chair tilt lock<br/>(5A) Center-tilt action</p>  | <p>Ergonomic Features:<br/>A, B, C, M, N, S</p> | <b>2106</b>               | 1227         | 1305     | 1364                   | 1452     | 1578     | 1620                   | 1730     | 1938 | 2037 | 2230 | 2492 | 2819 |  |  |
|   |  |   | <b>OVERALL DIMENSIONS</b> |              |          | <b>SEAT DIMENSIONS</b> |          |          | <b>BACK DIMENSIONS</b> |          |      |      |      |      |      |  |  |
|   |  |   | <b>W</b>                  | <b>D</b>     | <b>H</b> | <b>W</b>               | <b>D</b> | <b>H</b> | <b>W</b>               | <b>H</b> |      |      |      |      |      |  |  |
|   | 24.5   | 27  | 43.5                      | 21           | 18.5     | 17.5-21.5              | 21       | 27.5     |                        |          |      |      |      |      |      |  |  |
|   |  |   | <b>RTA 1</b>              | <b>FedEx</b> |          | <b>ups</b>             |          |          |                        |          |      |      |      |      |      |  |  |
|  <p><b>MB Tilter</b><br/>COM Yardage: 1.75<br/>Freight Class: 250<br/>Product Weight (lbs.): 39<br/>Cubic Feet Per Carton: 11.50</p> |  <p><b>ADJUSTMENTS</b><br/>(1) Tilt tension<br/>(2) Pneumatic seat height<br/>(9) Chair tilt lock<br/>(5A) Center-tilt action</p> | <p>Ergonomic Features:<br/>A, B, C, M, N, S</p> | <b>2107</b>               | 1195         | 1264     | 1316                   | 1391     | 1501     | 1540                   | 1634     | 1817 | 1906 | 2073 | 2302 | 2589 |  |  |
|   |  |   | <b>OVERALL DIMENSIONS</b> |              |          | <b>SEAT DIMENSIONS</b> |          |          | <b>BACK DIMENSIONS</b> |          |      |      |      |      |      |  |  |
|   |  |   | <b>W</b>                  | <b>D</b>     | <b>H</b> | <b>W</b>               | <b>D</b> | <b>H</b> | <b>W</b>               | <b>H</b> |      |      |      |      |      |  |  |
|   | 24.5   | 26.5  | 37                        | 19           | 20       | 17-21                  | 22       | 19       |                        |          |      |      |      |      |      |  |  |
|   |  |   | <b>RTA 1</b>              | <b>FedEx</b> |          | <b>ups</b>             |          |          |                        |          |      |      |      |      |      |  |  |

ENTERPRISE®



model 4560



model 4565




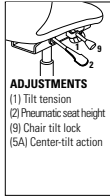

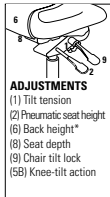

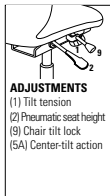
model 4571-3

STANDARD FEATURES

- Gently sculpted seat and back provide lateral and lumbar support.
- Fixed height, impact and scuff resistant curved arms are standard on models 4560, 4561 and 4565. All other models are standard with adjustable height T-arms with teardrop shaped urethane armcaps (TD).
- All models (except armchair) are standard with a five prong, injection molded, fiberglass reinforced nylon Black base with dual wheel carpet casters (C65).
- Arms are available in Black (BK) only.
- Vari-Width (WA) width adjustable arm extensions are standard when chair is ordered with adjustable arms. Allows the arms to move away from the seat by 2" on each side to allow space if desired for broader hip widths.
- Model 4561-SC features a self centering cylinder which swivels and automatically returns to the starting seat location. This model is standard with a flat 5 star base in Black (BK) with C7 glides.
- Check textile availability prior to specifying upholstery material.

OPTIONAL FEATURES

- An optional abrasion resistant outer back fabric (polyester) is available. Resistant to impact damage. Available in Black only (BKB). Add \$25.
- Available with back edge vinyl bumper guard option (VBG). Add \$28.
- Multi-Depth Mechanism a seat depth option available on multi-tilter models 4570-3 and 4571-3. Allows seat to move forward and backward over a 2" range with 5 locking positions to provide a more shallow or deeper seat. Specify "MDB". Add \$137.
- For hard surface flooring casters, specify C65R. Add \$78.
- For additional arm/caster options, please refer to the Arm and Caster section. Optional casters may be priced higher than the standard casters for your chair and the difference will be charged. Lower priced optional casters will not be credited.
- For fully assembled in box, specify SU. Add \$81.

| DESCRIPTION   | FEATURES   | MODEL#   | STANDARD TEXTILE GRADES   |      |      |      |      |      |      |      |      |   |      |      |   |   |   |      |      |       |   |  |  |   |
|---|--|--|---|------|------|------|------|------|------|------|------|---|------|------|---|---|---|------|------|-------|---|--|--|---|
|   |  |  | 1   | 2    | 3    | 4    | 5    | 6    | 7    | 8    | 9    | 10  | 11   | 12   |   |   |   |      |      |       |   |  |  |   |
|  <p><b>HB Tilter w/ Fixed Height Loop Arms</b><br/>COM Yardage: 2<br/>Freight Class: 250<br/>Product Weight (lbs.): 39<br/>Cubic Feet Per Carton: 11.50</p>         |  <p><b>ADJUSTMENTS</b><br/>(1) Tilt tension<br/>(2) Pneumatic seat height<br/>(9) Chair tilt lock<br/>(5A) Center-tilt action</p>  | <p>4560</p> <table border="1"> <tr> <td>733</td> <td>812</td> <td>870</td> <td>960</td> <td>1089</td> <td>1140</td> <td>1248</td> <td>1465</td> <td>1566</td> <td>1765</td> <td>2033</td> <td>2373</td> </tr> </table>       | 733   | 812  | 870  | 960  | 1089 | 1140 | 1248 | 1465 | 1566 | 1765  | 2033 | 2373 |   |   |   |      |      |       |   |  |  |   |
|   |  |  | 733   | 812  | 870  | 960  | 1089 | 1140 | 1248 | 1465 | 1566 | 1765  | 2033 | 2373 |   |   |   |      |      |       |   |  |  |   |
|   |  |  | <p><b>OVERALL DIMENSIONS</b></p> <table border="1"> <tr> <th>W</th> <th>D</th> <th>H</th> </tr> <tr> <td>24.5</td> <td>27</td> <td>45</td> </tr> </table>   |      |      | W    | D    | H    | 24.5 | 27   | 45   | <p><b>SEAT DIMENSIONS</b></p> <table border="1"> <tr> <th>W</th> <th>D</th> <th>H</th> </tr> <tr> <td>20.5</td> <td>18.5</td> <td>17-22</td> </tr> </table> |      |      | W | D | H | 20.5 | 18.5 | 17-22 | <p><b>BACK DIMENSIONS</b></p> <table border="1"> <tr> <th>W</th> <th>H</th> </tr> <tr> <td>20</td> <td>26</td> </tr> </table> |  |  | W |
| W   | D  | H  |   |      |      |      |      |      |      |      |      |   |      |      |   |   |   |      |      |       |   |  |  |   |
| 24.5  | 27   | 45   |   |      |      |      |      |      |      |      |      |   |      |      |   |   |   |      |      |       |   |  |  |   |
| W   | D  | H  |   |      |      |      |      |      |      |      |      |   |      |      |   |   |   |      |      |       |   |  |  |   |
| 20.5  | 18.5   | 17-22  |   |      |      |      |      |      |      |      |      |   |      |      |   |   |   |      |      |       |   |  |  |   |
| W   | H  |  |   |      |      |      |      |      |      |      |      |   |      |      |   |   |   |      |      |       |   |  |  |   |
| 20  | 26   |  |   |      |      |      |      |      |      |      |      |   |      |      |   |   |   |      |      |       |   |  |  |   |
| <p>Ergonomic Features:<br/>A, B, C, M, N, S</p>   |  |  | <p><b>RTA 1</b></p>   |      |      |      |      |      |      |      |      |   |      |      |   |   |   |      |      |       |   |  |  |   |
|  <p><b>HB Knee - Tilter w/ Fixed Height Loop Arms</b><br/>COM Yardage: 2<br/>Freight Class: 250<br/>Product Weight (lbs.): 41<br/>Cubic Feet Per Carton: 13.25</p> |  <p><b>ADJUSTMENTS</b><br/>(1) Tilt tension<br/>(2) Pneumatic seat height<br/>(6) Back height*<br/>(8) Seat depth<br/>(9) Chair tilt lock<br/>(5B) Knee-tilt action</p> | <p>4560-2</p> <table border="1"> <tr> <td>1006</td> <td>1086</td> <td>1147</td> <td>1238</td> <td>1369</td> <td>1416</td> <td>1529</td> <td>1749</td> <td>1855</td> <td>2059</td> <td>2334</td> <td>2674</td> </tr> </table> | 1006  | 1086 | 1147 | 1238 | 1369 | 1416 | 1529 | 1749 | 1855 | 2059  | 2334 | 2674 |   |   |   |      |      |       |   |  |  |   |
|   |  |  | 1006  | 1086 | 1147 | 1238 | 1369 | 1416 | 1529 | 1749 | 1855 | 2059  | 2334 | 2674 |   |   |   |      |      |       |   |  |  |   |
|   |  |  | <p><b>OVERALL DIMENSIONS</b></p> <table border="1"> <tr> <th>W</th> <th>D</th> <th>H</th> </tr> <tr> <td>24.5</td> <td>27</td> <td>45</td> </tr> </table>   |      |      | W    | D    | H    | 24.5 | 27   | 45   | <p><b>SEAT DIMENSIONS</b></p> <table border="1"> <tr> <th>W</th> <th>D</th> <th>H</th> </tr> <tr> <td>21</td> <td>19.5</td> <td>17-21</td> </tr> </table>   |      |      | W | D | H | 21   | 19.5 | 17-21 | <p><b>BACK DIMENSIONS</b></p> <table border="1"> <tr> <th>W</th> <th>H</th> </tr> <tr> <td>21</td> <td>25</td> </tr> </table> |  |  | W |
| W   | D  | H  |   |      |      |      |      |      |      |      |      |   |      |      |   |   |   |      |      |       |   |  |  |   |
| 24.5  | 27   | 45   |   |      |      |      |      |      |      |      |      |   |      |      |   |   |   |      |      |       |   |  |  |   |
| W   | D  | H  |   |      |      |      |      |      |      |      |      |   |      |      |   |   |   |      |      |       |   |  |  |   |
| 21  | 19.5   | 17-21  |   |      |      |      |      |      |      |      |      |   |      |      |   |   |   |      |      |       |   |  |  |   |
| W   | H  |  |   |      |      |      |      |      |      |      |      |   |      |      |   |   |   |      |      |       |   |  |  |   |
| 21  | 25   |  |   |      |      |      |      |      |      |      |      |   |      |      |   |   |   |      |      |       |   |  |  |   |
| <p>Ergonomic Features:<br/>A, B, C, J, M, N</p>   |  |  | <p><b>RTA 1</b></p>   |      |      |      |      |      |      |      |      |   |      |      |   |   |   |      |      |       |   |  |  |   |
|  <p><b>LB Tilter w/ Fixed Height Loop Arms</b><br/>COM Yardage: 1.75<br/>Freight Class: 250<br/>Product Weight (lbs.): 36<br/>Cubic Feet Per Carton: 9.75</p>      |  <p><b>ADJUSTMENTS</b><br/>(1) Tilt tension<br/>(2) Pneumatic seat height<br/>(9) Chair tilt lock<br/>(5A) Center-tilt action</p>                                       | <p>4561</p> <table border="1"> <tr> <td>700</td> <td>769</td> <td>824</td> <td>898</td> <td>1013</td> <td>1054</td> <td>1154</td> <td>1339</td> <td>1431</td> <td>1604</td> <td>1840</td> <td>2134</td> </tr> </table>       | 700   | 769  | 824  | 898  | 1013 | 1054 | 1154 | 1339 | 1431 | 1604  | 1840 | 2134 |   |   |   |      |      |       |   |  |  |   |
|   |  |  | 700   | 769  | 824  | 898  | 1013 | 1054 | 1154 | 1339 | 1431 | 1604  | 1840 | 2134 |   |   |   |      |      |       |   |  |  |   |
|   |  |  | <p><b>OVERALL DIMENSIONS</b></p> <table border="1"> <tr> <th>W</th> <th>D</th> <th>H</th> </tr> <tr> <td>24.5</td> <td>26.5</td> <td>39</td> </tr> </table> |      |      | W    | D    | H    | 24.5 | 26.5 | 39   | <p><b>SEAT DIMENSIONS</b></p> <table border="1"> <tr> <th>W</th> <th>D</th> <th>H</th> </tr> <tr> <td>20.5</td> <td>18.5</td> <td>17-22</td> </tr> </table> |      |      | W | D | H | 20.5 | 18.5 | 17-22 | <p><b>BACK DIMENSIONS</b></p> <table border="1"> <tr> <th>W</th> <th>H</th> </tr> <tr> <td>20</td> <td>21</td> </tr> </table> |  |  | W |
| W   | D  | H  |   |      |      |      |      |      |      |      |      |   |      |      |   |   |   |      |      |       |   |  |  |   |
| 24.5  | 26.5   | 39   |   |      |      |      |      |      |      |      |      |   |      |      |   |   |   |      |      |       |   |  |  |   |
| W   | D  | H  |   |      |      |      |      |      |      |      |      |   |      |      |   |   |   |      |      |       |   |  |  |   |
| 20.5  | 18.5   | 17-22  |   |      |      |      |      |      |      |      |      |   |      |      |   |   |   |      |      |       |   |  |  |   |
| W   | H  |  |   |      |      |      |      |      |      |      |      |   |      |      |   |   |   |      |      |       |   |  |  |   |
| 20  | 21   |  |   |      |      |      |      |      |      |      |      |   |      |      |   |   |   |      |      |       |   |  |  |   |
| <p>Ergonomic Features:<br/>A, B, C, M, N, S</p>   |  |  | <p><b>RTA 1</b></p>   |      |      |      |      |      |      |      |      |   |      |      |   |   |   |      |      |       |   |  |  |   |

DESCRIPTION FEATURES MODEL# STANDARD TEXTILE GRADES



**MB Conference Chair** w/ Fixed Height Loop Arms  
 COM Yardage: 1.75  
 Freight Class: 250  
 Product Weight (lbs.): 36  
 Cubic Feet Per Carton: 9.75

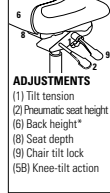
|                | 1   | 2   | 3   | 4   | 5    | 6    | 7    | 8    | 9    | 10   | 11   | 12   |
|----------------|-----|-----|-----|-----|------|------|------|------|------|------|------|------|
| <b>4561-SC</b> | 765 | 836 | 891 | 965 | 1086 | 1126 | 1225 | 1419 | 1509 | 1687 | 1927 | 2226 |

| OVERALL DIMENSIONS |      |    | SEAT DIMENSIONS |      |    | BACK DIMENSIONS |    |
|--------------------|------|----|-----------------|------|----|-----------------|----|
| W                  | D    | H  | W               | D    | H  | W               | H  |
| 24.5               | 26.5 | 37 | 21              | 19.5 | 18 | 21              | 19 |

RTA 1



**LB Knee-Tilter** w/ Fixed Height Loop Arms  
 COM Yardage: 1.75  
 Freight Class: 250  
 Product Weight (lbs.): 39  
 Cubic Feet Per Carton: 11.50



Ergonomic Features:  
 A, B, C, J, M, N

|               | 1   | 2    | 3    | 4    | 5    | 6    | 7    | 8    | 9    | 10   | 11   | 12   |
|---------------|-----|------|------|------|------|------|------|------|------|------|------|------|
| <b>4561-2</b> | 963 | 1036 | 1089 | 1171 | 1287 | 1326 | 1429 | 1617 | 1708 | 1885 | 2126 | 2424 |

| OVERALL DIMENSIONS |      |    | SEAT DIMENSIONS |      |       | BACK DIMENSIONS |    |
|--------------------|------|----|-----------------|------|-------|-----------------|----|
| W                  | D    | H  | W               | D    | H     | W               | H  |
| 25                 | 26.5 | 39 | 12              | 19.5 | 17-21 | 21              | 19 |

RTA 1



**Armchair** w/ Fixed Height Loop Arms  
 COM Yardage: 1.75  
 Freight Class: 250  
 Product Weight (lbs.): 33  
 Cubic Feet Per Carton: 10

Ergonomic Features:  
 M, N

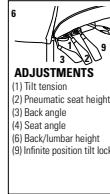
|             | 1   | 2   | 3   | 4   | 5    | 6    | 7    | 8    | 9    | 10   | 11   | 12   |
|-------------|-----|-----|-----|-----|------|------|------|------|------|------|------|------|
| <b>4565</b> | 700 | 769 | 824 | 898 | 1013 | 1054 | 1154 | 1339 | 1431 | 1604 | 1840 | 2134 |

| OVERALL DIMENSIONS |      |    | SEAT DIMENSIONS |         |           | BACK DIMENSIONS |      |
|--------------------|------|----|-----------------|---------|-----------|-----------------|------|
| W                  | D    | H  | W               | D       | H         | W               | H    |
| 24.5               | 26.5 | 37 | 19.5            | 18-19.5 | 16.5-20.5 | 18              | 22.5 |

RTA 2



**HB Multi-Tilter** w/ Adjustable (TD) Arms  
 COM Yardage: 2  
 Freight Class: 150  
 Product Weight (lbs.): 54  
 Cubic Feet Per Carton: 11



Ergonomic Features:  
 A, B, C, D, F, G, H, M, N, O, S

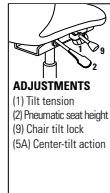
|               | 1    | 2    | 3    | 4    | 5    | 6    | 7    | 8    | 9    | 10   | 11   | 12   |
|---------------|------|------|------|------|------|------|------|------|------|------|------|------|
| <b>4570-3</b> | 1339 | 1417 | 1477 | 1567 | 1695 | 1747 | 1854 | 2071 | 2173 | 2372 | 2640 | 2979 |

| OVERALL DIMENSIONS |      |    | SEAT DIMENSIONS |    |       | BACK DIMENSIONS |       |
|--------------------|------|----|-----------------|----|-------|-----------------|-------|
| W                  | D    | H  | W               | D  | H     | W               | H     |
| 26.5               | 26.5 | 47 | 22              | 19 | 17-21 | 21.5            | 26-28 |

RTA 2



**HB Tilter** w/ Adjustable (TD) Arms  
 COM Yardage: 2  
 Freight Class: 150  
 Product Weight (lbs.): 47  
 Cubic Feet Per Carton: 11.50




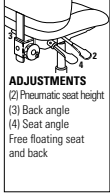

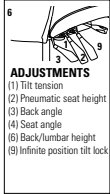



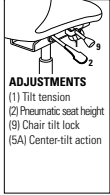



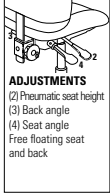


Ergonomic Features:  
 A, B, C, H, M, N, O, S


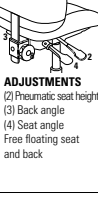



|               | 1    | 2    | 3    | 4    | 5    | 6    | 7    | 8    | 9    | 10   | 11   | 12   |
|---------------|------|------|------|------|------|------|------|------|------|------|------|------|
| <b>4570-4</b> | 1196 | 1277 | 1337 | 1432 | 1554 | 1604 | 1715 | 1930 | 2033 | 2229 | 2838 | 1196 |

| OVERALL DIMENSIONS |    |      | SEAT DIMENSIONS |    |       | BACK DIMENSIONS |       |
|--------------------|----|------|-----------------|----|-------|-----------------|-------|
| W                  | D  | H    | W               | D  | H     | W               | H     |
| 26.5               | 27 | 47.5 | 22              | 19 | 17-21 | 21.5            | 26-28 |

RTA 2



| DESCRIPTION   | FEATURES  | MODEL#        | STANDARD TEXTILE GRADES   |          |          |                        |          |          |                        |           |      |      |      |      |  |  |
|---|---|---------------|---|----------|----------|------------------------|----------|----------|------------------------|-----------|------|------|------|------|--|--|
|   |   |               | 1   | 2        | 3        | 4                      | 5        | 6        | 7                      | 8         | 9    | 10   | 11   | 12   |  |  |
|  <p><b>HB Operator</b> w/ Adjustable (TD) Arms<br/>COM Yardage: 2<br/>Freight Class: 150<br/>Product Weight (lbs.): 46<br/>Cubic Feet Per Carton: 11</p>         |  <p><b>ADJUSTMENTS</b><br/>(2) Pneumatic seat height<br/>(3) Back angle<br/>(4) Seat angle<br/>Free floating seat and back</p>   | <b>4570-5</b> | 1320  | 1399     | 1458     | 1547                   | 1676     | 1727     | 1835                   | 2051      | 2156 | 2352 | 2624 | 2956 |  |  |
|   |   |               | <b>OVERALL DIMENSIONS</b>   |          |          | <b>SEAT DIMENSIONS</b> |          |          | <b>BACK DIMENSIONS</b> |           |      |      |      |      |  |  |
|   |   |               | <b>W</b>  | <b>D</b> | <b>H</b> | <b>W</b>               | <b>D</b> | <b>H</b> | <b>W</b>               | <b>H</b>  |      |      |      |      |  |  |
|   |   |               | 26.5  | 26.5     | 47       | 22                     | 19.5     | 17-21    | 21.5                   | 26-28     |      |      |      |      |  |  |
|   |   |               | <b>RTA 2</b>  |          |          |                        |          |          |                        |           |      |      |      |      |  |  |
|   |   |               | Ergonomic Features:<br>C, D, F, G, H, M, N, Q   |          |          |                        |          |          |                        |           |      |      |      |      |  |  |
|  <p><b>MB Multi-Tiler</b> w/ Adjustable (TD) Arms<br/>COM Yardage: 1.75<br/>Freight Class: 150<br/>Product Weight (lbs.): 52<br/>Cubic Feet Per Carton: 9.50</p> |  <p><b>ADJUSTMENTS</b><br/>(1) Tilt tension<br/>(2) Pneumatic seat height<br/>(3) Back angle<br/>(4) Seat angle<br/>(6) Back/lumbar height<br/>(9) Infinite position tilt lock</p> | <b>4571-3</b> | 1205  | 1274     | 1327     | 1402                   | 1517     | 1557     | 1657                   | 1843      | 1933 | 2109 | 2342 | 2638 |  |  |
|   |   |               | <b>OVERALL DIMENSIONS</b>   |          |          | <b>SEAT DIMENSIONS</b> |          |          | <b>BACK DIMENSIONS</b> |           |      |      |      |      |  |  |
|   |   |               | <b>W</b>  | <b>D</b> | <b>H</b> | <b>W</b>               | <b>D</b> | <b>H</b> | <b>W</b>               | <b>H</b>  |      |      |      |      |  |  |
|   |   |               | 26.5  | 26       | 41       | 22                     | 19       | 17-21    | 21.5                   | 20.5-22.5 |      |      |      |      |  |  |
|   |   |               | <b>RTA 2</b>  |          |          |                        |          |          |                        |           |      |      |      |      |  |  |
|   |   |               | Ergonomic Features:<br>A, B, C, D, F, G, H, M, N, Q, S  |          |          |                        |          |          |                        |           |      |      |      |      |  |  |
|   |   |               |       |          |          |                        |          |          |                        |           |      |      |      |      |  |  |
|  <p><b>MB Tilter</b> w/ Adjustable (TD) Arms<br/>COM Yardage: 1.75<br/>Freight Class: 150<br/>Product Weight (lbs.): 46<br/>Cubic Feet Per Carton: 11.50</p>    |  <p><b>ADJUSTMENTS</b><br/>(1) Tilt tension<br/>(2) Pneumatic seat height<br/>(9) Chair tilt lock<br/>(5A) Center-tilt action</p>   | <b>4571-4</b> | 1082  | 1151     | 1204     | 1281                   | 1394     | 1437     | 1532                   | 1720      | 1813 | 1986 | 2221 | 2515 |  |  |
|   |   |               | <b>OVERALL DIMENSIONS</b>   |          |          | <b>SEAT DIMENSIONS</b> |          |          | <b>BACK DIMENSIONS</b> |           |      |      |      |      |  |  |
|   |   |               | <b>W</b>  | <b>D</b> | <b>H</b> | <b>W</b>               | <b>D</b> | <b>H</b> | <b>W</b>               | <b>H</b>  |      |      |      |      |  |  |
|   |   |               | 26.5  | 26       | 41.5     | 22                     | 19       | 17-21    | 21.5                   | 20.5-22.5 |      |      |      |      |  |  |
|   |   |               | <b>RTA 2</b>  |          |          |                        |          |          |                        |           |      |      |      |      |  |  |
|   |   |               | Ergonomic Features:<br>A, B, C, H, M, N, Q, S   |          |          |                        |          |          |                        |           |      |      |      |      |  |  |
|   |   |               |   |          |          |                        |          |          |                        |           |      |      |      |      |  |  |
|  <p><b>LB Operator</b> w/ Adjustable (TD) Arms<br/>COM Yardage: 1.75<br/>Freight Class: 150<br/>Product Weight (lbs.): 43<br/>Cubic Feet Per Carton: 8.25</p>  |  <p><b>ADJUSTMENTS</b><br/>(2) Pneumatic seat height<br/>(3) Back angle<br/>(4) Seat angle<br/>Free floating seat and back</p>   | <b>4573-5</b> | 1175  | 1245     | 1296     | 1375                   | 1489     | 1530     | 1627                   | 1816      | 1906 | 2079 | 2315 | 2608 |  |  |
|   |   |               | <b>OVERALL DIMENSIONS</b>   |          |          | <b>SEAT DIMENSIONS</b> |          |          | <b>BACK DIMENSIONS</b> |           |      |      |      |      |  |  |
|   |   |               | <b>W</b>  | <b>D</b> | <b>H</b> | <b>W</b>               | <b>D</b> | <b>H</b> | <b>W</b>               | <b>H</b>  |      |      |      |      |  |  |
|   |   |               | 26.5  | 25       | 38       | 22                     | 19.5     | 17-21    | 19                     | 18.5-20.5 |      |      |      |      |  |  |
|   |   |               | <b>RTA 2</b>  |          |          |                        |          |          |                        |           |      |      |      |      |  |  |
|   |   |               | Ergonomic Features:<br>C, D, F, G, H, M, N, Q   |          |          |                        |          |          |                        |           |      |      |      |      |  |  |
|   |   |               |   |          |          |                        |          |          |                        |           |      |      |      |      |  |  |

| DESCRIPTION   | FEATURES  | MODEL#        | STANDARD TEXTILE GRADES   |          |          |                 |          |          |                 |           |      |      |      |      |
|---|---|---------------|---|----------|----------|-----------------|----------|----------|-----------------|-----------|------|------|------|------|
|   |   |               | 1   | 2        | 3        | 4               | 5        | 6        | 7               | 8         | 9    | 10   | 11   | 12   |
|  <p><b>LB Operator</b> Armless<br/>                     COM Yardage: 1.75<br/>                     Freight Class: 150<br/>                     Product Weight (lbs.): 36<br/>                     Cubic Feet Per Carton: 7</p> |  <p><b>ADJUSTMENTS</b><br/>                     (2) Pneumatic seat height<br/>                     (3) Back angle<br/>                     (4) Seat angle<br/>                     Free floating seat and back</p> <p>Ergonomic Features:<br/>                     C, D, F, G, H, M, N</p> | <b>4577-5</b> | 974   | 1043     | 1096     | 1172            | 1286     | 1328     | 1424            | 1614      | 1704 | 1878 | 2112 | 2408 |
|   |   |               | OVERALL DIMENSIONS  |          |          | SEAT DIMENSIONS |          |          | BACK DIMENSIONS |           |      |      |      |      |
|   |   |               | <b>W</b>  | <b>D</b> | <b>H</b> | <b>W</b>        | <b>D</b> | <b>H</b> | <b>W</b>        | <b>H</b>  |      |      |      |      |
|   |   |               | 26.5  | 25.5     | 40.5     | 22              | 19.5     | 17-21    | 19              | 18.5-20.5 |      |      |      |      |
|   |   |               |    |          |          |                 |          |          |                 |           |      |      |      |      |

WORK & TASK

FACTOR



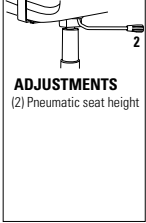
model 5540



model 5541

STANDARD MODEL MECHANISM:

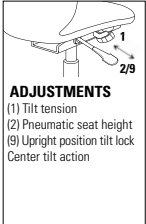
Task Basic Swivel mechanism (-6)



Ergonomic features:  
C

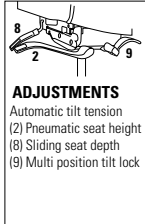
MECHANISM OPTIONS:

Tilter mechanism (-4)



Ergonomic features:  
A, B, C, S

Weight sensing Synchro-tilter mechanism (-8)



Ergonomic features:  
A, B, C, E, L



For Factor guest seating, see page 171.

STANDARD FEATURES

- Factor, a value seating series with a full spectrum of mesh colors. Enhanced in July 2023 with an improved softer sit, a better ride supporting a wider range of users, and a redesigned lumbar pad for optimal support.
- Adjustable lumbar support is standard on all models. Height adjustable and split down the middle to flex independently side-to-side.
- Standard with (-6) Task Basic Swivel mechanism.
- (U1) Standard with fixed, forward swept arms. Self-skinned urethane (SSU) armcaps will match the selected frame color (Black or Shadow); Cloud frame comes with coordinating Fog armcaps.
- Standard with five prong, injection molded, fiberglass reinforced nylon Black base with (C82) dual wheel carpet casters. Base will match frame color selection; casters coordinate with base color.
- Upholstery options: fabric, vinyl or leather.
- Check textile availability prior to specifying upholstery material.
- Standard Ergonomic features: C, D, M, N, U (see Ergonomic Features & Benefits page).

OPTIONAL FEATURES

- Weight Sensing Synchro-Tilter control mechanism (-8) includes side activated sliding seat depth adjustment.
- Optional Tilter mechanism (-4) is also available.
- (U2) Optional height adjustable arms are available. Ergonomic Feature: H
- (U3) Optional height adjustable arms with sliding armcaps are available. Ergonomic Feature: H,Q
- For additional arms/caster options, please refer to the Arm and Caster section. Optional casters may be priced higher than the standard casters for your chair and the difference will be charged. Lower priced optional casters will not be credited.
- For fully assembled in box, please specify (SU). Add \$81.

Please add option codes in the following order:

- Model number**  
5540 High back with arms.  
5540NA High back, no arms.  
5541 Medium back with arms.  
5541NA Medium back, no arms.  
5546 Medium task stool with arms (Task Basic Swivel mechanism only).  
5546NA Medium task stool, no arms (Task Basic Swivel mechanism only).
- Mesh back** (colors shown on website)  
(P-1) Snow (P-8) Mocha  
(P-2) Sand (P-9) Eggplant  
(P-3) Pewter (Q-1) Buzz Blue  
(P-4) Silver Grey (Q-2) Poppy  
(P-5) Charcoal (Q-3) Pumpkin  
(P-6) Black (Q-4) Lime
- Textile**  
Specify textile code for seat.
- Frame color**  
(BK) Black. (Standard).  
(SH) Shadow. Add \$52 for armless models. Add \$68 for models with arms.  
(IC) Cloud. Add \$52 for armless models. Add \$68 for models with arms.
- Arms**  
(A-U1) Fixed height arms. (Standard).  
(A-U2) Height adjustable arms. Add \$25.  
(A-U3) Height adjustable arms w/sliding armcaps. Add \$60.
- Base**  
(B7) Nylon base. (Color matches frame).  
(A7) Polished Aluminum base. Add \$177.
- Mechanism**  
(-4) Tilter mechanism. Add \$25.  
(-6) Task Basic Swivel mechanism (standard). No upcharge.  
(-8) Weight sensing synchro-tilter mechanism w/ standard seat slider. Add \$125.
- Casters**  
(C82) Carpet Casters (Standard).  
(C82R) Rubber Hard Floor Casters. Add \$100

EXAMPLE FACTOR ORDER CODE:

|      |      |       |    |     |      |     |       |
|------|------|-------|----|-----|------|-----|-------|
| 5541 | -P-5 | -FU75 | -8 | -SH | A-U3 | -B7 | -C82R |
|------|------|-------|----|-----|------|-----|-------|

Model #    Mesh Back    Textile    Mechanism    Frame Color    Arms    Base    Casters

DESCRIPTION    FEATURES    MODEL#    STANDARD TEXTILE GRADES



**High Back**  
COM Yardage: 1  
Freight Class: 250  
Product Weight (lbs.): 37 (armless 31)  
Cubic Feet Per Carton: 10.5

| MODEL#            | STANDARD TEXTILE GRADES |     |     |     |     |     |      |      |      |      |      |      |
|-------------------|-------------------------|-----|-----|-----|-----|-----|------|------|------|------|------|------|
|                   | 1                       | 2   | 3   | 4   | 5   | 6   | 7    | 8    | 9    | 10   | 11   | 12   |
| 5540<br>With arms | 755                     | 807 | 823 | 865 | 922 | 951 | 1002 | 1088 | 1151 | 1224 | 1367 | 1525 |

OVERALL DIMENSIONS    SEAT DIMENSIONS    BACK DIMENSIONS






W    D    H    W    D    H    W    H

|      |    |      |    |      |       |      |    |
|------|----|------|----|------|-------|------|----|
| 26.5 | 24 | 41.5 | 20 | 17.5 | 16-20 | 18.5 | 23 |
|------|----|------|----|------|-------|------|----|

RTA 2



1 per carton

| DESCRIPTION   | FEATURES | MODEL#        | STANDARD TEXTILE GRADES   |          |              |                        |              |             |                        |          |      |      |      |      |
|---|----------|---------------|---------------------------|----------|--------------|------------------------|--------------|-------------|------------------------|----------|------|------|------|------|
|   |          |               | 1                         | 2        | 3            | 4                      | 5            | 6           | 7                      | 8        | 9    | 10   | 11   | 12   |
| <br><b>High Back</b><br>COM Yardage: 1<br>Freight Class: 250<br>Product Weight (lbs.): 37 (armless 31)<br>Cubic Feet Per Carton: 10.5    |          | <b>5540NA</b> | 704                       | 751      | 772          | 814                    | 879          | 900         | 957                    | 1043     | 1108 | 1180 | 1330 | 1496 |
|   |          |               | <b>OVERALL DIMENSIONS</b> |          |              | <b>SEAT DIMENSIONS</b> |              |             | <b>BACK DIMENSIONS</b> |          |      |      |      |      |
|   |          |               | <b>W</b>                  | <b>D</b> | <b>H</b>     | <b>W</b>               | <b>D</b>     | <b>H</b>    | <b>W</b>               | <b>H</b> |      |      |      |      |
|   |          |               | 20                        | 24       | 41.5         | 20                     | 17.5         | 16-20       | 18.5                   | 23       |      |      |      |      |
|   |          |               |                           |          | <b>RTA 2</b> |                        | <b>FedEx</b> | <b>ups</b>  | 1 per carton           |          |      |      |      |      |
| <br><b>Medium Back</b><br>COM Yardage: 1<br>Freight Class: 250<br>Product Weight (lbs.): 36 (armless 30)<br>Cubic Feet Per Carton: 10.5  |          | <b>5541</b>   | 712                       | 750      | 780          | 822                    | 879          | 901         | 951                    | 1037     | 1102 | 1166 | 1316 | 1467 |
|   |          |               | <b>OVERALL DIMENSIONS</b> |          |              | <b>SEAT DIMENSIONS</b> |              |             | <b>BACK DIMENSIONS</b> |          |      |      |      |      |
|   |          |               | <b>W</b>                  | <b>D</b> | <b>H</b>     | <b>W</b>               | <b>D</b>     | <b>H</b>    | <b>W</b>               | <b>H</b> |      |      |      |      |
|   |          |               | 26.5                      | 24       | 39           | 20                     | 17.5         | 16-20       | 18.5                   | 20       |      |      |      |      |
|   |          |               |                           |          | <b>RTA 2</b> |                        | <b>FedEx</b> | <b>ups</b>  | 1 per carton           |          |      |      |      |      |
| <br><b>Medium Back</b><br>COM Yardage: 1<br>Freight Class: 250<br>Product Weight (lbs.): 36 (armless 30)<br>Cubic Feet Per Carton: 10.5 |          | <b>5541NA</b> | 661                       | 699      | 729          | 771                    | 828          | 857         | 908                    | 994      | 1057 | 1130 | 1280 | 1437 |
|   |          |               | <b>OVERALL DIMENSIONS</b> |          |              | <b>SEAT DIMENSIONS</b> |              |             | <b>BACK DIMENSIONS</b> |          |      |      |      |      |
|   |          |               | <b>W</b>                  | <b>D</b> | <b>H</b>     | <b>W</b>               | <b>D</b>     | <b>H</b>    | <b>W</b>               | <b>H</b> |      |      |      |      |
|   |          |               | 20                        | 24       | 39           | 20                     | 17.5         | 16-20       | 18.5                   | 20       |      |      |      |      |
|   |          |               |                           |          | <b>RTA 2</b> |                        | <b>FedEx</b> | <b>ups</b>  | 1 per carton           |          |      |      |      |      |
| <br><b>Stool</b><br>COM Yardage: 1<br>Freight Class: 250<br>Product Weight (lbs.): 40 (armless 34)<br>Cubic Feet Per Carton: 10.5      |          | <b>5546</b>   | 877                       | 915      | 945          | 987                    | 1044         | 1073        | 1124                   | 1210     | 1273 | 1346 | 1496 | 1653 |
|   |          |               | <b>OVERALL DIMENSIONS</b> |          |              | <b>SEAT DIMENSIONS</b> |              |             | <b>BACK DIMENSIONS</b> |          |      |      |      |      |
|   |          |               | <b>W</b>                  | <b>D</b> | <b>H</b>     | <b>W</b>               | <b>D</b>     | <b>H</b>    | <b>W</b>               | <b>H</b> |      |      |      |      |
|   |          |               | 26.5                      | 23.5     | 49           | 20                     | 17.5         | 23.75-33.75 | 18.5                   | 20.5     |      |      |      |      |
|   |          |               |                           |          | <b>RTA 2</b> |                        | <b>FedEx</b> | <b>ups</b>  | 1 per carton           |          |      |      |      |      |
| <br><b>Stool</b><br>COM Yardage: 1<br>Freight Class: 250<br>Product Weight (lbs.): 40 (armless 34)<br>Cubic Feet Per Carton: 10.5      |          | <b>5546NA</b> | 826                       | 873      | 900          | 936                    | 1008         | 1030        | 1079                   | 1165     | 1237 | 1308 | 1459 | 1623 |
|   |          |               | <b>OVERALL DIMENSIONS</b> |          |              | <b>SEAT DIMENSIONS</b> |              |             | <b>BACK DIMENSIONS</b> |          |      |      |      |      |
|   |          |               | <b>W</b>                  | <b>D</b> | <b>H</b>     | <b>W</b>               | <b>D</b>     | <b>H</b>    | <b>W</b>               | <b>H</b> |      |      |      |      |
|   |          |               | 20                        | 23.5     | 49           | 20                     | 17.5         | 23.75-33.75 | 18.5                   | 20.5     |      |      |      |      |
|   |          |               |                           |          | <b>RTA 2</b> |                        | <b>FedEx</b> | <b>ups</b>  | 1 per carton           |          |      |      |      |      |

G1 ERGO SELECT™



model 7331



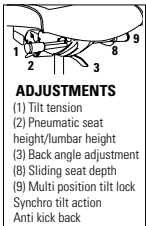
model 7333



**Optional Halo Arm (MG)**  
Height adjustable with independent 360 degree rotating arm and armcap.

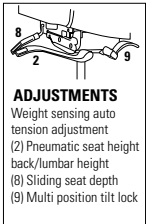
**MECHANISM OPTIONS:**

**Synchro-tilter mechanism (-0)**



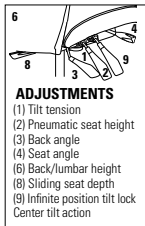
**Ergonomic features:**  
A, B, C, D, E, G, H, L, M, N, Q, R, U

**Weight sensing synchro-tilter mechanism (-8)**



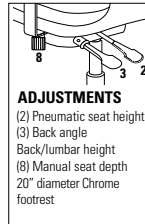
**Ergonomic features:**  
A, B, C, D, E, H, L, M, N, Q, R, U

**Multi-tilter mechanism (-3)**



**Ergonomic features:**  
A, B, C, D, E, F, G, H, M, N, Q, R, S, U

**Posture task mechanism (-7)**



**Ergonomic features:**  
C, D, G, H, M, N, Q, R, U, V

**STANDARD FEATURES**

- G1 Ergo Select was designed to provide exceptional support and comfort throughout the work day.
- Available in three back heights and three seat sizes, varying in depth and width, to fit a person's body type and movements while at work.
- Adjustable lumbar support standard on all models.
- Stitch detail on edges of seat and back is discrete, using matched thread as standard.
- Choice of three mechanisms; synchro-tilter, multi-tilter and weight sensing synchro-tilter. Stool model available with posture task mechanism only.
- Standard with Global's high quality Soft Descent™ pneumatic lift which slowly and gently lowers the seat height of the chair making it easy to obtain the exact seat height you desire.
- Standard with height and width adjustable (G5) arms with sliding armcaps. Armcaps also articulate inwards and outwards to aim toward the keyboard or mouse area.
- "ZT" folding arms not recommended for use with Petite seat.
- G1 Ergo Select is fully compliant with latest BIFMA G1, GSA, and CGSB specifications.
- Five prong, injection molded, fiberglass reinforced nylon Black base with (C82) dual wheel carpet casters.
- Upholstery options: fabric, vinyl or leather.
- Check textile availability prior to specifying upholstery material.

**OPTIONAL FEATURES**

- Upholstery is available with exaggerated top stitch detail (heavier thread). Fourteen coordinating or contrasting colors may be selected. Please specify.
- Optional H1 and H2 Ergo Select arms are height (4") and width adjustable with sliding armcaps. Armcaps also articulate inwards (25°) and outwards (25°) to aim toward the keyboard or mouse area.
- All G1 Ergo Select models are available with Global's new Halo arm (MG). The Halo arm features infinite adjustability for most work styles, offering a soft-to-the-touch SSU armcap, 4 1/8" of height adjustment, 12.6" of lateral adjustment, 20" total forward to backward arm/armcap adjustment, **armcap rotation of 360 degrees with 18 degree stops, upper arm 360 degree rotation, lockable at 15 degree increments**, a clean pinch point free design suitable for infection control. Add \$34.

- For additional arms/caster options, please refer to the Arm and Caster section (page 410). Optional casters may be priced higher than the standard casters for your chair and the difference will be charged. Lower priced optional casters will not be credited.

Please add option codes in the following order:





- Model number**  
7331 Medium back with arms  
7332 High back with arms  
7333 Extended high back with arms  
7336 Medium task stool with arms (posture task mechanism only)  
7336NA Medium task stool, armless (posture task mechanism only)
- Textile**  
Specify textile codes for back and seat
- Mechanism (No Upcharge)**  
(-0) Synchro-tilter mechanism  
(-3) Multi-tilter mechanism  
(-8) Weight sensing synchro-tilter mechanism  
(-7) Posture task mechanism (models 7336 / 7336NA only)
- Seat Size**  
(P) Petite seat  
(STAN) Standard seat  
(GS) Generous seat
- Arms**  
(G5) G5 arms ..... **Standard**  
(MG) Halo Arms ..... **Add \$34**  
(H1) Ergo Select arms ..... **Add \$95**  
(H2) Ergo Select arms w/wide armcaps ..... **Add \$132**
- Base**  
(B7) Black nylon B7B base ..... **Standard**  
(A7) Polished aluminum B7A base ..... **Add \$177**
- Cylinder**  
Please refer to "Cylinder Selection" section of the price book for cylinder options.
- Casters**  
(C82) Dual wheel carpet casters ..... **Standard**  
(C82R) Dual wheel hard floor casters ..... **Add \$100**
- Stitch detail**  
(MS) Color matched stitching  
Decorative top stitch ..... **No upcharge**  
(XP) Black (XB) Beige  
(XG) Copen (XA) Graphite  
(XK) Mahogany (XJ) Natural  
(XH) Navy #3 (XD) New Grey  
(XF) Nickel (XN) Off-White  
(XL) Rubytone (XI) Scarlet  
(XC) Smoke (XE) Taupe (colors shown on website)

**EXAMPLE G1 ERGO SELECT ORDER CODE:**

|         |             |             |           |           |      |      |          |         |               |
|---------|-------------|-------------|-----------|-----------|------|------|----------|---------|---------------|
| 7332    | -WA53       | -WA53       | -8        | -STAN     | -H1  | -B7  | -4L      | -C82    | -MS           |
| Model # | Back fabric | Seat fabric | Mechanism | Seat size | Arms | Base | Cylinder | Casters | Stitch detail |

| G1 Ergo Select dimensional information: based on measurements with multi-tilter mechanism |                                   |                     |                  |                      |
|---|-----------------------------------|---------------------|------------------|----------------------|
|   | Distance between arms             | Standard arm height | Seat depth range | Standard seat height |
| <b>Petite seat (P)</b><br>Soft Descent 4" lift & (H1) arms                                | 15.25" - 20.75" = 5.5" adjustment | 7.3" - 11.4"        | 15.75" - 18.75"  | 16.5" - 20.5"        |
| <b>Standard seat (STAN)</b><br>Soft Descent 4" lift & (H1) arms                           | 16" - 21.5" = 5.5" adjustment     |                     | 16.5" - 19.5"    |                      |
| <b>Generous seat (GS)</b><br>Soft Descent 4" lift & (H1) arms                             | 17.25" - 22.75" = 5.5" adjustment |                     | 17.25" - 19.5"   |                      |



| DESCRIPTION   | FEATURES  | MODEL#                    | STANDARD TEXTILE GRADES   |              |                         |                         |              |                        |                        |              |      |      |      |      |
|---|---|---------------------------|---------------------------|--------------|-------------------------|-------------------------|--------------|------------------------|------------------------|--------------|------|------|------|------|
|   |   |                           | 1                         | 2            | 3                       | 4                       | 5            | 6                      | 7                      | 8            | 9    | 10   | 11   | 12   |
|  <p><b>Medium Back</b><br/>COM Yardage: 1.65<br/>Freight Class: 125<br/>Product Weight (lbs.): 66<br/>Cubic Feet Per Carton: 10.50</p>         | <p>See series notes for mechanism options.</p> <p>* Standard seat</p> | <b>7331</b>               | 1368                      | 1432         | 1478                    | 1550                    | 1650         | 1700                   | 1792                   | 1938         | 2050 | 2177 | 2435 | 2709 |
|   |   |                           | <b>OVERALL DIMENSIONS</b> |              |                         | <b>SEAT DIMENSIONS*</b> |              |                        | <b>BACK DIMENSIONS</b> |              |      |      |      |      |
|   |   |                           | <b>W</b>                  | <b>D</b>     | <b>H</b>                | <b>W</b>                | <b>D</b>     | <b>H</b>               | <b>W</b>               | <b>H</b>     |      |      |      |      |
|   |   |                           | 24                        | 21.5         | 41                      | 19.75                   | 16.5-19.5    | 16.5-20.5              | 19                     | 22           |      |      |      |      |
|   |   |                           |                           |              |                         | <b>RTA 2</b>            | <b>FedEx</b> |                        | <b>ups</b>             | 1 per carton |      |      |      |      |
|  <p><b>High Back</b><br/>COM Yardage: 1.75<br/>Freight Class: 125<br/>Product Weight (lbs.): 68<br/>Cubic Feet Per Carton: 10.50</p>           | <p>See series notes for mechanism options.</p> <p>* Standard seat</p> | <b>7332</b>               | 1444                      | 1512         | 1561                    | 1639                    | 1746         | 1798                   | 1895                   | 2052         | 2175 | 2305 | 2583 | 2878 |
|   |   |                           | <b>OVERALL DIMENSIONS</b> |              |                         | <b>SEAT DIMENSIONS*</b> |              |                        | <b>BACK DIMENSIONS</b> |              |      |      |      |      |
|   |   |                           | <b>W</b>                  | <b>D</b>     | <b>H</b>                | <b>W</b>                | <b>D</b>     | <b>H</b>               | <b>W</b>               | <b>H</b>     |      |      |      |      |
|   |   |                           | 24.5                      | 23           | 44.5                    | 19.75                   | 16.5-19.5    | 16.5-20.5              | 19                     | 24.5         |      |      |      |      |
|   |   |                           |                           |              |                         | <b>RTA 2</b>            | <b>FedEx</b> |                        | <b>ups</b>             | 1 per carton |      |      |      |      |
|  <p><b>Extended High Back</b><br/>COM Yardage: 2<br/>Freight Class: 125<br/>Product Weight (lbs.): 70<br/>Cubic Feet Per Carton: 11</p>       | <p>See series notes for mechanism options.</p> <p>* Standard seat</p> | <b>7333</b>               | 1517                      | 1595         | 1653                    | 1741                    | 1867         | 1925                   | 2038                   | 2217         | 2356 | 2510 | 2828 | 3168 |
|   |   |                           | <b>OVERALL DIMENSIONS</b> |              |                         | <b>SEAT DIMENSIONS*</b> |              |                        | <b>BACK DIMENSIONS</b> |              |      |      |      |      |
|   |   |                           | <b>W</b>                  | <b>D</b>     | <b>H</b>                | <b>W</b>                | <b>D</b>     | <b>H</b>               | <b>W</b>               | <b>H</b>     |      |      |      |      |
|   |   |                           | 26                        | 24           | 50                      | 19.75                   | 16.5-19.5    | 16.5-20.5              | 19                     | 27           |      |      |      |      |
|   |   |                           |                           |              |                         | <b>RTA 2</b>            | <b>FedEx</b> |                        | <b>ups</b>             | 1 per carton |      |      |      |      |
|  <p><b>Medium Back Stool</b><br/>COM Yardage: 1.65<br/>Freight Class: 150<br/>Product Weight (lbs.): 59<br/>Cubic Feet Per Carton: 10.50</p> | <p>See series notes for mechanism options.</p> <p>* Standard seat</p> | <b>7336</b>               | 1479                      | 1544         | 1590                    | 1663                    | 1763         | 1812                   | 1905                   | 2051         | 2162 | 2291 | 2550 | 2826 |
|   |   |                           | <b>7336NA</b><br>Armless  | 1368         | 1435                    | 1480                    | 1555         | 1658                   | 1705                   | 1799         | 1947 | 2062 | 2188 | 2450 |
|   |   | <b>OVERALL DIMENSIONS</b> |                           |              | <b>SEAT DIMENSIONS*</b> |                         |              | <b>BACK DIMENSIONS</b> |                        |              |      |      |      |      |
|   |   | <b>W</b>                  | <b>D</b>                  | <b>H</b>     | <b>W</b>                | <b>D</b>                | <b>H</b>     | <b>W</b>               | <b>H</b>               |              |      |      |      |      |
|   |   | 24                        | 22.5                      | 46           | 18.5                    | 16.5                    | 22-30        | 19                     | 22                     |              |      |      |      |      |
|   |   |                           | <b>RTA 2</b>              | <b>FedEx</b> |                         | <b>ups</b>              | 1 per carton |                        |                        |              |      |      |      |      |

G20



model 6007



**Lumbar Support**

Automatic lumbar tension mechanism naturally adjusts to your posture while in upright or reclined position. The lumbar is also height adjustable.




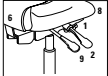


**Optional Fixed "C" Arm**

**STANDARD FEATURES**

- The striped mesh back is composed of a alternating vertical rows of clear elastomeric yarns and polyester yarns. This provides a very responsive back support.
- The inside of the mesh back is Black while the outside of the mesh is Silver to coordinate with the Polished Aluminum trim. Only available in a Black mesh back with Black arms and frame.
- Synchronized mechanism allows the back to smoothly tilt, while the seat gently reclines and slides to the rear. The seat does not lift up and keeps feet planted on floor. Four tilt positions, locks and infinite free float.
- Height adjustable self-skinned urethane (SSU) arms with sliding and pivoting armcaps.
- Independent lumbar adjustment on back (2.5" of height adjustment range on each side).
- Adjustable tilt tension knob located beside the seat. Simply rotate the knob for user preference.
- Side activated sliding seat depth adjustment is standard and provides 2" of adjustment.
- Base and frame are standard in Polished Aluminum with dual wheel carpet casters (**C82**).
- Check textile availability prior to specifying upholstery material.

**OPTIONAL FEATURES**

- An optional black nylon base (**B7B**) is available. No upcharge.
- Optional fixed aluminum "C" arms with SSU armcaps (**DF**) are available. No upcharge.
- Please refer to "Cylinder Selection" section of the price book for additional cylinder options.
- For hard surface flooring casters, please specify (**C9R**). Add \$104
- For fully assembled in box, specify **SU**. Add \$81

| DESCRIPTION   | FEATURES   | MODEL#  | STANDARD TEXTILE GRADES   |      |      |      |      |      |      |      |   |      |      |      |   |   |      |    |             |   |  |  |   |   |
|---|--|---|---|------|------|------|------|------|------|------|---|------|------|------|---|---|------|----|-------------|---|--|--|---|---|
|   |  |   | 1   | 2    | 3    | 4    | 5    | 6    | 7    | 8    | 9   | 10   | 11   | 12   |   |   |      |    |             |   |  |  |   |   |
|  <p><b>Synchro - Tilter</b><br/>COM Yardage: 1<br/>Freight Class: 150<br/>Product Weight (lbs.): 53<br/>Cubic Feet Per Carton: 11</p> |  <p><b>ADJUSTMENTS</b><br/>(1) Tilt tension<br/>(2) Pneumatic seat height<br/>(6) Back height*<br/>(8) Seat depth<br/>(9) Chair tilt lock<br/>(5C) Synchro-tilt action<br/>Anti-kick back</p> | <b>6007</b>   | 1865  | 1906 | 1936 | 1979 | 2042 | 2063 | 2117 | 2221 | 2273  | 2368 | 2501 | 2662 |   |   |      |    |             |   |  |  |   |   |
|   |  | <p><b>OVERALL DIMENSIONS</b></p> <table border="1"> <thead> <tr> <th>W</th> <th>D</th> <th>H</th> </tr> </thead> <tbody> <tr> <td>25.5</td> <td>23</td> <td>41.5</td> </tr> </tbody> </table> |   |      | W    | D    | H    | 25.5 | 23   | 41.5 | <p><b>SEAT DIMENSIONS</b></p> <table border="1"> <thead> <tr> <th>W</th> <th>D</th> <th>H</th> </tr> </thead> <tbody> <tr> <td>19.5</td> <td>16</td> <td>17.75-22.75</td> </tr> </tbody> </table> |      |      | W    | D | H | 19.5 | 16 | 17.75-22.75 | <p><b>BACK DIMENSIONS</b></p> <table border="1"> <thead> <tr> <th>W</th> <th>H</th> </tr> </thead> <tbody> <tr> <td>19</td> <td>22</td> </tr> </tbody> </table> |  |  | W | H |
| W   | D  | H   |   |      |      |      |      |      |      |      |   |      |      |      |   |   |      |    |             |   |  |  |   |   |
| 25.5  | 23   | 41.5  |   |      |      |      |      |      |      |      |   |      |      |      |   |   |      |    |             |   |  |  |   |   |
| W   | D  | H   |   |      |      |      |      |      |      |      |   |      |      |      |   |   |      |    |             |   |  |  |   |   |
| 19.5  | 16   | 17.75-22.75   |   |      |      |      |      |      |      |      |   |      |      |      |   |   |      |    |             |   |  |  |   |   |
| W   | H  |   |   |      |      |      |      |      |      |      |   |      |      |      |   |   |      |    |             |   |  |  |   |   |
| 19  | 22   |   |   |      |      |      |      |      |      |      |   |      |      |      |   |   |      |    |             |   |  |  |   |   |
|   |  | <b>RTA 4</b>  |   |      |      |      |      |      |      |      |   |      |      |      |   |   |      |    |             |   |  |  |   |   |

GLOBAL ACCORD™



model 2670-2



model 2670-2



**Polished Aluminum Base**  
Arched aluminum spider base on all models add a distinctive look to the Global Accord series.



model 2671-4



model 2676-2



model 2671-4PB

STANDARD FEATURES

- Global Accord offers an elegant and refined design that features a sling back style that molds to and evenly supports the back and spine.
- Cast aluminum with a mirror finish accent the arms and base.
- Soft touch self-skinned urethane armcaps are available in Black Only.
- All models are standard with a five prong, polished cast aluminum spider base with dual wheel carpet casters (C1).
- Pedestal base models are offered on (-4) Tilter mechanisms only. These models provide fixed location seating for use in auditoriums, classrooms, jury boxes, public venues and more. The base must be mounted to the floor (mounting hardware not included). See Pedestal Base Installation Guide for details.
- Mesh back models are available featuring a breathable mesh sling style back in 24 brilliant Vue colors: Sandy Beach (VU10), Desert Sand (VU11), Orange Sunset (VU12), Chocolate Fountain (VU13), Arctic Blue (VU14), Quarry Grey (VU15), Tidal Wave (VU16), Ivy Moss (VU17), Red Rose (VU18), Coal Black (VU19), White (VU20), Lime (VU21), Chartreuse (VU23), Pool Blue (VU26), Sky (VU28), Primary Blue (VU32), Tangerine (VU34), Paprika (VU37), Grain (VU40), Yellow (VU43), Silver Grey (VU55), Silver (VU63), Hot Pink (VU65) and Red Mittens (VU70). Please specify
- Check textile availability prior to specifying upholstery material.

OPTIONAL FEATURES

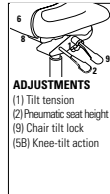
- There are no arm options for the Accord series.
- Optional (B5) black plastic base with aluminum arms combination. No upcharge.
- For hard surface flooring casters, please specify (C9R). Add \$76
- Please refer to the "Casters Selection" section of the price book for caster options. Optional casters may be priced higher than the standard casters for your chair and the difference will be charged. Lower priced optional casters will not be credited.
- Pedestal Base models have Black bases with 2" height adjustable cylinders. Please specify: (SH) Swivel, auto return to max height. No upcharge. (SN) Non-swivel, auto return to max height. Add \$23. (SC) Swivel, self-centering and return to max height. Add \$35.
- For Memory Foam, specify (MF) and add \$124.
- For fully assembled in box, specify SU. Add \$81



DESCRIPTION FEATURES MODEL# STANDARD TEXTILE GRADES



**HB Knee - Tilter**  
COM Yardage: 2  
Freight Class: 150  
Product Weight (lbs.): 56  
Cubic Feet Per Carton: 13



**ADJUSTMENTS**  
(1) Tilt tension  
(2) Pneumatic seat height  
(9) Chair tilt lock  
(5B) Knee-tilt action

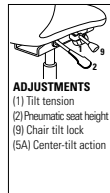
Ergonomic Features:  
A, B, C, J, M, N, U

| MODEL# | 1    | 2    | 3    | 4    | 5    | 6    | 7    | 8    | 9    | 10   | 11   | 12   |
|--------|------|------|------|------|------|------|------|------|------|------|------|------|
| 2670-2 | 1675 | 1749 | 1807 | 1893 | 2031 | 2083 | 2190 | 2405 | 2508 | 2707 | 2976 | 3313 |

| OVERALL DIMENSIONS |    |    | SEAT DIMENSIONS |    |       | BACK DIMENSIONS |    |
|--------------------|----|----|-----------------|----|-------|-----------------|----|
| W                  | D  | H  | W               | D  | H     | W               | H  |
| 25                 | 25 | 44 | 20              | 19 | 18-22 | 18.5            | 23 |



**HB Tilter**  
COM Yardage: 2  
Freight Class: 150  
Product Weight (lbs.): 43  
Cubic Feet Per Carton: 10.75




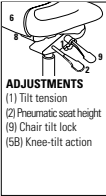



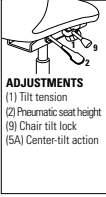



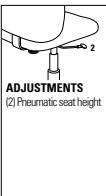



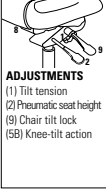



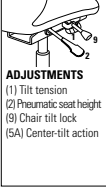


**ADJUSTMENTS**  
(1) Tilt tension  
(2) Pneumatic seat height  
(9) Chair tilt lock  
(5A) Center-tilt action


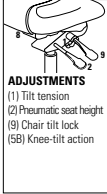

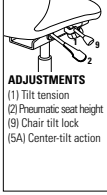

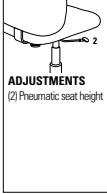

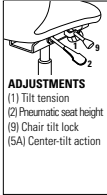
Ergonomic Features:  
A, B, C, M, N, S, U

| MODEL# | 1    | 2    | 3    | 4    | 5    | 6    | 7    | 8    | 9    | 10   | 11   | 12   |
|--------|------|------|------|------|------|------|------|------|------|------|------|------|
| 2670-4 | 1376 | 1454 | 1509 | 1594 | 1715 | 1784 | 1893 | 2055 | 2212 | 2340 | 2680 | 3016 |

| OVERALL DIMENSIONS |    |      | SEAT DIMENSIONS |    |       | BACK DIMENSIONS |    |
|--------------------|----|------|-----------------|----|-------|-----------------|----|
| W                  | D  | H    | W               | D  | H     | W               | H  |
| 25                 | 25 | 42.5 | 20              | 19 | 17-21 | 18.5            | 23 |



| DESCRIPTION   | FEATURES   | MODEL#        | STANDARD TEXTILE GRADES  |          |          |                        |          |             |                        |      |          |      |      |      |
|---|--|---------------|--|----------|----------|------------------------|----------|-------------|------------------------|------|----------|------|------|------|
|   |  |               | 1  | 2        | 3        | 4                      | 5        | 6           | 7                      | 8    | 9        | 10   | 11   | 12   |
|  <p><b>MB Knee - Tilter</b><br/>COM Yardage: 1.75<br/>Freight Class: 150<br/>Product Weight (lbs.): 50<br/>Cubic Feet Per Carton: 10.75</p>  |  <p><b>ADJUSTMENTS</b><br/>(1) Tilt tension<br/>(2) Pneumatic seat height<br/>(9) Chair tilt lock<br/>(5B) Knee-tilt action</p>     | <b>2671-2</b> | 1632   | 1706     | 1764     | 1848                   | 1967     | 1984        | 2083                   | 2309 | 2360     | 2595 | 2770 | 3064 |
|   |  |               | <b>OVERALL DIMENSIONS</b>  |          |          | <b>SEAT DIMENSIONS</b> |          |             | <b>BACK DIMENSIONS</b> |      |          |      |      |      |
|   |  |               | <b>W</b>   | <b>D</b> | <b>H</b> | <b>W</b>               | <b>D</b> | <b>H</b>    | <b>W</b>               |      | <b>H</b> |      |      |      |
|   |  |               | 25   | 25       | 38.5     | 20                     | 19       | 18-22       | 18.5                   |      | 18       |      |      |      |
|   |  |               | <p><b>RTA 1</b>       </p>     |          |          |                        |          |             |                        |      |          |      |      |      |
|  <p><b>MB Tilter</b><br/>COM Yardage: 1.75<br/>Freight Class: 250<br/>Product Weight (lbs.): 40<br/>Cubic Feet Per Carton: 10.75</p>         |  <p><b>ADJUSTMENTS</b><br/>(1) Tilt tension<br/>(2) Pneumatic seat height<br/>(9) Chair tilt lock<br/>(5A) Center-tilt action</p>   | <b>2671-4</b> | 1334   | 1408     | 1468     | 1552                   | 1673     | 1688        | 1789                   | 2013 | 2064     | 2298 | 2473 | 2769 |
|   |  |               | <b>OVERALL DIMENSIONS</b>  |          |          | <b>SEAT DIMENSIONS</b> |          |             | <b>BACK DIMENSIONS</b> |      |          |      |      |      |
|   |  |               | <b>W</b>   | <b>D</b> | <b>H</b> | <b>W</b>               | <b>D</b> | <b>H</b>    | <b>W</b>               |      | <b>H</b> |      |      |      |
|   |  |               | 25   | 25       | 37       | 20                     | 19       | 17-21       | 18.5                   |      | 18       |      |      |      |
|   |  |               | <p><b>RTA 1</b>       </p>     |          |          |                        |          |             |                        |      |          |      |      |      |
|  <p><b>MB Stool</b><br/>COM Yardage: 1.75<br/>Freight Class: 150<br/>Product Weight (lbs.): 48<br/>Cubic Feet Per Carton: 10.75</p>          |  <p><b>ADJUSTMENTS</b><br/>(2) Pneumatic seat height</p>  | <b>2672-6</b> | 1638   | 1707     | 1755     | 1834                   | 1940     | 1975        | 2070                   | 2248 | 2334     | 2499 | 2725 | 3006 |
|   |  |               | <b>OVERALL DIMENSIONS</b>  |          |          | <b>SEAT DIMENSIONS</b> |          |             | <b>BACK DIMENSIONS</b> |      |          |      |      |      |
|   |  |               | <b>W</b>   | <b>D</b> | <b>H</b> | <b>W</b>               | <b>D</b> | <b>H</b>    | <b>W</b>               |      | <b>H</b> |      |      |      |
|   |  |               | 25   | 26       | 46.5     | 20                     | 19       | 22.75-32.75 | 18.5                   |      | 18       |      |      |      |
|   |  |               | <p><b>RTA 1</b>       </p> |          |          |                        |          |             |                        |      |          |      |      |      |
|  <p><b>Mesh HB Knee - Tilter</b><br/>COM Yardage: 1<br/>Freight Class: 150<br/>Product Weight (lbs.): 56<br/>Cubic Feet Per Carton: 13</p> |  <p><b>ADJUSTMENTS</b><br/>(1) Tilt tension<br/>(2) Pneumatic seat height<br/>(9) Chair tilt lock<br/>(5B) Knee-tilt action</p>   | <b>2676-2</b> | 1813   | 1854     | 1883     | 1925                   | 1990     | 2011        | 2065                   | 2169 | 2221     | 2315 | 2446 | 2610 |
|   |  |               | <b>OVERALL DIMENSIONS</b>  |          |          | <b>SEAT DIMENSIONS</b> |          |             | <b>BACK DIMENSIONS</b> |      |          |      |      |      |
|   |  |               | <b>W</b>   | <b>D</b> | <b>H</b> | <b>W</b>               | <b>D</b> | <b>H</b>    | <b>W</b>               |      | <b>H</b> |      |      |      |
|   |  |               | 25   | 25       | 44       | 20                     | 19       | 18-22       | 18.5                   |      | 23       |      |      |      |
|   |  |               | <p><b>RTA 1</b>       </p> |          |          |                        |          |             |                        |      |          |      |      |      |
|  <p><b>Mesh HB Tilter</b><br/>COM Yardage: 1<br/>Freight Class: 150<br/>Product Weight (lbs.): 43<br/>Cubic Feet Per Carton: 10.75</p>     |  <p><b>ADJUSTMENTS</b><br/>(1) Tilt tension<br/>(2) Pneumatic seat height<br/>(9) Chair tilt lock<br/>(5A) Center-tilt action</p> | <b>2676-4</b> | 1515   | 1556     | 1586     | 1628                   | 1692     | 1713        | 1767                   | 1871 | 1923     | 2018 | 2151 | 2312 |
|   |  |               | <b>OVERALL DIMENSIONS</b>  |          |          | <b>SEAT DIMENSIONS</b> |          |             | <b>BACK DIMENSIONS</b> |      |          |      |      |      |
|   |  |               | <b>W</b>   | <b>D</b> | <b>H</b> | <b>W</b>               | <b>D</b> | <b>H</b>    | <b>W</b>               |      | <b>H</b> |      |      |      |
|   |  |               | 25   | 25       | 42.5     | 20                     | 19       | 17-21       | 18.5                   |      | 23       |      |      |      |
|   |  |               | <p><b>RTA 1</b>       </p> |          |          |                        |          |             |                        |      |          |      |      |      |

| DESCRIPTION  | FEATURES   | MODEL#          | STANDARD TEXTILE GRADES   |          |          |                        |          |           |                        |          |      |      |      |      |  |  |
|--|--|-----------------|---------------------------|----------|----------|------------------------|----------|-----------|------------------------|----------|------|------|------|------|--|--|
|  |  |                 | 1                         | 2        | 3        | 4                      | 5        | 6         | 7                      | 8        | 9    | 10   | 11   | 12   |  |  |
|  <p><b>Mesh MB Knee - Tilter</b><br/>COM Yardage: 1<br/>Freight Class: 150<br/>Product Weight (lbs.): 50<br/>Cubic Feet Per Carton: 10.75</p>             |  <p><b>ADJUSTMENTS</b><br/>(1) Tilt tension<br/>(2) Pneumatic seat height<br/>(9) Chair tilt lock<br/>(5E) Knee-tilt action</p>     | <b>2677-2</b>   | 1755                      | 1795     | 1824     | 1867                   | 1930     | 1952      | 2006                   | 2110     | 2162 | 2257 | 2388 | 2551 |  |  |
|  |  |                 | <b>OVERALL DIMENSIONS</b> |          |          | <b>SEAT DIMENSIONS</b> |          |           | <b>BACK DIMENSIONS</b> |          |      |      |      |      |  |  |
|  |  |                 | <b>W</b>                  | <b>D</b> | <b>H</b> | <b>W</b>               | <b>D</b> | <b>H</b>  | <b>W</b>               | <b>H</b> |      |      |      |      |  |  |
|  |  |                 | 25                        | 25       | 38.5     | 20                     | 19       | 18-22     | 18.5                   | 18       |      |      |      |      |  |  |
|  <p><b>Mesh MB Tilter</b><br/>COM Yardage: 1<br/>Freight Class: 250<br/>Product Weight (lbs.): 40<br/>Cubic Feet Per Carton: 10.75</p>                    |  <p><b>ADJUSTMENTS</b><br/>(1) Tilt tension<br/>(2) Pneumatic seat height<br/>(9) Chair tilt lock<br/>(5A) Center-tilt action</p>   | <b>2677-4</b>   | 1456                      | 1497     | 1526     | 1568                   | 1633     | 1654      | 1708                   | 1812     | 1864 | 1958 | 2089 | 2253 |  |  |
|  |  |                 | <b>OVERALL DIMENSIONS</b> |          |          | <b>SEAT DIMENSIONS</b> |          |           | <b>BACK DIMENSIONS</b> |          |      |      |      |      |  |  |
|  |  |                 | <b>W</b>                  | <b>D</b> | <b>H</b> | <b>W</b>               | <b>D</b> | <b>H</b>  | <b>W</b>               | <b>H</b> |      |      |      |      |  |  |
|  |  |                 | 25                        | 25       | 37       | 20                     | 19       | 17-21     | 18.5                   | 18       |      |      |      |      |  |  |
|  <p><b>Mesh MB Stool</b><br/>COM Yardage: 1<br/>Freight Class: 150<br/>Product Weight (lbs.): 48<br/>Cubic Feet Per Carton: 10.75</p>                     |  <p><b>ADJUSTMENTS</b><br/>(2) Pneumatic seat height</p>  | <b>2678-6</b>   | 1742                      | 1783     | 1812     | 1854                   | 1917     | 1940      | 1994                   | 2098     | 2150 | 2244 | 2375 | 2539 |  |  |
|  |  |                 | <b>OVERALL DIMENSIONS</b> |          |          | <b>SEAT DIMENSIONS</b> |          |           | <b>BACK DIMENSIONS</b> |          |      |      |      |      |  |  |
|  |  |                 | <b>W</b>                  | <b>D</b> | <b>H</b> | <b>W</b>               | <b>D</b> | <b>H</b>  | <b>W</b>               | <b>H</b> |      |      |      |      |  |  |
|  |  |                 | 25                        | 26       | 47       | 20                     | 19       | 23.5-33.5 | 18.5                   | 18       |      |      |      |      |  |  |
|  <p><b>MB Tilter with Pedestal Base</b><br/>COM Yardage: 1.75<br/>Freight Class: 150<br/>Product Weight (lbs.): 44<br/>Cubic Feet Per Carton: 10.75</p> |  <p><b>ADJUSTMENTS</b><br/>(1) Tilt tension<br/>(2) Pneumatic seat height<br/>(9) Chair tilt lock<br/>(5A) Center-tilt action</p> | <b>2671-4PB</b> | 1578                      | 1646     | 1709     | 1804                   | 1939     | 2004      | 2050                   | 2211     | 2338 | 2477 | 2764 | 3068 |  |  |
|  |  |                 | <b>OVERALL DIMENSIONS</b> |          |          | <b>SEAT DIMENSIONS</b> |          |           | <b>BACK DIMENSIONS</b> |          |      |      |      |      |  |  |
|  |  |                 | <b>W</b>                  | <b>D</b> | <b>H</b> | <b>W</b>               | <b>D</b> | <b>H</b>  | <b>W</b>               | <b>H</b> |      |      |      |      |  |  |
|  |  |                 | 25                        | 25       | 36       | 20                     | 19       | 16.5-18.5 | 18.5                   | 18       |      |      |      |      |  |  |

Ergonomic Features:  
A, B, C, J, M, N, U

RTA 1



Ergonomic Features:  
A, B, C, M, N, S, U

RTA 1



Ergonomic Features:  
C, M, N, U

RTA 1



Ergonomic Features:  
A, B, C, M, N, S, U

RTA 1




GOAL™



model 2237-3



model 2239-6



**Vari-Width Adapter Plate (WA)**  
Available when chair is ordered with adjustable height arms.


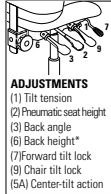

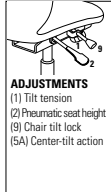

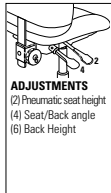
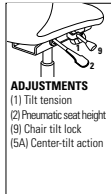




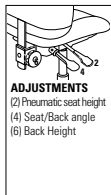



**STANDARD FEATURES**


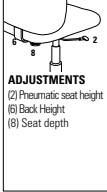

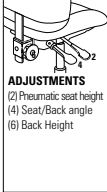

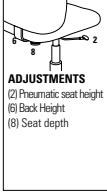

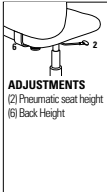

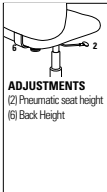

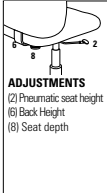

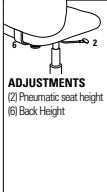



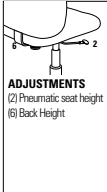



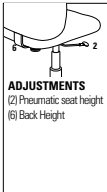



- Designed with substantial upholstery and cushioning treatment.
- Standard with adjustable height T-arms with curved urethane armcaps (3N) in Black only.
- All models are standard with a five-legged, injection molded "spider" base and C65 casters
- Base and frame available in Black (BK) only.
- Vari-Width Adapter Plate (WA) allows each arm to move outward an additional 2". Add \$92. Also height adjustable.
- Check textile availability prior to specifying upholstery material.

- Available with back edge vinyl bumper guard option (VBG). Add \$28.
- Please refer to the "Casters Selection" section of the price book for caster options. Optional casters may be priced higher than the standard casters for your chair and the difference will be charged. Lower priced optional casters will not be credited.
- For hard surface flooring casters, specify C65R. Add \$78.
- For fully assembled in box, please specify SU. Add \$81.

**OPTIONAL FEATURES**

- Please refer to "Arms Selection" section of the price book for arm options.
- An optional abrasion resistant outer back fabric (polyester) is available. Resistant to impact damage. Available in Black only (BKB). Add \$25.

| DESCRIPTION  | FEATURES   | MODEL#               | STANDARD TEXTILE GRADES   |          |          |                        |          |           |                        |          |      |      |      |      |
|--|--|----------------------|---|----------|----------|------------------------|----------|-----------|------------------------|----------|------|------|------|------|
|  |  |                      | 1   | 2        | 3        | 4                      | 5        | 6         | 7                      | 8        | 9    | 10   | 11   | 12   |
|  <p><b>LB Multi - Tilter</b><br/>COM Yardage: 1.50<br/>Freight Class: 150<br/>Product Weight (lbs.): 53<br/>Cubic Feet Per Carton: 9.25</p>     |  <p><b>ADJUSTMENTS</b><br/>(1) Tilt tension<br/>(2) Pneumatic seat height<br/>(3) Back angle<br/>(6) Back height*<br/>(7) Forward tilt lock<br/>(9) Chair tilt lock<br/>(SA) Center-tilt action</p> | <p><b>2237-3</b></p> | 809   | 869      | 915      | 983                    | 1079     | 1114      | 1197                   | 1360     | 1435 | 1583 | 1784 | 2040 |
|  |  |                      | <b>OVERALL DIMENSIONS</b>   |          |          | <b>SEAT DIMENSIONS</b> |          |           | <b>BACK DIMENSIONS</b> |          |      |      |      |      |
|  |  |                      | <b>W</b>  | <b>D</b> | <b>H</b> | <b>W</b>               | <b>D</b> | <b>H</b>  | <b>W</b>               | <b>H</b> |      |      |      |      |
|  |  |                      | 25  | 22.5     | 36       | 20                     | 17       | 16.5-20.5 | 18.5                   | 18-21    |      |      |      |      |
|  |  |                      |    |          |          |                        |          |           |                        |          |      |      |      |      |
|  <p><b>LB Tilter</b><br/>COM Yardage: 1.50<br/>Freight Class: 150<br/>Product Weight (lbs.): 43<br/>Cubic Feet Per Carton: 9.75</p>           |  <p><b>ADJUSTMENTS</b><br/>(1) Tilt tension<br/>(2) Pneumatic seat height<br/>(9) Chair tilt lock<br/>(SA) Center-tilt action</p>   | <p><b>2237-4</b></p> | 700   | 762      | 808      | 874                    | 970      | 1003      | 1089                   | 1251     | 1326 | 1474 | 1676 | 1927 |
|  |  |                      | <b>OVERALL DIMENSIONS</b>   |          |          | <b>SEAT DIMENSIONS</b> |          |           | <b>BACK DIMENSIONS</b> |          |      |      |      |      |
|  |  |                      | <b>W</b>  | <b>D</b> | <b>H</b> | <b>W</b>               | <b>D</b> | <b>H</b>  | <b>W</b>               | <b>H</b> |      |      |      |      |
|  |  |                      | 25  | 25       | 36.5     | 20                     | 17       | 15.5-20.5 | 18.5                   | 19       |      |      |      |      |
|  |  |                      |    |          |          |                        |          |           |                        |          |      |      |      |      |
|  <p><b>LB Operator w/ Arms</b><br/>COM Yardage: 1.50<br/>Freight Class: 125<br/>Product Weight (lbs.): 44<br/>Cubic Feet Per Carton: 6.25</p> |  <p><b>ADJUSTMENTS</b><br/>(2) Pneumatic seat height<br/>(4) Seat/Back angle<br/>(6) Back Height</p>  | <p><b>2237-5</b></p> | 637   | 701      | 745      | 814                    | 907      | 942       | 1026                   | 1188     | 1263 | 1411 | 1613 | 1868 |
|  |  |                      | <b>OVERALL DIMENSIONS</b>   |          |          | <b>SEAT DIMENSIONS</b> |          |           | <b>BACK DIMENSIONS</b> |          |      |      |      |      |
|  |  |                      | <b>W</b>  | <b>D</b> | <b>H</b> | <b>W</b>               | <b>D</b> | <b>H</b>  | <b>W</b>               | <b>H</b> |      |      |      |      |
|  |  |                      | 25  | 22.5     | 36       | 20                     | 17       | 15.5-20.5 | 18.5                   | 18-21    |      |      |      |      |
|  |  |                      |    |          |          |                        |          |           |                        |          |      |      |      |      |

| DESCRIPTION  | FEATURES  | MODEL#   | STANDARD TEXTILE GRADES   |               |                           |                        |          |                        |                        |          |                        |          |      |      |      |      |
|--|---|--|---|---------------|---------------------------|------------------------|----------|------------------------|------------------------|----------|------------------------|----------|------|------|------|------|
|  |   |  | 1   | 2             | 3                         | 4                      | 5        | 6                      | 7                      | 8        | 9                      | 10       | 11   | 12   |      |      |
|  <p><b>LB Task w/ Arms</b><br/>COM Yardage: 1.50<br/>Freight Class: 125<br/>Product Weight (lbs.): 36<br/>Cubic Feet Per Carton: 5.75</p> |  <p><b>ADJUSTMENTS</b><br/>(2) Pneumatic seat height<br/>(6) Back Height<br/>(8) Seat depth</p>  | <b>2237-6</b>  | 531   | 596           | 641                       | 708                    | 804      | 834                    | 921                    | 1082     | 1157                   | 1306     | 1511 | 1766 |      |      |
|  |   |  | <b>OVERALL DIMENSIONS</b>   |               |                           | <b>SEAT DIMENSIONS</b> |          |                        | <b>BACK DIMENSIONS</b> |          |                        |          |      |      |      |      |
|  |   |  | <b>W</b>  | <b>D</b>      | <b>H</b>                  | <b>W</b>               | <b>D</b> | <b>H</b>               | <b>W</b>               | <b>H</b> |                        |          |      |      |      |      |
|  |   |  | 25  | 24.5          | 39                        | 20                     | 17-18.5  | 15.5-20.5              | 18.5                   | 20.5-22  |                        |          |      |      |      |      |
| <p>Ergonomic Features:<br/>C, D, E, H, N</p>   |          |  |   |               |                           |                        |          |                        |                        |          |                        |          |      |      |      |      |
|  |   |  <p><b>LB Operator Armless</b><br/>COM Yardage: 1.50<br/>Freight Class: 125<br/>Product Weight (lbs.): 30<br/>Cubic Feet Per Carton: 4.90</p>               |  <p><b>ADJUSTMENTS</b><br/>(2) Pneumatic seat height<br/>(4) Seat/Back angle<br/>(6) Back Height</p> | <b>2239-5</b> | 531                       | 596                    | 641      | 708                    | 804                    | 834      | 921                    | 1082     | 1157 | 1306 | 1511 | 1766 |
|  |   |  |   |               | <b>OVERALL DIMENSIONS</b> |                        |          | <b>SEAT DIMENSIONS</b> |                        |          | <b>BACK DIMENSIONS</b> |          |      |      |      |      |
|  |   |  |   |               | <b>W</b>                  | <b>D</b>               | <b>H</b> | <b>W</b>               | <b>D</b>               | <b>H</b> | <b>W</b>               | <b>H</b> |      |      |      |      |
| 20.5   | 22.5  |  |   |               | 36                        | 20                     | 17       | 15.5-20.5              | 18.5                   | 18-21    |                        |          |      |      |      |      |
| <p>Ergonomic Features:<br/>C, D, F, G, H, N</p>  |          |  |   |               |                           |                        |          |                        |                        |          |                        |          |      |      |      |      |
|  |   |  <p><b>LB Task Armless</b><br/>COM Yardage: 1.50<br/>Freight Class: 125<br/>Product Weight (lbs.): 30<br/>Cubic Feet Per Carton: 4.90</p>                  |  <p><b>ADJUSTMENTS</b><br/>(2) Pneumatic seat height<br/>(6) Back Height<br/>(8) Seat depth</p>     | <b>2239-6</b> | 410                       | 474                    | 518      | 584                    | 681                    | 715      | 799                    | 961      | 1034 | 1185 | 1386 | 1641 |
|  |   |  |   |               | <b>OVERALL DIMENSIONS</b> |                        |          | <b>SEAT DIMENSIONS</b> |                        |          | <b>BACK DIMENSIONS</b> |          |      |      |      |      |
|  |   |  |   |               | <b>W</b>                  | <b>D</b>               | <b>H</b> | <b>W</b>               | <b>D</b>               | <b>H</b> | <b>W</b>               | <b>H</b> |      |      |      |      |
| 20.5   | 24.5  |  |   |               | 39                        | 20                     | 17-18.5  | 15.5-20.5              | 18.5                   | 20.5-22  |                        |          |      |      |      |      |
| <p>Ergonomic Features:<br/>C, D, E, N</p>  |    |  |   |               |                           |                        |          |                        |                        |          |                        |          |      |      |      |      |
|  |   |  <p><b>Height Adjustable Stool w/ Arms</b><br/>COM Yardage: 1.50<br/>Freight Class: 125<br/>Product Weight (lbs.): 44<br/>Cubic Feet Per Carton: 6.75</p> |  <p><b>ADJUSTMENTS</b><br/>(2) Pneumatic seat height<br/>(6) Back Height</p>                       | <b>2235-6</b> | 689                       | 753                    | 799      | 866                    | 962                    | 998      | 1079                   | 1241     | 1318 | 1467 | 1669 | 1924 |
|  |   |  |   |               | <b>OVERALL DIMENSIONS</b> |                        |          | <b>SEAT DIMENSIONS</b> |                        |          | <b>BACK DIMENSIONS</b> |          |      |      |      |      |
|  |   |  |   |               | <b>W</b>                  | <b>D</b>               | <b>H</b> | <b>W</b>               | <b>D</b>               | <b>H</b> | <b>W</b>               | <b>H</b> |      |      |      |      |
| 25   | 24.5  |  |   |               | 48                        | 20                     | 17       | 23.5-33.5              | 18.5                   | 20.5-22  |                        |          |      |      |      |      |
| <p>Ergonomic Features:<br/>C, D, H, N</p>  |    |  |   |               |                           |                        |          |                        |                        |          |                        |          |      |      |      |      |
|  |   |  <p><b>Height Adjustable Stool Armless</b><br/>COM Yardage: 1.50<br/>Freight Class: 150<br/>Product Weight (lbs.): 36<br/>Cubic Feet Per Carton: 6.75</p> |  <p><b>ADJUSTMENTS</b><br/>(2) Pneumatic seat height<br/>(6) Back Height</p>                       | <b>2236-6</b> | 607                       | 671                    | 715      | 784                    | 877                    | 912      | 996                    | 1158     | 1231 | 1381 | 1583 | 1840 |
|  |   |  |   |               | <b>OVERALL DIMENSIONS</b> |                        |          | <b>SEAT DIMENSIONS</b> |                        |          | <b>BACK DIMENSIONS</b> |          |      |      |      |      |
|  |   |  |   |               | <b>W</b>                  | <b>D</b>               | <b>H</b> | <b>W</b>               | <b>D</b>               | <b>H</b> | <b>W</b>               | <b>H</b> |      |      |      |      |
| 20.5   | 24.5  |  |   |               | 48                        | 20                     | 17       | 23.5-33.5              | 18.5                   | 20.5-22  |                        |          |      |      |      |      |
| <p>Ergonomic Features:<br/>C, D, H, N</p>  |    |  |   |               |                           |                        |          |                        |                        |          |                        |          |      |      |      |      |

GRAHAM™



model 3144 (3N)




**Vari-Width Adapter Plate (WA)**  
Available when chair is ordered with adjustable height arms.

**STANDARD FEATURES**

- Features a multi-curved backrest with an impact resistant outer back shell.
- Standard with adjustable height T-arms with curved urethane armcaps (3N) in Black Only.
- All models are standard with a five-legged, injection molded "spider" base and C10 casters
- Base and frame available in Black (BK) Only.
- Check textile availability prior to specifying upholstery material.
- Vari-Width Adapter Plate (WA) allows each arm to move outward an additional 2". Specify "WA". Add \$92 also height adjustable.

**OPTIONAL FEATURES**

- Please refer to "Arms Selection" section of the price book for arm options.
- An optional abrasion resistant outer back fabric (polyester) is available. Resistant to impact damage. Available in Black only (BKB). Add \$25.
- Please refer to the "Casters Selection" section of the price book for caster options. Optional casters may be priced higher than the standard casters for your chair and the difference will be charged. Lower priced optional casters will not be credited.
- For hard surface flooring casters, specify C10R. Add \$70.
- For fully assembled in box, please specify SU. Add \$81.

| DESCRIPTION   | FEATURES   | MODEL#  | STANDARD TEXTILE GRADES |      |       |                 |         |      |                 |      |      |      |      |      |      |
|---|--|---|-------------------------|------|-------|-----------------|---------|------|-----------------|------|------|------|------|------|------|
|   |  |   | 1                       | 2    | 3     | 4               | 5       | 6    | 7               | 8    | 9    | 10   | 11   | 12   |      |
|  <p><b>LB Ergo - Tilter</b><br/>COM Yardage: 1.50<br/>Freight Class: 150<br/>Product Weight (lbs.): 50<br/>Cubic Feet Per Carton: 9.25</p> | <p><b>ADJUSTMENTS</b><br/>(1) Tilt tension<br/>(2) Pneumatic seat height<br/>(3) Back angle<br/>(6) Back height*<br/>(9) Chair tilt lock<br/>(5A) Center-tilt action</p> | <p><b>Ergonomic Features:</b><br/>A, B, C, D, G, H, M, N, S</p> | 3144                    | 808  | 864   | 912             | 979     | 1074 | 1111            | 1196 | 1358 | 1432 | 1580 | 1783 | 2037 |
|   |  |   | OVERALL DIMENSIONS      |      |       | SEAT DIMENSIONS |         |      | BACK DIMENSIONS |      |      |      |      |      |      |
|   |  |   | W                       | D    | H     | W               | D       | H    | W               | H    |      |      |      |      |      |
| 25  | 26   | 37.5  | 20                      | 19.5 | 17-21 | 19.5            | 17.5-20 |      |                 |      |      |      |      |      |      |

RTA 2

GRANADA®



model 3212 (3N)



model 3212 (3N)



model 3217



model 3217

STANDARD FEATURES

- Features a sculpted back with pronounced lumbar support.
- Standard with adjustable height T-arms with curved urethane armcaps (3N) in Black Only.(except for model 3262 which has a fixed height version of this same arm style.)
- Standard when chair is ordered with adjustable height arms (AA, O, OJ, SB, TD, UB, ZH, ZT, 3M, 3N, 4J, 4M, 4T, 6L, 9B and 9S). Allows each arm to move outward an additional 2" (for a total of 4" extra seat width) and locks with the use of an easy to maneuver lever.
- All models (except armchair and side chair styles) are standard with a five-legged, injection molded base.
- Base and frame are available in Black (BK) Only.
- All models are shipped partially KD.
- Height Adjustable Stools are equipped with a 20" diameter, height adjustable chrome foot ring.
- C65 casters are standard except for heavy duty models.
- Check textile availability prior to specifying upholstery material.
- Granada heavy duty models can be found under the Heavy Duty section.
- Upholstery options: fabric or vinyl only.

- When upholstered in vinyl, models may feature stitch detail across the seat and/ or back cushions and additional wrinkling may occur around seat perimeter and outside back will be attached with decorative screws.

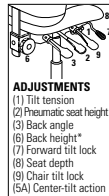
OPTIONAL FEATURES

- Available with back edge vinyl bumper guard option (VBG). Add \$28.
- Please refer to "Arms Selection" section of the price book for arm options.
- An optional abrasion resistant outer back fabric (polyester) is available. Resistant to impact damage. Available in Black only (BKB). Add \$25
- For hard surface flooring please specify C10R. Add \$125.
- Please refer to the "Casters Selection" section of the price book for caster options. Optional casters may be priced higher than the standard casters for your chair and the difference will be charged. Lower priced optional casters will not be credited.
- For fully assembled in box, specify SU. Add \$81

DESCRIPTION FEATURES MODEL# STANDARD TEXTILE GRADES



LB Multi - Tilter Plain Back Ratchet Back  
COM Yardage: 1.50  
Freight Class: 150  
Product Weight (lbs.): 52  
Cubic Feet Per Carton: 9.25



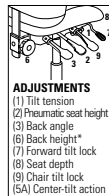
Ergonomic Features:  
A, B, C, D, E, F, G, M, N, S

| MODEL# | 1    | 2    | 3    | 4    | 5    | 6    | 7    | 8    | 9    | 10   | 11   | 12   |
|--------|------|------|------|------|------|------|------|------|------|------|------|------|
| 3121   | 1479 | 1541 | 1584 | 1648 | 1741 | 1776 | 1857 | 2013 | 2088 | 2233 | 2430 | 2674 |

| OVERALL DIMENSIONS |      |    | SEAT DIMENSIONS |      |       | BACK DIMENSIONS |           |
|--------------------|------|----|-----------------|------|-------|-----------------|-----------|
| W                  | D    | H  | W               | D    | H     | W               | H         |
| 26                 | 24.5 | 40 | 20.5            | 16.5 | 17-21 | 19              | 17.5-20.5 |



HB Multi - Tilter Plain Back Ratchet Back  
COM Yardage: 1.75  
Freight Class: 150  
Product Weight (lbs.): 55  
Cubic Feet Per Carton: 9.25



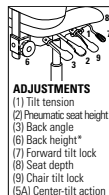
Ergonomic Features:  
A, B, C, D, E, F, G, H, M, N, Q, S

| MODEL# | 1    | 2    | 3    | 4    | 5    | 6    | 7    | 8    | 9    | 10   | 11   | 12   |
|--------|------|------|------|------|------|------|------|------|------|------|------|------|
| 3123   | 1632 | 1716 | 1777 | 1879 | 2014 | 2040 | 2147 | 2415 | 2466 | 2737 | 2934 | 3270 |

| OVERALL DIMENSIONS |      |    | SEAT DIMENSIONS |         |       | BACK DIMENSIONS |       |
|--------------------|------|----|-----------------|---------|-------|-----------------|-------|
| W                  | D    | H  | W               | D       | H     | W               | H     |
| 26                 | 24.5 | 43 | 20.5            | 17-19.5 | 17-21 | 19              | 22-25 |



LB Multi - Tilter Detailed/Styled Back  
COM Yardage: 1.50  
Freight Class: 150  
Product Weight (lbs.): 52  
Cubic Feet Per Carton: 9.25


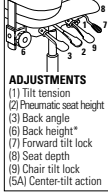



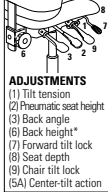






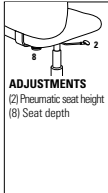



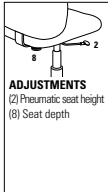





Ergonomic Features:  
A, B, C, D, E, F, G, M, N, S


| MODEL# | 1    | 2    | 3    | 4    | 5    | 6    | 7    | 8    | 9    | 10   | 11   | 12   |
|--------|------|------|------|------|------|------|------|------|------|------|------|------|
| 3202   | 1221 | 1286 | 1329 | 1398 | 1492 | 1527 | 1611 | 1772 | 1847 | 1996 | 2197 | 2454 |


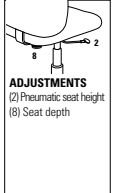
| OVERALL DIMENSIONS |      |    | SEAT DIMENSIONS |      |       | BACK DIMENSIONS |    |
|--------------------|------|----|-----------------|------|-------|-----------------|----|
| W                  | D    | H  | W               | D    | H     | W               | H  |
| 26                 | 22.5 | 40 | 19              | 16.5 | 18-22 | 18.5            | 21 |


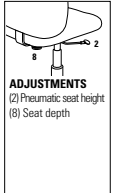



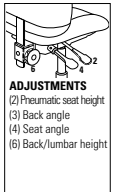
| DESCRIPTION  | FEATURES  | MODEL#              | STANDARD TEXTILE GRADES   |   |          |                        |          |          |                        |          |      |      |      |      |  |
|--|---|---------------------|---|---|----------|------------------------|----------|----------|------------------------|----------|------|------|------|------|--|
|  |   |                     | 1   | 2   | 3        | 4                      | 5        | 6        | 7                      | 8        | 9    | 10   | 11   | 12   |  |
|  <p><b>LB Multi - Tilter</b> Plain Back<br/>COM Yardage: 1.50<br/>Freight Class: 125<br/>Product Weight (lbs.): 58<br/>Cubic Feet Per Carton: 9.25</p>  |  <p><b>ADJUSTMENTS</b><br/>(1) Tilt tension<br/>(2) Pneumatic seat height<br/>(3) Back angle<br/>(6) Back height*<br/>(7) Forward tilt lock<br/>(8) Seat depth<br/>(9) Chair tilt lock<br/>(5A) Center-tilt action</p> | <p><b>3212</b></p>  | 1082  | 1146  | 1188     | 1259                   | 1355     | 1391     | 1471                   | 1634     | 1708 | 1856 | 2057 | 2313 |  |
|  |   |                     | <b>OVERALL DIMENSIONS</b>   |   |          | <b>SEAT DIMENSIONS</b> |          |          | <b>BACK DIMENSIONS</b> |          |      |      |      |      |  |
|  |   |                     | <b>W</b>  | <b>D</b>  | <b>H</b> | <b>W</b>               | <b>D</b> | <b>H</b> | <b>W</b>               | <b>H</b> |      |      |      |      |  |
|  |   |                     | 26  | 24  | 40       | 19                     | 16.5     | 18-22    | 18.5                   | 21       |      |      |      |      |  |
| <p>Ergonomic Features:<br/>A, B, C, D, E, F, G, H, M, N, Q, S</p>  |   | <p><b>RTA 2</b></p> |    |    |          |                        |          |          |                        |          |      |      |      |      |  |
|  <p><b>HB Multi - Tilter</b> Plain Back<br/>COM Yardage: 1.75<br/>Freight Class: 150<br/>Product Weight (lbs.): 57<br/>Cubic Feet Per Carton: 10.50</p> |  <p><b>ADJUSTMENTS</b><br/>(1) Tilt tension<br/>(2) Pneumatic seat height<br/>(3) Back angle<br/>(6) Back height*<br/>(7) Forward tilt lock<br/>(8) Seat depth<br/>(9) Chair tilt lock<br/>(5A) Center-tilt action</p> | <p><b>3217</b></p>  | 1217  | 1287  | 1339     | 1421                   | 1530     | 1571     | 1669                   | 1856     | 1947 | 2123 | 2357 | 2650 |  |
|  |   |                     | <b>OVERALL DIMENSIONS</b>   |   |          | <b>SEAT DIMENSIONS</b> |          |          | <b>BACK DIMENSIONS</b> |          |      |      |      |      |  |
|  |   |                     | <b>W</b>  | <b>D</b>  | <b>H</b> | <b>W</b>               | <b>D</b> | <b>H</b> | <b>W</b>               | <b>H</b> |      |      |      |      |  |
|  |   |                     | 26  | 24.5  | 43       | 19                     | 17.5     | 18-22    | 18.5                   | 26       |      |      |      |      |  |
| <p>Ergonomic Features:<br/>A, B, C, D, E, F, G, H, M, N, Q, S</p>  |   | <p><b>RTA 2</b></p> |    |    |          |                        |          |          |                        |          |      |      |      |      |  |
|  <p><b>Side Chair</b> Plain Back<br/>COM Yardage: 1.50<br/>Freight Class: 300<br/>Product Weight (lbs.): 32<br/>Cubic Feet Per Carton: 17.25</p>       |   | <p><b>3253</b></p>  | 872   | 937   | 982      | 1050                   | 1145     | 1182     | 1264                   | 1426     | 1503 | 1648 | 1853 | 2105 |  |
|  |   |                     | <b>OVERALL DIMENSIONS</b>   |   |          | <b>SEAT DIMENSIONS</b> |          |          | <b>BACK DIMENSIONS</b> |          |      |      |      |      |  |
|  |   |                     | <b>W</b>  | <b>D</b>  | <b>H</b> | <b>W</b>               | <b>D</b> | <b>H</b> | <b>W</b>               | <b>H</b> |      |      |      |      |  |
|  |   |                     | 20.5  | 23.5  | 37.5     | 19                     | 16.5     | 19       | 18.5                   | 21       |      |      |      |      |  |
| <p>Ergonomic Features:<br/>M, N</p>  |   | <p><b>RTA 2</b></p> |  |  |          |                        |          |          |                        |          |      |      |      |      |  |
|  <p><b>LB Task</b> Armless/Plain Back<br/>COM Yardage: 1.50<br/>Freight Class: 250<br/>Product Weight (lbs.): 32<br/>Cubic Feet Per Carton: 9.25</p>  |  <p><b>ADJUSTMENTS</b><br/>(2) Pneumatic seat height<br/>(8) Seat depth</p>  | <p><b>3254</b></p>  | 700   | 757   | 806      | 871                    | 970      | 1002     | 1088                   | 1250     | 1324 | 1473 | 1674 | 1927 |  |
|  |   |                     | <b>OVERALL DIMENSIONS</b>   |   |          | <b>SEAT DIMENSIONS</b> |          |          | <b>BACK DIMENSIONS</b> |          |      |      |      |      |  |
|  |   |                     | <b>W</b>  | <b>D</b>  | <b>H</b> | <b>W</b>               | <b>D</b> | <b>H</b> | <b>W</b>               | <b>H</b> |      |      |      |      |  |
|  |   |                     | 21  | 24  | 38       | 19                     | 16.5     | 17-22    | 18.5                   | 21       |      |      |      |      |  |
| <p>Ergonomic Features:<br/>C, E, M, N</p>  |   | <p><b>RTA 2</b></p> |  |  |          |                        |          |          |                        |          |      |      |      |      |  |
|  <p><b>LB Task</b> w/Arm/Plain Back<br/>COM Yardage: 1.50<br/>Freight Class: 150<br/>Product Weight (lbs.): 40<br/>Cubic Feet Per Carton: 9.25</p>    |  <p><b>ADJUSTMENTS</b><br/>(2) Pneumatic seat height<br/>(8) Seat depth</p>  | <p><b>3255</b></p>  | 881   | 941   | 986      | 1052                   | 1151     | 1184     | 1268                   | 1432     | 1505 | 1654 | 1855 | 2108 |  |
|  |   |                     | <b>OVERALL DIMENSIONS</b>   |   |          | <b>SEAT DIMENSIONS</b> |          |          | <b>BACK DIMENSIONS</b> |          |      |      |      |      |  |
|  |   |                     | <b>W</b>  | <b>D</b>  | <b>H</b> | <b>W</b>               | <b>D</b> | <b>H</b> | <b>W</b>               | <b>H</b> |      |      |      |      |  |
|  |   |                     | 26  | 24  | 38       | 19                     | 16.5     | 17-22    | 18.5                   | 21       |      |      |      |      |  |
| <p>Ergonomic Features:<br/>C, E, H, M, N, Q</p>  |   | <p><b>RTA 2</b></p> |  |  |          |                        |          |          |                        |          |      |      |      |      |  |


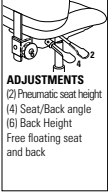



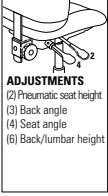



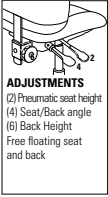



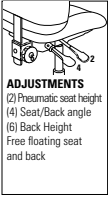



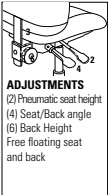


| DESCRIPTION  | FEATURES                    | MODEL# | STANDARD TEXTILE GRADES |      |       |                 |      |      |                 |      |      |      |      |      |  |  |
|--|-----------------------------|--------|-------------------------|------|-------|-----------------|------|------|-----------------|------|------|------|------|------|--|--|
|  |                             |        | 1                       | 2    | 3     | 4               | 5    | 6    | 7               | 8    | 9    | 10   | 11   | 12   |  |  |
| <br><b>Armchair</b> Detailed/Styled Back<br>COM Yardage: 1.50<br>Freight Class: 250<br>Product Weight (lbs.): 40<br>Cubic Feet Per Carton: 17 | Ergonomic Features:<br>M, N | 3262   | 1145                    | 1205 | 1253  | 1320            | 1413 | 1447 | 1533            | 1696 | 1769 | 1919 | 2121 | 2376 |  |  |
|  |                             |        | OVERALL DIMENSIONS      |      |       | SEAT DIMENSIONS |      |      | BACK DIMENSIONS |      |      |      |      |      |  |  |
|  |                             |        | W                       | D    | H     | W               | D    | H    | W               | H    |      |      |      |      |  |  |
|  |                             |        | 26                      | 23.5 | 37.5  | 19              | 16.5 | 19   | 18.5            | 21   |      |      |      |      |  |  |
|  |                             |        | RTA 2                   |      | FedEx |                 | ups  |      |                 |      |      |      |      |      |  |  |


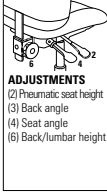
| <br><b>Side Chair</b> Detailed/Styled Back<br>COM Yardage: 1.50<br>Freight Class: 300<br>Product Weight (lbs.): 32<br>Cubic Feet Per Carton: 17.25 | Ergonomic Features:<br>M, N | 3263 | 929                | 991  | 1035  | 1104            | 1199 | 1232 | 1318            | 1480 | 1553 | 1703 | 1905 | 2160 |  |  |
|---|-----------------------------|------|--------------------|------|-------|-----------------|------|------|-----------------|------|------|------|------|------|--|--|
|   |                             |      | OVERALL DIMENSIONS |      |       | SEAT DIMENSIONS |      |      | BACK DIMENSIONS |      |      |      |      |      |  |  |
|   |                             |      | W                  | D    | H     | W               | D    | H    | W               | H    |      |      |      |      |  |  |
|   |                             |      | 20.5               | 23.5 | 37.5  | 19              | 16.5 | 19   | 18.5            | 21   |      |      |      |      |  |  |
|   |                             |      | RTA 2              |      | FedEx |                 | ups  |      |                 |      |      |      |      |      |  |  |

| <br><b>LB Task</b> Armless/Detailed/Styled Back<br>COM Yardage: 1.50<br>Freight Class: 250<br>Product Weight (lbs.): 32<br>Cubic Feet Per Carton: 9.25 | <br><b>ADJUSTMENTS</b><br>(2) Pneumatic seat height<br>(8) Seat depth | 3264 | 740                | 804  | 850   | 915             | 1011 | 1046  | 1130            | 1291 | 1366 | 1514 | 1720 | 1973 |  |  |
|--|---|------|--------------------|------|-------|-----------------|------|-------|-----------------|------|------|------|------|------|--|--|
|  |   |      | OVERALL DIMENSIONS |      |       | SEAT DIMENSIONS |      |       | BACK DIMENSIONS |      |      |      |      |      |  |  |
|  |   |      | W                  | D    | H     | W               | D    | H     | W               | H    |      |      |      |      |  |  |
|  |   |      | 21                 | 23.5 | 39    | 19              | 16.5 | 17-22 | 18.5            | 21   |      |      |      |      |  |  |
|  |   |      | RTA 2              |      | FedEx |                 | ups  |       |                 |      |      |      |      |      |  |  |

| <br><b>LB Task</b> w/Arm/Detailed/Styled Back<br>COM Yardage: 1.50<br>Freight Class: 150<br>Product Weight (lbs.): 40<br>Cubic Feet Per Carton: 9.25 | <br><b>ADJUSTMENTS</b><br>(2) Pneumatic seat height<br>(8) Seat depth | 3265 | 929                | 991  | 1035  | 1104            | 1199 | 1232  | 1318            | 1480 | 1553 | 1703 | 1905 | 2160 |  |  |
|---|--|------|--------------------|------|-------|-----------------|------|-------|-----------------|------|------|------|------|------|--|--|
|   |  |      | OVERALL DIMENSIONS |      |       | SEAT DIMENSIONS |      |       | BACK DIMENSIONS |      |      |      |      |      |  |  |
|   |  |      | W                  | D    | H     | W               | D    | H     | W               | H    |      |      |      |      |  |  |
|   |  |      | 26                 | 23.5 | 39    | 19              | 16.5 | 17-22 | 18.5            | 21   |      |      |      |      |  |  |
|   |  |      | RTA 2              |      | FedEx |                 |      |       |                 |      |      |      |      |      |  |  |

| <br><b>LB Operator</b> w/Arm/Plain Back<br>COM Yardage: 1.50<br>Freight Class: 150<br>Product Weight (lbs.): 46<br>Cubic Feet Per Carton: 9.25 | <br><b>ADJUSTMENTS</b><br>(2) Pneumatic seat height<br>(3) Back angle<br>(4) Seat angle<br>(6) Back/lumbar height | 3275 | 1049               | 1114 | 1157  | 1226            | 1322 | 1358  | 1439            | 1601 | 1676 | 1823 | 2025 | 2280 |  |  |
|---|--|------|--------------------|------|-------|-----------------|------|-------|-----------------|------|------|------|------|------|--|--|
|   |  |      | OVERALL DIMENSIONS |      |       | SEAT DIMENSIONS |      |       | BACK DIMENSIONS |      |      |      |      |      |  |  |
|   |  |      | W                  | D    | H     | W               | D    | H     | W               | H    |      |      |      |      |  |  |
|   |  |      | 26                 | 22.5 | 39    | 19              | 16.5 | 17-22 | 18.5            | 21   |      |      |      |      |  |  |
|   |  |      | RTA 2              |      | FedEx |                 | ups  |       |                 |      |      |      |      |      |  |  |

| DESCRIPTION  | FEATURES  | MODEL#      | STANDARD TEXTILE GRADES   |   |  |                        |          |          |                        |          |      |      |      |      |
|--|---|-------------|---------------------------|---|--|------------------------|----------|----------|------------------------|----------|------|------|------|------|
|  |   |             | 1                         | 2   | 3  | 4                      | 5        | 6        | 7                      | 8        | 9    | 10   | 11   | 12   |
|  <p><b>Height Adjustable Stool</b> Armless/Detailed/Styled Back<br/>COM Yardage: 1.50<br/>Freight Class: 150<br/>Product Weight (lbs.): 43<br/>Cubic Feet Per Carton: 9.25</p>  |  <p><b>ADJUSTMENTS</b><br/>(2) Pneumatic seat height<br/>(4) Seat/Back angle<br/>(6) Back Height<br/>Free floating seat and back</p>   | <b>3277</b> | 1526                      | 1590  | 1634   | 1701                   | 1797     | 1835     | 1916                   | 2077     | 2152 | 2301 | 2506 | 2757 |
|  |   |             | <b>OVERALL DIMENSIONS</b> |   |  | <b>SEAT DIMENSIONS</b> |          |          | <b>BACK DIMENSIONS</b> |          |      |      |      |      |
|  |   |             | <b>W</b>                  | <b>D</b>  | <b>H</b>   | <b>W</b>               | <b>D</b> | <b>H</b> | <b>W</b>               | <b>H</b> |      |      |      |      |
|  |   |             | 21                        | 22.5  | 48   | 19                     | 16.5     | 24-34    | 18.5                   | 21       |      |      |      |      |
|  |   |             | <b>RTA 2</b>              |    |    |                        |          |          |                        |          |      |      |      |      |
|  <p><b>Height Adjustable Stool</b> Armless/Plain Back<br/>COM Yardage: 1.50<br/>Freight Class: 150<br/>Product Weight (lbs.): 43<br/>Cubic Feet Per Carton: 9.25</p>            |  <p><b>ADJUSTMENTS</b><br/>(2) Pneumatic seat height<br/>(3) Back angle<br/>(4) Seat angle<br/>(6) Back/lumbar height</p>              | <b>3278</b> | 1466                      | 1530  | 1574   | 1641                   | 1736     | 1771     | 1855                   | 2017     | 2092 | 2240 | 2441 | 2701 |
|  |   |             | <b>OVERALL DIMENSIONS</b> |   |  | <b>SEAT DIMENSIONS</b> |          |          | <b>BACK DIMENSIONS</b> |          |      |      |      |      |
|  |   |             | <b>W</b>                  | <b>D</b>  | <b>H</b>   | <b>W</b>               | <b>D</b> | <b>H</b> | <b>W</b>               | <b>H</b> |      |      |      |      |
|  |   |             | 21                        | 23.5  | 48   | 19                     | 16.5     | 24-34    | 18.5                   | 21       |      |      |      |      |
|  |   |             | <b>RTA 2</b>              |    |    |                        |          |          |                        |          |      |      |      |      |
|  <p><b>LB Operator</b> Armless Detailed/Styled Back<br/>COM Yardage: 1.50<br/>Freight Class: 150<br/>Product Weight (lbs.): 40<br/>Cubic Feet Per Carton: 9.25</p>             |  <p><b>ADJUSTMENTS</b><br/>(2) Pneumatic seat height<br/>(4) Seat/Back angle<br/>(6) Back Height<br/>Free floating seat and back</p>  | <b>3284</b> | 910                       | 975   | 1018   | 1085                   | 1183     | 1219     | 1300                   | 1464     | 1536 | 1685 | 1886 | 2143 |
|  |   |             | <b>OVERALL DIMENSIONS</b> |   |  | <b>SEAT DIMENSIONS</b> |          |          | <b>BACK DIMENSIONS</b> |          |      |      |      |      |
|  |   |             | <b>W</b>                  | <b>D</b>  | <b>H</b>   | <b>W</b>               | <b>D</b> | <b>H</b> | <b>W</b>               | <b>H</b> |      |      |      |      |
|  |   |             | 21                        | 22.5  | 39   | 20.5                   | 16.5     | 17-22    | 19                     | 21       |      |      |      |      |
|  |   |             | <b>RTA 2</b>              |  |  |                        |          |          |                        |          |      |      |      |      |
|  <p><b>LB Operator</b> w/Arms/Detailed/Styled Back<br/>COM Yardage: 1.50<br/>Freight Class: 150<br/>Product Weight (lbs.): 46<br/>Cubic Feet Per Carton: 9.25</p>             |  <p><b>ADJUSTMENTS</b><br/>(2) Pneumatic seat height<br/>(4) Seat/Back angle<br/>(6) Back Height<br/>Free floating seat and back</p> | <b>3285</b> | 1093                      | 1157  | 1199   | 1268                   | 1364     | 1399     | 1482                   | 1644     | 1720 | 1869 | 2073 | 2328 |
|  |   |             | <b>OVERALL DIMENSIONS</b> |   |  | <b>SEAT DIMENSIONS</b> |          |          | <b>BACK DIMENSIONS</b> |          |      |      |      |      |
|  |   |             | <b>W</b>                  | <b>D</b>  | <b>H</b>   | <b>W</b>               | <b>D</b> | <b>H</b> | <b>W</b>               | <b>H</b> |      |      |      |      |
|  |   |             | 26                        | 22.5  | 39   | 19                     | 16.5     | 17-22    | 18.5                   | 21       |      |      |      |      |
|  |   |             | <b>RTA 2</b>              |  |  |                        |          |          |                        |          |      |      |      |      |
|  <p><b>Height Adjustable Stool</b> w/Arms/Detailed/Styled Back<br/>COM Yardage: 1.50<br/>Freight Class: 150<br/>Product Weight (lbs.): 51<br/>Cubic Feet Per Carton: 9.25</p> |  <p><b>ADJUSTMENTS</b><br/>(2) Pneumatic seat height<br/>(4) Seat/Back angle<br/>(6) Back Height<br/>Free floating seat and back</p> | <b>3287</b> | 1737                      | 1802  | 1845   | 1915                   | 2011     | 2047     | 2127                   | 2291     | 2363 | 2512 | 2713 | 2972 |
|  |   |             | <b>OVERALL DIMENSIONS</b> |   |  | <b>SEAT DIMENSIONS</b> |          |          | <b>BACK DIMENSIONS</b> |          |      |      |      |      |
|  |   |             | <b>W</b>                  | <b>D</b>  | <b>H</b>   | <b>W</b>               | <b>D</b> | <b>H</b> | <b>W</b>               | <b>H</b> |      |      |      |      |
|  |   |             | 26                        | 22.5  | 48   | 19                     | 16.5     | 24-34    | 18.5                   | 21       |      |      |      |      |
|  |   |             | <b>RTA 2</b>              |  |  |                        |          |          |                        |          |      |      |      |      |

| DESCRIPTION  | FEATURES   | MODEL#      | STANDARD TEXTILE GRADES |      |       |                 |      |       |                 |      |      |      |      |      |
|--|--|-------------|-------------------------|------|-------|-----------------|------|-------|-----------------|------|------|------|------|------|
|  |  |             | 1                       | 2    | 3     | 4               | 5    | 6     | 7               | 8    | 9    | 10   | 11   | 12   |
|  <p><b>Height Adjustable Stool</b> w/Arms/Plain Back<br/>                     COM Yardage: 1.50<br/>                     Freight Class: 150<br/>                     Product Weight (lbs.): 51<br/>                     Cubic Feet Per Carton: 9.25</p> |  <p><b>ADJUSTMENTS</b><br/>                     (2) Pneumatic seat height<br/>                     (3) Back angle<br/>                     (4) Seat angle<br/>                     (6) Back/lumbar height</p> | <b>3288</b> | 1683                    | 1747 | 1793  | 1858            | 1953 | 1988  | 2073            | 2234 | 2309 | 2459 | 2663 | 2914 |
|  |  |             | OVERALL DIMENSIONS      |      |       | SEAT DIMENSIONS |      |       | BACK DIMENSIONS |      |      |      |      |      |
|  |  |             | W                       | D    | H     | W               | D    | H     | W               | H    |      |      |      |      |
|  |  |             | 26                      | 23.5 | 48    | 19              | 16.5 | 24-34 | 18.5            | 21   |      |      |      |      |
|  |  |             | RTA 2                   |      | FedEx |                 | ups  |       |                 |      |      |      |      |      |

GRANADA® DELUXE



model 1170-3




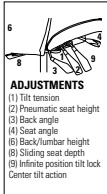

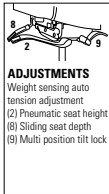
model 1171-3


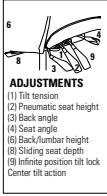




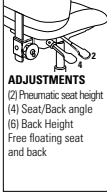




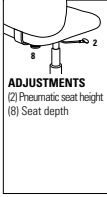




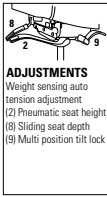

STANDARD FEATURES


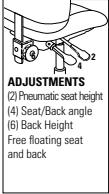




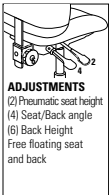
- Granada Deluxe offers dramatic seating comfort with a more contoured seat.
- Standard with height and width adjustable height T-arms with teardrop shaped urethane armcaps (3B).
- All models except the armchair and sidechair are standard with a five legged, injection molded reinforced nylon spider base with C65 casters.
- Base and frames are standard in Black (BK).
- Side activated sliding seat depth adjustment (MD) is standard on multi-tilters.
- Granada heavy duty models can be found under the Heavy Duty section.
- Upholstery options: fabric or vinyl only. When upholstered in vinyl, models may feature stitch detail across the seat and/or back cushions and additional wrinkling may occur around seat perimeter and outside back will be attached with decorative screws
- Check textile availability prior to specifying upholstery material.


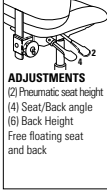



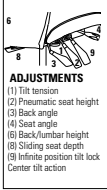



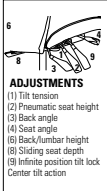


OPTIONAL FEATURES

- An optional abrasion resistant outer back fabric (polyester) is available. Resistant to impact damage. Available in Black only (BKB), add \$25.
- Available with back edge vinyl bumper guard option (VBG). Add \$28.
- Polished Aluminum base with black scuff tips. Specify "B2". Add \$177
- For hard surface flooring casters, specify C65R. Add \$78.
- For fully assembled in box, please specify SU. Add \$81
- Please refer to "Arms Selection" section of the price book for arm options.
- Please refer to "Cylinder Selection" section of the price book for additional cylinder options.

| DESCRIPTION  | FEATURES   | MODEL#                    | STANDARD TEXTILE GRADES |          |                        |           |          |                        |          |      |      |      |      |      |  |  |
|--|--|---------------------------|-------------------------|----------|------------------------|-----------|----------|------------------------|----------|------|------|------|------|------|--|--|
|  |  |                           | 1                       | 2        | 3                      | 4         | 5        | 6                      | 7        | 8    | 9    | 10   | 11   | 12   |  |  |
|  <p><b>HB Multi - Tilter</b><br/>COM Yardage: 2<br/>Freight Class: 125<br/>Product Weight (lbs.): 65<br/>Cubic Feet Per Carton: 9.25</p>                    |  <p><b>ADJUSTMENTS</b><br/>(1) Tilt tension<br/>(2) Pneumatic seat height<br/>(3) Back angle<br/>(4) Seat angle<br/>(5) Back/lumbar height<br/>(6) Sliding seat depth<br/>(8) Infinite position tilt lock<br/>Center tilt action</p> | <b>1170-3</b>             | 1291                    | 1364     | 1416                   | 1498      | 1613     | 1652                   | 1751     | 1945 | 2035 | 2214 | 2454 | 2752 |  |  |
|  |  | <b>OVERALL DIMENSIONS</b> |                         |          | <b>SEAT DIMENSIONS</b> |           |          | <b>BACK DIMENSIONS</b> |          |      |      |      |      |      |  |  |
|  |  | <b>W</b>                  | <b>D</b>                | <b>H</b> | <b>W</b>               | <b>D</b>  | <b>H</b> | <b>W</b>               | <b>H</b> |      |      |      |      |      |  |  |
|  | 26   | 23.5                      | 45                      | 21       | 18-20.5                | 16-20     | 20       | 23-28.25               |          |      |      |      |      |      |  |  |
|  | <b>RTA 2</b>   |                           | <b>FedEx</b>            |          | <b>UPS</b>             |           |          |                        |          |      |      |      |      |      |  |  |
|  <p><b>HB Weight Sensing Synchro - Tilter</b><br/>COM Yardage: 2<br/>Freight Class: 125<br/>Product Weight (lbs.): 61<br/>Cubic Feet Per Carton: 9.25</p> |  <p><b>ADJUSTMENTS</b><br/>Weight sensing auto tension adjustment<br/>(2) Pneumatic seat height<br/>(6) Sliding seat depth<br/>(9) Multi position tilt lock</p>   | <b>1170-8</b>             | 1291                    | 1362     | 1415                   | 1498      | 1612     | 1651                   | 1750     | 1945 | 2034 | 2213 | 2453 | 2752 |  |  |
|  |  | <b>OVERALL DIMENSIONS</b> |                         |          | <b>SEAT DIMENSIONS</b> |           |          | <b>BACK DIMENSIONS</b> |          |      |      |      |      |      |  |  |
|  |  | <b>W</b>                  | <b>D</b>                | <b>H</b> | <b>W</b>               | <b>D</b>  | <b>H</b> | <b>W</b>               | <b>H</b> |      |      |      |      |      |  |  |
|  | 26   | 23.5                      | 44                      | 21       | 18-20.5                | 16.5-20.5 | 20       | 23-28.2                |          |      |      |      |      |      |  |  |
|  | <b>RTA 2</b>   |                           |                         |          |                        |           |          |                        |          |      |      |      |      |      |  |  |

| DESCRIPTION  | FEATURES  | MODEL#  | STANDARD TEXTILE GRADES  |               |                           |                        |          |                        |                        |           |                        |          |      |      |      |      |
|--|---|---|--|---------------|---------------------------|------------------------|----------|------------------------|------------------------|-----------|------------------------|----------|------|------|------|------|
|  |   |   | 1  | 2             | 3                         | 4                      | 5        | 6                      | 7                      | 8         | 9                      | 10       | 11   | 12   |      |      |
|  <p><b>MB Multi - Tilter</b><br/>COM Yardage: 1.75<br/>Freight Class: 125<br/>Product Weight (lbs.): 61<br/>Cubic Feet Per Carton: 9.25</p> |  <p><b>ADJUSTMENTS</b><br/>(1) Tilt tension<br/>(2) Pneumatic seat height<br/>(3) Back angle<br/>(4) Seat angle<br/>(5) Back/lumbar height<br/>(6) Sliding seat depth<br/>(8) Infinite position tilt lock<br/>Center tilt action</p> | <b>1171-3</b>   | 1159   | 1224          | 1269                      | 1337                   | 1437     | 1471                   | 1556                   | 1721      | 1799                   | 1952     | 2160 | 2415 |      |      |
|  |   |   | <b>OVERALL DIMENSIONS</b>  |               |                           | <b>SEAT DIMENSIONS</b> |          |                        | <b>BACK DIMENSIONS</b> |           |                        |          |      |      |      |      |
|  |   |   | <b>W</b>   | <b>D</b>      | <b>H</b>                  | <b>W</b>               | <b>D</b> | <b>H</b>               | <b>W</b>               | <b>H</b>  |                        |          |      |      |      |      |
|  |   |   | 26   | 23.5          | 42                        | 21                     | 18-20.5  | 16-20                  | 20                     | 23-28.25  |                        |          |      |      |      |      |
| <p>Ergonomic Features:<br/>A, B, C, D, E, F, G, H, M, N, Q, S, U</p>   |      |   |  |               |                           |                        |          |                        |                        |           |                        |          |      |      |      |      |
|  |   |  <p><b>MB Operator</b><br/>COM Yardage: 1.75<br/>Freight Class: 150<br/>Product Weight (lbs.): 54<br/>Cubic Feet Per Carton: 9.25</p>                          |  <p><b>ADJUSTMENTS</b><br/>(2) Pneumatic seat height<br/>(4) Seat/Back angle<br/>(6) Back Height<br/>Free floating seat and back</p>                              | <b>1171-5</b> | 1118                      | 1183                   | 1228     | 1296                   | 1396                   | 1430      | 1515                   | 1680     | 1757 | 1911 | 2119 | 2374 |
|  |   |   |  |               | <b>OVERALL DIMENSIONS</b> |                        |          | <b>SEAT DIMENSIONS</b> |                        |           | <b>BACK DIMENSIONS</b> |          |      |      |      |      |
|  |   |   |  |               | <b>W</b>                  | <b>D</b>               | <b>H</b> | <b>W</b>               | <b>D</b>               | <b>H</b>  | <b>W</b>               | <b>H</b> |      |      |      |      |
| 26   | 23.5  |   |  |               | 39                        | 21                     | 18       | 16.5-20.5              | 20                     | 19-24.25  |                        |          |      |      |      |      |
| <p>Ergonomic Features:<br/>C, D, F, G, H, M, N, Q, S, U</p>  |      |   |  |               |                           |                        |          |                        |                        |           |                        |          |      |      |      |      |
|  |   |  <p><b>MB Task</b><br/>COM Yardage: 1.75<br/>Freight Class: 150<br/>Product Weight (lbs.): 49<br/>Cubic Feet Per Carton: 9.25</p>                             |  <p><b>ADJUSTMENTS</b><br/>(2) Pneumatic seat height<br/>(8) Seat depth</p>  | <b>1171-6</b> | 943                       | 1007                   | 1053     | 1121                   | 1221                   | 1255      | 1340                   | 1506     | 1582 | 1736 | 1944 | 2199 |
|  |   |   |  |               | <b>OVERALL DIMENSIONS</b> |                        |          | <b>SEAT DIMENSIONS</b> |                        |           | <b>BACK DIMENSIONS</b> |          |      |      |      |      |
|  |   |   |  |               | <b>W</b>                  | <b>D</b>               | <b>H</b> | <b>W</b>               | <b>D</b>               | <b>H</b>  | <b>W</b>               | <b>H</b> |      |      |      |      |
| 26   | 23.5  |   |  |               | 38                        | 21                     | 17-18    | 16-21                  | 20                     | 19        |                        |          |      |      |      |      |
| <p>Ergonomic Features:<br/>C, E, H, M, N, U, Q</p>   |      |   |  |               |                           |                        |          |                        |                        |           |                        |          |      |      |      |      |
|  |   |  <p><b>MB Weight Sensing Synchro - Tilter</b><br/>COM Yardage: 1.75<br/>Freight Class: 125<br/>Product Weight (lbs.): 61<br/>Cubic Feet Per Carton: 9.25</p> |  <p><b>ADJUSTMENTS</b><br/>Weight sensing auto tension adjustment<br/>(2) Pneumatic seat height<br/>(8) Sliding seat depth<br/>(9) Multi position tilt lock</p> | <b>1171-8</b> | 1159                      | 1221                   | 1267     | 1334                   | 1436                   | 1470      | 1554                   | 1719     | 1798 | 1950 | 2155 | 2413 |
|  |   |   |  |               | <b>OVERALL DIMENSIONS</b> |                        |          | <b>SEAT DIMENSIONS</b> |                        |           | <b>BACK DIMENSIONS</b> |          |      |      |      |      |
|  |   |   |  |               | <b>W</b>                  | <b>D</b>               | <b>H</b> | <b>W</b>               | <b>D</b>               | <b>H</b>  | <b>W</b>               | <b>H</b> |      |      |      |      |
| 26   | 23.5  |   |  |               | 41                        | 21                     | 18-20.5  | 16.25-20.25            | 20                     | 20 - 25.2 |                        |          |      |      |      |      |
| <p>Ergonomic Features:<br/>A, B, C, D, E, H, L, M, N, Q</p>  |    |   |  |               |                           |                        |          |                        |                        |           |                        |          |      |      |      |      |

| DESCRIPTION   | FEATURES  | MODEL#   | STANDARD TEXTILE GRADES   |       |                    |                    |          |                 |                 |      |                 |                 |      |             |               |      |      |      |      |      |      |      |      |      |      |      |       |           |
|---|---|--|---|-------|--------------------|--------------------|----------|-----------------|-----------------|------|-----------------|-----------------|------|-------------|---------------|------|------|------|------|------|------|------|------|------|------|------|-------|-----------|
|   |   |  | 1   | 2     | 3                  | 4                  | 5        | 6               | 7               | 8    | 9               | 10              | 11   | 12          |               |      |      |      |      |      |      |      |      |      |      |      |       |           |
|  <p><b>MB Operator</b> Armless<br/>COM Yardage: 1.75<br/>Freight Class: 150<br/>Product Weight (lbs.): 49<br/>Cubic Feet Per Carton: 9.25</p>                        |  <p><b>ADJUSTMENTS</b><br/>(2) Pneumatic seat height<br/>(4) Seat/Back angle<br/>(6) Back Height<br/>Free-floating seat and back</p>   | <p>Ergonomic Features:<br/>C, D, E, F, G, M, N, Q, S, U</p>  | <table border="1"> <tr> <td><b>1172-5</b></td> <td>924</td> <td>984</td> <td>1032</td> <td>1101</td> <td>1198</td> <td>1230</td> <td>1320</td> <td>1482</td> <td>1562</td> <td>1713</td> <td>1918</td> <td>2180</td> </tr> </table>   |       |                    |                    |          |                 |                 |      |                 |                 |      |             | <b>1172-5</b> | 924  | 984  | 1032 | 1101 | 1198 | 1230 | 1320 | 1482 | 1562 | 1713 | 1918 | 2180  |           |
|   |   |  | <b>1172-5</b>   | 924   | 984                | 1032               | 1101     | 1198            | 1230            | 1320 | 1482            | 1562            | 1713 | 1918        | 2180          |      |      |      |      |      |      |      |      |      |      |      |       |           |
|   |   |  | <table border="1"> <thead> <tr> <th colspan="3">OVERALL DIMENSIONS</th> <th colspan="3">SEAT DIMENSIONS</th> <th colspan="3">BACK DIMENSIONS</th> </tr> <tr> <th>W</th> <th>D</th> <th>H</th> <th>W</th> <th>D</th> <th>H</th> <th>W</th> <th>H</th> </tr> </thead> <tbody> <tr> <td>21</td> <td>23.5</td> <td>39</td> <td>21</td> <td>18</td> <td>16.5-20.5</td> <td>20</td> <td>19-24.25</td> </tr> </tbody> </table> |       |                    | OVERALL DIMENSIONS |          |                 | SEAT DIMENSIONS |      |                 | BACK DIMENSIONS |      |             | W             | D    | H    | W    | D    | H    | W    | H    | 21   | 23.5 | 39   | 21   | 18    | 16.5-20.5 |
| OVERALL DIMENSIONS  |   |  | SEAT DIMENSIONS   |       |                    | BACK DIMENSIONS    |          |                 |                 |      |                 |                 |      |             |               |      |      |      |      |      |      |      |      |      |      |      |       |           |
| W   | D   | H  | W   | D     | H                  | W                  | H        |                 |                 |      |                 |                 |      |             |               |      |      |      |      |      |      |      |      |      |      |      |       |           |
| 21  | 23.5  | 39   | 21  | 18    | 16.5-20.5          | 20                 | 19-24.25 |                 |                 |      |                 |                 |      |             |               |      |      |      |      |      |      |      |      |      |      |      |       |           |
|  <p><b>MB Task</b> Armless<br/>COM Yardage: 1.75<br/>Freight Class: 150<br/>Product Weight (lbs.): 21.<br/>Cubic Feet Per Carton: 9.25</p>                           |  <p><b>ADJUSTMENTS</b><br/>(2) Pneumatic seat height<br/>(8) Seat depth</p>  | <p>Ergonomic Features:<br/>C, E, H, M, N, U, Q</p>   | <table border="1"> <tr> <td><b>1172-6</b></td> <td>751</td> <td>813</td> <td>859</td> <td>928</td> <td>1025</td> <td>1061</td> <td>1147</td> <td>1311</td> <td>1389</td> <td>1542</td> <td>1746</td> <td>2005</td> </tr> </table>   |       |                    |                    |          |                 |                 |      |                 |                 |      |             | <b>1172-6</b> | 751  | 813  | 859  | 928  | 1025 | 1061 | 1147 | 1311 | 1389 | 1542 | 1746 | 2005  |           |
|   |   |  | <b>1172-6</b>   | 751   | 813                | 859                | 928      | 1025            | 1061            | 1147 | 1311            | 1389            | 1542 | 1746        | 2005          |      |      |      |      |      |      |      |      |      |      |      |       |           |
|   |   |  | <table border="1"> <thead> <tr> <th colspan="3">OVERALL DIMENSIONS</th> <th colspan="3">SEAT DIMENSIONS</th> <th colspan="3">BACK DIMENSIONS</th> </tr> <tr> <th>W</th> <th>D</th> <th>H</th> <th>W</th> <th>D</th> <th>H</th> <th>W</th> <th>H</th> </tr> </thead> <tbody> <tr> <td>21</td> <td>23.5</td> <td>38</td> <td>21</td> <td>17-18</td> <td>16-21</td> <td>20</td> <td>19</td> </tr> </tbody> </table>        |       |                    | OVERALL DIMENSIONS |          |                 | SEAT DIMENSIONS |      |                 | BACK DIMENSIONS |      |             | W             | D    | H    | W    | D    | H    | W    | H    | 21   | 23.5 | 38   | 21   | 17-18 | 16-21     |
| OVERALL DIMENSIONS  |   |  | SEAT DIMENSIONS   |       |                    | BACK DIMENSIONS    |          |                 |                 |      |                 |                 |      |             |               |      |      |      |      |      |      |      |      |      |      |      |       |           |
| W   | D   | H  | W   | D     | H                  | W                  | H        |                 |                 |      |                 |                 |      |             |               |      |      |      |      |      |      |      |      |      |      |      |       |           |
| 21  | 23.5  | 38   | 21  | 17-18 | 16-21              | 20                 | 19       |                 |                 |      |                 |                 |      |             |               |      |      |      |      |      |      |      |      |      |      |      |       |           |
|  <p><b>Armchair</b><br/>COM Yardage: 1.75<br/>Freight Class: 150<br/>Product Weight (lbs.): 40<br/>Cubic Feet Per Carton: 10</p>                                    | <p>Ergonomic Features:<br/>M, N</p>   | <table border="1"> <tr> <td><b>1175</b></td> <td>895</td> <td>957</td> <td>1003</td> <td>1070</td> <td>1169</td> <td>1204</td> <td>1291</td> <td>1456</td> <td>1532</td> <td>1686</td> <td>1890</td> <td>2149</td> </tr> </table>  |   |       |                    |                    |          |                 |                 |      |                 |                 |      | <b>1175</b> | 895           | 957  | 1003 | 1070 | 1169 | 1204 | 1291 | 1456 | 1532 | 1686 | 1890 | 2149 |       |           |
|   |   | <b>1175</b>  | 895   | 957   | 1003               | 1070               | 1169     | 1204            | 1291            | 1456 | 1532            | 1686            | 1890 | 2149        |               |      |      |      |      |      |      |      |      |      |      |      |       |           |
|   |   | <table border="1"> <thead> <tr> <th colspan="3">OVERALL DIMENSIONS</th> <th colspan="3">SEAT DIMENSIONS</th> <th colspan="3">BACK DIMENSIONS</th> </tr> <tr> <th>W</th> <th>D</th> <th>H</th> <th>W</th> <th>D</th> <th>H</th> <th>W</th> <th>H</th> </tr> </thead> <tbody> <tr> <td>24.5</td> <td>24</td> <td>38</td> <td>21</td> <td>18</td> <td>18</td> <td>20</td> <td>20.5</td> </tr> </tbody> </table> |   |       | OVERALL DIMENSIONS |                    |          | SEAT DIMENSIONS |                 |      | BACK DIMENSIONS |                 |      | W           | D             | H    | W    | D    | H    | W    | H    | 24.5 | 24   | 38   | 21   | 18   | 18    | 20        |
| OVERALL DIMENSIONS  |   |  | SEAT DIMENSIONS   |       |                    | BACK DIMENSIONS    |          |                 |                 |      |                 |                 |      |             |               |      |      |      |      |      |      |      |      |      |      |      |       |           |
| W   | D   | H  | W   | D     | H                  | W                  | H        |                 |                 |      |                 |                 |      |             |               |      |      |      |      |      |      |      |      |      |      |      |       |           |
| 24.5  | 24  | 38   | 21  | 18    | 18                 | 20                 | 20.5     |                 |                 |      |                 |                 |      |             |               |      |      |      |      |      |      |      |      |      |      |      |       |           |
|  <p><b>Height Adjustable Stool Operator</b> Armless<br/>COM Yardage: 1.75<br/>Freight Class: 150<br/>Product Weight (lbs.): 52<br/>Cubic Feet Per Carton: 9.25</p> |  <p><b>ADJUSTMENTS</b><br/>(2) Pneumatic seat height<br/>(4) Seat/Back angle<br/>(6) Back Height<br/>Free-floating seat and back</p> | <p>Ergonomic Features:<br/>C, D, F, G, H, M, N, S, U</p>   | <table border="1"> <tr> <td><b>1177-5</b></td> <td>1162</td> <td>1222</td> <td>1268</td> <td>1337</td> <td>1437</td> <td>1472</td> <td>1557</td> <td>1722</td> <td>1800</td> <td>1951</td> <td>2157</td> <td>2416</td> </tr> </table>   |       |                    |                    |          |                 |                 |      |                 |                 |      |             | <b>1177-5</b> | 1162 | 1222 | 1268 | 1337 | 1437 | 1472 | 1557 | 1722 | 1800 | 1951 | 2157 | 2416  |           |
|   |   |  | <b>1177-5</b>   | 1162  | 1222               | 1268               | 1337     | 1437            | 1472            | 1557 | 1722            | 1800            | 1951 | 2157        | 2416          |      |      |      |      |      |      |      |      |      |      |      |       |           |
|   |   |  | <table border="1"> <thead> <tr> <th colspan="3">OVERALL DIMENSIONS</th> <th colspan="3">SEAT DIMENSIONS</th> <th colspan="3">BACK DIMENSIONS</th> </tr> <tr> <th>W</th> <th>D</th> <th>H</th> <th>W</th> <th>D</th> <th>H</th> <th>W</th> <th>H</th> </tr> </thead> <tbody> <tr> <td>21</td> <td>23.5</td> <td>48</td> <td>20</td> <td>18</td> <td>23.5-33.5</td> <td>20</td> <td>19-24.25</td> </tr> </tbody> </table> |       |                    | OVERALL DIMENSIONS |          |                 | SEAT DIMENSIONS |      |                 | BACK DIMENSIONS |      |             | W             | D    | H    | W    | D    | H    | W    | H    | 21   | 23.5 | 48   | 20   | 18    | 23.5-33.5 |
| OVERALL DIMENSIONS  |   |  | SEAT DIMENSIONS   |       |                    | BACK DIMENSIONS    |          |                 |                 |      |                 |                 |      |             |               |      |      |      |      |      |      |      |      |      |      |      |       |           |
| W   | D   | H  | W   | D     | H                  | W                  | H        |                 |                 |      |                 |                 |      |             |               |      |      |      |      |      |      |      |      |      |      |      |       |           |
| 21  | 23.5  | 48   | 20  | 18    | 23.5-33.5          | 20                 | 19-24.25 |                 |                 |      |                 |                 |      |             |               |      |      |      |      |      |      |      |      |      |      |      |       |           |

| DESCRIPTION   | FEATURES   | MODEL#                    | STANDARD TEXTILE GRADES   |   |                        |          |           |                        |          |      |      |      |      |      |  |  |
|---|--|---------------------------|---|---|------------------------|----------|-----------|------------------------|----------|------|------|------|------|------|--|--|
|   |  |                           | 1   | 2   | 3                      | 4        | 5         | 6                      | 7        | 8    | 9    | 10   | 11   | 12   |  |  |
|  <p><b>Height Adjustable Stool Operator w/Arm</b><br/>COM Yardage: 1.75<br/>Freight Class: 125<br/>Product Weight (lbs.): 57<br/>Cubic Feet Per Carton: 9.25</p> |  <p><b>ADJUSTMENTS</b><br/>(2) Pneumatic seat height<br/>(4) Seat/Back angle<br/>(6) Back Height<br/>Free floating seat and back</p>  | <b>1178-5</b>             | 1356  | 1416  | 1466                   | 1533     | 1631      | 1666                   | 1750     | 1916 | 1993 | 2147 | 2352 | 2610 |  |  |
|   |  | <b>OVERALL DIMENSIONS</b> |   |   | <b>SEAT DIMENSIONS</b> |          |           | <b>BACK DIMENSIONS</b> |          |      |      |      |      |      |  |  |
|   |  | <b>W</b>                  | <b>D</b>  | <b>H</b>  | <b>W</b>               | <b>D</b> | <b>H</b>  | <b>W</b>               | <b>H</b> |      |      |      |      |      |  |  |
|   |  | 26                        | 23.5  | 48  | 21                     | 18       | 23.5-33.5 | 20                     | 19-24.25 |      |      |      |      |      |  |  |
| Ergonomic Features:<br>C, D, F, G, H, M, N, S, U  |  | <b>RTA 2</b>              |    |    |                        |          |           |                        |          |      |      |      |      |      |  |  |
|  <p><b>HB Multi - Tilter</b><br/>COM Yardage: 2<br/>Freight Class: 125<br/>Product Weight (lbs.): 65<br/>Cubic Feet Per Carton: 9.25</p>                         |  <p><b>ADJUSTMENTS</b><br/>(1) Tilt tension<br/>(2) Pneumatic seat height<br/>(3) Back angle<br/>(4) Seat angle<br/>(6) Back/lumbar height<br/>(8) Sliding seat depth<br/>(9) Infinite position tilt lock<br/>Center tilt action</p>  | <b>1190-3</b>             | 1592  | 1673  | 1735                   | 1828     | 1959      | 2007                   | 2122     | 2337 | 2442 | 2646 | 2920 | 3263 |  |  |
|   |  | <b>OVERALL DIMENSIONS</b> |   |   | <b>SEAT DIMENSIONS</b> |          |           | <b>BACK DIMENSIONS</b> |          |      |      |      |      |      |  |  |
|   |  | <b>W</b>                  | <b>D</b>  | <b>H</b>  | <b>W</b>               | <b>D</b> | <b>H</b>  | <b>W</b>               | <b>H</b> |      |      |      |      |      |  |  |
|   |  | 26                        | 23.5  | 45  | 21                     | 18-20.5  | 16-20     | 20                     | 23-28.25 |      |      |      |      |      |  |  |
| Ergonomic Features:<br>A, B, C, D, E, F, G, H, M, N, Q, S, U  |  | <b>RTA 2</b>              |    |    |                        |          |           |                        |          |      |      |      |      |      |  |  |
|  <p><b>MB Multi - Tilter</b><br/>COM Yardage: 1.75<br/>Freight Class: 125<br/>Product Weight (lbs.): 61<br/>Cubic Feet Per Carton: 9.25</p>                     |  <p><b>ADJUSTMENTS</b><br/>(1) Tilt tension<br/>(2) Pneumatic seat height<br/>(3) Back angle<br/>(4) Seat angle<br/>(6) Back/lumbar height<br/>(8) Sliding seat depth<br/>(9) Infinite position tilt lock<br/>Center tilt action</p> | <b>1191-3</b>             | 1446  | 1519  | 1576                   | 1654     | 1770      | 1809                   | 1912     | 2100 | 2193 | 2369 | 2610 | 2909 |  |  |
|   |  | <b>OVERALL DIMENSIONS</b> |   |   | <b>SEAT DIMENSIONS</b> |          |           | <b>BACK DIMENSIONS</b> |          |      |      |      |      |      |  |  |
|   |  | <b>W</b>                  | <b>D</b>  | <b>H</b>  | <b>W</b>               | <b>D</b> | <b>H</b>  | <b>W</b>               | <b>H</b> |      |      |      |      |      |  |  |
|   |  | 26                        | 23.5  | 42  | 21                     | 18-20.5  | 16-20     | 20                     | 23-28.25 |      |      |      |      |      |  |  |
| Ergonomic Features:<br>A, B, C, D, E, F, G, H, M, N, Q, S, U  |  | <b>RTA 2</b>              |  |  |                        |          |           |                        |          |      |      |      |      |      |  |  |

GRAPHIC™



model 2739



model 2738MB



**Optional Base**  
An optional five-legged, arched steel base in Tungsten finish is available. Specify (TTU). Add \$95.


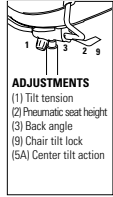

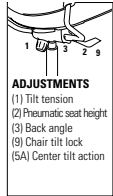

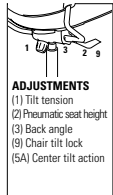

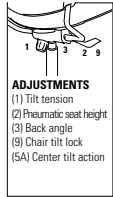
STANDARD FEATURES


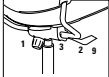




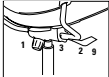




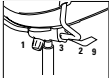




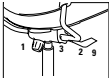



- European detailing and a clean slim profile.
- Features a generous compound curved back and seat.
- Three distinctive back styles: upholstered back, perforated Black nylon back and breathable Black mesh back.
- Posture back chairs with arms are standard with height adjustable, forward swept arms and sliding armcaps (G4).
- Vari-Width (WA) width adjustable arm extensions are standard when chair is ordered with adjustable arms. Allows the arms to move away from the seat by 2" on each side to allow space if desired for broader hip widths.
- Check textile availability prior to specifying upholstery material.


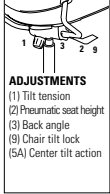



- Posture mechanism offers exceptional back support, two position tilt lock adjustment and tilt tension control.
- Five prong, injection molded, fiberglass reinforced nylon Black spider base with dual wheel carpet casters (C1).

OPTIONAL FEATURES

- For hard surface flooring please specify C9R. Add \$78.
- A steel base with Tungsten finish is available. Specify (TTU). Add \$95.
- Please refer to "Arms and Casters" section of the price book for arm and caster options.
- For fully assembled in box, specify SU. Add \$81

| DESCRIPTION  | FEATURES  | MODEL#               | STANDARD TEXTILE GRADES          |     |     |                               |      |           |                               |      |      |      |      |      |
|--|---|----------------------|----------------------------------|-----|-----|-------------------------------|------|-----------|-------------------------------|------|------|------|------|------|
|  |   |                      | 1                                | 2   | 3   | 4                             | 5    | 6         | 7                             | 8    | 9    | 10   | 11   | 12   |
|  <p><b>Medium Posture Nylon Back</b> Armless<br/>COM Yardage: 1<br/>Freight Class: 250<br/>Product Weight (lbs.): 34<br/>Cubic Feet Per Carton: 9.75</p>                    |  <p><b>ADJUSTMENTS</b><br/>(1) Tilt tension<br/>(2) Pneumatic seat height<br/>(3) Back angle<br/>(9) Chair tilt lock<br/>(5A) Center tilt action</p>   | <p><b>2736</b></p>   | 776                              | 819 | 849 | 890                           | 955  | 976       | 1031                          | 1136 | 1186 | 1284 | 1412 | 1577 |
|  |   |                      | <p><b>OVERALL DIMENSIONS</b></p> |     |     | <p><b>SEAT DIMENSIONS</b></p> |      |           | <p><b>BACK DIMENSIONS</b></p> |      |      |      |      |      |
|  |   |                      | W                                | D   | H   | W                             | D    | H         | W                             |      | H    |      |      |      |
|  |   |                      | 20                               | 24  | 36  | 20                            | 19   | 16.5-20.5 | 19                            |      | 19   |      |      |      |
| <p>Ergonomic Features:<br/>A, C, G, M, N</p>   |   |                      | <p>RTA 1      FedEx      ups</p> |     |     |                               |      |           |                               |      |      |      |      |      |
|  <p><b>Medium Posture Mesh Back</b> Armless<br/>COM Yardage: 1<br/>Freight Class: 250<br/>Product Weight (lbs.): 34<br/>Cubic Feet Per Carton: 9.75</p>                    |  <p><b>ADJUSTMENTS</b><br/>(1) Tilt tension<br/>(2) Pneumatic seat height<br/>(3) Back angle<br/>(9) Chair tilt lock<br/>(5A) Center tilt action</p>  | <p><b>2736MB</b></p> | 860                              | 906 | 933 | 977                           | 1041 | 1064      | 1116                          | 1221 | 1270 | 1368 | 1497 | 1662 |
|  |   |                      | <p><b>OVERALL DIMENSIONS</b></p> |     |     | <p><b>SEAT DIMENSIONS</b></p> |      |           | <p><b>BACK DIMENSIONS</b></p> |      |      |      |      |      |
|  |   |                      | W                                | D   | H   | W                             | D    | H         | W                             |      | H    |      |      |      |
|  |   |                      | 20                               | 24  | 36  | 20                            | 19   | 16.5-20.5 | 19                            |      | 19   |      |      |      |
| <p>Ergonomic Features:<br/>A, C, G, M, N</p>   |   |                      | <p>RTA 1      FedEx      ups</p> |     |     |                               |      |           |                               |      |      |      |      |      |
|  <p><b>Medium Posture Back - Fully Upholstered</b> Armless<br/>COM Yardage: 1.25<br/>Freight Class: 250<br/>Product Weight (lbs.): 34<br/>Cubic Feet Per Carton: 9.75</p> |  <p><b>ADJUSTMENTS</b><br/>(1) Tilt tension<br/>(2) Pneumatic seat height<br/>(3) Back angle<br/>(9) Chair tilt lock<br/>(5A) Center tilt action</p> | <p><b>2737</b></p>   | 860                              | 910 | 948 | 1001                          | 1080 | 1108      | 1174                          | 1306 | 1369 | 1487 | 1654 | 1856 |
|  |   |                      | <p><b>OVERALL DIMENSIONS</b></p> |     |     | <p><b>SEAT DIMENSIONS</b></p> |      |           | <p><b>BACK DIMENSIONS</b></p> |      |      |      |      |      |
|  |   |                      | W                                | D   | H   | W                             | D    | H         | W                             |      | H    |      |      |      |
|  |   |                      | 20                               | 24  | 36  | 20                            | 19   | 16.5-20.5 | 19                            |      | 19   |      |      |      |
| <p>Ergonomic Features:<br/>A, C, G, M, N</p>   |   |                      | <p>RTA 1      FedEx      ups</p> |     |     |                               |      |           |                               |      |      |      |      |      |
|  <p><b>Medium Posture Nylon Back</b> w/Arms<br/>COM Yardage: 1<br/>Freight Class: 150<br/>Product Weight (lbs.): 45<br/>Cubic Feet Per Carton: 9.75</p>                   |  <p><b>ADJUSTMENTS</b><br/>(1) Tilt tension<br/>(2) Pneumatic seat height<br/>(3) Back angle<br/>(9) Chair tilt lock<br/>(5A) Center tilt action</p> | <p><b>2738</b></p>   | 860                              | 903 | 931 | 974                           | 1038 | 1058      | 1115                          | 1220 | 1269 | 1366 | 1496 | 1661 |
|  |   |                      | <p><b>OVERALL DIMENSIONS</b></p> |     |     | <p><b>SEAT DIMENSIONS</b></p> |      |           | <p><b>BACK DIMENSIONS</b></p> |      |      |      |      |      |
|  |   |                      | W                                | D   | H   | W                             | D    | H         | W                             |      | H    |      |      |      |
|  |   |                      | 25                               | 24  | 36  | 20                            | 19   | 16.5-20.5 | 19                            |      | 19   |      |      |      |
| <p>Ergonomic Features:<br/>A, C, G, H, M, N, Q</p>   |   |                      | <p>RTA 1      FedEx      ups</p> |     |     |                               |      |           |                               |      |      |      |      |      |

| DESCRIPTION   | FEATURES  | MODEL#  | STANDARD TEXTILE GRADES  |   |               |                           |          |           |                        |          |          |                        |          |        |        |        |        |
|---|---|---|--|---|---------------|---------------------------|----------|-----------|------------------------|----------|----------|------------------------|----------|--------|--------|--------|--------|
|   |   |   | 1  | 2   | 3             | 4                         | 5        | 6         | 7                      | 8        | 9        | 10                     | 11       | 12     |        |        |        |
|  <p><b>Medium Posture Mesh Back w/Arms</b><br/>COM Yardage: 1<br/>Freight Class: 150<br/>Product Weight (lbs.):45<br/>Cubic Feet Per Carton: 9.75</p> |  <p><b>ADJUSTMENTS</b><br/>(1) Tilt tension<br/>(2) Pneumatic seat height<br/>(3) Back angle<br/>(9) Chair tilt lock<br/>(5A) Center tilt action</p> | <b>2738MB</b>   | 949  | 995   | 1022          | 1066                      | 1128     | 1153      | 1204                   | 1309     | 1360     | 1457                   | 1586     | 1750   |        |        |        |
|   |   |   | <b>OVERALL DIMENSIONS</b>  |   |               | <b>SEAT DIMENSIONS</b>    |          |           | <b>BACK DIMENSIONS</b> |          |          |                        |          |        |        |        |        |
|   |   |   | <b>W</b>   | <b>D</b>  | <b>H</b>      | <b>W</b>                  | <b>D</b> | <b>H</b>  | <b>W</b>               | <b>H</b> |          |                        |          |        |        |        |        |
|   |   |   | 25   | 24  | 36            | 20                        | 19       | 16.5-20.5 | 19                     | 19       |          |                        |          |        |        |        |        |
| <p>Medium Posture Mesh Back w/Arms<br/>COM Yardage: 1<br/>Freight Class: 150<br/>Product Weight (lbs.):45<br/>Cubic Feet Per Carton: 9.75</p>   | <p>Ergonomic Features:<br/>A, C, G, H, M, N, Q</p>  |          |  |   |               |                           |          |           |                        |          |          |                        |          |        |        |        |        |
|   |   |   |  <p><b>Medium Posture Back - Fully Upholstered w/Arms</b><br/>COM Yardage: 1.25<br/>Freight Class: 150<br/>Product Weight (lbs.):45<br/>Cubic Feet Per Carton: 9.75</p> |  <p><b>ADJUSTMENTS</b><br/>(1) Tilt tension<br/>(2) Pneumatic seat height<br/>(3) Back angle<br/>(9) Chair tilt lock<br/>(5A) Center tilt action</p>   | <b>2739</b>   | 949                       | 999      | 1037      | 1090                   | 1169     | 1197     | 1263                   | 1395     | 1458   | 1576   | 1743   | 1945   |
|   |   |   |  |   |               | <b>OVERALL DIMENSIONS</b> |          |           | <b>SEAT DIMENSIONS</b> |          |          | <b>BACK DIMENSIONS</b> |          |        |        |        |        |
|   |   |   |  |   |               | <b>W</b>                  | <b>D</b> | <b>H</b>  | <b>W</b>               | <b>D</b> | <b>H</b> | <b>W</b>               | <b>H</b> |        |        |        |        |
| 25  | 24  | 36  |  |   |               | 20                        | 19       | 16.5-20.5 | 19                     | 19       |          |                        |          |        |        |        |        |
| <p>Medium Posture Back - Fully Upholstered w/Arms<br/>COM Yardage: 1.25<br/>Freight Class: 150<br/>Product Weight (lbs.):45<br/>Cubic Feet Per Carton: 9.75</p>   | <p>Ergonomic Features:<br/>A, C, G, H, M, N, Q</p>  |          |  |   |               |                           |          |           |                        |          |          |                        |          |        |        |        |        |
|   |   |   |  <p><b>Medium Posture Stool Nylon Back w/Arms</b><br/>COM Yardage: 1<br/>Freight Class: 150<br/>Product Weight (lbs.): 50<br/>Cubic Feet Per Carton: 9.75</p>          |  <p><b>ADJUSTMENTS</b><br/>(1) Tilt tension<br/>(2) Pneumatic seat height<br/>(3) Back angle<br/>(9) Chair tilt lock<br/>(5A) Center tilt action</p>   | <b>2748</b>   | \$1085                    | \$1128   | \$1159    | \$1206                 | \$1270   | \$1294   | \$1353                 | \$1460   | \$1513 | \$1616 | \$1752 | \$1922 |
|   |   |   |  |   |               | <b>OVERALL DIMENSIONS</b> |          |           | <b>SEAT DIMENSIONS</b> |          |          | <b>BACK DIMENSIONS</b> |          |        |        |        |        |
|   |   |   |  |   |               | <b>W</b>                  | <b>D</b> | <b>H</b>  | <b>W</b>               | <b>D</b> | <b>H</b> | <b>W</b>               | <b>H</b> |        |        |        |        |
| 25  | 24  | 46  |  |   |               | 20                        | 19       | 23-33     | 19                     | 19       |          |                        |          |        |        |        |        |
| <p>Medium Posture Stool Nylon Back w/Arms<br/>COM Yardage: 1<br/>Freight Class: 150<br/>Product Weight (lbs.): 50<br/>Cubic Feet Per Carton: 9.75</p>   | <p>Ergonomic Features:<br/>A, C, G, H, M, N, Q</p>  |    |  |   |               |                           |          |           |                        |          |          |                        |          |        |        |        |        |
|   |   |   |  <p><b>Medium Posture Stool Mesh Back w/Arms</b><br/>COM Yardage: 1<br/>Freight Class: 150<br/>Product Weight (lbs.): 51<br/>Cubic Feet Per Carton: 9.75</p>          |  <p><b>ADJUSTMENTS</b><br/>(1) Tilt tension<br/>(2) Pneumatic seat height<br/>(3) Back angle<br/>(9) Chair tilt lock<br/>(5A) Center tilt action</p> | <b>2748MB</b> | \$1176                    | \$1219   | \$1250    | \$1297                 | \$1361   | \$1384   | \$1443                 | \$1550   | \$1603 | \$1706 | \$1843 | \$2013 |
|   |   |   |  |   |               | <b>OVERALL DIMENSIONS</b> |          |           | <b>SEAT DIMENSIONS</b> |          |          | <b>BACK DIMENSIONS</b> |          |        |        |        |        |
|   |   |   |  |   |               | <b>W</b>                  | <b>D</b> | <b>H</b>  | <b>W</b>               | <b>D</b> | <b>H</b> | <b>W</b>               | <b>H</b> |        |        |        |        |
| 25  | 24  | 46  |  |   |               | 20                        | 19       | 23-33     | 19                     | 19       |          |                        |          |        |        |        |        |
| <p>Medium Posture Stool Mesh Back w/Arms<br/>COM Yardage: 1<br/>Freight Class: 150<br/>Product Weight (lbs.): 51<br/>Cubic Feet Per Carton: 9.75</p>  | <p>Ergonomic Features:<br/>A, C, G, H, M, N, Q</p>  |    |  |   |               |                           |          |           |                        |          |          |                        |          |        |        |        |        |

| DESCRIPTION  | FEATURES   | MODEL#  | STANDARD TEXTILE GRADES                      |        |        |   |        |        |                                    |        |        |        |        |        |
|--|--|---|--|--------|--------|---|--------|--------|------------------------------------|--------|--------|--------|--------|--------|
|  |  |   | 1  | 2      | 3      | 4   | 5      | 6      | 7                                  | 8      | 9      | 10     | 11     | 12     |
|  <p><b>Medium Posture Stool - Fully Upholstered w/Arms</b><br/>                     COM Yardage: 1.25<br/>                     Freight Class: 150<br/>                     Product Weight (lbs.): 52<br/>                     Cubic Feet Per Carton: 9.75</p> |  <p><b>ADJUSTMENTS</b><br/>                     (1) Tilt tension<br/>                     (2) Pneumatic seat height<br/>                     (3) Back angle<br/>                     (9) Chair tilt lock<br/>                     (5A) Center tilt action</p> | <b>2749</b>   | \$1172                                       | \$1223 | \$1264 | \$1322                                    | \$1402 | \$1432 | \$1505                             | \$1640 | \$1705 | \$1833 | \$2003 | \$2218 |
|  |  |   | <b>OVERALL DIMENSIONS</b><br>W      D      H |        |        | <b>SEAT DIMENSIONS</b><br>W      D      H |        |        | <b>BACK DIMENSIONS</b><br>W      H |        |        |        |        |        |
|  |  |   | 25   | 24     | 46     | 20  | 19     | 23-33  | 19                                 | 19     |        |        |        |        |
|  | Ergonomic Features:<br>A, C, G, H, M, N, Q   |    |  |        |        |   |        |        |                                    |        |        |        |        |        |

**INCLUDE**



**Model IN30AHB**  
High Back Weight  
Sensing Synchro-Tilter



**Model IN30AMB**  
Mid Back Weight  
Sensing Synchro-tilter



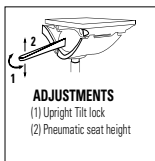
**Model IN40AHB**  
High Back, Adjustable Arm and Seat,  
Weight Sensing Synchro Tilter



**Contrasting Textile Application.**

**MECHANISM:**

**Weight sensing synchro-tilter mechanism**



**Ergonomic features:**  
B, C, L, M, N, U

**STANDARD FEATURES**

- Include chairs combine exceptional comfort with refined elegance. The series is Global's first to offer new kinetic motion, weight balanced synchronous tilt providing smooth action and support. Include goes beyond the boardroom, from collaboration to light work and executive offices.
- Available in two back heights. Backs are contoured with an inner flexible structure and lumbar with over-molded foam and includes an integrated, passive adjustment lumbar pad to create a new level of comfort in an upholstered back.
- The durable, injected molded foam seat includes a waterfall front edge and an under seat structure with a sleek, fastener-free aesthetic.
- The series offers fixed arm and armless models without seat depth adjustment (IN30 models) and models with adjustable arms and seat depth (IN40 models).
- The polished aluminum fixed arm is standard with a flush-mount, soft, durable and warm to the touch urethane (SSU) arm cap. Select arm cap finish in standard Black (BLK) or optional Kalua (KAL) and Shadow (SHW), see upcharges.
- A (4Z) 4" gas cylinder is standard and matches the selected base finish. The cylinder supports a 17" to 21" seat height with a max arm height clearing tables with under-surface clearance of 27". Note, higher range cylinders are not recommended with fixed arm models and may result in arm contact with table edge. Check clearance to avoid damage.
- Five prong, injection molded, fiberglass reinforced Black nylon base (B7) is standard. Polished aluminum base is optional. See upcharge.
- C82, 2.5" dual wheel carpet casters (82), standard. C82R, Hard floor caster (8R) are optional. See upcharge.
- The series is available to specify with two textiles, one for the seat cushion and one for the back. For pricing, start with the base price and add upcharges for both back graded textile upcharge and the seat graded textile upcharge. Upholstery options include fabric, coated fabric or leather.
- To minimize potential for cleaning liquids and spills entering the seat cushion, a moisture barrier (MB) creates a protective layer under permeable textiles, see upcharge. Moisture barrier is not available with sealed seams.

- For approved coated textiles, sealed seat seams (SE) are available, see upcharge. Sealing the seams of water resistant materials ensures the seams are protected. Note, some puckering may occur at curves and corners due to the added material thickness.
- Chairs ship (PAS) Partially assembled, standard.
- Include's weight capacity is 300 lbs and is covered under Global's limited lifetime warranty.
- Note the Blended Textile Matrix is not applicable to this series when specified as noted above. For other multi-fabric applications, contact Customer Care.





**OPTIONAL FEATURES**


Please add option codes in the following order:

- Model number  
Specify model number
- Back textile  
Specify textile code. See upcharges.
- Seat textile  
Specify textile code.
- Armcap finish (for IN30 models with fixed arms) (BLK) Black. No Upcharge. (KAL) Kalua. Add \$10 (SHW) Shadow. Add \$10
- Base finish (B7) Black nylon base (A7) Polished aluminum base. Add \$140
- Cylinder Type (4Z) 4" range, standard seat height, matches base. 17" to 21" seat height.
- Caster type (82) 2.5" casters for carpet (C82). (8R) 2.5" casters for most hard surfaces (C82R). Add \$94
- Seat seams and textile (NS) No sealed seams. (SE) Sealed seams. Add \$24 Specify textile code.
- Moisture barrier (seat only, not available with sealed seams) (NB) No moisture barrier (MB) Moisture barrier. Add \$107


**EXAMPLE INCLUDE ORDER CODE:**

|         |              |              |               |             |               |             |                   |                  |
|---------|--------------|--------------|---------------|-------------|---------------|-------------|-------------------|------------------|
| IN30AHB | FU75         | FU75         | BLK           | B7          | 4Z            | 82          | NS                | NB               |
| Model   | Back Textile | Seat Textile | Armcap Finish | Base Finish | Cylinder Type | Caster Type | Sealed Seat Seams | Moisture Barrier |

| DESCRIPTION   | MODEL#/ FEATURES   | STANDARD TEXTILE GRADES |                        |                        |      |                        |                        |       |       |       |       |       |       |       |       |
|---|--|-------------------------|------------------------|------------------------|------|------------------------|------------------------|-------|-------|-------|-------|-------|-------|-------|-------|
|   |  | 1/COM                   | 2                      | 3                      | 4    | 5                      | 6                      | 7     | 8     | 9     | 10    | 11    | 12    |       |       |
|  <p><b>High Back Weight Sensing Synchro Tilter with Arms</b><br/>COM Yardage: Back 1.25; Seat: .75<br/>Freight Class: 150<br/>Product Weight (lbs.): 56.5<br/>Cubic Feet Per Carton: 10.5</p>  | <b>IN30AHB</b>   | Base Price:             | \$1431                 |                        |      |                        |                        |       |       |       |       |       |       |       |       |
|   |  | Back upcharge:          | +0                     | \$40                   | \$72 | \$118                  | \$183                  | \$210 | \$267 | \$355 | \$422 | \$494 | \$645 | \$804 |       |
|   |  | Seat upcharge:          | +0                     | \$24                   | \$43 | \$71                   | \$110                  | \$126 | \$160 | \$213 | \$253 | \$297 | \$387 | \$483 |       |
|   | <b>OVERALL DIMENSIONS</b>  |                         |                        | <b>SEAT DIMENSIONS</b> |      |                        | <b>BACK DIMENSIONS</b> |       |       |       |       |       |       |       |       |
|   | <b>W D H</b>   |                         |                        | <b>W D H</b>           |      |                        | <b>W H</b>             |       |       |       |       |       |       |       |       |
|   | 24.5 24.5 42.5   |                         |                        | 21 18 17-21            |      |                        | 18 25                  |       |       |       |       |       |       |       |       |
|   | <b>RTA 1</b> 1 per carton  |                         |                        |                        |      |                        |                        |       |       |       |       |       |       |       |       |
|   |  <p><b>High Back Weight Sensing Synchro Tilter Armless</b><br/>COM Yardage: Back 1.25; Seat: .75<br/>Freight Class: 150<br/>Product Weight (lbs.): 50<br/>Cubic Feet Per Carton: 10.5</p>       | <b>IN30NHB</b>          | Base Price:            | \$1244                 |      |                        |                        |       |       |       |       |       |       |       |       |
|   |  |                         | Back upcharge:         | +0                     | \$40 | \$72                   | \$118                  | \$183 | \$210 | \$267 | \$355 | \$422 | \$494 | \$645 | \$804 |
|   |  |                         | Seat upcharge:         | +0                     | \$24 | \$43                   | \$71                   | \$110 | \$126 | \$160 | \$213 | \$253 | \$297 | \$387 | \$483 |
| <b>OVERALL DIMENSIONS</b>   |  |                         | <b>SEAT DIMENSIONS</b> |                        |      | <b>BACK DIMENSIONS</b> |                        |       |       |       |       |       |       |       |       |
| <b>W D H</b>  |  |                         | <b>W D H</b>           |                        |      | <b>W H</b>             |                        |       |       |       |       |       |       |       |       |
| 24.5 24.5 42.5  |  |                         | 21 18 17-21            |                        |      | 18 25                  |                        |       |       |       |       |       |       |       |       |
| <b>RTA 1</b> 1 per carton   |  |                         |                        |                        |      |                        |                        |       |       |       |       |       |       |       |       |
|  <p><b>Mid Back Weight Sensing Synchro Tilter with Arms</b><br/>COM Yardage: Seat: Back 1; Seat: .75<br/>Freight Class: 150<br/>Product Weight (lbs.): 55<br/>Cubic Feet Per Carton: 10.5</p> |  | <b>IN30AMB</b>          | Base Price:            | \$1398                 |      |                        |                        |       |       |       |       |       |       |       |       |
|   |  |                         | Back upcharge:         | +0                     | \$32 | \$57                   | \$94                   | \$146 | \$168 | \$213 | \$284 | \$337 | \$395 | \$516 | \$643 |
|   |  |                         | Seat upcharge:         | +0                     | \$24 | \$43                   | \$71                   | \$110 | \$126 | \$160 | \$213 | \$253 | \$297 | \$387 | \$483 |
|   | <b>OVERALL DIMENSIONS</b>  |                         |                        | <b>SEAT DIMENSIONS</b> |      |                        | <b>BACK DIMENSIONS</b> |       |       |       |       |       |       |       |       |
|   | <b>W D H</b>   |                         |                        | <b>W D H</b>           |      |                        | <b>W H</b>             |       |       |       |       |       |       |       |       |
|   | 24.5 24 37.5   |                         |                        | 21 18 17-21            |      |                        | 18 20.5                |       |       |       |       |       |       |       |       |
|   | <b>RTA 1</b> 1 per carton  |                         |                        |                        |      |                        |                        |       |       |       |       |       |       |       |       |
|   |  <p><b>Mid Back Weight Sensing Synchro Tilter Armless</b><br/>COM Yardage: Seat: Back 1; Seat: .75<br/>Freight Class: 150<br/>Product Weight (lbs.): 48.5<br/>Cubic Feet Per Carton: 10.5</p> | <b>IN30NMB</b>          | Base Price:            | \$1211                 |      |                        |                        |       |       |       |       |       |       |       |       |
|   |  |                         | Back upcharge:         | +0                     | \$32 | \$57                   | \$94                   | \$146 | \$168 | \$213 | \$284 | \$337 | \$395 | \$516 | \$643 |
|   |  |                         | Seat upcharge:         | +0                     | \$24 | \$43                   | \$71                   | \$110 | \$126 | \$160 | \$213 | \$253 | \$297 | \$387 | \$483 |
| <b>OVERALL DIMENSIONS</b>   |  |                         | <b>SEAT DIMENSIONS</b> |                        |      | <b>BACK DIMENSIONS</b> |                        |       |       |       |       |       |       |       |       |
| <b>W D H</b>  |  |                         | <b>W D H</b>           |                        |      | <b>W H</b>             |                        |       |       |       |       |       |       |       |       |
| 21 24 37.5  |  |                         | 21 18 17-21            |                        |      | 18 20.5                |                        |       |       |       |       |       |       |       |       |
| <b>RTA 1</b> 1 per carton   |  |                         |                        |                        |      |                        |                        |       |       |       |       |       |       |       |       |

| DESCRIPTION   | MODEL#/ FEATURES          | STANDARD TEXTILE GRADES |              |                        |              |              |                        |              |              |              |              |              |    |
|---|---------------------------|-------------------------|--------------|------------------------|--------------|--------------|------------------------|--------------|--------------|--------------|--------------|--------------|----|
|   |                           | 1/COM                   | 2            | 3                      | 4            | 5            | 6                      | 7            | 8            | 9            | 10           | 11           | 12 |
|  <p><b>IN40AHB</b> Base Price: <b>\$1431</b><br/>                     Back upcharge:<br/>                     Seat upcharge:</p> |                           |                         |              |                        |              |              |                        |              |              |              |              |              |    |
|   | <b>+0</b>                 | <b>\$43</b>             | <b>\$77</b>  | <b>\$125</b>           | <b>\$194</b> | <b>\$223</b> | <b>\$282</b>           | <b>\$375</b> | <b>\$445</b> | <b>\$522</b> | <b>\$682</b> | <b>\$849</b> |    |
|   | <b>+0</b>                 | <b>\$26</b>             | <b>\$46</b>  | <b>\$75</b>            | <b>\$117</b> | <b>\$134</b> | <b>\$169</b>           | <b>\$225</b> | <b>\$267</b> | <b>\$313</b> | <b>\$409</b> | <b>\$510</b> |    |
|   | <b>OVERALL DIMENSIONS</b> |                         |              | <b>SEAT DIMENSIONS</b> |              |              | <b>BACK DIMENSIONS</b> |              |              |              |              |              |    |
|   | <b>W</b>                  | <b>D</b>                | <b>H</b>     | <b>W</b>               | <b>D</b>     | <b>H</b>     | <b>W</b>               | <b>H</b>     |              |              |              |              |    |
| 29  | 24.5                      | 42.5                    | 21           | 18                     | 17-21        | 18           | 25                     |              |              |              |              |              |    |
|   |                           | <b>RTA 1</b>            | 1 per carton |                        |              |              |                        |              |              |              |              |              |    |

**High Back, Adjustable Arm and Seat, Weight Sensing Synchro Tilter**  
 COM Yardage: Back 1.25; Seat: .75  
 Freight Class: 150  
 Product Weight (lbs.): 58.5  
 Cubic Feet Per Carton: 10.5

| DESCRIPTION   | MODEL#/ FEATURES          | STANDARD TEXTILE GRADES |              |                        |              |              |                        |              |              |              |              |              |    |
|---|---------------------------|-------------------------|--------------|------------------------|--------------|--------------|------------------------|--------------|--------------|--------------|--------------|--------------|----|
|   |                           | 1/COM                   | 2            | 3                      | 4            | 5            | 6                      | 7            | 8            | 9            | 10           | 11           | 12 |
|  <p><b>IN40AMB</b> Base Price: <b>\$1398</b><br/>                     Back upcharge:<br/>                     Seat upcharge:</p> |                           |                         |              |                        |              |              |                        |              |              |              |              |              |    |
|   | <b>+0</b>                 | <b>\$34</b>             | <b>\$61</b>  | <b>\$100</b>           | <b>\$155</b> | <b>\$178</b> | <b>\$225</b>           | <b>\$300</b> | <b>\$356</b> | <b>\$417</b> | <b>\$545</b> | <b>\$679</b> |    |
|   | <b>+0</b>                 | <b>\$26</b>             | <b>\$46</b>  | <b>\$75</b>            | <b>\$117</b> | <b>\$134</b> | <b>\$169</b>           | <b>\$225</b> | <b>\$267</b> | <b>\$313</b> | <b>\$409</b> | <b>\$510</b> |    |
|   | <b>OVERALL DIMENSIONS</b> |                         |              | <b>SEAT DIMENSIONS</b> |              |              | <b>BACK DIMENSIONS</b> |              |              |              |              |              |    |
|   | <b>W</b>                  | <b>D</b>                | <b>H</b>     | <b>W</b>               | <b>D</b>     | <b>H</b>     | <b>W</b>               | <b>H</b>     |              |              |              |              |    |
| 29  | 24                        | 37.5                    | 21           | 18                     | 17-21        | 18           | 20.5                   |              |              |              |              |              |    |
|   |                           | <b>RTA 1</b>            | 1 per carton |                        |              |              |                        |              |              |              |              |              |    |

**Mid Back, Adjustable Arm and Seat, Weight Sensing Synchro Tilter**  
 COM Yardage: Seat: Back 1; Seat: .75  
 Freight Class: 150  
 Product Weight (lbs.): 57  
 Cubic Feet Per Carton: 10.5

LOOVER



model 2660-8



model 2660-3



**Memory Foam**  
Available, use code "MF" and Add \$124.



model 2661-8



model 2662-3

STANDARD FEATURES

- Global's first chair to feature a weight sensing synchro-tilter mechanism that requires no tilt tension adjustment.
- For all models (excluding stools 2663-6, 2664-6) live lumber support is incorporated into the back design which is height adjustable via a concealed ratchet system, offering a 2.25" height adjustment.
- Standard with Global's high quality Soft Descent™ pneumatic lift which slowly and gently lowers the seat height of the chair making it easy to obtain the exact seat height you desire.
- Side activated sliding seat depth adjustment, is standard on for Multi-Tilters, Synchro-Tilters, and Weight Sensing Synchro-Tilter. Provides 2"-3" of seat depth adjustment.
- Height and width (WA) adjustable **G5** lockable arms. Armcaps are soft to the touch Self Skinned Urethane, depth adjustable (slide forward and backward) movements can be locked to avoid unintentional movement). Armcaps also articulate inwards and outwards 30° to aim toward the keyboard or mouse arena.
- Vari-Width (WA) Width Adjustable Arm Extensions are standard, allowing the arms to move away from the seat by 2" on each side to allow space if desired for broader hip widths.
- Five prong, injection molded, fiberglass reinforced, Nylon medium rise base **B7B** with **C1** dual wheel carpet casters.

- Check textile availability prior to specifying upholstery material.
- Mesh backs are available in 24 brilliant Vue colors: Sandy Beach (VU10), Desert Sand (VU11), Orange Sunset (VU12), Chocolate Fountain (VU13), Arctic Blue (VU14), Quarry Grey (VU15), Tidal Wave (VU16), Ivy Moss (VU17), Red Rose (VU18), Coal Black (VU19), White (VU20), Lime (VU21), Chartreuse (VU23), Pool Blue (VU26), Sky (VU28), Primary Blue (VU32), Tangerine (VU34), Paprika (VU37), Grain (VU40), Yellow (VU43), Silver Grey (VU55), Silver (VU63), Hot Pink (VU65) and Red Mittens (VU70). Please specify

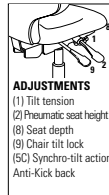
OPTIONAL FEATURES

- Petite models are available at no upcharge. Please specify P. Seat is overall 1 inch smaller in depth and 1.5 inch smaller in width. Model numbers are listed below.
- Seat available in memory foam (MF). Add \$124.
- Optional Polished Aluminum base (B7A) Please specify (ALU) base. Add \$177.
- For hard surface flooring casters, please specify **C9R**. Add \$76.
- Please refer to "Arms Selection" section of the price book for arm options. Please refer to "Cylinder Selection" section of the price book for additional cylinder options.
- For fully assembled in box, specify **SU**. Add \$81..

DESCRIPTION FEATURES MODEL# STANDARD TEXTILE GRADES



**Extended HB Synchro - Tilter w/Back Angle Adjustment**  
COM Yardage: 1  
Freight Class: 125  
Product Weight (lbs.): 68  
Cubic Feet Per Carton: 11



**ADJUSTMENTS**  
(1) Tilt tension  
(2) Pneumatic seat height  
(8) Seat depth  
(9) Chair tilt lock  
(5C) Synchro-tilt action  
Anti-Kick back

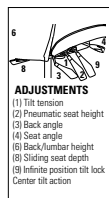
Ergonomic Features:  
A, B, C, D, E, G, H, L, M, N, Q, R, U

| MODEL# | 1      | 2      | 3      | 4      | 5      | 6      | 7      | 8      | 9      | 10     | 11     | 12     |
|--------|--------|--------|--------|--------|--------|--------|--------|--------|--------|--------|--------|--------|
| 2660-0 | \$1280 | \$1323 | \$1353 | \$1397 | \$1459 | \$1478 | \$1536 | \$1640 | \$1690 | \$1788 | \$1917 | \$2081 |

| OVERALL DIMENSIONS |    |      | SEAT DIMENSIONS |       |             | BACK DIMENSIONS |         |
|--------------------|----|------|-----------------|-------|-------------|-----------------|---------|
| W                  | D  | H    | W               | D     | H           | W               | H       |
| 25.5               | 25 | 45.5 | 19              | 19-22 | 16.25-20.25 | 19.5            | 26.5-29 |



**Extended HB Multi Tilter**  
COM Yardage: 1  
Freight Class: 125  
Product Weight (lbs.): 68  
Cubic Feet Per Carton: 11



**ADJUSTMENTS**  
(1) Tilt tension  
(2) Pneumatic seat height  
(3) Back angle  
(4) Seat angle  
(6) Back/lumbar height  
(8) Sliding seat depth  
(9) Infinite position tilt lock  
Center tilt action

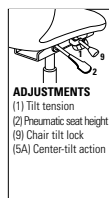
Ergonomic Features:  
A, B, C, D, E, F, G, H, M, N, Q, R, S, U

| MODEL#             | 1      | 2      | 3      | 4      | 5      | 6      | 7      | 8      | 9      | 10     | 11     | 12     |
|--------------------|--------|--------|--------|--------|--------|--------|--------|--------|--------|--------|--------|--------|
| 2660-3             | \$1280 | \$1323 | \$1353 | \$1397 | \$1459 | \$1478 | \$1536 | \$1640 | \$1690 | \$1788 | \$1917 | \$2081 |
| 2660P-3 Small Seat |        |        |        |        |        |        |        |        |        |        |        |        |

| OVERALL DIMENSIONS |    |      | SEAT DIMENSIONS |       |       | BACK DIMENSIONS |         |
|--------------------|----|------|-----------------|-------|-------|-----------------|---------|
| W                  | D  | H    | W               | D     | H     | W               | H       |
| 25.5               | 25 | 45.5 | 20              | 19-22 | 16-20 | 19.5            | 26.5-29 |



**Extended HB Tilter**  
COM Yardage: 1  
Freight Class: 150  
Product Weight (lbs.): 62  
Cubic Feet Per Carton: 11




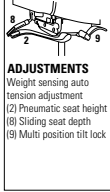

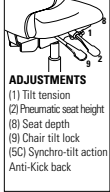

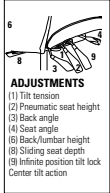

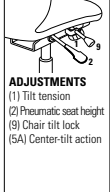

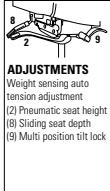
**ADJUSTMENTS**  
(1) Tilt tension  
(2) Pneumatic seat height  
(9) Chair tilt lock  
(5A) Center-tilt action


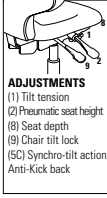




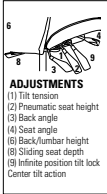




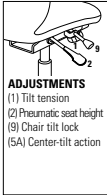




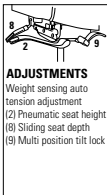




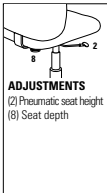



Ergonomic Features:  
A, B, C, D, H, M, N, Q, R, S, U


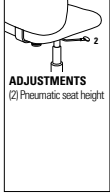

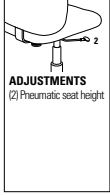

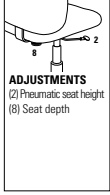
| MODEL# | 1      | 2      | 3      | 4      | 5      | 6      | 7      | 8      | 9      | 10     | 11     | 12     |
|--------|--------|--------|--------|--------|--------|--------|--------|--------|--------|--------|--------|--------|
| 2660-4 | \$1119 | \$1160 | \$1190 | \$1233 | \$1297 | \$1316 | \$1374 | \$1475 | \$1528 | \$1625 | \$1755 | \$1917 |

| OVERALL DIMENSIONS |    |      | SEAT DIMENSIONS |       |       | BACK DIMENSIONS |         |
|--------------------|----|------|-----------------|-------|-------|-----------------|---------|
| W                  | D  | H    | W               | D     | H     | W               | H       |
| 25.5               | 25 | 45.5 | 20              | 19-20 | 16-21 | 19.5            | 26.5-29 |



| DESCRIPTION   | FEATURES   | MODEL#   | STANDARD TEXTILE GRADES  |          |          |                        |          |             |                        |           |   |    |    |    |
|---|--|--|--|----------|----------|------------------------|----------|-------------|------------------------|-----------|---|----|----|----|
|   |  |  | 1  | 2        | 3        | 4                      | 5        | 6           | 7                      | 8         | 9 | 10 | 11 | 12 |
|  <p><b>Extended HB Weight Sensing Synchro - Tilter</b><br/>COM Yardage: 1<br/>Freight Class: 125<br/>Product Weight (lbs.): 66<br/>Cubic Feet Per Carton: 11</p>   |  <p><b>ADJUSTMENTS</b><br/>(1) Weight sensing auto tension adjustment<br/>(2) Pneumatic seat height<br/>(8) Sliding seat depth<br/>(9) Multi position tilt lock</p>   | <p>2660-8 \$1280 \$1323 \$1353 \$1397 \$1459 \$1478 \$1536 \$1640 \$1690 \$1788 \$1917 \$2081<br/>2660P-8 Small Seat</p> | <b>OVERALL DIMENSIONS</b>  |          |          | <b>SEAT DIMENSIONS</b> |          |             | <b>BACK DIMENSIONS</b> |           |   |    |    |    |
|   |  |  | <b>W</b>   | <b>D</b> | <b>H</b> | <b>W</b>               | <b>D</b> | <b>H</b>    | <b>W</b>               | <b>H</b>  |   |    |    |    |
|   |  |  | 25.5   | 25       | 45.5     | 20                     | 19-22    | 16-21       | 19.5                   | 26.5-27.5 |   |    |    |    |
|   |  |  | <p>Ergonomic Features: A, B, C, D, E, H, L, M, N, Q, R, U</p> <p>RTA 2 FedEx UPS</p>       |          |          |                        |          |             |                        |           |   |    |    |    |
|  <p><b>HB Synchro - Tilter w/Back Angle Adjustment</b><br/>COM Yardage: 1<br/>Freight Class: 125<br/>Product Weight (lbs.): 66<br/>Cubic Feet Per Carton: 10.5</p> |  <p><b>ADJUSTMENTS</b><br/>(1) Tilt tension<br/>(2) Pneumatic seat height<br/>(8) Seat depth<br/>(9) Chair tilt lock<br/>(5C) Synchro-tilt action<br/>Anti-Kick back</p>  | <p>2661-0 \$1195 \$1235 \$1266 \$1309 \$1373 \$1392 \$1450 \$1551 \$1604 \$1701 \$1831 \$1993</p>                        | <b>OVERALL DIMENSIONS</b>  |          |          | <b>SEAT DIMENSIONS</b> |          |             | <b>BACK DIMENSIONS</b> |           |   |    |    |    |
|   |  |  | <b>W</b>   | <b>D</b> | <b>H</b> | <b>W</b>               | <b>D</b> | <b>H</b>    | <b>W</b>               | <b>H</b>  |   |    |    |    |
|   |  |  | 25.5   | 24       | 42.5     | 20                     | 19-22    | 16.25-20.25 | 19.5                   | 19.5-27.5 |   |    |    |    |
|   |  |  | <p>Ergonomic Features: A, B, C, D, E, G, H, L, M, N, Q, R, U</p> <p>RTA 2 FedEx UPS</p>    |          |          |                        |          |             |                        |           |   |    |    |    |
|  <p><b>HB Multi - Tilter</b><br/>COM Yardage: 1<br/>Freight Class: 125<br/>Product Weight (lbs.): 68<br/>Cubic Feet Per Carton: 10.5</p>                          |  <p><b>ADJUSTMENTS</b><br/>(1) Tilt tension<br/>(2) Pneumatic seat height<br/>(3) Back angle<br/>(4) Seat angle<br/>(6) Back/Lumbar height<br/>(8) Sliding seat depth<br/>(9) Infinite position tilt lock<br/>Center tilt action</p> | <p>2661-3 \$1195 \$1235 \$1266 \$1309 \$1373 \$1392 \$1450 \$1551 \$1604 \$1701 \$1831 \$1993<br/>2661P-3 Small Seat</p> | <b>OVERALL DIMENSIONS</b>  |          |          | <b>SEAT DIMENSIONS</b> |          |             | <b>BACK DIMENSIONS</b> |           |   |    |    |    |
|   |  |  | <b>W</b>   | <b>D</b> | <b>H</b> | <b>W</b>               | <b>D</b> | <b>H</b>    | <b>W</b>               | <b>H</b>  |   |    |    |    |
|   |  |  | 25.5   | 25       | 42.5     | 20                     | 19-22    | 16-20       | 19.5                   | 25-27.5   |   |    |    |    |
|   |  |  | <p>Ergonomic Features: A, B, C, D, E, F, G, H, M, N, Q, R, S, U</p> <p>RTA 2 FedEx UPS</p> |          |          |                        |          |             |                        |           |   |    |    |    |
|  <p><b>HB Tilter</b><br/>COM Yardage: 1<br/>Freight Class: 150<br/>Product Weight (lbs.): 62<br/>Cubic Feet Per Carton: 10.5</p>                                 |  <p><b>ADJUSTMENTS</b><br/>(1) Tilt tension<br/>(2) Pneumatic seat height<br/>(9) Chair tilt lock<br/>(5A) Center-tilt action</p>   | <p>2661-4 \$1050 \$1091 \$1121 \$1164 \$1228 \$1247 \$1305 \$1408 \$1459 \$1556 \$1686 \$1848</p>                        | <b>OVERALL DIMENSIONS</b>  |          |          | <b>SEAT DIMENSIONS</b> |          |             | <b>BACK DIMENSIONS</b> |           |   |    |    |    |
|   |  |  | <b>W</b>   | <b>D</b> | <b>H</b> | <b>W</b>               | <b>D</b> | <b>H</b>    | <b>W</b>               | <b>H</b>  |   |    |    |    |
|   |  |  | 25.5   | 25       | 42.5     | 20                     | 19-20    | 16-21       | 19.5                   | 25-27.5   |   |    |    |    |
|   |  |  | <p>Ergonomic Features: A, B, C, D, H, M, N, Q, R, S, U</p> <p>RTA 2 FedEx UPS</p>          |          |          |                        |          |             |                        |           |   |    |    |    |
|  <p><b>HB Weight Sensing Synchro - Tilter</b><br/>COM Yardage: 1<br/>Freight Class: 125<br/>Product Weight (lbs.): 66<br/>Cubic Feet Per Carton: 10.5</p>        |  <p><b>ADJUSTMENTS</b><br/>(1) Weight sensing auto tension adjustment<br/>(2) Pneumatic seat height<br/>(8) Sliding seat depth<br/>(9) Multi position tilt lock</p>   | <p>2661-8 \$1195 \$1236 \$1266 \$1309 \$1373 \$1392 \$1450 \$1551 \$1604 \$1701 \$1831 \$1993<br/>2661P-8 Small Seat</p> | <b>OVERALL DIMENSIONS</b>  |          |          | <b>SEAT DIMENSIONS</b> |          |             | <b>BACK DIMENSIONS</b> |           |   |    |    |    |
|   |  |  | <b>W</b>   | <b>D</b> | <b>H</b> | <b>W</b>               | <b>D</b> | <b>H</b>    | <b>W</b>               | <b>H</b>  |   |    |    |    |
|   |  |  | 25.5   | 24       | 42.5     | 20                     | 19-20    | 16-21       | 19.5                   | 25-27.5   |   |    |    |    |
|   |  |  | <p>Ergonomic Features: A, B, C, D, E, H, L, M, N, Q, R, U</p> <p>RTA 2 FedEx UPS</p>       |          |          |                        |          |             |                        |           |   |    |    |    |

| DESCRIPTION   | FEATURES  | MODEL#   | STANDARD TEXTILE GRADES   |   |          |                        |          |             |                        |          |   |    |    |    |
|---|---|--|---|---|----------|------------------------|----------|-------------|------------------------|----------|---|----|----|----|
|   |   |  | 1   | 2   | 3        | 4                      | 5        | 6           | 7                      | 8        | 9 | 10 | 11 | 12 |
|  <p><b>MB Synchro - Tilter w/Back Angle Adjustment</b><br/>COM Yardage: 1<br/>Freight Class: 125<br/>Product Weight (lbs.): 64<br/>Cubic Feet Per Carton: 10.5</p> |  <p><b>ADJUSTMENTS</b><br/>(1) Tilt tension<br/>(2) Pneumatic seat height<br/>(8) Seat depth<br/>(9) Chair tilt lock<br/>(5C) Synchro-tilt action<br/>Anti-Kick back</p>   | <p><b>2662-0</b>    \$1143 \$1184 \$1214 \$1257 \$1321 \$1341 \$1398 \$1501 \$1553 \$1649 \$1780 \$1941</p>                        |   |   |          |                        |          |             |                        |          |   |    |    |    |
|   |   |  | <b>OVERALL DIMENSIONS</b>   |   |          | <b>SEAT DIMENSIONS</b> |          |             | <b>BACK DIMENSIONS</b> |          |   |    |    |    |
|   |   |  | <b>W</b>  | <b>D</b>  | <b>H</b> | <b>W</b>               | <b>D</b> | <b>H</b>    | <b>W</b>               | <b>H</b> |   |    |    |    |
|   |   |  | 25.5  | 24  | 39.5     | 20                     | 19-22    | 16.25-20.25 | 19.5                   | 22-24.5  |   |    |    |    |
| <p>Ergonomic Features:<br/>A, B, C, D, E, G, H, L, M, N, Q, R, U</p>  |   |   |    |    |          |                        |          |             |                        |          |   |    |    |    |
|  <p><b>MB Multi Tilter</b><br/>COM Yardage: 1<br/>Freight Class: 125<br/>Product Weight (lbs.): 66<br/>Cubic Feet Per Carton: 10.5</p>                             |  <p><b>ADJUSTMENTS</b><br/>(1) Tilt tension<br/>(2) Pneumatic seat height<br/>(3) Back angle<br/>(4) Seat angle<br/>(8) Back/lumbar height<br/>(9) Sliding seat depth<br/>(9) Infinite position tilt lock<br/>Center tilt action</p> | <p><b>2662-3</b>    \$1143 \$1184 \$1214 \$1257 \$1321 \$1341 \$1398 \$1501 \$1553 \$1649 \$1780 \$1941<br/>2662P-3 Small Seat</p> |   |   |          |                        |          |             |                        |          |   |    |    |    |
|   |   |  | <b>OVERALL DIMENSIONS</b>   |   |          | <b>SEAT DIMENSIONS</b> |          |             | <b>BACK DIMENSIONS</b> |          |   |    |    |    |
|   |   |  | <b>W</b>  | <b>D</b>  | <b>H</b> | <b>W</b>               | <b>D</b> | <b>H</b>    | <b>W</b>               | <b>H</b> |   |    |    |    |
|   |   |  | 25.5  | 25  | 39.5     | 20                     | 19-22    | 16-20       | 19.5                   | 22-24.5  |   |    |    |    |
| <p>Ergonomic Features:<br/>A, B, C, D, E, F, G, H, M, N, Q, R, S, U</p>   |   |   |    |    |          |                        |          |             |                        |          |   |    |    |    |
|  <p><b>MB Tilter</b><br/>COM Yardage: 1<br/>Freight Class: 150<br/>Product Weight (lbs.): 60<br/>Cubic Feet Per Carton: 10.5</p>                                  |  <p><b>ADJUSTMENTS</b><br/>(1) Tilt tension<br/>(2) Pneumatic seat height<br/>(9) Chair tilt lock<br/>(5A) Center-tilt action</p>   | <p><b>2662-4</b>    \$1016 \$1057 \$1087 \$1130 \$1194 \$1213 \$1271 \$1374 \$1425 \$1522 \$1652 \$1814</p>                        |   |   |          |                        |          |             |                        |          |   |    |    |    |
|   |   |  | <b>OVERALL DIMENSIONS</b>   |   |          | <b>SEAT DIMENSIONS</b> |          |             | <b>BACK DIMENSIONS</b> |          |   |    |    |    |
|   |   |  | <b>W</b>  | <b>D</b>  | <b>H</b> | <b>W</b>               | <b>D</b> | <b>H</b>    | <b>W</b>               | <b>H</b> |   |    |    |    |
|   |   |  | 25.5  | 25  | 39.5     | 20                     | 19-20    | 16-21       | 19.5                   | 22-24.5  |   |    |    |    |
| <p>Ergonomic Features:<br/>A, B, C, D, H, M, N, Q, R, S, U</p>  |   |   |  |  |          |                        |          |             |                        |          |   |    |    |    |
|  <p><b>MB Weight Sensing Synchro - Tilter</b><br/>COM Yardage: 1<br/>Freight Class: 125<br/>Product Weight (lbs.): 64<br/>Cubic Feet Per Carton: 10.5</p>        |  <p><b>ADJUSTMENTS</b><br/>Weight sensing auto tension adjustment<br/>(2) Pneumatic seat height<br/>(8) Sliding seat depth<br/>(9) Multi position tilt lock</p>  | <p><b>2662-8</b>    \$1143 \$1184 \$1213 \$1255 \$1320 \$1341 \$1396 \$1499 \$1552 \$1646 \$1776 \$1940<br/>2662P-8 Small Seat</p> |   |   |          |                        |          |             |                        |          |   |    |    |    |
|   |   |  | <b>OVERALL DIMENSIONS</b>   |   |          | <b>SEAT DIMENSIONS</b> |          |             | <b>BACK DIMENSIONS</b> |          |   |    |    |    |
|   |   |  | <b>W</b>  | <b>D</b>  | <b>H</b> | <b>W</b>               | <b>D</b> | <b>H</b>    | <b>W</b>               | <b>H</b> |   |    |    |    |
|   |   |  | 25.5  | 24  | 39.5     | 20                     | 19-22    | 16-21       | 19.5                   | 22-24.5  |   |    |    |    |
| <p>Ergonomic Features:<br/>A, B, C, D, E, H, L, M, N, Q, R, U</p>   |   |   |  |  |          |                        |          |             |                        |          |   |    |    |    |
|  <p><b>MB Task</b><br/>COM Yardage: 1<br/>Freight Class: 150<br/>Product Weight (lbs.): 45<br/>Cubic Feet Per Carton: 10.5</p>                                   |  <p><b>ADJUSTMENTS</b><br/>(2) Pneumatic seat height<br/>(8) Seat depth</p>  | <p><b>2662-6</b>    \$1080 \$1121 \$1151 \$1194 \$1258 \$1277 \$1335 \$1436 \$1489 \$1586 \$1716 \$1878</p>                        |   |   |          |                        |          |             |                        |          |   |    |    |    |
|   |   |  | <b>OVERALL DIMENSIONS</b>   |   |          | <b>SEAT DIMENSIONS</b> |          |             | <b>BACK DIMENSIONS</b> |          |   |    |    |    |
|   |   |  | <b>W</b>  | <b>D</b>  | <b>H</b> | <b>W</b>               | <b>D</b> | <b>H</b>    | <b>W</b>               | <b>H</b> |   |    |    |    |
|   |   |  | 25.5  | 25  | 39.5     | 20                     | 19-20    | 16.5-21.5   | 19.5                   | 21       |   |    |    |    |
| <p>Ergonomic Features:<br/>C, E, H, M, N, Q, R, U</p>   |   |   |  |  |          |                        |          |             |                        |          |   |    |    |    |

| DESCRIPTION   | FEATURES  | MODEL#        | STANDARD TEXTILE GRADES   |              |            |                        |          |           |                        |          |        |        |        |        |  |  |
|---|---|---------------|---------------------------|--------------|------------|------------------------|----------|-----------|------------------------|----------|--------|--------|--------|--------|--|--|
|   |   |               | 1                         | 2            | 3          | 4                      | 5        | 6         | 7                      | 8        | 9      | 10     | 11     | 12     |  |  |
|  <p><b>MB Height Adjustable Stool - Task</b><br/>                     COM Yardage: 1<br/>                     Freight Class: 150<br/>                     Product Weight (lbs.): 50<br/>                     Cubic Feet Per Carton: 10.5</p> |  <p><b>ADJUSTMENTS</b><br/>                     (2) Pneumatic seat height</p>  | <b>2663-6</b> | \$1484                    | \$1525       | \$1555     | \$1598                 | \$1662   | \$1682    | \$1739                 | \$1842   | \$1893 | \$1990 | \$2121 | \$2282 |  |  |
|   |   |               | <b>OVERALL DIMENSIONS</b> |              |            | <b>SEAT DIMENSIONS</b> |          |           | <b>BACK DIMENSIONS</b> |          |        |        |        |        |  |  |
|   |   |               | <b>W</b>                  | <b>D</b>     | <b>H</b>   | <b>W</b>               | <b>D</b> | <b>H</b>  | <b>W</b>               | <b>H</b> |        |        |        |        |  |  |
|   |   |               | 25.5                      | 25           | 50         | 20                     | 19-20    | 24-34     | 19.5                   | 21       |        |        |        |        |  |  |
|   |   |               | <b>RTA 2</b>              | <b>FedEx</b> | <b>ups</b> |                        |          |           |                        |          |        |        |        |        |  |  |
|  <p><b>MB Height Adjustable Stool - Task</b><br/>                     COM Yardage: 1<br/>                     Freight Class: 150<br/>                     Product Weight (lbs.): 44<br/>                     Cubic Feet Per Carton: 10.5</p> |  <p><b>ADJUSTMENTS</b><br/>                     (2) Pneumatic seat height</p>  | <b>2664-6</b> | \$1349                    | \$1390       | \$1420     | \$1463                 | \$1527   | \$1546    | \$1604                 | \$1705   | \$1758 | \$1855 | \$1985 | \$2147 |  |  |
|   |   |               | <b>OVERALL DIMENSIONS</b> |              |            | <b>SEAT DIMENSIONS</b> |          |           | <b>BACK DIMENSIONS</b> |          |        |        |        |        |  |  |
|   |   |               | <b>W</b>                  | <b>D</b>     | <b>H</b>   | <b>W</b>               | <b>D</b> | <b>H</b>  | <b>W</b>               | <b>H</b> |        |        |        |        |  |  |
|   |   |               | 20                        | 25           | 50         | 20                     | 19-20    | 24-34     | 19.5                   | 21       |        |        |        |        |  |  |
|   |   |               | <b>RTA 2</b>              | <b>FedEx</b> | <b>ups</b> |                        |          |           |                        |          |        |        |        |        |  |  |
|  <p><b>MB Task</b><br/>                     COM Yardage: 1<br/>                     Freight Class: 250<br/>                     Product Weight (lbs.): 39<br/>                     Cubic Feet Per Carton: 10.5</p>                          |  <p><b>ADJUSTMENTS</b><br/>                     (2) Pneumatic seat height<br/>                     (8) Seat depth</p> | <b>2665-6</b> | \$939                     | \$980        | \$1010     | \$1053                 | \$1117   | \$1136    | \$1194                 | \$1297   | \$1348 | \$1445 | \$1575 | \$1737 |  |  |
|   |   |               | <b>OVERALL DIMENSIONS</b> |              |            | <b>SEAT DIMENSIONS</b> |          |           | <b>BACK DIMENSIONS</b> |          |        |        |        |        |  |  |
|   |   |               | <b>W</b>                  | <b>D</b>     | <b>H</b>   | <b>W</b>               | <b>D</b> | <b>H</b>  | <b>W</b>               | <b>H</b> |        |        |        |        |  |  |
|   |   |               | 20                        | 25           | 39.5       | 20                     | 19-20    | 16.5-21.5 | 19.5                   | 16.5     |        |        |        |        |  |  |
|   |   |               | <b>RTA 2</b>              | <b>FedEx</b> | <b>ups</b> |                        |          |           |                        |          |        |        |        |        |  |  |

LURAY



Luray is offered in three back heights.



Standard Black Nylon Base/Arms with Self Skinned Urethane Armcaps

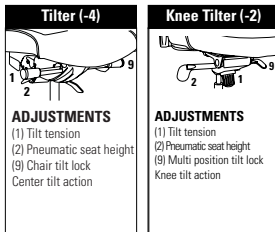
Optional Aluminum Base/Arms with Self Skinned Urethane Armcaps

Optional Aluminum Base/Arms with Wood Armcaps



Model 6461PB

MECHANISMS OPTIONS



Ergonomic Features:  
A, B, C, M, N, S, U

Ergonomic Features:  
A, B, C, J, M, N, U

STANDARD FEATURES

- Luray is designed for boardrooms, meeting rooms and executive offices.
- Luray offers a choice of finishes to match any environment: from durable nylon components to sophisticated polished aluminum and elegant wood trim.
- Three back heights are available, featuring horizontal sewing details.
- Stitch detail on edges of seat and back is discrete, using matched thread as standard.
- Choice of two mechanisms; tilter and knee-tilter.
- Standard with Global's high quality Soft Descent™ pneumatic lift which slowly and gently lowers the seat height of the chair making it easy to obtain the exact seat height you desire.
- Fixed loop arm design comes standard in Black fiberglass reinforced nylon with a self-skinned urethane (SSU) armcap; which is soft, durable and warm to the touch. The armcap overhangs the front and side of the arm so that chair to table contact is cushioned by the pliable edge.
- Five prong, injection molded, fiberglass reinforced, nylon medium rise base (B7B) with (C1) dual wheel carpet casters.
- Check textile availability prior to specifying upholstery material.
- Pedestal base models are offered on (-4) Tilter mechanisms only. These models provide fixed location seating for use in auditoriums, classrooms, jury boxes, public venues and more. The base must be mounted to the floor (mounting hardware not included). See Pedestal Base Installation Guide for details.

OPTIONAL FEATURES

- Upholstery is available with exaggerated top stitch detail (heavier thread). Fourteen coordinating or contrasting colors may be selected. Please specify.
- For Additional caster options, please refer to the Arm and Caster section of the Price Book. Optional casters may be priced higher than the standard casters for your chair and the difference will be charged. Lower priced optional casters will not be credited.
- Please refer to "Cylinder Selection" section of the price book for additional cylinder options.
- For Memory Foam, specify (MF) and add \$124.
- Pedestal Base models have black bases with 2" height adjust cylinders. Specify (SCC) swivel, auto return to max height (no upcharge); (SN) non-swivel, auto return to max height (Add \$23); or (SC) swivel, self-centering and return to max height (Add \$35).

OPTION CODES












Please Add option codes in the following order:

- Model number  
6460 Extended high back  
6461 High back  
6462 Medium back

- Fabric  
Specify fabric code.
- Mechanism  
(-4) Tilter mechanism ..... No Upcharge  
(-2) Knee-tilt mechanism ..... Add \$161
- Arms  
(SSU) Black nylon arms w/SSU armcaps ..... No Upcharge  
(ANU) Aluminum arms w/SSU armcaps ..... Add \$238  
Aluminum arms w/Wood armcaps ..... Add \$238  
Specify finish from the following:  
(AAM) Absolute  
(BKM) Black  
(ACM) Cherry  
(EOM) English Oak  
(ECM) Espresso Café  
(HGM) Gray  
(AHM) Honey  
(TMM) Mahogany  
(AVM) Maple  
(MWM) Medium Walnut  
(NLW) Natural Walnut  
(ASM) Night  
(NBM) Noce Biondo  
(NGM) Noce Grigio  
(NEM) Noce Leggero  
(NMM) Noce Medio  
(SKM) Shaker Cherry  
(TFM) Fruitwood  
(TWM) Walnut  
(WTM) WC Cream  
(WHM) White  
(WCM) Winter Cherry (colors shown on website)
- Base  
(B7) Black nylon base.  
(A7) Polished aluminum ..... Add \$177
- Casters  
(C1) Dual wheel carpet casters.  
(C9R) Dual wheel hard floor casters ..... Add \$78
- Stitch detail  
(MS) Color matched stitching  
Decorative top stitch ..... No Upcharge  
(XP) Black (XB) Beige  
(XG) Copen (XA) Graphite  
(XK) Mahogany (XJ) Natural  
(XH) Navy (XD) New Grey  
(XF) Nickel (XN) Off White  
(XL) Rubytone (XI) Scarlett  
(XC) Smoke (XE) Taupe (colors shown on website)
- Seat foam  
(SF) Standard foam  
(MF) Memory foam ..... Add \$124
- Chair assembly  
(SU) Assembled in Box ..... Add \$81
- Cylinder (for Pedestal Base)  
(SH) Swivel, auto return turn to max height  
(SN) Non-swivel, auto return turn to max height  
Add \$23  
(SC) Swivel, self-centering and return to max height Add \$35

EXAMPLE OF ORDER CODE:

|              |        |           |      |      |         |               |           |                |
|--------------|--------|-----------|------|------|---------|---------------|-----------|----------------|
| 6460         | WA50   | 4         | AHM  | A7   | C1      | MS            | SF        | SU             |
| Model Number | Fabric | Mechanism | Arms | Base | Casters | Stitch Detail | Seat Foam | Chair Assembly |

| DESCRIPTION  | FEATURES | MODEL#        | STANDARD TEXTILE GRADES   |          |          |                        |          |           |                        |          |      |      |      |      |
|--|----------|---------------|---|----------|----------|------------------------|----------|-----------|------------------------|----------|------|------|------|------|
|  |          |               | 1   | 2        | 3        | 4                      | 5        | 6         | 7                      | 8        | 9    | 10   | 11   | 12   |
|  <p><b>Extended High Back</b><br/>COM Yardage: 2.25<br/>Freight Class: 250<br/>Product Weight (lbs.): 46<br/>Cubic Feet Per Carton: 14.75</p>               |          | <b>6460</b>   | 1358  | 1452     | 1524     | 1632                   | 1784     | 1855      | 1994                   | 2213     | 2382 | 2573 | 2960 | 3374 |
|  |          |               | <b>OVERALL DIMENSIONS</b>   |          |          | <b>SEAT DIMENSIONS</b> |          |           | <b>BACK DIMENSIONS</b> |          |      |      |      |      |
|  |          |               | <b>W</b>  | <b>D</b> | <b>H</b> | <b>W</b>               | <b>D</b> | <b>H</b>  | <b>W</b>               | <b>H</b> |      |      |      |      |
|  |          |               | 25  | 26.5     | 46       | 20                     | 19       | 16.5-21.5 | 20                     | 27.5     |      |      |      |      |
|  |          |               | <b>RTA 1</b>  |          |          |                        |          |           |                        |          |      |      |      |      |
|  <p><b>High Back</b><br/>COM Yardage: 2<br/>Freight Class: 44<br/>Product Weight (lbs.): 44<br/>Cubic Feet Per Carton: 13.75</p>                            |          | <b>6461</b>   | 1318  | 1401     | 1464     | 1559                   | 1695     | 1758      | 1882                   | 2079     | 2229 | 2396 | 2741 | 3109 |
|  |          |               | <b>OVERALL DIMENSIONS</b>   |          |          | <b>SEAT DIMENSIONS</b> |          |           | <b>BACK DIMENSIONS</b> |          |      |      |      |      |
|  |          |               | <b>W</b>  | <b>D</b> | <b>H</b> | <b>W</b>               | <b>D</b> | <b>H</b>  | <b>W</b>               | <b>H</b> |      |      |      |      |
|  |          |               | 25  | 26.5     | 42.5     | 20                     | 19       | 16.5-21.5 | 20                     | 24       |      |      |      |      |
|  |          |               | <b>RTA 1</b>  |          |          |                        |          |           |                        |          |      |      |      |      |
|  |          |               |       |          |          |                        |          |           |                        |          |      |      |      |      |
|  <p><b>Medium Back</b><br/>COM Yardage: 1.75<br/>Freight Class: 250<br/>Product Weight (lbs.): 40<br/>Cubic Feet Per Carton: 13.75</p>                     |          | <b>6462</b>   | 1278  | 1354     | 1409     | 1495                   | 1612     | 1667      | 1775                   | 1946     | 2076 | 2224 | 2526 | 2848 |
|  |          |               | <b>OVERALL DIMENSIONS</b>   |          |          | <b>SEAT DIMENSIONS</b> |          |           | <b>BACK DIMENSIONS</b> |          |      |      |      |      |
|  |          |               | <b>W</b>  | <b>D</b> | <b>H</b> | <b>W</b>               | <b>D</b> | <b>H</b>  | <b>W</b>               | <b>H</b> |      |      |      |      |
|  |          |               | 25  | 26.5     | 39.5     | 20                     | 19       | 16.5-21.5 | 20                     | 21       |      |      |      |      |
|  |          |               | <b>RTA 1</b>  |          |          |                        |          |           |                        |          |      |      |      |      |
|  |          |               |   |          |          |                        |          |           |                        |          |      |      |      |      |
|  <p><b>High Back with Pedestal Base</b><br/>COM Yardage: 2<br/>Freight Class: 45<br/>Product Weight (lbs.): 45<br/>Cubic Feet Per Carton: 13.75</p>       |          | <b>6461PB</b> | 1562  | 1641     | 1700     | 1789                   | 1918     | 1979      | 2094                   | 2278     | 2420 | 2580 | 2904 | 3250 |
|  |          |               | <b>OVERALL DIMENSIONS</b>   |          |          | <b>SEAT DIMENSIONS</b> |          |           | <b>BACK DIMENSIONS</b> |          |      |      |      |      |
|  |          |               | <b>W</b>  | <b>D</b> | <b>H</b> | <b>W</b>               | <b>D</b> | <b>H</b>  | <b>W</b>               | <b>H</b> |      |      |      |      |
|  |          |               | 25  | 26.5     | 41       | 20                     | 19       | 16.5-21.5 | 20                     | 24       |      |      |      |      |
|  |          |               | <b>RTA 1</b>  |          |          |                        |          |           |                        |          |      |      |      |      |
|  <p><b>Medium Back with Pedestal Base</b><br/>COM Yardage: 1.75<br/>Freight Class: 250<br/>Product Weight (lbs.): 40<br/>Cubic Feet Per Carton: 13.75</p> |          | <b>6462PB</b> | 1521  | 1590     | 1643     | 1719                   | 1832     | 1884      | 1987                   | 2145     | 2272 | 2408 | 2693 | 2995 |
|  |          |               | <b>OVERALL DIMENSIONS</b>   |          |          | <b>SEAT DIMENSIONS</b> |          |           | <b>BACK DIMENSIONS</b> |          |      |      |      |      |
|  |          |               | <b>W</b>  | <b>D</b> | <b>H</b> | <b>W</b>               | <b>D</b> | <b>H</b>  | <b>W</b>               | <b>H</b> |      |      |      |      |
|  |          |               | 25  | 26.5     | 37       | 20                     | 19       | 16.5-21.5 | 20                     | 21       |      |      |      |      |
|  |          |               | <b>RTA 1</b>  |          |          |                        |          |           |                        |          |      |      |      |      |
|  |          |               |   |          |          |                        |          |           |                        |          |      |      |      |      |

MALAGA®



model 3140-3 (TD)



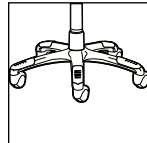
model 3140-3 (TD/PSB)



model 3141-3



model 3141-3



**Optional Base**  
Polished Aluminum base with black scuff tips. Specify "B2". Add \$177.


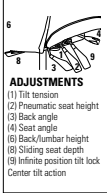

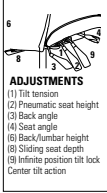
**STANDARD FEATURES**

- A contoured molded foam seat, built-in lumbar support and an upholstered outer back shell is standard on all models.
- Standard with adjustable height T-arms with teardrop shaped (TD) self-skinned urethane (SSU) armcaps.
- All models are standard with a five prong, injection molded, fiberglass reinforced nylon Black spider base with dual wheel carpet casters (C10).
- Base and frame are available in Black (BK) Only.
- Side activated sliding seat depth adjustment is standard on all models.
- All models (except high back) are shipped partially KD.
- Check textile availability prior to specifying upholstery material.

**OPTIONAL FEATURES**

- To order a Malaga arm kit as a separate stand-alone item without a chair, use model number 3200 with the appropriate letter from the Arm Chart Price List for the arm style of your choice. Please refer to "Arms Selection" section of the price book.
- Available with an impact resistant polypropylene back shroud in Black Only. Specify (PSB). No upcharge.

- Optional abrasion resistant outer back fabric (polyester) is available. Resistant to impact damage. Available in Black only (BKB). Add \$25.
- Optional Polished Aluminum base with black scuff tips. Specify "B2". Add \$177
- Please refer to the "Casters Selection" section of the price book for caster options. Optional casters may be priced higher than the standard casters for your chair and the difference will be charged. Lower priced optional casters will not be credited.
- Please refer to "Cylinder Selection" section of the price book for additional cylinder options.
- For hard surface flooring please specify C10R. Add \$70.
- For fully assembled in box, specify SU. Add \$81.

| DESCRIPTION   | FEATURES  | MODEL#  | STANDARD TEXTILE GRADES   |        |        |                        |        |         |                        |        |        |        |        |        |        |  |  |
|---|---|---|---------------------------|--------|--------|------------------------|--------|---------|------------------------|--------|--------|--------|--------|--------|--------|--|--|
|   |   |   | 1                         | 2      | 3      | 4                      | 5      | 6       | 7                      | 8      | 9      | 10     | 11     | 12     |        |  |  |
|  <p><b>HB Multi - Tilter</b><br/>COM Yardage: 1.75<br/>Freight Class: 150<br/>Product Weight (lbs.): 54<br/>Cubic Feet Per Carton: 9.25</p> |  <p><b>ADJUSTMENTS</b><br/>(1) Tilt tension<br/>(2) Pneumatic seat height<br/>(3) Back angle<br/>(4) Seat angle<br/>(5) Back/lumbar height<br/>(6) Sliding seat depth<br/>(7) Infinite position tilt lock<br/>Center tilt action</p>  | <p>Ergonomic Features:<br/>A, B, C, D, E, F, G, H, M, N, Q, S</p> | 3140-3                    | \$1526 | \$1596 | \$1650                 | \$1726 | \$1840  | \$1881                 | \$1981 | \$2166 | \$2257 | \$2432 | \$2668 | \$2961 |  |  |
|   |   |   | <b>OVERALL DIMENSIONS</b> |        |        | <b>SEAT DIMENSIONS</b> |        |         | <b>BACK DIMENSIONS</b> |        |        |        |        |        |        |  |  |
|   |   |   | W                         | D      | H      | W                      | D      | H       | W                      | H      |        |        |        |        |        |  |  |
|   | 26  | 25  | 41                        | 20     | 18     | 16.5-20.5              | 18.5   | 22.5-25 |                        |        |        |        |        |        |        |  |  |
|  <p><b>LB Multi - Tilter</b><br/>COM Yardage: 1.5<br/>Freight Class: 150<br/>Product Weight (lbs.): 52<br/>Cubic Feet Per Carton: 9.25</p> |  <p><b>ADJUSTMENTS</b><br/>(1) Tilt tension<br/>(2) Pneumatic seat height<br/>(3) Back angle<br/>(4) Seat angle<br/>(5) Back/lumbar height<br/>(6) Sliding seat depth<br/>(7) Infinite position tilt lock<br/>Center tilt action</p> | <p>Ergonomic Features:<br/>A, B, C, D, E, F, G, H, M, N, Q, S</p> | 3141-3                    | \$1393 | \$1450 | \$1499                 | \$1568 | \$1663  | \$1698                 | \$1781 | \$1944 | \$2017 | \$2167 | \$2368 | \$2624 |  |  |
|   |   |   | <b>OVERALL DIMENSIONS</b> |        |        | <b>SEAT DIMENSIONS</b> |        |         | <b>BACK DIMENSIONS</b> |        |        |        |        |        |        |  |  |
|   |   |   | W                         | D      | H      | W                      | D      | H       | W                      | H      |        |        |        |        |        |  |  |
|   | 26  | 24  | 37                        | 20     | 18     | 16.5-20.5              | 18.5   | 19-21.5 |                        |        |        |        |        |        |        |  |  |

MIRAGE™



model 2790-4



model 2791-4




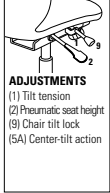

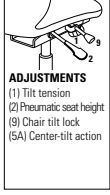
Standard with a polished aluminum loop arm with SSU armcap.

STANDARD FEATURES

- Ideal for management seating and meeting rooms, Mirage offers both function and style.
- There are no arm options for this series.
- Base and frame are standard in polished aluminum only.
- **C10** carpet casters are standard.
- Check textile availability prior to specifying upholstery material.

OPTIONAL FEATURES

- For hard surface flooring casters, specify **C10R** and Add \$70.
- For fully assembled in box, please specify **SU**. Add \$81..

| DESCRIPTION   | FEATURES  | MODEL#  | STANDARD TEXTILE GRADES   |        |        |                    |        |        |                 |        |        |                 |        |        |               |        |        |        |        |        |        |        |        |               |        |        |                      |        |        |                      |        |        |        |        |        |        |
|---|---|---|---|--------|--------|--------------------|--------|--------|-----------------|--------|--------|-----------------|--------|--------|---------------|--------|--------|--------|--------|--------|--------|--------|--------|---------------|--------|--------|----------------------|--------|--------|----------------------|--------|--------|--------|--------|--------|--------|
|   |   |   | 1   | 2      | 3      | 4                  | 5      | 6      | 7               | 8      | 9      | 10              | 11     | 12     |               |        |        |        |        |        |        |        |        |               |        |        |                      |        |        |                      |        |        |        |        |        |        |
|  <p><b>HB Tilter</b><br/>COM Yardage: 2<br/>Freight Class: 250<br/>Product Weight (lbs.): 0<br/>Cubic Feet Per Carton: 20.25</p>   |  <p><b>ADJUSTMENTS</b><br/>(1) Tilt tension<br/>(2) Pneumatic seat height<br/>(9) Chair tilt lock<br/>(5A) Center-tilt action</p>  | <p>Ergonomic Features:<br/>A, B, C, M, N, S</p> | <table border="1"> <tr> <td><b>2790-4</b></td> <td>\$1316</td> <td>\$1394</td> <td>\$1452</td> <td>\$1541</td> <td>\$1667</td> <td>\$1708</td> <td>\$1819</td> <td>\$2027</td> <td>\$2126</td> <td>\$2319</td> <td>\$2579</td> <td>\$2906</td> </tr> </table>   |        |        |                    |        |        |                 |        |        |                 |        |        | <b>2790-4</b> | \$1316 | \$1394 | \$1452 | \$1541 | \$1667 | \$1708 | \$1819 | \$2027 | \$2126        | \$2319 | \$2579 | \$2906               |        |        |                      |        |        |        |        |        |        |
|   |   |   | <b>2790-4</b>   | \$1316 | \$1394 | \$1452             | \$1541 | \$1667 | \$1708          | \$1819 | \$2027 | \$2126          | \$2319 | \$2579 | \$2906        |        |        |        |        |        |        |        |        |               |        |        |                      |        |        |                      |        |        |        |        |        |        |
|   |   |   | <table border="1"> <thead> <tr> <th colspan="3">OVERALL DIMENSIONS</th> <th colspan="3">SEAT DIMENSIONS</th> <th colspan="2">BACK DIMENSIONS</th> </tr> <tr> <th>W</th> <th>D</th> <th>H</th> <th>W</th> <th>D</th> <th>H</th> <th>W</th> <th>H</th> </tr> </thead> <tbody> <tr> <td>26.5</td> <td>26.5</td> <td>42.5</td> <td>20.5</td> <td>19</td> <td>16-20</td> <td>20.5</td> <td>24.5</td> </tr> </tbody> </table> |        |        | OVERALL DIMENSIONS |        |        | SEAT DIMENSIONS |        |        | BACK DIMENSIONS |        | W      | D             | H      | W      | D      | H      | W      | H      | 26.5   | 26.5   | 42.5          | 20.5   | 19     | 16-20                | 20.5   | 24.5   | <p><b>RTA 00</b></p> |        |        |        |        |        |        |
|   |   |   | OVERALL DIMENSIONS  |        |        | SEAT DIMENSIONS    |        |        | BACK DIMENSIONS |        |        |                 |        |        |               |        |        |        |        |        |        |        |        |               |        |        |                      |        |        |                      |        |        |        |        |        |        |
| W   | D   | H   | W   | D      | H      | W                  | H      |        |                 |        |        |                 |        |        |               |        |        |        |        |        |        |        |        |               |        |        |                      |        |        |                      |        |        |        |        |        |        |
| 26.5  | 26.5  | 42.5  | 20.5  | 19     | 16-20  | 20.5               | 24.5   |        |                 |        |        |                 |        |        |               |        |        |        |        |        |        |        |        |               |        |        |                      |        |        |                      |        |        |        |        |        |        |
| <table border="1"> <tr> <th>1</th> <th>2</th> <th>3</th> <th>4</th> <th>5</th> <th>6</th> <th>7</th> <th>8</th> <th>9</th> <th>10</th> <th>11</th> <th>12</th> </tr> <tr> <td><b>2791-4</b></td> <td>\$1279</td> <td>\$1348</td> <td>\$1400</td> <td>\$1475</td> <td>\$1585</td> <td>\$1621</td> <td>\$1718</td> <td>\$1901</td> <td>\$1987</td> <td>\$2157</td> <td>\$2386</td> <td>\$2673</td> </tr> </table>   |   |   |   |        |        |                    |        |        |                 |        |        | 1               | 2      | 3      | 4             | 5      | 6      | 7      | 8      | 9      | 10     | 11     | 12     | <b>2791-4</b> | \$1279 | \$1348 | \$1400               | \$1475 | \$1585 | \$1621               | \$1718 | \$1901 | \$1987 | \$2157 | \$2386 | \$2673 |
| 1   | 2   | 3   | 4   | 5      | 6      | 7                  | 8      | 9      | 10              | 11     | 12     |                 |        |        |               |        |        |        |        |        |        |        |        |               |        |        |                      |        |        |                      |        |        |        |        |        |        |
| <b>2791-4</b>   | \$1279  | \$1348  | \$1400  | \$1475 | \$1585 | \$1621             | \$1718 | \$1901 | \$1987          | \$2157 | \$2386 | \$2673          |        |        |               |        |        |        |        |        |        |        |        |               |        |        |                      |        |        |                      |        |        |        |        |        |        |
| <table border="1"> <thead> <tr> <th colspan="3">OVERALL DIMENSIONS</th> <th colspan="3">SEAT DIMENSIONS</th> <th colspan="2">BACK DIMENSIONS</th> </tr> <tr> <th>W</th> <th>D</th> <th>H</th> <th>W</th> <th>D</th> <th>H</th> <th>W</th> <th>H</th> </tr> </thead> <tbody> <tr> <td>26</td> <td>25.5</td> <td>36.5</td> <td>19</td> <td>19</td> <td>16-20</td> <td>19.5</td> <td>17</td> </tr> </tbody> </table> |   |   | OVERALL DIMENSIONS  |        |        | SEAT DIMENSIONS    |        |        | BACK DIMENSIONS |        | W      | D               | H      | W      | D             | H      | W      | H      | 26     | 25.5   | 36.5   | 19     | 19     | 16-20         | 19.5   | 17     | <p><b>RTA 00</b></p> |        |        |                      |        |        |        |        |        |        |
| OVERALL DIMENSIONS  |   |   | SEAT DIMENSIONS   |        |        | BACK DIMENSIONS    |        |        |                 |        |        |                 |        |        |               |        |        |        |        |        |        |        |        |               |        |        |                      |        |        |                      |        |        |        |        |        |        |
| W   | D   | H   | W   | D      | H      | W                  | H      |        |                 |        |        |                 |        |        |               |        |        |        |        |        |        |        |        |               |        |        |                      |        |        |                      |        |        |        |        |        |        |
| 26  | 25.5  | 36.5  | 19  | 19     | 16-20  | 19.5               | 17     |        |                 |        |        |                 |        |        |               |        |        |        |        |        |        |        |        |               |        |        |                      |        |        |                      |        |        |        |        |        |        |
|  <p><b>MB Tilter</b><br/>COM Yardage: 1.75<br/>Freight Class: 250<br/>Product Weight (lbs.): 50<br/>Cubic Feet Per Carton: 15.75</p>  |  <p><b>ADJUSTMENTS</b><br/>(1) Tilt tension<br/>(2) Pneumatic seat height<br/>(9) Chair tilt lock<br/>(5A) Center-tilt action</p> | <p>Ergonomic Features:<br/>A, B, C, M, N, S</p> | <table border="1"> <tr> <td><b>2791-4</b></td> <td>\$1279</td> <td>\$1348</td> <td>\$1400</td> <td>\$1475</td> <td>\$1585</td> <td>\$1621</td> <td>\$1718</td> <td>\$1901</td> <td>\$1987</td> <td>\$2157</td> <td>\$2386</td> <td>\$2673</td> </tr> </table>   |        |        |                    |        |        |                 |        |        |                 |        |        | <b>2791-4</b> | \$1279 | \$1348 | \$1400 | \$1475 | \$1585 | \$1621 | \$1718 | \$1901 | \$1987        | \$2157 | \$2386 | \$2673               |        |        |                      |        |        |        |        |        |        |
|   |   |   | <b>2791-4</b>   | \$1279 | \$1348 | \$1400             | \$1475 | \$1585 | \$1621          | \$1718 | \$1901 | \$1987          | \$2157 | \$2386 | \$2673        |        |        |        |        |        |        |        |        |               |        |        |                      |        |        |                      |        |        |        |        |        |        |
|   |   |   | <table border="1"> <thead> <tr> <th colspan="3">OVERALL DIMENSIONS</th> <th colspan="3">SEAT DIMENSIONS</th> <th colspan="2">BACK DIMENSIONS</th> </tr> <tr> <th>W</th> <th>D</th> <th>H</th> <th>W</th> <th>D</th> <th>H</th> <th>W</th> <th>H</th> </tr> </thead> <tbody> <tr> <td>26</td> <td>25.5</td> <td>36.5</td> <td>19</td> <td>19</td> <td>16-20</td> <td>19.5</td> <td>17</td> </tr> </tbody> </table>       |        |        | OVERALL DIMENSIONS |        |        | SEAT DIMENSIONS |        |        | BACK DIMENSIONS |        | W      | D             | H      | W      | D      | H      | W      | H      | 26     | 25.5   | 36.5          | 19     | 19     | 16-20                | 19.5   | 17     | <p><b>RTA 00</b></p> |        |        |        |        |        |        |
|   |   |   | OVERALL DIMENSIONS  |        |        | SEAT DIMENSIONS    |        |        | BACK DIMENSIONS |        |        |                 |        |        |               |        |        |        |        |        |        |        |        |               |        |        |                      |        |        |                      |        |        |        |        |        |        |
| W   | D   | H   | W   | D      | H      | W                  | H      |        |                 |        |        |                 |        |        |               |        |        |        |        |        |        |        |        |               |        |        |                      |        |        |                      |        |        |        |        |        |        |
| 26  | 25.5  | 36.5  | 19  | 19     | 16-20  | 19.5               | 17     |        |                 |        |        |                 |        |        |               |        |        |        |        |        |        |        |        |               |        |        |                      |        |        |                      |        |        |        |        |        |        |
| <table border="1"> <tr> <th>1</th> <th>2</th> <th>3</th> <th>4</th> <th>5</th> <th>6</th> <th>7</th> <th>8</th> <th>9</th> <th>10</th> <th>11</th> <th>12</th> </tr> <tr> <td><b>2791-4</b></td> <td>\$1279</td> <td>\$1348</td> <td>\$1400</td> <td>\$1475</td> <td>\$1585</td> <td>\$1621</td> <td>\$1718</td> <td>\$1901</td> <td>\$1987</td> <td>\$2157</td> <td>\$2386</td> <td>\$2673</td> </tr> </table>   |   |   |   |        |        |                    |        |        |                 |        |        | 1               | 2      | 3      | 4             | 5      | 6      | 7      | 8      | 9      | 10     | 11     | 12     | <b>2791-4</b> | \$1279 | \$1348 | \$1400               | \$1475 | \$1585 | \$1621               | \$1718 | \$1901 | \$1987 | \$2157 | \$2386 | \$2673 |
| 1   | 2   | 3   | 4   | 5      | 6      | 7                  | 8      | 9      | 10              | 11     | 12     |                 |        |        |               |        |        |        |        |        |        |        |        |               |        |        |                      |        |        |                      |        |        |        |        |        |        |
| <b>2791-4</b>   | \$1279  | \$1348  | \$1400  | \$1475 | \$1585 | \$1621             | \$1718 | \$1901 | \$1987          | \$2157 | \$2386 | \$2673          |        |        |               |        |        |        |        |        |        |        |        |               |        |        |                      |        |        |                      |        |        |        |        |        |        |
| <table border="1"> <thead> <tr> <th colspan="3">OVERALL DIMENSIONS</th> <th colspan="3">SEAT DIMENSIONS</th> <th colspan="2">BACK DIMENSIONS</th> </tr> <tr> <th>W</th> <th>D</th> <th>H</th> <th>W</th> <th>D</th> <th>H</th> <th>W</th> <th>H</th> </tr> </thead> <tbody> <tr> <td>26</td> <td>25.5</td> <td>36.5</td> <td>19</td> <td>19</td> <td>16-20</td> <td>19.5</td> <td>17</td> </tr> </tbody> </table> |   |   | OVERALL DIMENSIONS  |        |        | SEAT DIMENSIONS    |        |        | BACK DIMENSIONS |        | W      | D               | H      | W      | D             | H      | W      | H      | 26     | 25.5   | 36.5   | 19     | 19     | 16-20         | 19.5   | 17     | <p><b>RTA 00</b></p> |        |        |                      |        |        |        |        |        |        |
| OVERALL DIMENSIONS  |   |   | SEAT DIMENSIONS   |        |        | BACK DIMENSIONS    |        |        |                 |        |        |                 |        |        |               |        |        |        |        |        |        |        |        |               |        |        |                      |        |        |                      |        |        |        |        |        |        |
| W   | D   | H   | W   | D      | H      | W                  | H      |        |                 |        |        |                 |        |        |               |        |        |        |        |        |        |        |        |               |        |        |                      |        |        |                      |        |        |        |        |        |        |
| 26  | 25.5  | 36.5  | 19  | 19     | 16-20  | 19.5               | 17     |        |                 |        |        |                 |        |        |               |        |        |        |        |        |        |        |        |               |        |        |                      |        |        |                      |        |        |        |        |        |        |

## NOETIC™



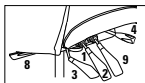
**Model 6074**  
Mesh Back Chair, Weight Sensing Synchro-tilter



**Model 6075**  
Upholstered Back Chair, Weight Sensing Synchro-tilter

### MECHANISM OPTIONS:

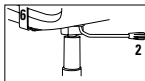
#### Multi-tilter mechanism



- ADJUSTMENTS**
- (1) Tilt tension
  - (2) Pneumatic seat height
  - (3) Back angle
  - (4) Seat angle
  - (8) Sliding seat depth
  - (9) Infinite position tilt lock

**Ergonomic features:**  
A, B, C, E, F, G, M, N, S

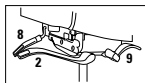
#### Task basic swivel mechanism



- ADJUSTMENTS**
- (2) Pneumatic seat height
  - (6) Back/lumbar height

**Ergonomic features:**  
C, M, N

#### Weight sensing synchro-tilter mechanism



- ADJUSTMENTS**
- Weight sensing auto tension adjustment
  - (2) Pneumatic seat height back/lumbar height
  - (8) Sliding seat depth
  - (9) Multi position tilt lock

**Ergonomic features:**  
B, C, E, L, M, N

#### Stitch detail on coated textile and leather upholstered seats



### STANDARD FEATURES

- Noetic is a thoughtful ergonomic task chair designed to inspire each individual's best work.
- Task chairs are available with three different mechanisms: task basic swivel, multi-tilter and weight-sensing synchro-tilter. Height adjustable stools are available with task basic swivel mechanism only.
- Chairs are available in four frame colors: Black, Shadow, Cloud and Fog (see upcharges).
- Mesh back models are available with either Digital Mesh (6 colors) or Dimension Mesh (7 colors).
- Upholstered back models have a front textile (select from available approved textiles). The outer back is Dimension Mesh which coordinates with the selected frame color (BLK frame - DBK mesh; SHW frame - DGM mesh; FOG frame - DST mesh; IVC Frame - DCL Mesh).
- Task chairs with multi-tilter and weight sensing synchro-tilter mechanisms are standard with a 2.5" adjustable sliding seat depth.
- Arm and armless models are available. Models with arms are standard with fixed, P-style arms. Adjustable height arms with either (2D) arms with front/back sliding armcap or (4D) arms with front/ back/side sliding and rotating armcaps are available, see upcharges. Black and Shadow frames receive color matching arms and armcaps. Cloud frames receive color matching arms with Fog armcaps. Fog frame height adjustable arms match the frame with Shadow armcap, height control button and accent trim.
- An adjustable lumbar support is available on mesh back models, see upcharge. Lumbar adjusts up/ down and coordinates with frame finish (Black with BLK; Cloud with IVC; Shadow with SHW and FOG).
- All models are available with a color matching nylon five prong base or chrome base (with upcharge).
- Casters are available for carpet (type C82) or hard surface flooring (type C82R, see upcharge) and coordinate with base finish. Black or Shadow bases have Black casters. Cloud and Fog bases have Fog casters. Aluminum bases receive Black casters.
- Upholstery options: fabric, coated textile or leather. Coated textiles and leather seats will include perimeter stitch detail.
- To calculate pricing for mesh back models, start with the model base price and add the appropriate seat textile grade upcharge.
- For upholstered back models, two textiles (inside back and seat textiles) may be selected. For pricing, start with the model base price shown and add the appropriate grade upcharges for the inside back textile and the seat textile. The Blended Textile Matrix does not apply to this series.
- Weight capacity is 300 lbs.






### OPTIONAL FEATURES






Please add option codes in the following order:






- **Model number**  
Specify model number
- **Mesh Finish** (mesh back models)
  - (D50) Digital Mesh Red
  - (D51) Digital Mesh Blue
  - (D52) Digital Mesh Navy
  - (D53) Digital Mesh Shadow
  - (D54) Digital Mesh Fog
  - (D55) Digital Mesh Black
  - (DBK) Dimension Mesh Black
  - (DST) Dimension Mesh Fog
  - (DCL) Dimension Mesh Chalk
  - (DGM) Dimension Mesh Shadow
  - (DCH) Dimension Mesh Charcoal
  - (DSD) Dimension Mesh Sand
  - (DPB) Dimension Mesh Pool Blue
- **Inside back textile** (upholstered back models, outer back mesh matches frame finish). Specify textile code. See model grade upcharges.
- **Seat textile**  
Specify textile code. See model grade upcharges.
- **Frame finish**
  - (BLK) Black
  - (SHW) Shadow. Add \$81
  - (FOG) Fog. Add \$81
  - (IVC) Cloud. Add \$81
- **Arm Type** (armed models only, see notes for color matching)
  - (FP) Fixed P Arm. No charge.
  - (2D) Height adjustable with depth sliding armcap. Add \$50.
  - (4D) Height adjustable with width, depth and rotating sliding armcap. Add \$70.
- **Base type**
  - (B7) Nylon base (color matches frame).
  - (A7) Polished aluminum base. Add \$177
- **Caster type**
  - (C82) 2.5" casters for carpet
  - (C82R) 2.5" casters for most hard surfaces. Add \$100
- **Lumbar** (mesh back models)
  - (NAL) No lumbar
  - (ADL) Adjustable lumbar. Add \$51
- **Moisture Barrier** (seat)
  - (NB) No moisture barrier
  - (MB) Moisture barrier. Add \$107


### EXAMPLE NOETIC ORDER CODE:

|       |             |         |              |          |           |             |        |                  |
|-------|-------------|---------|--------------|----------|-----------|-------------|--------|------------------|
| 6074  | DBK         | FU75    | BLK          | 2D       | B7        | C82         | ADL    | NB               |
| Model | Mesh Finish | Textile | Frame Finish | Arm Type | Base Type | Caster Type | Lumbar | Moisture Barrier |

| DESCRIPTION  | MODEL#/ FEATURES  | STANDARD TEXTILE GRADES   |          |          |                        |          |               |                        |          |   |    |    |    |
|--|---|---------------------------|----------|----------|------------------------|----------|---------------|------------------------|----------|---|----|----|----|
|  |   | 1/COM                     | 2        | 3        | 4                      | 5        | 6             | 7                      | 8        | 9 | 10 | 11 | 12 |
|  <p><b>Mesh Back Chair, Multi-tilter</b><br/>COM Yardage: Seat: 0.75<br/>Freight Class: 150<br/>Product Weight (lbs.): 60<br/>Cubic Feet Per Carton: 10.5</p>                             | <p><b>6070</b> Base Price: \$945<br/>Seat upcharge: +0</p>                          |                           |          |          |                        |          |               |                        |          |   |    |    |    |
|  |   | <b>OVERALL DIMENSIONS</b> |          |          | <b>SEAT DIMENSIONS</b> |          |               | <b>BACK DIMENSIONS</b> |          |   |    |    |    |
|  |   | <b>W</b>                  | <b>D</b> | <b>H</b> | <b>W</b>               | <b>D</b> | <b>H</b>      | <b>W</b>               | <b>H</b> |   |    |    |    |
|  |   | 26                        | 24       | 41.5     | 20                     | 17.5     | 17.5 - 21.5   | 16                     | 22       |   |    |    |    |
|  |   | <b>RTA 2</b> 1 per carton |          |          |                        |          |               |                        |          |   |    |    |    |
|  <p><b>Armless Mesh Back Chair, Multi-tilter</b><br/>COM Yardage: Seat: 0.75<br/>Freight Class: 150<br/>Product Weight (lbs.): 55<br/>Cubic Feet Per Carton: 10.5</p>                     | <p><b>6070NA</b> Base Price: \$862<br/>Seat upcharge: +0</p>                        |                           |          |          |                        |          |               |                        |          |   |    |    |    |
|  |   | <b>OVERALL DIMENSIONS</b> |          |          | <b>SEAT DIMENSIONS</b> |          |               | <b>BACK DIMENSIONS</b> |          |   |    |    |    |
|  |   | <b>W</b>                  | <b>D</b> | <b>H</b> | <b>W</b>               | <b>D</b> | <b>H</b>      | <b>W</b>               | <b>H</b> |   |    |    |    |
|  |   | 20                        | 24       | 41.5     | 20                     | 17.5     | 17.5 - 21.5   | 16                     | 22       |   |    |    |    |
|  |   | <b>RTA 2</b> 1 per carton |          |          |                        |          |               |                        |          |   |    |    |    |
|  <p><b>Upholstered Back Chair, Multi-tilter</b><br/>COM Yardage: Back: .75 ; Seat: .75<br/>Freight Class: 150<br/>Product Weight (lbs.): 60<br/>Cubic Feet Per Carton: 10.5</p>           | <p><b>6071</b> Base Price: \$1132<br/>Back upcharge: +0<br/>Seat upcharge: +0</p>   |                           |          |          |                        |          |               |                        |          |   |    |    |    |
|  |   | <b>OVERALL DIMENSIONS</b> |          |          | <b>SEAT DIMENSIONS</b> |          |               | <b>BACK DIMENSIONS</b> |          |   |    |    |    |
|  |   | <b>W</b>                  | <b>D</b> | <b>H</b> | <b>W</b>               | <b>D</b> | <b>H</b>      | <b>W</b>               | <b>H</b> |   |    |    |    |
|  |   | 26                        | 24       | 41.5     | 20                     | 18.5     | 17.5 - 21.5   | 16                     | 21       |   |    |    |    |
|  |   | <b>RTA 2</b> 1 per carton |          |          |                        |          |               |                        |          |   |    |    |    |
|  <p><b>Armless Upholstered Back Chair, Multi-tilter</b><br/>COM Yardage: Back: .75 ; Seat: .75<br/>Freight Class: 150<br/>Product Weight (lbs.): 55<br/>Cubic Feet Per Carton: 10.5</p> | <p><b>6071NA</b> Base Price: \$1052<br/>Back upcharge: +0<br/>Seat upcharge: +0</p> |                           |          |          |                        |          |               |                        |          |   |    |    |    |
|  |   | <b>OVERALL DIMENSIONS</b> |          |          | <b>SEAT DIMENSIONS</b> |          |               | <b>BACK DIMENSIONS</b> |          |   |    |    |    |
|  |   | <b>W</b>                  | <b>D</b> | <b>H</b> | <b>W</b>               | <b>D</b> | <b>H</b>      | <b>W</b>               | <b>H</b> |   |    |    |    |
|  |   | 20                        | 24       | 41.5     | 20                     | 17       | 17.5 - 21     | 16                     | 21       |   |    |    |    |
|  |   | <b>RTA 2</b> 1 per carton |          |          |                        |          |               |                        |          |   |    |    |    |
|  <p><b>Mesh Back Chair, Task Basic Swivel</b><br/>COM Yardage: Seat: 0.75<br/>Freight Class: 150<br/>Product Weight (lbs.): 44<br/>Cubic Feet Per Carton: 10.5</p>                      | <p><b>6072</b> Base Price: \$861<br/>Seat upcharge: +0</p>                          |                           |          |          |                        |          |               |                        |          |   |    |    |    |
|  |   | <b>OVERALL DIMENSIONS</b> |          |          | <b>SEAT DIMENSIONS</b> |          |               | <b>BACK DIMENSIONS</b> |          |   |    |    |    |
|  |   | <b>W</b>                  | <b>D</b> | <b>H</b> | <b>W</b>               | <b>D</b> | <b>H</b>      | <b>W</b>               | <b>H</b> |   |    |    |    |
|  |   | 26                        | 24       | 41.25    | 20                     | 17       | 16.25 - 20.25 | 16                     | 21       |   |    |    |    |
|  |   | <b>RTA 2</b> 1 per carton |          |          |                        |          |               |                        |          |   |    |    |    |

| DESCRIPTION   | MODEL#/ FEATURES  | STANDARD TEXTILE GRADES |             |                        |             |               |                        |              |              |              |              |              |              |
|---|---|-------------------------|-------------|------------------------|-------------|---------------|------------------------|--------------|--------------|--------------|--------------|--------------|--------------|
|   |   | 1/COM                   | 2           | 3                      | 4           | 5             | 6                      | 7            | 8            | 9            | 10           | 11           | 12           |
|  <p><b>Armless Mesh Back Chair, Task Basic Swivel</b><br/>COM Yardage: Seat: 0.75<br/>Freight Class: 250<br/>Product Weight (lbs.): 39.5<br/>Cubic Feet Per Carton: 10.5</p>                   | <b>6072NA</b> Base Price: \$782<br>Seat upcharge:                   |                         |             |                        |             |               |                        |              |              |              |              |              |              |
|   |   | <b>+0</b>               | <b>\$26</b> | <b>\$46</b>            | <b>\$75</b> | <b>\$117</b>  | <b>\$133</b>           | <b>\$169</b> | <b>\$225</b> | <b>\$267</b> | <b>\$314</b> | <b>\$409</b> | <b>\$510</b> |
|   | <b>OVERALL DIMENSIONS</b>   |                         |             | <b>SEAT DIMENSIONS</b> |             |               | <b>BACK DIMENSIONS</b> |              |              |              |              |              |              |
|   | <b>W</b>  | <b>D</b>                | <b>H</b>    | <b>W</b>               | <b>D</b>    | <b>H</b>      | <b>W</b>               | <b>H</b>     |              |              |              |              |              |
|   | 20  | 24                      | 41.25       | 20                     | 17          | 16.25 - 20.25 | 16                     | 21           |              |              |              |              |              |
|   |   | <b>RTA 2</b>            |             | 1 per carton           |             |               |                        |              |              |              |              |              |              |
|  <p><b>Upholstered Back Chair, Task Basic Swivel</b><br/>COM Yardage: Back: .75 ; Seat: .75<br/>Freight Class: 150<br/>Product Weight (lbs.): 44<br/>Cubic Feet Per Carton: 10.5</p>           | <b>6073</b> Base Price: \$1041<br>Back upcharge:<br>Seat upcharge:  |                         |             |                        |             |               |                        |              |              |              |              |              |              |
|   |   | <b>+0</b>               | <b>\$26</b> | <b>\$46</b>            | <b>\$75</b> | <b>\$117</b>  | <b>\$133</b>           | <b>\$169</b> | <b>\$225</b> | <b>\$267</b> | <b>\$314</b> | <b>\$409</b> | <b>\$510</b> |
|   | <b>OVERALL DIMENSIONS</b>   |                         |             | <b>SEAT DIMENSIONS</b> |             |               | <b>BACK DIMENSIONS</b> |              |              |              |              |              |              |
|   | <b>W</b>  | <b>D</b>                | <b>H</b>    | <b>W</b>               | <b>D</b>    | <b>H</b>      | <b>W</b>               | <b>H</b>     |              |              |              |              |              |
|   | 26  | 24                      | 41.25       | 20                     | 17          | 16.25 - 20.25 | 16                     | 21           |              |              |              |              |              |
|   |   | <b>RTA 2</b>            |             | 1 per carton           |             |               |                        |              |              |              |              |              |              |
|  <p><b>Armless Upholstered Back Chair, Task Basic Swivel</b><br/>COM Yardage: Back: .75 ; Seat: .75<br/>Freight Class: 250<br/>Product Weight (lbs.): 39.5<br/>Cubic Feet Per Carton: 10.5</p> | <b>6073NA</b> Base Price: \$980<br>Back upcharge:<br>Seat upcharge: |                         |             |                        |             |               |                        |              |              |              |              |              |              |
|   |   | <b>+0</b>               | <b>\$26</b> | <b>\$46</b>            | <b>\$75</b> | <b>\$117</b>  | <b>\$133</b>           | <b>\$169</b> | <b>\$225</b> | <b>\$267</b> | <b>\$314</b> | <b>\$409</b> | <b>\$510</b> |
|   | <b>OVERALL DIMENSIONS</b>   |                         |             | <b>SEAT DIMENSIONS</b> |             |               | <b>BACK DIMENSIONS</b> |              |              |              |              |              |              |
|   | <b>W</b>  | <b>D</b>                | <b>H</b>    | <b>W</b>               | <b>D</b>    | <b>H</b>      | <b>W</b>               | <b>H</b>     |              |              |              |              |              |
|   | 20  | 24                      | 41.25       | 20                     | 17          | 16.25 - 20.25 | 16                     | 21           |              |              |              |              |              |
|   |   | <b>RTA 2</b>            |             | 1 per carton           |             |               |                        |              |              |              |              |              |              |
|  <p><b>Mesh Back Chair, Weight Sensing Synchro-tilter</b><br/>COM Yardage: Seat: 0.75<br/>Freight Class: 150<br/>Product Weight (lbs.): 45.5<br/>Cubic Feet Per Carton: 10.5</p>             | <b>6074</b> Base Price: \$915<br>Seat upcharge:                     |                         |             |                        |             |               |                        |              |              |              |              |              |              |
|   |   | <b>+0</b>               | <b>\$26</b> | <b>\$46</b>            | <b>\$75</b> | <b>\$117</b>  | <b>\$133</b>           | <b>\$169</b> | <b>\$225</b> | <b>\$267</b> | <b>\$314</b> | <b>\$409</b> | <b>\$510</b> |
|   | <b>OVERALL DIMENSIONS</b>   |                         |             | <b>SEAT DIMENSIONS</b> |             |               | <b>BACK DIMENSIONS</b> |              |              |              |              |              |              |
|   | <b>W</b>  | <b>D</b>                | <b>H</b>    | <b>W</b>               | <b>D</b>    | <b>H</b>      | <b>W</b>               | <b>H</b>     |              |              |              |              |              |
|   | 26  | 24                      | 40          | 20                     | 17.5        | 17 - 21       | 16                     | 21           |              |              |              |              |              |
|   |   | <b>RTA 2</b>            |             | 1 per carton           |             |               |                        |              |              |              |              |              |              |
|  <p><b>Armless Mesh Back Chair, Weight Sensing Synchro-tilter</b><br/>COM Yardage: Seat: 0.75<br/>Freight Class: 150<br/>Product Weight (lbs.): 54<br/>Cubic Feet Per Carton: 10.5</p>       | <b>6074NA</b> Base Price: \$842<br>Seat upcharge:                   |                         |             |                        |             |               |                        |              |              |              |              |              |              |
|   |   | <b>+0</b>               | <b>\$26</b> | <b>\$46</b>            | <b>\$75</b> | <b>\$117</b>  | <b>\$133</b>           | <b>\$169</b> | <b>\$225</b> | <b>\$267</b> | <b>\$314</b> | <b>\$409</b> | <b>\$510</b> |
|   | <b>OVERALL DIMENSIONS</b>   |                         |             | <b>SEAT DIMENSIONS</b> |             |               | <b>BACK DIMENSIONS</b> |              |              |              |              |              |              |
|   | <b>W</b>  | <b>D</b>                | <b>H</b>    | <b>W</b>               | <b>D</b>    | <b>H</b>      | <b>W</b>               | <b>H</b>     |              |              |              |              |              |
|   | 20  | 24                      | 40          | 20                     | 17.5        | 17 - 21       | 16                     | 21           |              |              |              |              |              |
|   |   | <b>RTA 2</b>            |             | 1 per carton           |             |               |                        |              |              |              |              |              |              |

| DESCRIPTION   | MODEL#/ FEATURES          | STANDARD TEXTILE GRADES |        |                        |      |       |                        |       |       |       |       |       |       |
|---|---------------------------|-------------------------|--------|------------------------|------|-------|------------------------|-------|-------|-------|-------|-------|-------|
|   |                           | 1/COM                   | 2      | 3                      | 4    | 5     | 6                      | 7     | 8     | 9     | 10    | 11    | 12    |
|  <p><b>Upholstered Back Chair, Weight Sensing Synchro-tilter</b><br/>COM Yardage: Back: .75 ; Seat: .75<br/>Freight Class: 150<br/>Product Weight (lbs.): 44.5<br/>Cubic Feet Per Carton: 10.5</p>       | <b>6075</b>               | Base Price:             | \$1096 |                        |      |       |                        |       |       |       |       |       |       |
|   |                           | Back upcharge:          | +0     | \$26                   | \$46 | \$75  | \$117                  | \$133 | \$169 | \$225 | \$267 | \$314 | \$409 |
|   | Seat upcharge:            | +0                      | \$26   | \$46                   | \$75 | \$117 | \$133                  | \$169 | \$225 | \$267 | \$314 | \$409 | \$510 |
|   | <b>OVERALL DIMENSIONS</b> |                         |        | <b>SEAT DIMENSIONS</b> |      |       | <b>BACK DIMENSIONS</b> |       |       |       |       |       |       |
|   | W D H                     |                         |        | W D H                  |      |       | W H                    |       |       |       |       |       |       |
|   | 26 24 40                  |                         |        | 20 17.5 17 - 21        |      |       | 16 21                  |       |       |       |       |       |       |
| <b>RTA 2</b> 1 per carton   |                           |                         |        |                        |      |       |                        |       |       |       |       |       |       |
|  <p><b>Armless Upholstered Back Chair, Weight Sensing Synchro-tilter</b><br/>COM Yardage: Back: .75 ; Seat: .75<br/>Freight Class: 150<br/>Product Weight (lbs.): 54<br/>Cubic Feet Per Carton: 10.5</p> | <b>6075NA</b>             | Base Price:             | \$1039 |                        |      |       |                        |       |       |       |       |       |       |
|   |                           | Back upcharge:          | +0     | \$26                   | \$46 | \$75  | \$117                  | \$133 | \$169 | \$225 | \$267 | \$314 | \$409 |
|   | Seat upcharge:            | +0                      | \$26   | \$46                   | \$75 | \$117 | \$133                  | \$169 | \$225 | \$267 | \$314 | \$409 | \$510 |
|   | <b>OVERALL DIMENSIONS</b> |                         |        | <b>SEAT DIMENSIONS</b> |      |       | <b>BACK DIMENSIONS</b> |       |       |       |       |       |       |
|   | W D H                     |                         |        | W D H                  |      |       | W H                    |       |       |       |       |       |       |
|   | 20 24 40                  |                         |        | 20 17.5 17 - 21        |      |       | 16 21                  |       |       |       |       |       |       |
| <b>RTA 2</b> 1 per carton   |                           |                         |        |                        |      |       |                        |       |       |       |       |       |       |
|  <p><b>Mesh Back Height Adjustable Stool</b><br/>COM Yardage: Seat: 0.75<br/>Freight Class: 150<br/>Product Weight (lbs.): 49<br/>Cubic Feet Per Carton: 10.5</p>                                       | <b>6076</b>               | Base Price:             | \$1041 |                        |      |       |                        |       |       |       |       |       |       |
|   |                           | Seat upcharge:          | +0     | \$26                   | \$46 | \$75  | \$117                  | \$133 | \$169 | \$225 | \$267 | \$314 | \$409 |
|   | <b>OVERALL DIMENSIONS</b> |                         |        | <b>SEAT DIMENSIONS</b> |      |       | <b>BACK DIMENSIONS</b> |       |       |       |       |       |       |
|   | W D H                     |                         |        | W D H                  |      |       | W H                    |       |       |       |       |       |       |
|   | 26 24 51                  |                         |        | 20 17.5 25 - 35        |      |       | 16 21                  |       |       |       |       |       |       |
|   | <b>RTA 2</b> 1 per carton |                         |        |                        |      |       |                        |       |       |       |       |       |       |
|  <p><b>Armless Mesh Back Height Adjustable stool</b><br/>COM Yardage: Seat: 0.75<br/>Freight Class: 150<br/>Product Weight (lbs.): 45<br/>Cubic Feet Per Carton: 10.5</p>                              | <b>6076NA</b>             | Base Price:             | \$947  |                        |      |       |                        |       |       |       |       |       |       |
|   |                           | Seat upcharge:          | +0     | \$26                   | \$46 | \$75  | \$117                  | \$133 | \$169 | \$225 | \$267 | \$314 | \$409 |
|   | <b>OVERALL DIMENSIONS</b> |                         |        | <b>SEAT DIMENSIONS</b> |      |       | <b>BACK DIMENSIONS</b> |       |       |       |       |       |       |
|   | W D H                     |                         |        | W D H                  |      |       | W H                    |       |       |       |       |       |       |
|   | 20 24 51                  |                         |        | 20 17.5 25 - 35        |      |       | 16 21                  |       |       |       |       |       |       |
|   | <b>RTA 2</b> 1 per carton |                         |        |                        |      |       |                        |       |       |       |       |       |       |
|  <p><b>Upholstered Back Height Adjustable Stool</b><br/>COM Yardage: Back: .75 ; Seat: .75<br/>Freight Class: 150<br/>Product Weight (lbs.): 49.5<br/>Cubic Feet Per Carton: 10.5</p>                  | <b>6077</b>               | Base Price:             | \$1221 |                        |      |       |                        |       |       |       |       |       |       |
|   |                           | Back upcharge:          | +0     | \$26                   | \$46 | \$75  | \$117                  | \$133 | \$169 | \$225 | \$267 | \$314 | \$409 |
|   | Seat upcharge:            | +0                      | \$26   | \$46                   | \$75 | \$117 | \$133                  | \$169 | \$225 | \$267 | \$314 | \$409 | \$510 |
|   | <b>OVERALL DIMENSIONS</b> |                         |        | <b>SEAT DIMENSIONS</b> |      |       | <b>BACK DIMENSIONS</b> |       |       |       |       |       |       |
|   | W D H                     |                         |        | W D H                  |      |       | W H                    |       |       |       |       |       |       |
|   | 26 24 51                  |                         |        | 20 17 25 - 35          |      |       | 16 21                  |       |       |       |       |       |       |
| <b>RTA 2</b> 1 per carton   |                           |                         |        |                        |      |       |                        |       |       |       |       |       |       |

| DESCRIPTION  | MODEL#/ FEATURES | STANDARD TEXTILE GRADES |                           |                        |              |              |                        |              |              |              |              |              |              |              |
|--|------------------|-------------------------|---------------------------|------------------------|--------------|--------------|------------------------|--------------|--------------|--------------|--------------|--------------|--------------|--------------|
|  |                  | 1/COM                   | 2                         | 3                      | 4            | 5            | 6                      | 7            | 8            | 9            | 10           | 11           | 12           |              |
|  <p><b>Armless Upholstered Back Height Adjustable Stool</b><br/>                     COM Yardage: Back: .75 ; Seat: .75<br/>                     Freight Class: 150<br/>                     Product Weight (lbs.): 46<br/>                     Cubic Feet Per Carton: 10.5</p> | <b>6077NA</b>    | Base Price:             | \$1138                    |                        |              |              |                        |              |              |              |              |              |              |              |
|  |                  | Back upcharge:          | <b>+0</b>                 | <b>\$26</b>            | <b>\$46</b>  | <b>\$75</b>  | <b>\$117</b>           | <b>\$133</b> | <b>\$169</b> | <b>\$225</b> | <b>\$267</b> | <b>\$314</b> | <b>\$409</b> | <b>\$510</b> |
|  |                  | Seat upcharge:          | <b>+0</b>                 | <b>\$26</b>            | <b>\$46</b>  | <b>\$75</b>  | <b>\$117</b>           | <b>\$133</b> | <b>\$169</b> | <b>\$225</b> | <b>\$267</b> | <b>\$314</b> | <b>\$409</b> | <b>\$510</b> |
|  |                  |                         | <b>OVERALL DIMENSIONS</b> | <b>SEAT DIMENSIONS</b> |              |              | <b>BACK DIMENSIONS</b> |              |              |              |              |              |              |              |
|  |                  |                         | <b>W</b>                  | <b>D</b>               | <b>H</b>     | <b>W</b>     | <b>D</b>               | <b>H</b>     | <b>W</b>     | <b>H</b>     |              |              |              |              |
|  |                  | 20                      | 24                        | 51                     | 20           | 17           | 25 - 35                | 16           | 21           |              |              |              |              |              |
|  |                  |                         |                           |                        | <b>RTA 2</b> | 1 per carton |                        |              |              |              |              |              |              |              |

## NOVELLO

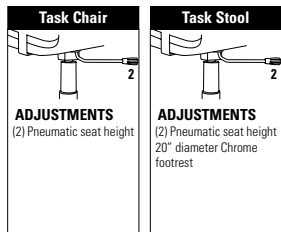


Novello is offered in three frame finishes: Black, Fog and Ivory Cloud.



Model 6402PB

### STANDARD MECHANISMS



Ergonomic Features:  
C, M

Ergonomic Features:  
C, M

### STANDARD FEATURES

- A revolutionary new task chair that can go anywhere - it requires no adjustments and provides exceptional comfort for any size user.
- Novello features a special polymer shell that flexes, allowing the seat to glide smoothly on a concealed track system. It is strong and durable, with clean lines and offers effective support.
- Chairs are molded with one-piece flexible shells; available in Black (BK), Fog (FG) or Cloud (IC). Black is the base list price.
- Chairs with Black shells are standard with five prong, injection molded, fiberglass reinforced nylon Black base (B5) with (C82) dual wheel carpet casters.
- Chairs with Fog or Cloud shells are standard with a five prong, polished cast aluminum base with Black accents (BA) and black (C82) dual wheel carpet casters.
- Fog and Cloud chairs and Black models with an aluminum base come with a chrome gas cylinder.
- All models with arms are standard with Black armcaps.
- Standard with Global's high quality Soft Descent™ pneumatic lift which slowly and gently lowers the seat height of the chair making it easy to obtain the exact seat height you desire.
- Check textile availability prior to specifying upholstery material.
- Pedestal base models are offered on with Tilter mechanisms only. These models provide fixed location seating for use in auditoriums, classrooms, jury boxes, public venues and more. The base must be mounted to the floor (mounting hardware not included). See Pedestal Base Installation Guide for details.

### OPTIONAL FEATURES

- There are no arm options for this series.
- For Additional caster options, please refer to the Arm and Caster section.
- Optional casters may be priced higher than the standard casters for your chair and the difference will be charged. Lower priced optional casters will not be credited.
- Please refer to "Cylinder Selection" section of the price book for additional cylinder options.
- Pedestal Base models have black bases with 2" height adjust cylinders. Specify (SCC) swivel, auto return to max height (no upcharge); (SN) non-swivel, auto return to max height (Add \$23; or (SC) swivel, self-centering and return to max height (Add \$35).


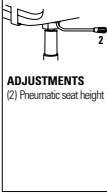

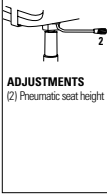



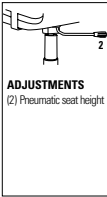

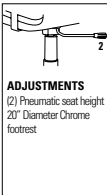
### OPTION CODES


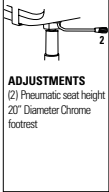

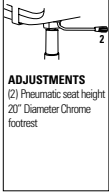

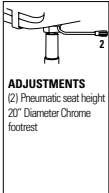
Please Add option codes in the following order:


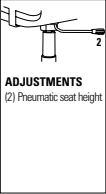

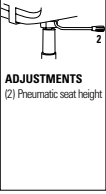
- **Model Number**
  - 6400 Chair with arms
  - 6401 Chair, armless
  - 6402 Chair with arms, fully upholstered
  - 6403 Chair, armless, fully upholstered
  - 6410 Stool with arms
  - 6411 Stool, armless
  - 6412 Stool with arms, fully upholstered
  - 6413 Stool, armless, fully upholstered
- **Fabric**  
Specify fabric code
- **Shell/arm color**
  - (BK) Black shell ..... **No Upcharge**
  - (FG) Fog shell ..... **Add \$36**
  - (IC) Cloud shell ..... **Add \$36**
- **Armcaps (No Upcharge)**
  - (BP) Black self-skinned urethane.
  - (FP) Fog self-skinned urethane.
  - (CP) Cloud self-skinned urethane.
- **Base**
  - (BB5) Black nylon base ..... **No Upcharge**
  - (FB5) Fog nylon base ..... **Add \$50**
  - (CB5) Cloud nylon base ..... **Add \$50**
  - (BBA) Polished aluminum w/Black accent ..... **Add \$81**
  - (FBA) Polished aluminum w/Fog accent ..... **Add \$81**
  - (CBA) Polished aluminum w/Cloud accent ..... **Add \$81**
- **Adjustable Footring (stool models)**
  - (R3) Black footring ..... **No Upcharge**
- **Casters**
  - (C82) Black dual wheel carpet casters ..... **No Upcharge**
  - (C82R) Black dual wheel hard floor casters ..... **Add \$104**
  - (C82F) Fog dual wheel carpet casters ..... **No Upcharge**
  - (C82FR) Fog dual wheel hard floor casters ..... **Add \$104**
- **Seat foam**
  - (SF) Standard foam ..... **No Upcharge**
  - (PF) Extra plush cushion ..... **No Upcharge**
- **Chair Assembly**
  - (SU) Assembled in Box ..... **\$81**
- **Cylinder (for Pedestal Base)**
  - (SH) Swivel, auto return turn to max height
  - (SN) Non-swivel, auto return turn to max height. **Add \$23**
  - (SC) Swivel, self-centering and return to max height. **Add \$35**

### EXAMPLE OF ORDER CODE:

|              |        |            |         |      |          |         |                |
|--------------|--------|------------|---------|------|----------|---------|----------------|
| 6400BK       | WA50   | EG         | BK      | AL   | R3       | C9R     | SU             |
| Model Number | Fabric | Shell/Arms | Armcaps | Base | Footring | Casters | Chair Assembly |

| DESCRIPTION   | FEATURES   | MODEL#      | STANDARD TEXTILE GRADES   |              |            |                        |          |           |                        |          |      |          |          |      |
|---|--|-------------|---------------------------|--------------|------------|------------------------|----------|-----------|------------------------|----------|------|----------|----------|------|
|   |  |             | 1                         | 2            | 3          | 4                      | 5        | 6         | 7                      | 8        | 9    | 10       | 11       | 12   |
|  <p><b>Task Chair w/Arms</b><br/>COM Yardage: 0.75<br/>Freight Class: 150<br/>Product Weight (lbs.): 40<br/>Cubic Feet Per Carton: 8.25</p>    |  <p><b>ADJUSTMENTS</b><br/>(2) Pneumatic seat height</p>                                    | <b>6400</b> | 1060                      | 1096         | 1122       | 1158                   | 1210     | 1228      | 1277                   | 1363     | 1405 | 1487     | 1595     | 1734 |
|   |  |             | <b>OVERALL DIMENSIONS</b> |              |            | <b>SEAT DIMENSIONS</b> |          |           | <b>BACK DIMENSIONS</b> |          |      |          |          |      |
|   |  |             | <b>W</b>                  | <b>D</b>     | <b>H</b>   | <b>W</b>               | <b>D</b> | <b>H</b>  | <b>W</b>               | <b>H</b> |      | <b>W</b> | <b>H</b> |      |
|   |  |             | 25                        | 22           | 36         | 18.5                   | 18       | 16.5-21.5 | 20.5                   | 18.5     |      |          |          |      |
|   |  |             | <b>RTA 2</b>              | <b>FedEx</b> | <b>ups</b> |                        |          |           |                        |          |      |          |          |      |
|  <p><b>Armless Task Chair</b><br/>COM Yardage: 0.75<br/>Freight Class: 150<br/>Product Weight (lbs.): 35<br/>Cubic Feet Per Carton: 6.75</p>   |  <p><b>ADJUSTMENTS</b><br/>(2) Pneumatic seat height</p>                                    | <b>6401</b> | 959                       | 995          | 1019       | 1053                   | 1104     | 1127      | 1176                   | 1248     | 1304 | 1368     | 1495     | 1635 |
|   |  |             | <b>OVERALL DIMENSIONS</b> |              |            | <b>SEAT DIMENSIONS</b> |          |           | <b>BACK DIMENSIONS</b> |          |      |          |          |      |
|   |  |             | <b>W</b>                  | <b>D</b>     | <b>H</b>   | <b>W</b>               | <b>D</b> | <b>H</b>  | <b>W</b>               | <b>H</b> |      | <b>W</b> | <b>H</b> |      |
|   |  |             | 21.5                      | 22           | 36         | 18.5                   | 18       | 16.5-21.5 | 20.5                   | 18.5     |      |          |          |      |
|   |  |             | <b>RTA 2</b>              | <b>FedEx</b> | <b>ups</b> |                        |          |           |                        |          |      |          |          |      |
|  <p><b>Task Chair w/Arms</b><br/>COM Yardage: 0.75<br/>Freight Class: 150<br/>Product Weight (lbs.): 40<br/>Cubic Feet Per Carton: 8.25</p>   |  <p><b>ADJUSTMENTS</b><br/>(2) Pneumatic seat height</p>                                   | <b>6402</b> | 1145                      | 1180         | 1205       | 1239                   | 1290     | 1313      | 1362                   | 1434     | 1490 | 1554     | 1681     | 1821 |
|   |  |             | <b>OVERALL DIMENSIONS</b> |              |            | <b>SEAT DIMENSIONS</b> |          |           | <b>BACK DIMENSIONS</b> |          |      |          |          |      |
|   |  |             | <b>W</b>                  | <b>D</b>     | <b>H</b>   | <b>W</b>               | <b>D</b> | <b>H</b>  | <b>W</b>               | <b>H</b> |      | <b>W</b> | <b>H</b> |      |
|   |  |             | 25                        | 22           | 36         | 18.5                   | 17.5     | 16.5-21.5 | 20.5                   | 18.5     |      |          |          |      |
|   |  |             | <b>RTA 2</b>              | <b>FedEx</b> | <b>ups</b> |                        |          |           |                        |          |      |          |          |      |
|  <p><b>Armless Task Chair</b><br/>COM Yardage: 0.75<br/>Freight Class: 150<br/>Product Weight (lbs.): 37<br/>Cubic Feet Per Carton: 6.75</p> |  <p><b>ADJUSTMENTS</b><br/>(2) Pneumatic seat height</p>                                  | <b>6403</b> | 1053                      | 1090         | 1115       | 1148                   | 1199     | 1222      | 1271                   | 1343     | 1400 | 1463     | 1592     | 1730 |
|   |  |             | <b>OVERALL DIMENSIONS</b> |              |            | <b>SEAT DIMENSIONS</b> |          |           | <b>BACK DIMENSIONS</b> |          |      |          |          |      |
|   |  |             | <b>W</b>                  | <b>D</b>     | <b>H</b>   | <b>W</b>               | <b>D</b> | <b>H</b>  | <b>W</b>               | <b>H</b> |      | <b>W</b> | <b>H</b> |      |
|   |  |             | 21.5                      | 22           | 36         | 18.5                   | 17.5     | 16.5-21.5 | 20.5                   | 18.5     |      |          |          |      |
|   |  |             | <b>RTA 2</b>              | <b>FedEx</b> | <b>ups</b> |                        |          |           |                        |          |      |          |          |      |
|  <p><b>Task Stool w/Arms</b><br/>COM Yardage: 0.75<br/>Freight Class: 150<br/>Product Weight (lbs.): 44<br/>Cubic Feet Per Carton: 8.25</p>  |  <p><b>ADJUSTMENTS</b><br/>(2) Pneumatic seat height<br/>20" Diameter Chrome footrest</p> | <b>6410</b> | 1217                      | 1254         | 1279       | 1312                   | 1363     | 1386      | 1435                   | 1507     | 1564 | 1627     | 1756     | 1894 |
|   |  |             | <b>OVERALL DIMENSIONS</b> |              |            | <b>SEAT DIMENSIONS</b> |          |           | <b>BACK DIMENSIONS</b> |          |      |          |          |      |
|   |  |             | <b>W</b>                  | <b>D</b>     | <b>H</b>   | <b>W</b>               | <b>D</b> | <b>H</b>  | <b>W</b>               | <b>H</b> |      | <b>W</b> | <b>H</b> |      |
|   |  |             | 25                        | 22           | 46         | 18.5                   | 18       | 24-34     | 20.5                   | 18.5     |      |          |          |      |
|   |  |             | <b>RTA 2</b>              | <b>FedEx</b> | <b>ups</b> |                        |          |           |                        |          |      |          |          |      |

| DESCRIPTION  | FEATURES   | MODEL#                    | STANDARD TEXTILE GRADES |              |                        |          |          |                        |          |      |      |      |      |      |  |
|--|--|---------------------------|-------------------------|--------------|------------------------|----------|----------|------------------------|----------|------|------|------|------|------|--|
|  |  |                           | 1                       | 2            | 3                      | 4        | 5        | 6                      | 7        | 8    | 9    | 10   | 11   | 12   |  |
|  <p><b>Armless Task Stool</b><br/>COM Yardage: 0.75<br/>Freight Class: 150<br/>Product Weight (lbs.): 39<br/>Cubic Feet Per Carton: 8.25</p>  |  <p><b>ADJUSTMENTS</b><br/>(2) Pneumatic seat height<br/>20" Diameter Chrome footrest</p> <p>Upholstered seat/<br/>Polypropylene back</p> <p>Ergonomic Features:<br/>C, M</p> | <b>6411</b>               | 1115                    | 1151         | 1175                   | 1209     | 1260     | 1283                   | 1332     | 1404 | 1460 | 1524 | 1651 | 1791 |  |
|  |  | <b>OVERALL DIMENSIONS</b> |                         |              | <b>SEAT DIMENSIONS</b> |          |          | <b>BACK DIMENSIONS</b> |          |      |      |      |      |      |  |
|  |  | <b>W</b>                  | <b>D</b>                | <b>H</b>     | <b>W</b>               | <b>D</b> | <b>H</b> | <b>W</b>               | <b>H</b> |      |      |      |      |      |  |
|  |  | 25                        | 21.5                    | 46           | 18.5                   | 17.5     | 24-34    | 20.5                   | 18.5     |      |      |      |      |      |  |
|  |  |                           | <b>RTA 2</b>            | <b>FedEx</b> | <b>ups</b>             |          |          |                        |          |      |      |      |      |      |  |
|  <p><b>Task Stool w/Arms</b><br/>COM Yardage: 0.75<br/>Freight Class: 150<br/>Product Weight (lbs.): 46<br/>Cubic Feet Per Carton: 8.25</p>   |  <p><b>ADJUSTMENTS</b><br/>(2) Pneumatic seat height<br/>20" Diameter Chrome footrest</p> <p>Upholstered seat &amp; back</p> <p>Ergonomic Features:<br/>C, M</p>              | <b>6412</b>               | 1302                    | 1338         | 1364                   | 1400     | 1452     | 1470                   | 1519     | 1605 | 1644 | 1728 | 1837 | 1976 |  |
|  |  | <b>OVERALL DIMENSIONS</b> |                         |              | <b>SEAT DIMENSIONS</b> |          |          | <b>BACK DIMENSIONS</b> |          |      |      |      |      |      |  |
|  |  | <b>W</b>                  | <b>D</b>                | <b>H</b>     | <b>W</b>               | <b>D</b> | <b>H</b> | <b>W</b>               | <b>H</b> |      |      |      |      |      |  |
|  |  | 25                        | 22                      | 46           | 18.5                   | 18       | 24-34    | 20.5                   | 18.5     |      |      |      |      |      |  |
|  |  |                           | <b>RTA 2</b>            | <b>FedEx</b> | <b>ups</b>             |          |          |                        |          |      |      |      |      |      |  |
|  <p><b>Armless Task Stool</b><br/>COM Yardage: 0.75<br/>Freight Class: 150<br/>Product Weight (lbs.): 39<br/>Cubic Feet Per Carton: 8.25</p> |  <p><b>ADJUSTMENTS</b><br/>(2) Pneumatic seat height<br/>20" Diameter Chrome footrest</p> <p>Upholstered seat &amp; back</p> <p>Ergonomic Features:<br/>C, M</p>             | <b>6413</b>               | 1201                    | 1237         | 1261                   | 1295     | 1346     | 1369                   | 1418     | 1490 | 1546 | 1610 | 1737 | 1877 |  |
|  |  | <b>OVERALL DIMENSIONS</b> |                         |              | <b>SEAT DIMENSIONS</b> |          |          | <b>BACK DIMENSIONS</b> |          |      |      |      |      |      |  |
|  |  | <b>W</b>                  | <b>D</b>                | <b>H</b>     | <b>W</b>               | <b>D</b> | <b>H</b> | <b>W</b>               | <b>H</b> |      |      |      |      |      |  |
|  |  | 25                        | 21.5                    | 46           | 18.5                   | 18       | 24-34    | 20.5                   | 18.5     |      |      |      |      |      |  |
|  |  |                           | <b>RTA 2</b>            | <b>FedEx</b> | <b>ups</b>             |          |          |                        |          |      |      |      |      |      |  |

| DESCRIPTION   | FEATURES   | MODEL#        | STANDARD TEXTILE GRADES   |              |            |                        |          |           |                        |          |      |      |      |      |
|---|--|---------------|---------------------------|--------------|------------|------------------------|----------|-----------|------------------------|----------|------|------|------|------|
|   |  |               | 1                         | 2            | 3          | 4                      | 5        | 6         | 7                      | 8        | 9    | 10   | 11   | 12   |
|  <p><b>Task Chair w/Arms with Pedestal Base</b><br/>                     COM Yardage: 0.75<br/>                     Freight Class: 150<br/>                     Product Weight (lbs.): 44<br/>                     Cubic Feet Per Carton: 8.25</p> |  <p><b>ADJUSTMENTS</b><br/>                     (2) Pneumatic seat height</p> | <b>6402PB</b> | 1390                      | 1418         | 1440       | 1470                   | 1515     | 1535      | 1575                   | 1638     | 1687 | 1742 | 1853 | 1972 |
|   |  |               | <b>OVERALL DIMENSIONS</b> |              |            | <b>SEAT DIMENSIONS</b> |          |           | <b>BACK DIMENSIONS</b> |          |      |      |      |      |
|   |  |               | <b>W</b>                  | <b>D</b>     | <b>H</b>   | <b>W</b>               | <b>D</b> | <b>H</b>  | <b>W</b>               | <b>H</b> |      |      |      |      |
|   |  |               | 25                        | 22           | 34         | 18.5                   | 17.5     | 16.5-21.5 | 20.5                   | 18.5     |      |      |      |      |
|   |  |               | <b>RTA 2</b>              | <b>FedEx</b> | <b>UPS</b> |                        |          |           |                        |          |      |      |      |      |
|  <p><b>Armless Task Chair</b><br/>                     COM Yardage: 0.75<br/>                     Freight Class: 125<br/>                     Product Weight (lbs.): 41<br/>                     Cubic Feet Per Carton: 6.75</p>                   |  <p><b>ADJUSTMENTS</b><br/>                     (2) Pneumatic seat height</p> | <b>6403PB</b> | 1298                      | 1326         | 1348       | 1379                   | 1423     | 1444      | 1485                   | 1547     | 1596 | 1651 | 1764 | 1882 |
|   |  |               | <b>OVERALL DIMENSIONS</b> |              |            | <b>SEAT DIMENSIONS</b> |          |           | <b>BACK DIMENSIONS</b> |          |      |      |      |      |
|   |  |               | <b>W</b>                  | <b>D</b>     | <b>H</b>   | <b>W</b>               | <b>D</b> | <b>H</b>  | <b>W</b>               | <b>H</b> |      |      |      |      |
|   |  |               | 21.5                      | 22           | 34         | 18.5                   | 17.5     | 16.5-21.5 | 20.5                   | 18.5     |      |      |      |      |
|   |  |               | <b>RTA 2</b>              | <b>FedEx</b> | <b>UPS</b> |                        |          |           |                        |          |      |      |      |      |

OBUSFORME® COMFORT



model 1240-3



model 1241-3



**Memory Foam**  
Available, use code "MF" and Add \$124.



model 1261-3

STANDARD FEATURES

- ObusForme Comfort is recommended by chiropractors worldwide.
- Features a new elastomeric back support system that provides impressive, comfortable support with no pressure points along the spine.
- Height, width and depth adjustable (**G3**) arms with self-skinned urethane (SSU) arm pads. Armcaps articulate inwards 30°
- Five prong, injection molded, fiberglass reinforced nylon Black spider base with dual wheel carpet casters (**C65**).
- Standard seat foam is a dual cushion with a soft top layer and a firmly supportive lower layer.
- Side activated sliding seat depth adjustment is standard on multi-tilters.
- Schukra™ depth adjustable lumbar support for personalized back support and comfort is standard on select models.
- Vari-Width (**WA**) width adjustable arm extensions are standard when chair is ordered with adjustable arms. Allows the arms to move away from the seat by 2" on each side to allow space if desired for broader hip widths.
- All models are shipped partially KD.
- Check textile availability prior to specifying upholstery material.

- "P" petite seat models have a seat that is 0.75" shallower and 1.5" narrower than the standard seat.
- Petite seats have the same list prices as standard models.

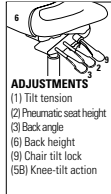
OPTIONAL FEATURES

- Optional Memory Foam (**MF**) seats are available. This slow release foam molds to your contour and evenly distributes body weight. Please specify. Add \$124.
- An optional Polished Aluminum base with scuff resistant tips is available. Please specify (**ALU**). Add \$177
- Please refer to the "Casters Selection" section of the price book for caster options. Optional casters may be priced higher than the standard casters for your chair and the difference will be charged. Lower priced optional casters will not be credited.
- Please refer to "Cylinder Selection" section of the price book for additional cylinder options.
- Please specify **C65R** for hard surface flooring. Add \$78
- For fully assembled in box, please **SU**. Add \$81.

DESCRIPTION FEATURES MODEL# STANDARD TEXTILE GRADES



**HB Knee - Tilter**  
COM Yardage: 2.25  
Freight Class: 125  
Product Weight (lbs.): 67  
Cubic Feet Per Carton: 11



**ADJUSTMENTS**  
(1) Tilt tension  
(2) Pneumatic seat height  
(3) Back angle  
(6) Back height  
(9) Chair tilt lock  
(5B) Knee-tilt action

Ergonomic Features:  
A, B, C, D, E, G, H, J, M, N, Q, R, U

| MODEL# | 1 | 2 | 3 | 4 | 5 | 6 | 7 | 8 | 9 | 10 | 11 | 12 |
|--------|---|---|---|---|---|---|---|---|---|----|----|----|
|--------|---|---|---|---|---|---|---|---|---|----|----|----|

|               |        |        |        |        |        |        |        |        |        |        |        |        |
|---------------|--------|--------|--------|--------|--------|--------|--------|--------|--------|--------|--------|--------|
| <b>1240-2</b> | \$1527 | \$1625 | \$1698 | \$1808 | \$1966 | \$2024 | \$2163 | \$2426 | \$2551 | \$2795 | \$3128 | \$3540 |
|---------------|--------|--------|--------|--------|--------|--------|--------|--------|--------|--------|--------|--------|

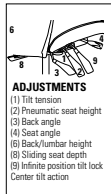
| OVERALL DIMENSIONS |   |   | SEAT DIMENSIONS |   |   | BACK DIMENSIONS |   |  |
|--------------------|---|---|-----------------|---|---|-----------------|---|--|
| W                  | D | H | W               | D | H | W               | H |  |

|    |    |      |    |         |           |    |      |
|----|----|------|----|---------|-----------|----|------|
| 26 | 25 | 48.5 | 21 | 17.5-20 | 16.5-20.5 | 19 | 27.5 |
|----|----|------|----|---------|-----------|----|------|

RTA 2 FedEx UPS



**HB Multi - Tilter**  
COM Yardage: 2.25  
Freight Class: 125  
Product Weight (lbs.): 69  
Cubic Feet Per Carton: 11



**ADJUSTMENTS**  
(1) Tilt tension  
(2) Pneumatic seat height  
(3) Back angle  
(4) Seat angle  
(6) Back/lumbar height  
(8) Sliding seat depth  
(9) Infinite position tilt lock  
Center tilt action

Ergonomic Features:  
A, B, C, D, E, F, G, H, M, N, Q, R, S, U

| MODEL# | 1 | 2 | 3 | 4 | 5 | 6 | 7 | 8 | 9 | 10 | 11 | 12 |
|--------|---|---|---|---|---|---|---|---|---|----|----|----|
|--------|---|---|---|---|---|---|---|---|---|----|----|----|

|               |        |        |        |        |        |        |        |        |        |        |        |        |
|---------------|--------|--------|--------|--------|--------|--------|--------|--------|--------|--------|--------|--------|
| <b>1240-3</b> | \$1304 | \$1402 | \$1475 | \$1585 | \$1743 | \$1801 | \$1940 | \$2203 | \$2328 | \$2572 | \$2905 | \$3317 |
|---------------|--------|--------|--------|--------|--------|--------|--------|--------|--------|--------|--------|--------|

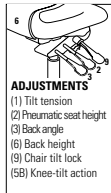
| OVERALL DIMENSIONS |   |   | SEAT DIMENSIONS |   |   | BACK DIMENSIONS |   |  |
|--------------------|---|---|-----------------|---|---|-----------------|---|--|
| W                  | D | H | W               | D | H | W               | H |  |

|    |    |    |    |         |       |    |    |
|----|----|----|----|---------|-------|----|----|
| 26 | 25 | 48 | 21 | 17.5-20 | 16-20 | 19 | 27 |
|----|----|----|----|---------|-------|----|----|

RTA 2 FedEx UPS



**MB Knee - Tilter**  
COM Yardage: 2  
Freight Class: 125  
Product Weight (lbs.): 67  
Cubic Feet Per Carton: 10.5



**ADJUSTMENTS**  
(1) Tilt tension  
(2) Pneumatic seat height  
(3) Back angle  
(6) Back height  
(9) Chair tilt lock  
(5B) Knee-tilt action

Ergonomic Features:  
A, B, C, D, E, G, H, J, M, N, Q, R, U

| MODEL# | 1 | 2 | 3 | 4 | 5 | 6 | 7 | 8 | 9 | 10 | 11 | 12 |
|--------|---|---|---|---|---|---|---|---|---|----|----|----|
|--------|---|---|---|---|---|---|---|---|---|----|----|----|


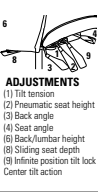









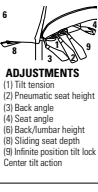



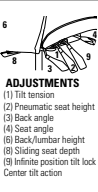


|               |        |        |        |        |        |        |        |        |        |        |        |        |
|---------------|--------|--------|--------|--------|--------|--------|--------|--------|--------|--------|--------|--------|
| <b>1241-2</b> | \$1463 | \$1547 | \$1615 | \$1712 | \$1853 | \$1903 | \$2025 | \$2259 | \$2372 | \$2587 | \$2881 | \$3251 |
|---------------|--------|--------|--------|--------|--------|--------|--------|--------|--------|--------|--------|--------|

| OVERALL DIMENSIONS |   |   | SEAT DIMENSIONS |   |   | BACK DIMENSIONS |   |  |
|--------------------|---|---|-----------------|---|---|-----------------|---|--|
| W                  | D | H | W               | D | H | W               | H |  |

|    |    |      |    |         |           |      |         |
|----|----|------|----|---------|-----------|------|---------|
| 26 | 25 | 44.5 | 21 | 17.5-20 | 16.5-20.5 | 19.5 | 22-27.5 |
|----|----|------|----|---------|-----------|------|---------|

RTA 2 FedEx UPS



| DESCRIPTION   | FEATURES  | MODEL#   | STANDARD TEXTILE GRADES  |          |                        |                        |          |                        |                        |          |        |        |        |             |               |        |        |        |        |        |        |        |        |        |        |        |        |
|---|---|--|--|----------|------------------------|------------------------|----------|------------------------|------------------------|----------|--------|--------|--------|-------------|---------------|--------|--------|--------|--------|--------|--------|--------|--------|--------|--------|--------|--------|
|   |   |  | 1  | 2        | 3                      | 4                      | 5        | 6                      | 7                      | 8        | 9      | 10     | 11     | 12          |               |        |        |        |        |        |        |        |        |        |        |        |        |
|  <p><b>MB Multi -Tilter</b><br/>COM Yardage: 2<br/>Freight Class: 125<br/>Product Weight (lbs.): 67<br/>Cubic Feet Per Carton: 10.5</p>              |  <p><b>ADJUSTMENTS</b><br/>(1) Tilt tension<br/>(2) Pneumatic seat height<br/>(3) Back angle<br/>(4) Seat angle<br/>(5) Back/lumbar height<br/>(6) Sliding seat depth<br/>(7) Infinite position tilt lock<br/>Center tilt action</p>   | <p>Ergonomic Features:<br/>A, B, C, D, E, F, G, H, M, N, Q, R, S, U</p>  | <table border="1"> <tr> <td><b>1241-3</b></td> <td>\$1239</td><td>\$1323</td><td>\$1391</td><td>\$1488</td><td>\$1629</td><td>\$1679</td><td>\$1801</td><td>\$2035</td><td>\$2148</td><td>\$2363</td><td>\$2657</td><td>\$3027</td> </tr> </table> |          |                        |                        |          |                        |                        |          |        |        |        |             | <b>1241-3</b> | \$1239 | \$1323 | \$1391 | \$1488 | \$1629 | \$1679 | \$1801 | \$2035 | \$2148 | \$2363 | \$2657 | \$3027 |
|   |   |  | <b>1241-3</b>  | \$1239   | \$1323                 | \$1391                 | \$1488   | \$1629                 | \$1679                 | \$1801   | \$2035 | \$2148 | \$2363 | \$2657      | \$3027        |        |        |        |        |        |        |        |        |        |        |        |        |
|   |   |  | <b>OVERALL DIMENSIONS</b>  |          |                        | <b>SEAT DIMENSIONS</b> |          |                        | <b>BACK DIMENSIONS</b> |          |        |        |        |             |               |        |        |        |        |        |        |        |        |        |        |        |        |
|   |   |  | <b>W</b>   | <b>D</b> | <b>H</b>               | <b>W</b>               | <b>D</b> | <b>H</b>               | <b>W</b>               | <b>H</b> |        |        |        |             |               |        |        |        |        |        |        |        |        |        |        |        |        |
| 26  | 25  | 44   | 21   | 17.5-20  | 16-20                  | 19.5                   | 22       |                        |                        |          |        |        |        |             |               |        |        |        |        |        |        |        |        |        |        |        |        |
|   |   |  | <p>RTA 2  </p>   |          |                        |                        |          |                        |                        |          |        |        |        |             |               |        |        |        |        |        |        |        |        |        |        |        |        |
|  <p><b>Armless chair - Sled Base</b><br/>COM Yardage: 1.75<br/>Freight Class: 250<br/>Product Weight (lbs.): 35<br/>Cubic Feet Per Carton: 10</p>    | <p>Ergonomic Features:<br/>M, N</p>   | <table border="1"> <tr> <td><b>1246</b></td> <td>\$798</td><td>\$871</td><td>\$925</td><td>\$1005</td><td>\$1120</td><td>\$1159</td><td>\$1261</td><td>\$1449</td><td>\$1543</td><td>\$1721</td><td>\$1961</td><td>\$2261</td> </tr> </table>    |  |          |                        |                        |          |                        |                        |          |        |        |        | <b>1246</b> | \$798         | \$871  | \$925  | \$1005 | \$1120 | \$1159 | \$1261 | \$1449 | \$1543 | \$1721 | \$1961 | \$2261 |        |
|   |   | <b>1246</b>  | \$798  | \$871    | \$925                  | \$1005                 | \$1120   | \$1159                 | \$1261                 | \$1449   | \$1543 | \$1721 | \$1961 | \$2261      |               |        |        |        |        |        |        |        |        |        |        |        |        |
|   |   | <b>OVERALL DIMENSIONS</b>  |  |          | <b>SEAT DIMENSIONS</b> |                        |          | <b>BACK DIMENSIONS</b> |                        |          |        |        |        |             |               |        |        |        |        |        |        |        |        |        |        |        |        |
|   |   | <b>W</b>   | <b>D</b>   | <b>H</b> | <b>W</b>               | <b>D</b>               | <b>H</b> | <b>W</b>               | <b>H</b>               |          |        |        |        |             |               |        |        |        |        |        |        |        |        |        |        |        |        |
| 21  | 24  | 38   | 21   | 18       | 18                     | 20                     | 20.5     |                        |                        |          |        |        |        |             |               |        |        |        |        |        |        |        |        |        |        |        |        |
|   |   |  | <p>RTA 2  </p>   |          |                        |                        |          |                        |                        |          |        |        |        |             |               |        |        |        |        |        |        |        |        |        |        |        |        |
|  <p><b>Armchair - Sled Base</b><br/>COM Yardage: 1.75<br/>Freight Class: 250<br/>Product Weight (lbs.): 40<br/>Cubic Feet Per Carton: 13</p>        | <p>Ergonomic Features:<br/>M, N</p>   | <table border="1"> <tr> <td><b>1247</b></td> <td>\$1050</td><td>\$1123</td><td>\$1177</td><td>\$1258</td><td>\$1372</td><td>\$1412</td><td>\$1513</td><td>\$1704</td><td>\$1795</td><td>\$1974</td><td>\$2214</td><td>\$2511</td> </tr> </table> |  |          |                        |                        |          |                        |                        |          |        |        |        | <b>1247</b> | \$1050        | \$1123 | \$1177 | \$1258 | \$1372 | \$1412 | \$1513 | \$1704 | \$1795 | \$1974 | \$2214 | \$2511 |        |
|   |   | <b>1247</b>  | \$1050   | \$1123   | \$1177                 | \$1258                 | \$1372   | \$1412                 | \$1513                 | \$1704   | \$1795 | \$1974 | \$2214 | \$2511      |               |        |        |        |        |        |        |        |        |        |        |        |        |
|   |   | <b>OVERALL DIMENSIONS</b>  |  |          | <b>SEAT DIMENSIONS</b> |                        |          | <b>BACK DIMENSIONS</b> |                        |          |        |        |        |             |               |        |        |        |        |        |        |        |        |        |        |        |        |
|   |   | <b>W</b>   | <b>D</b>   | <b>H</b> | <b>W</b>               | <b>D</b>               | <b>H</b> | <b>W</b>               | <b>H</b>               |          |        |        |        |             |               |        |        |        |        |        |        |        |        |        |        |        |        |
| 26.5  | 24  | 38   | 21   | 18       | 18                     | 20                     | 20.5     |                        |                        |          |        |        |        |             |               |        |        |        |        |        |        |        |        |        |        |        |        |
|   |   |  | <p>RTA 2  </p>   |          |                        |                        |          |                        |                        |          |        |        |        |             |               |        |        |        |        |        |        |        |        |        |        |        |        |
|  <p><b>HB Multi -Tilter w/Schukra</b><br/>COM Yardage: 2.25<br/>Freight Class: 125<br/>Product Weight (lbs.): 69<br/>Cubic Feet Per Carton: 11</p> |  <p><b>ADJUSTMENTS</b><br/>(1) Tilt tension<br/>(2) Pneumatic seat height<br/>(3) Back angle<br/>(4) Seat angle<br/>(5) Back/lumbar height<br/>(6) Sliding seat depth<br/>(7) Infinite position tilt lock<br/>Center tilt action</p> | <p>Ergonomic Features:<br/>A, B, C, D, E, F, G, H, M, N, Q, R, S, U, V</p>   | <table border="1"> <tr> <td><b>1260-3</b></td> <td>\$1476</td><td>\$1574</td><td>\$1647</td><td>\$1757</td><td>\$1915</td><td>\$1973</td><td>\$2112</td><td>\$2375</td><td>\$2500</td><td>\$2744</td><td>\$3077</td><td>\$3489</td> </tr> </table> |          |                        |                        |          |                        |                        |          |        |        |        |             | <b>1260-3</b> | \$1476 | \$1574 | \$1647 | \$1757 | \$1915 | \$1973 | \$2112 | \$2375 | \$2500 | \$2744 | \$3077 | \$3489 |
|   |   |  | <b>1260-3</b>  | \$1476   | \$1574                 | \$1647                 | \$1757   | \$1915                 | \$1973                 | \$2112   | \$2375 | \$2500 | \$2744 | \$3077      | \$3489        |        |        |        |        |        |        |        |        |        |        |        |        |
|   |   |  | <b>OVERALL DIMENSIONS</b>  |          |                        | <b>SEAT DIMENSIONS</b> |          |                        | <b>BACK DIMENSIONS</b> |          |        |        |        |             |               |        |        |        |        |        |        |        |        |        |        |        |        |
|   |   |  | <b>W</b>   | <b>D</b> | <b>H</b>               | <b>W</b>               | <b>D</b> | <b>H</b>               | <b>W</b>               | <b>H</b> |        |        |        |             |               |        |        |        |        |        |        |        |        |        |        |        |        |
| 26  | 25  | 48   | 21   | 17.5-20  | 16-20                  | 19.5                   | 27-32.25 |                        |                        |          |        |        |        |             |               |        |        |        |        |        |        |        |        |        |        |        |        |
|   |   |  | <p>RTA 2  </p>   |          |                        |                        |          |                        |                        |          |        |        |        |             |               |        |        |        |        |        |        |        |        |        |        |        |        |
|  <p><b>MB Multi -Tilter w/Schukra</b><br/>COM Yardage: 2<br/>Freight Class: 125<br/>Product Weight (lbs.): 67<br/>Cubic Feet Per Carton: 10.5</p>  |  <p><b>ADJUSTMENTS</b><br/>(1) Tilt tension<br/>(2) Pneumatic seat height<br/>(3) Back angle<br/>(4) Seat angle<br/>(5) Back/lumbar height<br/>(6) Sliding seat depth<br/>(7) Infinite position tilt lock<br/>Center tilt action</p> | <p>Ergonomic Features:<br/>A, B, C, D, E, F, G, H, M, N, Q</p>   | <table border="1"> <tr> <td><b>1261-3</b></td> <td>\$1413</td><td>\$1501</td><td>\$1566</td><td>\$1665</td><td>\$1805</td><td>\$1853</td><td>\$1977</td><td>\$2210</td><td>\$2323</td><td>\$2541</td><td>\$2835</td><td>\$3203</td> </tr> </table> |          |                        |                        |          |                        |                        |          |        |        |        |             | <b>1261-3</b> | \$1413 | \$1501 | \$1566 | \$1665 | \$1805 | \$1853 | \$1977 | \$2210 | \$2323 | \$2541 | \$2835 | \$3203 |
|   |   |  | <b>1261-3</b>  | \$1413   | \$1501                 | \$1566                 | \$1665   | \$1805                 | \$1853                 | \$1977   | \$2210 | \$2323 | \$2541 | \$2835      | \$3203        |        |        |        |        |        |        |        |        |        |        |        |        |
|   |   |  | <b>OVERALL DIMENSIONS</b>  |          |                        | <b>SEAT DIMENSIONS</b> |          |                        | <b>BACK DIMENSIONS</b> |          |        |        |        |             |               |        |        |        |        |        |        |        |        |        |        |        |        |
|   |   |  | <b>W</b>   | <b>D</b> | <b>H</b>               | <b>W</b>               | <b>D</b> | <b>H</b>               | <b>W</b>               | <b>H</b> |        |        |        |             |               |        |        |        |        |        |        |        |        |        |        |        |        |
| 26  | 25  | 44   | 21   | 17.5-20  | 16-20                  | 19.5                   | 22       |                        |                        |          |        |        |        |             |               |        |        |        |        |        |        |        |        |        |        |        |        |
|   |   |  | <p>RTA 2  </p>   |          |                        |                        |          |                        |                        |          |        |        |        |             |               |        |        |        |        |        |        |        |        |        |        |        |        |

OBUSFORME® COMFORT XL



STANDARD FEATURES

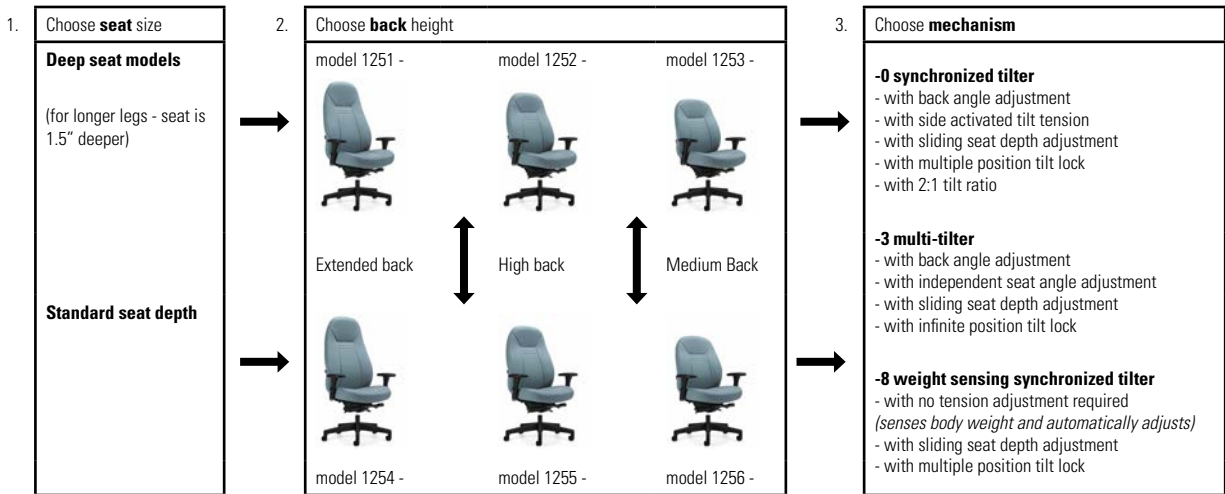
- ObusForme Comfort XL is the newest Addition to the ObusForme family and is recommended by chiropractors worldwide.
- All models provided Additional height and/or seat depth, design to meet the requirements of the large occupant chair.
- Features a elastomeric back support system that provides impressive comfortable support with no pressure points along the spine, with a compound curved back and seat.
- Standard seat foam is extra thick dual cushion with a soft top layer and a firmly supportive lower layer.
- Standard with height and width adjustable forward swept arms with "sliding armcaps" (G3).
- Standard with Global's high quality Soft Descent™ Pneumatic lift which slowly and gently lowers the seat height of the chair making it easy to obtain exactly the right seat height you desire.
- Vari - Width Adapter Plate (WA) is standard. Allows each arm to move outward an additional 2" (for a total of 4" extra seat width) and locks with the use of an easy to maneuver lever.
- Check textile availability prior to specifying.

- Sliding seat depth is standard on all models.
- Vertical back height ratchet adjustment of 5 1/4", standard on all models.
- Standard five-legged, injection moulded, fiberglass reinforced nylon black spider base.
- C65 dual wheel carpet casters are standard.
- All models are rated for 400lbs. Covered under Global's limited lifetime warranty. For 3-shift environments (TS models covered under Global's Heavy Duty, 12 year, 24/7 warranty) see terms and conditions.
- All models ship fully assembled in the box.


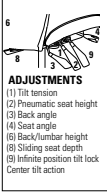

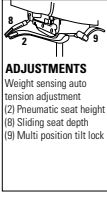

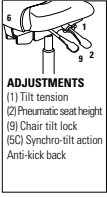

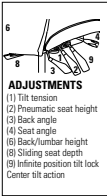

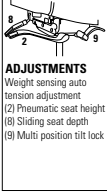
OPTIONAL FEATURES


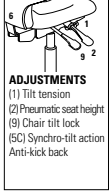

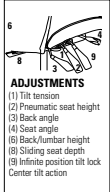

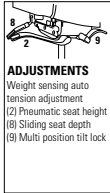

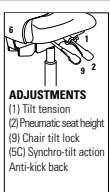

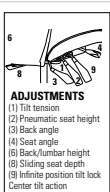
- Please specify C65R for hard surface flooring. Add \$78.


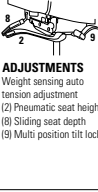

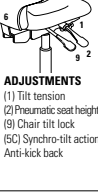

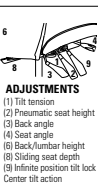

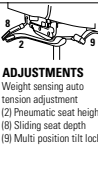

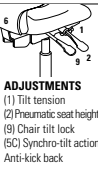
Big & Tall ObusForme Comfort XL: Product Map  
For users of above average height or weight


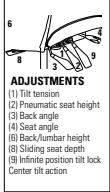

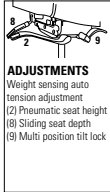


| DESCRIPTION  | FEATURES   | MODEL#                             | STANDARD TEXTILE GRADES |      |                                 |      |         |                               |      |          |      |      |      |      |
|--|--|------------------------------------|-------------------------|------|---------------------------------|------|---------|-------------------------------|------|----------|------|------|------|------|
|  |  |                                    | 1                       | 2    | 3                               | 4    | 5       | 6                             | 7    | 8        | 9    | 10   | 11   | 12   |
| <br><b>Extended Back Synchro - Tilter w/ Back Angle Adj.</b><br>COM Yardage: 2.75<br>Freight Class: 250<br>Product Weight (lbs.): 69<br>Cubic Feet Per Carton: 24.25 | <br><b>ADJUSTMENTS</b><br>(1) Tilt tension<br>(2) Pneumatic seat height<br>(3) Chair tilt lock<br>(5C) Synchro-tilt action<br>Anti-kick back<br><br>Extra Tall/Wide Back.<br>Wide/Deep Seat.<br><br>Ergonomic Features:<br>A, B, C, D, E, G, H, L, M, N, O, R, U | 1251-0                             | 1997                    | 2103 | 2182                            | 2303 | 2475    | 2536                          | 2685 | 2971     | 3108 | 3372 | 3735 | 4185 |
|  |  | <b>OVERALL DIMENSIONS</b><br>W D H |                         |      | <b>SEAT DIMENSIONS</b><br>W D H |      |         | <b>BACK DIMENSIONS</b><br>W H |      |          |      |      |      |      |
|  |  |                                    | 28                      | 26   | 53                              | 23.5 | 19-21.5 | 17-21                         | 22   | 31-36.25 |      |      |      |      |

| DESCRIPTION  | FEATURES  | MODEL#        | STANDARD TEXTILE GRADES   |          |          |                        |          |          |                        |            |      |      |      |      |  |  |  |
|--|---|---------------|---------------------------|----------|----------|------------------------|----------|----------|------------------------|------------|------|------|------|------|--|--|--|
|  |   |               | 1                         | 2        | 3        | 4                      | 5        | 6        | 7                      | 8          | 9    | 10   | 11   | 12   |  |  |  |
|  <p><b>Extended Back Multi - Tilter</b><br/>COM Yardage: 2.75<br/>Freight Class: 250<br/>Product Weight (lbs.): 71<br/>Cubic Feet Per Carton: 24.25</p>                   |  <p><b>ADJUSTMENTS</b><br/>(1) Tilt tension<br/>(2) Pneumatic seat height<br/>(3) Back angle<br/>(4) Seat angle<br/>(5) Back/lumbar height<br/>(6) Sliding seat depth<br/>(9) Infinite position tilt lock<br/>Center tilt action</p>   | <p>1251-3</p> | 1997                      | 2103     | 2182     | 2303                   | 2475     | 2536     | 2685                   | 2971       | 3108 | 3372 | 3735 | 4185 |  |  |  |
|  |   |               | <b>OVERALL DIMENSIONS</b> |          |          | <b>SEAT DIMENSIONS</b> |          |          | <b>BACK DIMENSIONS</b> |            |      |      |      |      |  |  |  |
|  |   |               | <b>W</b>                  | <b>D</b> | <b>H</b> | <b>W</b>               | <b>D</b> | <b>H</b> | <b>W</b>               | <b>H</b>   |      |      |      |      |  |  |  |
|  |   |               | 28                        | 26       | 53       | 23.5                   | 19-21.5  | 17-21    | 22                     | 31-36.25   |      |      |      |      |  |  |  |
|  |   |               | <b>RTA 00</b>             |          |          |                        |          |          |                        |            |      |      |      |      |  |  |  |
|  <p><b>Extended Back Weight Sensing Synchro - Tilter</b><br/>COM Yardage: 2.75<br/>Freight Class: 250<br/>Product Weight (lbs.): 66<br/>Cubic Feet Per Carton: 24.25</p>  |  <p><b>ADJUSTMENTS</b><br/>Weight sensing auto tension adjustment<br/>(2) Pneumatic seat height<br/>(6) Sliding seat depth<br/>(9) Multi position tilt lock</p>  | <p>1251-8</p> | 1997                      | 2103     | 2182     | 2303                   | 2475     | 2536     | 2685                   | 2971       | 3108 | 3372 | 3735 | 4185 |  |  |  |
|  |   |               | <b>OVERALL DIMENSIONS</b> |          |          | <b>SEAT DIMENSIONS</b> |          |          | <b>BACK DIMENSIONS</b> |            |      |      |      |      |  |  |  |
|  |   |               | <b>W</b>                  | <b>D</b> | <b>H</b> | <b>W</b>               | <b>D</b> | <b>H</b> | <b>W</b>               | <b>H</b>   |      |      |      |      |  |  |  |
|  |   |               | 28                        | 26       | 53       | 23.5                   | 19-21.5  | 17-21    | 22                     | 31-36.25   |      |      |      |      |  |  |  |
|  |   |               | <b>RTA 00</b>             |          |          |                        |          |          |                        |            |      |      |      |      |  |  |  |
|  <p><b>High Back Synchro - Tilter w/ Back Angle Adj.</b><br/>COM Yardage: 2.50<br/>Freight Class: 250<br/>Product Weight (lbs.): 65<br/>Cubic Feet Per Carton: 22.25</p> |  <p><b>ADJUSTMENTS</b><br/>(1) Tilt tension<br/>(2) Pneumatic seat height<br/>(9) Chair tilt lock<br/>(5C) Synchro-tilt action<br/>Anti-kick back</p>   | <p>1252-0</p> | 1908                      | 2003     | 2077     | 2187                   | 2343     | 2398     | 2534                   | 2794       | 2921 | 3161 | 3489 | 3897 |  |  |  |
|  |   |               | <b>OVERALL DIMENSIONS</b> |          |          | <b>SEAT DIMENSIONS</b> |          |          | <b>BACK DIMENSIONS</b> |            |      |      |      |      |  |  |  |
|  |   |               | <b>W</b>                  | <b>D</b> | <b>H</b> | <b>W</b>               | <b>D</b> | <b>H</b> | <b>W</b>               | <b>H</b>   |      |      |      |      |  |  |  |
|  |   |               | 28                        | 26       | 48.5     | 23.5                   | 19-21.5  | 17-21    | 22                     | 26.5-31.75 |      |      |      |      |  |  |  |
|  |   |               | <b>RTA 00</b>             |          |          |                        |          |          |                        |            |      |      |      |      |  |  |  |
|  <p><b>High Back Multi - Tilter</b><br/>COM Yardage: 2.50<br/>Freight Class: 250<br/>Product Weight (lbs.): 67<br/>Cubic Feet Per Carton: 22.25</p>                     |  <p><b>ADJUSTMENTS</b><br/>(1) Tilt tension<br/>(2) Pneumatic seat height<br/>(3) Back angle<br/>(4) Seat angle<br/>(5) Back/lumbar height<br/>(6) Sliding seat depth<br/>(9) Infinite position tilt lock<br/>Center tilt action</p> | <p>1252-3</p> | 1908                      | 2003     | 2077     | 2187                   | 2343     | 2398     | 2534                   | 2794       | 2921 | 3161 | 3489 | 3897 |  |  |  |
|  |   |               | <b>OVERALL DIMENSIONS</b> |          |          | <b>SEAT DIMENSIONS</b> |          |          | <b>BACK DIMENSIONS</b> |            |      |      |      |      |  |  |  |
|  |   |               | <b>W</b>                  | <b>D</b> | <b>H</b> | <b>W</b>               | <b>D</b> | <b>H</b> | <b>W</b>               | <b>H</b>   |      |      |      |      |  |  |  |
|  |   |               | 28                        | 26       | 48.5     | 23.5                   | 19-21.5  | 17-21    | 22                     | 26.5-31.75 |      |      |      |      |  |  |  |
|  |   |               | <b>RTA 00</b>             |          |          |                        |          |          |                        |            |      |      |      |      |  |  |  |
|  <p><b>High Back Weight Sensing Synchro - Tilter</b><br/>COM Yardage: 2.50<br/>Freight Class: 250<br/>Product Weight (lbs.): 62<br/>Cubic Feet Per Carton: 22.25</p>    |  <p><b>ADJUSTMENTS</b><br/>Weight sensing auto tension adjustment<br/>(2) Pneumatic seat height<br/>(6) Sliding seat depth<br/>(9) Multi position tilt lock</p>  | <p>1252-8</p> | 1908                      | 2003     | 2077     | 2187                   | 2343     | 2398     | 2534                   | 2794       | 2921 | 3161 | 3489 | 3897 |  |  |  |
|  |   |               | <b>OVERALL DIMENSIONS</b> |          |          | <b>SEAT DIMENSIONS</b> |          |          | <b>BACK DIMENSIONS</b> |            |      |      |      |      |  |  |  |
|  |   |               | <b>W</b>                  | <b>D</b> | <b>H</b> | <b>W</b>               | <b>D</b> | <b>H</b> | <b>W</b>               | <b>H</b>   |      |      |      |      |  |  |  |
|  |   |               | 28                        | 26       | 48.5     | 23.5                   | 19-21.5  | 17-21    | 22                     | 26.5-31.75 |      |      |      |      |  |  |  |
|  |   |               | <b>RTA 00</b>             |          |          |                        |          |          |                        |            |      |      |      |      |  |  |  |

| DESCRIPTION  | FEATURES  | MODEL#                    | STANDARD TEXTILE GRADES |          |                        |          |          |                        |               |      |      |      |      |      |  |  |
|--|---|---------------------------|-------------------------|----------|------------------------|----------|----------|------------------------|---------------|------|------|------|------|------|--|--|
|  |   |                           | 1                       | 2        | 3                      | 4        | 5        | 6                      | 7             | 8    | 9    | 10   | 11   | 12   |  |  |
|  <p><b>Mid Back Synchro - Tilter w/ Back Angle Adj.</b><br/>COM Yardage: 1.75<br/>Freight Class: 150<br/>Product Weight (lbs.): 46<br/>Cubic Feet Per Carton: 10.50</p>     |  <p><b>ADJUSTMENTS</b><br/>(1) Tilt tension<br/>(2) Pneumatic seat height<br/>(9) Chair tilt lock<br/>(5C) Synchro-tilt action<br/>Anti-kick back</p>  | <b>1253-0</b>             | 1821                    | 1916     | 1990                   | 2100     | 2256     | 2311                   | 2447          | 2707 | 2834 | 3074 | 3402 | 3810 |  |  |
|  |   | <b>OVERALL DIMENSIONS</b> |                         |          | <b>SEAT DIMENSIONS</b> |          |          | <b>BACK DIMENSIONS</b> |               |      |      |      |      |      |  |  |
|  |   | <b>W</b>                  | <b>D</b>                | <b>H</b> | <b>W</b>               | <b>D</b> | <b>H</b> | <b>W</b>               | <b>H</b>      |      |      |      |      |      |  |  |
|  | 28  | 26                        | 44.5                    | 23.5     | 19-21.5                | 17-21    | 22       | 22-27.25               |               |      |      |      |      |      |  |  |
|  |   |                           |                         |          |                        |          |          |                        | <b>RTA 00</b> |      |      |      |      |      |  |  |
|  <p><b>Mid Back Multi - Tilter</b><br/>COM Yardage: 1.75<br/>Freight Class: 150<br/>Product Weight (lbs.): 41<br/>Cubic Feet Per Carton: 10.50</p>                          |  <p><b>ADJUSTMENTS</b><br/>(1) Tilt tension<br/>(2) Pneumatic seat height<br/>(3) Back angle<br/>(4) Seat angle<br/>(6) Back/lumbar height<br/>(8) Sliding seat depth<br/>(9) Infinite position tilt lock<br/>Center tilt action</p>   | <b>1253-3</b>             | 1821                    | 1916     | 1990                   | 2100     | 2256     | 2311                   | 2447          | 2707 | 2834 | 3074 | 3402 | 3810 |  |  |
|  |   | <b>OVERALL DIMENSIONS</b> |                         |          | <b>SEAT DIMENSIONS</b> |          |          | <b>BACK DIMENSIONS</b> |               |      |      |      |      |      |  |  |
|  |   | <b>W</b>                  | <b>D</b>                | <b>H</b> | <b>W</b>               | <b>D</b> | <b>H</b> | <b>W</b>               | <b>H</b>      |      |      |      |      |      |  |  |
|  | 28  | 26                        | 44.5                    | 23.5     | 19-21.5                | 17-21    | 22       | 22-27.25               |               |      |      |      |      |      |  |  |
|  |   |                           |                         |          |                        |          |          |                        | <b>RTA 00</b> |      |      |      |      |      |  |  |
|  <p><b>Mid Back Weight Sensing Synchro - Tilter</b><br/>COM Yardage: 1.75<br/>Freight Class: 150<br/>Product Weight (lbs.): 35<br/>Cubic Feet Per Carton: 10.50</p>        |  <p><b>ADJUSTMENTS</b><br/>Weight sensing auto tension adjustment<br/>(2) Pneumatic seat height<br/>(8) Sliding seat depth<br/>(9) Multi position tilt lock</p>   | <b>1253-8</b>             | 1821                    | 1916     | 1990                   | 2100     | 2256     | 2311                   | 2447          | 2707 | 2834 | 3074 | 3402 | 3810 |  |  |
|  |   | <b>OVERALL DIMENSIONS</b> |                         |          | <b>SEAT DIMENSIONS</b> |          |          | <b>BACK DIMENSIONS</b> |               |      |      |      |      |      |  |  |
|  |   | <b>W</b>                  | <b>D</b>                | <b>H</b> | <b>W</b>               | <b>D</b> | <b>H</b> | <b>W</b>               | <b>H</b>      |      |      |      |      |      |  |  |
|  | 28  | 26                        | 44.5                    | 23.5     | 19-21.5                | 17-21    | 22       | 22-27.25               |               |      |      |      |      |      |  |  |
|  |   |                           |                         |          |                        |          |          |                        | <b>RTA 00</b> |      |      |      |      |      |  |  |
|  <p><b>Extended Back Synchro - Tilter w/ Back Angle Adj.</b><br/>COM Yardage: 1.75<br/>Freight Class: 250<br/>Product Weight (lbs.): 40<br/>Cubic Feet Per Carton: 10</p> |  <p><b>ADJUSTMENTS</b><br/>(1) Tilt tension<br/>(2) Pneumatic seat height<br/>(9) Chair tilt lock<br/>(5C) Synchro-tilt action<br/>Anti-kick back</p>  | <b>1254-0</b>             | 1908                    | 2014     | 2093                   | 2217     | 2386     | 2447                   | 2597          | 2882 | 3019 | 3283 | 3646 | 4096 |  |  |
|  |   | <b>OVERALL DIMENSIONS</b> |                         |          | <b>SEAT DIMENSIONS</b> |          |          | <b>BACK DIMENSIONS</b> |               |      |      |      |      |      |  |  |
|  |   | <b>W</b>                  | <b>D</b>                | <b>H</b> | <b>W</b>               | <b>D</b> | <b>H</b> | <b>W</b>               | <b>H</b>      |      |      |      |      |      |  |  |
|  | 28  | 24.5                      | 53                      | 23.5     | 17-19.5                | 17-21    | 22       | 31-36.25               |               |      |      |      |      |      |  |  |
|  |   |                           |                         |          |                        |          |          |                        | <b>RTA 00</b> |      |      |      |      |      |  |  |
|  <p><b>Extended Back Multi - Tilter</b><br/>COM Yardage: 1.75<br/>Freight Class: 250<br/>Product Weight (lbs.): 49<br/>Cubic Feet Per Carton: 10.50</p>                   |  <p><b>ADJUSTMENTS</b><br/>(1) Tilt tension<br/>(2) Pneumatic seat height<br/>(3) Back angle<br/>(4) Seat angle<br/>(6) Back/lumbar height<br/>(8) Sliding seat depth<br/>(9) Infinite position tilt lock<br/>Center tilt action</p> | <b>1254-3</b>             | 1908                    | 2014     | 2093                   | 2217     | 2386     | 2447                   | 2597          | 2882 | 3019 | 3283 | 3646 | 4096 |  |  |
|  |   | <b>OVERALL DIMENSIONS</b> |                         |          | <b>SEAT DIMENSIONS</b> |          |          | <b>BACK DIMENSIONS</b> |               |      |      |      |      |      |  |  |
|  |   | <b>W</b>                  | <b>D</b>                | <b>H</b> | <b>W</b>               | <b>D</b> | <b>H</b> | <b>W</b>               | <b>H</b>      |      |      |      |      |      |  |  |
|  | 28  | 24.5                      | 53                      | 23.5     | 17-19.5                | 17-21    | 22       | 31-36.25               |               |      |      |      |      |      |  |  |
|  |   |                           |                         |          |                        |          |          |                        | <b>RTA 00</b> |      |      |      |      |      |  |  |

| DESCRIPTION   | FEATURES   | MODEL#  | STANDARD TEXTILE GRADES   |          |          |                        |          |          |                        |            |   |    |    |    |
|---|--|---|---------------------------|----------|----------|------------------------|----------|----------|------------------------|------------|---|----|----|----|
|   |  |   | 1                         | 2        | 3        | 4                      | 5        | 6        | 7                      | 8          | 9 | 10 | 11 | 12 |
|  <p><b>Extended Back Weight Sensing Synchro - Tilter</b><br/>COM Yardage: 1.75<br/>Freight Class: 250<br/>Product Weight (lbs.): 54<br/>Cubic Feet Per Carton: 10.50</p> |  <p><b>ADJUSTMENTS</b><br/>Weight sensing auto tension adjustment<br/>(2) Pneumatic seat height<br/>(8) Sliding seat depth<br/>(9) Multi position tilt lock</p>   | <p><b>1254-8</b></p> <p>1908 2014 2093 2217 2386 2447 2597 2882 3019 3283 3646 4096</p> |                           |          |          |                        |          |          |                        |            |   |    |    |    |
|   |  |   | <b>OVERALL DIMENSIONS</b> |          |          | <b>SEAT DIMENSIONS</b> |          |          | <b>BACK DIMENSIONS</b> |            |   |    |    |    |
|   |  |   | <b>W</b>                  | <b>D</b> | <b>H</b> | <b>W</b>               | <b>D</b> | <b>H</b> | <b>W</b>               | <b>H</b>   |   |    |    |    |
|   |  |   | 28                        | 24.5     | 53       | 23.5                   | 17-19.5  | 17-21    | 22                     | 31-36.25   |   |    |    |    |
|   |  | <b>RTA 00</b>   |                           |          |          |                        |          |          |                        |            |   |    |    |    |
|  <p><b>High Back Synchro - Tilter w/ Back Angle Adj.</b><br/>COM Yardage: 2.25<br/>Freight Class: 250<br/>Product Weight (lbs.): 67<br/>Cubic Feet Per Carton: 11</p>    |  <p><b>ADJUSTMENTS</b><br/>(1) Tilt tension<br/>(2) Pneumatic seat height<br/>(9) Chair tilt lock<br/>(5C) Synchro-tilt action<br/>Anti-kick back</p>   | <p><b>1255-0</b></p> <p>1821 1916 1990 2100 2256 2311 2447 2707 2834 3074 3402 3810</p> |                           |          |          |                        |          |          |                        |            |   |    |    |    |
|   |  |   | <b>OVERALL DIMENSIONS</b> |          |          | <b>SEAT DIMENSIONS</b> |          |          | <b>BACK DIMENSIONS</b> |            |   |    |    |    |
|   |  |   | <b>W</b>                  | <b>D</b> | <b>H</b> | <b>W</b>               | <b>D</b> | <b>H</b> | <b>W</b>               | <b>H</b>   |   |    |    |    |
|   |  |   | 28                        | 24.5     | 48       | 23.5                   | 17-19.5  | 17-21    | 22                     | 26.5-31.75 |   |    |    |    |
|   |  | <b>RTA 00</b>   |                           |          |          |                        |          |          |                        |            |   |    |    |    |
|  <p><b>High Back Multi - Tilter</b><br/>COM Yardage: 2.25<br/>Freight Class: 250<br/>Product Weight (lbs.): 69<br/>Cubic Feet Per Carton: 11</p>                        |  <p><b>ADJUSTMENTS</b><br/>(1) Tilt tension<br/>(2) Pneumatic seat height<br/>(3) Back angle<br/>(4) Seat angle<br/>(6) Back/lumbar height<br/>(8) Sliding seat depth<br/>(9) Infinite position tilt lock<br/>Center tilt action</p> | <p><b>1255-3</b></p> <p>1821 1916 1990 2100 2256 2311 2447 2707 2834 3074 3402 3810</p> |                           |          |          |                        |          |          |                        |            |   |    |    |    |
|   |  |   | <b>OVERALL DIMENSIONS</b> |          |          | <b>SEAT DIMENSIONS</b> |          |          | <b>BACK DIMENSIONS</b> |            |   |    |    |    |
|   |  |   | <b>W</b>                  | <b>D</b> | <b>H</b> | <b>W</b>               | <b>D</b> | <b>H</b> | <b>W</b>               | <b>H</b>   |   |    |    |    |
|   |  |   | 28                        | 24.5     | 48.5     | 23.5                   | 17-19.5  | 17-21    | 22                     | 26.5-31.75 |   |    |    |    |
|   |  | <b>RTA 00</b>   |                           |          |          |                        |          |          |                        |            |   |    |    |    |
|  <p><b>High Back Weight Sensing Synchro - Tilter</b><br/>COM Yardage: 2<br/>Freight Class: 250<br/>Product Weight (lbs.): 67<br/>Cubic Feet Per Carton: 10.50</p>      |  <p><b>ADJUSTMENTS</b><br/>Weight sensing auto tension adjustment<br/>(2) Pneumatic seat height<br/>(8) Sliding seat depth<br/>(9) Multi position tilt lock</p>   | <p><b>1255-8</b></p> <p>1821 1916 1990 2100 2256 2311 2447 2707 2834 3074 3402 3810</p> |                           |          |          |                        |          |          |                        |            |   |    |    |    |
|   |  |   | <b>OVERALL DIMENSIONS</b> |          |          | <b>SEAT DIMENSIONS</b> |          |          | <b>BACK DIMENSIONS</b> |            |   |    |    |    |
|   |  |   | <b>W</b>                  | <b>D</b> | <b>H</b> | <b>W</b>               | <b>D</b> | <b>H</b> | <b>W</b>               | <b>H</b>   |   |    |    |    |
|   |  |   | 28                        | 24.5     | 48.5     | 23.5                   | 17-19.5  | 17-21    | 22                     | 26.5-31.75 |   |    |    |    |
|   |  | <b>RTA 00</b>   |                           |          |          |                        |          |          |                        |            |   |    |    |    |
|  <p><b>Mid Back Synchro - Tilter w/ Back Angle Adj.</b><br/>COM Yardage: 2<br/>Freight Class: 150<br/>Product Weight (lbs.): 67<br/>Cubic Feet Per Carton: 10.50</p>   |  <p><b>ADJUSTMENTS</b><br/>(1) Tilt tension<br/>(2) Pneumatic seat height<br/>(9) Chair tilt lock<br/>(5C) Synchro-tilt action<br/>Anti-kick back</p>   | <p><b>1256-0</b></p> <p>1736 1831 1905 2015 2171 2226 2362 2622 2749 2989 3317 3725</p> |                           |          |          |                        |          |          |                        |            |   |    |    |    |
|   |  |   | <b>OVERALL DIMENSIONS</b> |          |          | <b>SEAT DIMENSIONS</b> |          |          | <b>BACK DIMENSIONS</b> |            |   |    |    |    |
|   |  |   | <b>W</b>                  | <b>D</b> | <b>H</b> | <b>W</b>               | <b>D</b> | <b>H</b> | <b>W</b>               | <b>H</b>   |   |    |    |    |
|   |  |   | 28                        | 24.5     | 44.5     | 23.5                   | 17-19.5  | 17-21    | 22                     | 22-27.25   |   |    |    |    |
|   |  | <b>RTA 00</b>   |                           |          |          |                        |          |          |                        |            |   |    |    |    |

| DESCRIPTION   | FEATURES  | MODEL# | STANDARD TEXTILE GRADES   |          |          |                        |          |          |                        |          |      |      |      |      |
|---|---|--------|---------------------------|----------|----------|------------------------|----------|----------|------------------------|----------|------|------|------|------|
|   |   |        | 1                         | 2        | 3        | 4                      | 5        | 6        | 7                      | 8        | 9    | 10   | 11   | 12   |
|  <p><b>Mid Back Multi - Tilter</b><br/>COM Yardage: 2<br/>Freight Class: 150<br/>Product Weight (lbs.): 67<br/>Cubic Feet Per Carton: 10.50</p>                  |  <p><b>ADJUSTMENTS</b><br/>(1) Tilt tension<br/>(2) Pneumatic seat height<br/>(3) Back angle<br/>(4) Seat angle<br/>(5) Back/Jumper height<br/>(6) Sliding seat depth<br/>(8) Infinite position tilt lock<br/>Center tilt action</p> | 1256-3 | 1736                      | 1831     | 1905     | 2015                   | 2171     | 2226     | 2362                   | 2622     | 2749 | 2989 | 3317 | 3725 |
|   |   |        | <b>OVERALL DIMENSIONS</b> |          |          | <b>SEAT DIMENSIONS</b> |          |          | <b>BACK DIMENSIONS</b> |          |      |      |      |      |
|   |   |        | <b>W</b>                  | <b>D</b> | <b>H</b> | <b>W</b>               | <b>D</b> | <b>H</b> | <b>W</b>               | <b>H</b> |      |      |      |      |
|   |   |        | 28                        | 24.5     | 44.5     | 23.5                   | 17-19.5  | 17-21    | 22                     | 22-27.25 |      |      |      |      |
|   |   |        |                           |          |          | <b>RTA 00</b>          |          |          |                        |          |      |      |      |      |
|  <p><b>Mid Back Weight Sensing Synchro - Tilter</b><br/>COM Yardage: 2<br/>Freight Class: 150<br/>Product Weight (lbs.): 67<br/>Cubic Feet Per Carton: 10.50</p> |  <p><b>ADJUSTMENTS</b><br/>Weight sensing auto tension adjustment<br/>(2) Pneumatic seat height<br/>(8) Sliding seat depth<br/>(9) Multi position tilt lock</p>  | 1256-8 | 1736                      | 1831     | 1905     | 2015                   | 2171     | 2226     | 2362                   | 2622     | 2749 | 2989 | 3317 | 3725 |
|   |   |        | <b>OVERALL DIMENSIONS</b> |          |          | <b>SEAT DIMENSIONS</b> |          |          | <b>BACK DIMENSIONS</b> |          |      |      |      |      |
|   |   |        | <b>W</b>                  | <b>D</b> | <b>H</b> | <b>W</b>               | <b>D</b> | <b>H</b> | <b>W</b>               | <b>H</b> |      |      |      |      |
|   |   |        | 28                        | 24.5     | 44.5     | 23.5                   | 17-19.5  | 17-21    | 22                     | 22-27.25 |      |      |      |      |
|   |   |        |                           |          |          | <b>RTA 00</b>          |          |          |                        |          |      |      |      |      |

**PREFER**



model 8458NA



model 8459



**STANDARD FEATURES**

- A sleek and comfortable all-purpose chair beautifully suited for conference, collaboration and training environments. Designed by Norbert Geelen.
- Swivel tilt function with no visible levers or mechanism.
- Standard with Asphalt or Alabaster frame and base, armless or with fixed arms.
- Integrated seat height adjustment lever is intuitive and easy to utilize.
- Dual wheel carpet casters are standard. Black (C82) casters standard on Asphalt models. Fog Grey (C82F) casters standard on Alabaster models.
- Check textile availability prior to specifying upholstery material.

**OPTIONAL FEATURES**

- Dimension Mesh is available in Black (DBK), Charcoal (DCH), Pool Blue (DPB), Sand (DSD), Fog (DST), Chalk (DCL), and Shadow (DGM).
- Polished Aluminum (ALU) base available for Asphalt and Alabaster frames. Add \$181.
- Polished Aluminum (AL) arms available for Asphalt and Alabaster fixed arm models. Add \$181.
- For Alabaster base on the Asphalt frame, please specify (ABR). For Asphalt base on the Alabaster frame, please specify (ABT). Add \$81.
- Optional low black glides (G) are available at no upcharge.
- For hard floor surface casters, please specify (C82R) for Black and (C82FR) for Fog. Add \$100.
- For fully assembled in the box, specify (SU). Add \$81.

**DESCRIPTION**

**FEATURES**

**MODEL#**

**STANDARD TEXTILE GRADES**



**Multi-task chair- Asphalt Base/Frame**

COM Yardage: 1  
Freight Class: 250  
Product Weight (lbs.): 29  
Cubic Feet Per Carton: 9

Ergonomic Features:  
C, M

| MODEL# | 1    | 2    | 3    | 4    | 5    | 6    | 7    | 8    | 9    | 10   | 11   | 12   |
|--------|------|------|------|------|------|------|------|------|------|------|------|------|
| 8458   | 1302 | 1338 | 1366 | 1404 | 1459 | 1486 | 1537 | 1616 | 1678 | 1749 | 1889 | 2040 |

**OVERALL DIMENSIONS**

W D H

25.5 25 36

**SEAT DIMENSIONS**

W D H

20 20 17.5-22

**BACK DIMENSIONS**

W H

21 20

RTA 1



**Multi-task chair, armless- Asphalt Base/Frame**

COM Yardage: 1  
Freight Class: 250  
Product Weight (lbs.): 29  
Cubic Feet Per Carton: 9

Ergonomic Features:  
C, M

| MODEL# | 1    | 2    | 3    | 4    | 5    | 6    | 7    | 8    | 9    | 10   | 11   | 12   |
|--------|------|------|------|------|------|------|------|------|------|------|------|------|
| 8458NA | 1140 | 1176 | 1201 | 1239 | 1293 | 1318 | 1367 | 1445 | 1507 | 1574 | 1710 | 1858 |

**OVERALL DIMENSIONS**

W D H

22 25 36

**SEAT DIMENSIONS**

W D H

20 20 17.5-22

**BACK DIMENSIONS**

W H

21 20

RTA 1



**Height Adjustable Stool- Asphalt Base/Frame**

COM Yardage: 1  
Freight Class: 250  
Product Weight (lbs.): 36  
Cubic Feet Per Carton: 9

Ergonomic Features:  
C, M

| MODEL# | 1    | 2    | 3    | 4    | 5    | 6    | 7    | 8    | 9    | 10   | 11   | 12   |
|--------|------|------|------|------|------|------|------|------|------|------|------|------|
| 8458S  | 1499 | 1527 | 1548 | 1577 | 1619 | 1637 | 1676 | 1736 | 1781 | 1834 | 1939 | 2053 |

**OVERALL DIMENSIONS**

W D H

25.5 25 42

**SEAT DIMENSIONS**

W D H

20 20 23-31

**BACK DIMENSIONS**

W H

21 20

RTA 1



**Height Adjustable Stool, armless- Asphalt Base/Frame**

COM Yardage: 1  
Freight Class: 250  
Product Weight (lbs.): 36  
Cubic Feet Per Carton: 9

Ergonomic Features:  
C, M

| MODEL#  | 1    | 2    | 3    | 4    | 5    | 6    | 7    | 8    | 9    | 10   | 11   | 12   |
|---------|------|------|------|------|------|------|------|------|------|------|------|------|
| 8458NAS | 1366 | 1401 | 1428 | 1466 | 1522 | 1548 | 1599 | 1679 | 1741 | 1807 | 1950 | 2102 |

**OVERALL DIMENSIONS**

W D H

25.5 25 42

**SEAT DIMENSIONS**

W D H

20 20 23-31









**BACK DIMENSIONS**

W H

21 20

RTA 1



| DESCRIPTION   | FEATURES                    | MODEL#         | STANDARD TEXTILE GRADES   |   |   |                        |          |          |                        |          |      |      |      |      |
|---|-----------------------------|----------------|---------------------------|---|---|------------------------|----------|----------|------------------------|----------|------|------|------|------|
|   |                             |                | 1                         | 2   | 3   | 4                      | 5        | 6        | 7                      | 8        | 9    | 10   | 11   | 12   |
|  <p><b>Multi-task chair- Alabaster Base/Frame</b><br/>                     COM Yardage: 1<br/>                     Freight Class: 250<br/>                     Product Weight (lbs.): 29<br/>                     Cubic Feet Per Carton: 9</p>                   | Ergonomic Features:<br>C, M | <b>8459</b>    | 1366                      | 1401  | 1428  | 1466                   | 1522     | 1548     | 1599                   | 1679     | 1741 | 1807 | 1950 | 2102 |
|   |                             |                | <b>OVERALL DIMENSIONS</b> |   |   | <b>SEAT DIMENSIONS</b> |          |          | <b>BACK DIMENSIONS</b> |          |      |      |      |      |
|   |                             |                | <b>W</b>                  | <b>D</b>  | <b>H</b>  | <b>W</b>               | <b>D</b> | <b>H</b> | <b>W</b>               | <b>H</b> |      |      |      |      |
|   |                             |                | 25.5                      | 25  | 36  | 20                     | 20       | 17.5-22  | 21                     | 20       |      |      |      |      |
|   |                             |                | <b>RTA 1</b>              |  |  |                        |          |          |                        |          |      |      |      |      |
|  <p><b>Multi-task chair, armless- Alabaster Base/Frame</b><br/>                     COM Yardage: 1<br/>                     Freight Class: 250<br/>                     Product Weight (lbs.): 29<br/>                     Cubic Feet Per Carton: 9</p>          | Ergonomic Features:<br>C, M | <b>8459NA</b>  | 1251                      | 1287  | 1313  | 1353                   | 1408     | 1435     | 1487                   | 1567     | 1629 | 1700 | 1843 | 1995 |
|   |                             |                | <b>OVERALL DIMENSIONS</b> |   |   | <b>SEAT DIMENSIONS</b> |          |          | <b>BACK DIMENSIONS</b> |          |      |      |      |      |
|   |                             |                | <b>W</b>                  | <b>D</b>  | <b>H</b>  | <b>W</b>               | <b>D</b> | <b>H</b> | <b>W</b>               | <b>H</b> |      |      |      |      |
|   |                             |                | 22                        | 25  | 36  | 20                     | 20       | 17.5-22  | 21                     | 20       |      |      |      |      |
|   |                             |                | <b>RTA 1</b>              |  |  |                        |          |          |                        |          |      |      |      |      |
|  <p><b>Height Adjustable Stool- Alabaster Base/Frame</b><br/>                     COM Yardage: 1<br/>                     Freight Class: 250<br/>                     Product Weight (lbs.): 36<br/>                     Cubic Feet Per Carton: 9</p>           | Ergonomic Features:<br>C, M | <b>8459S</b>   | 1562                      | 1598  | 1626  | 1664                   | 1719     | 1746     | 1797                   | 1876     | 1938 | 2008 | 2149 | 2300 |
|   |                             |                | <b>OVERALL DIMENSIONS</b> |   |   | <b>SEAT DIMENSIONS</b> |          |          | <b>BACK DIMENSIONS</b> |          |      |      |      |      |
|   |                             |                | <b>W</b>                  | <b>D</b>  | <b>H</b>  | <b>W</b>               | <b>D</b> | <b>H</b> | <b>W</b>               | <b>H</b> |      |      |      |      |
|   |                             |                | 25.5                      | 25  | 42  | 20                     | 20       | 23-31    | 21                     | 20       |      |      |      |      |
|   |                             |                | <b>RTA 1</b>              |   |   |                        |          |          |                        |          |      |      |      |      |
|  <p><b>Height Adjustable Stool, armless- Alabaster Base/Frame</b><br/>                     COM Yardage: 1<br/>                     Freight Class: 250<br/>                     Product Weight (lbs.): 36<br/>                     Cubic Feet Per Carton: 9</p> | Ergonomic Features:<br>C, M | <b>8459NAS</b> | 1435                      | 1472  | 1499  | 1537                   | 1592     | 1619     | 1670                   | 1749     | 1812 | 1882 | 2023 | 2174 |
|   |                             |                | <b>OVERALL DIMENSIONS</b> |   |   | <b>SEAT DIMENSIONS</b> |          |          | <b>BACK DIMENSIONS</b> |          |      |      |      |      |
|   |                             |                | <b>W</b>                  | <b>D</b>  | <b>H</b>  | <b>W</b>               | <b>D</b> | <b>H</b> | <b>W</b>               | <b>H</b> |      |      |      |      |
|   |                             |                | 25.5                      | 25  | 42  | 20                     | 20       | 23-31    | 21                     | 20       |      |      |      |      |
|   |                             |                | <b>RTA 1</b>              |   |   |                        |          |          |                        |          |      |      |      |      |

**QUORA**



**Model QU104AHB**  
High Back Weight  
Sensing Synchro-Tilter



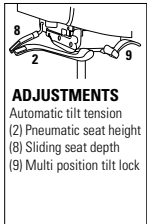
**Model QU104AMB**  
Mid Back Weight  
Sensing Synchro-tilter



**Contrasting Textile Application.**

**MECHANISM:**

**Weight sensing synchro-tilter mechanism**



**Ergonomic features:**  
B, C, E, M, N, U

**STANDARD FEATURES**

- Quora brings the look and comfort of contemporary lounge seating to a casual work chair with passive ergonomics. The sculpted seat and back move independently, creating a 1:2 synchro-tilt ratio that corresponds to the natural motion of the body when reclining.
- Quora is standard with a weight sensing synchro-tilt mechanism with multi-position tilt lock and adjustable seat depth.
- Models are available with a five prong base, standard in black nylon with an optional polished aluminum base, see upcharge.
- The height adjust cylinder finish matches the base finish selection and has a 4" range with a seat height of 17.5" to 21.5" .
- Casters are 50mm (2.16"), Black, dual-wheel for carpet (C114), standard. Hard floor casters (C114R) are available, see upcharge.
- The series is available to specify with two textiles, one for the seat cushion and one for the back. For pricing, start with the base price and add upcharges for both the back graded textile upcharge and the seat graded textile upcharge. Upholstery options include fabric, coated textiles or leather.
- Note the Blended Textile Matrix is not applicable to this series when specified as noted above. For other multi-fabric applications, contact Customer Care.
- Global's limited lifetime warranty applies. Weight capacity is 300 lbs.



**OPTIONAL FEATURES**

Please add option codes in the following order:

- **Model number**  
Specify model number
- **Back textile**  
Specify textile code.
- **Seat textile**  
Specify textile code. See model grade upcharges.
- **Base finish**  
**(BLK)** Black. No upcharge.  
**(ALU)** Aluminum base. Add \$177
- **Caster type**  
**(C114)** 2" casters for carpet.  
**(C114R)** 2" casters for most hard surfaces. Add \$53

**EXAMPLE INCLUDE ORDER CODE:**

|       |                   |              |              |             |             |
|-------|-------------------|--------------|--------------|-------------|-------------|
| QU104 | AHB               | FU75         | FU75         | BLK         | C114        |
| Model | Arm + Back Height | Back Textile | Seat Textile | Base Finish | Caster Type |

| DESCRIPTION  | MODEL#/ FEATURES   | STANDARD TEXTILE GRADES     |                        |                        |       |                        |                        |       |       |       |       |       |        |        |
|--|--|-----------------------------|------------------------|------------------------|-------|------------------------|------------------------|-------|-------|-------|-------|-------|--------|--------|
|  |  | 1/COM                       | 2                      | 3                      | 4     | 5                      | 6                      | 7     | 8     | 9     | 10    | 11    | 12     |        |
|  <p><b>Mid Back Weight Sensing Synchro-Tilter</b><br/>                     COM Yardage: Back 1.50; Seat: .75<br/>                     Freight Class: 150<br/>                     Product Weight (lbs.): 56<br/>                     Cubic Feet Per Carton: 12.25</p> | <b>QU104AMB</b> Base Price:  | \$1599                      |                        |                        |       |                        |                        |       |       |       |       |       |        |        |
|  | Back upcharge:   | +0                          | \$51                   | \$92                   | \$150 | \$233                  | \$267                  | \$338 | \$450 | \$534 | \$626 | \$818 | \$1019 |        |
|  | Seat upcharge:   | +0                          | \$26                   | \$46                   | \$75  | \$117                  | \$134                  | \$169 | \$225 | \$267 | \$313 | \$409 | \$510  |        |
|  | <b>OVERALL DIMENSIONS</b>  |                             |                        | <b>SEAT DIMENSIONS</b> |       |                        | <b>BACK DIMENSIONS</b> |       |       |       |       |       |        |        |
|  | W D H  |                             |                        | W D H                  |       |                        | W H                    |       |       |       |       |       |        |        |
|  | 26 23.5 36.5   |                             |                        | 86 24 20               |       |                        | 40 12                  |       |       |       |       |       |        |        |
|  | <b>RTA 1</b> 1 per carton  |                             |                        |                        |       |                        |                        |       |       |       |       |       |        |        |
|  |  <p><b>High Back Weight Sensing Synchro-Tilter</b><br/>                     COM Yardage: Back 1.75; Seat: .75<br/>                     Freight Class: 250<br/>                     Product Weight (lbs.): 58.5<br/>                     Cubic Feet Per Carton: 15</p> | <b>QU104AHB</b> Base Price: | \$1699                 |                        |       |                        |                        |       |       |       |       |       |        |        |
|  |  | Back upcharge:              | +0                     | \$60                   | \$107 | \$175                  | \$272                  | \$312 | \$394 | \$525 | \$623 | \$730 | \$954  | \$1189 |
|  |  | Seat upcharge:              | +0                     | \$26                   | \$46  | \$75                   | \$117                  | \$134 | \$169 | \$225 | \$267 | \$313 | \$409  | \$510  |
| <b>OVERALL DIMENSIONS</b>  |  |                             | <b>SEAT DIMENSIONS</b> |                        |       | <b>BACK DIMENSIONS</b> |                        |       |       |       |       |       |        |        |
| W D H  |  |                             | W D H                  |                        |       | W H                    |                        |       |       |       |       |       |        |        |
| 26 24 43.5   |  |                             | 86 24 20               |                        |       | 40 12                  |                        |       |       |       |       |       |        |        |
| <b>RTA 1</b> 1 per carton  |  |                             |                        |                        |       |                        |                        |       |       |       |       |       |        |        |

ROMA®



model 1906




model 1908



**Optional Arms**

A height adjustable arm is optionally available for task seating. Please specify (RA). Add \$91







The Polypropylene Medium Back and the Upholstered Medium Back feature a flexible back construction that provides support, proper spinal alignment and comfort when moving or reaching in a seated position.

**STANDARD FEATURES**






- Flexible, elegant and affordable, Roma offers a family of seating with simple clean lines.
- Roma features an exclusive chair control mechanism which allows the chair back and arms to recline together while the chair seat moves just enough to ensure comfort.
- The series includes nesting chairs, task seating and height adjustable stools, with and without arms.
- For Nesting chairs see page 200.
- Four back versions are available: mesh, upholstered, flexible polypropylene or honeycomb polypropylene.
- Flexible polypropylene back chair features a built in lumbar support designed to move as you move and is available exclusively in black.
- The task chair upholstered back features a removable cover for on-site replacement and cleaning.
- Fixed arms are durable fiberglass reinforced nylon, fixed height. Standard with soft, durable, self-skinned urethane (SSU) armcaps that are warm to the touch.
- Standard with Global's high quality Soft Descent™ pneumatic lift which slowly and gently lowers the seat height of the chair making it easy to obtain the exact seat height you desire.
- Task chairs and stools are standard with a five prong, injection molded, fiberglass reinforced nylon Black spider base with dual wheel carpet casters (C1).
- All models upholstered in leather have two-piece seats with a radius towards the rear of the seat.
- Check textile availability prior to specifying upholstery material.






**OPTIONAL FEATURES**





- Breathable mesh back is available in six colors: Autumn Orange (AO), Spring Green (SG) Winter Grey (WG), Midnight Black (MB), Summer Blue (SB), Fall Burgundy (FB).
- An optional polished aluminum base is available at an upcharge. Specify (ALU). Add \$177!
- Please refer to "Cylinder Selection" section of the price book for additional cylinder options.
- Optional height adjustable arms are available, on task models. Please specify (RA). Add \$91.
- For hard surface flooring casters, please specify C9R. Add \$76.
- For fully assembled in box, please specify SU. Add \$81.

| DESCRIPTION  | FEATURES | MODEL#                             | STANDARD TEXTILE GRADES   |      |   |      |   |                               |      |      |      |      |      |      |
|--|----------|------------------------------------|---|------|---|------|---|-------------------------------|------|------|------|------|------|------|
|  |          |                                    | 1   | 2    | 3   | 4    | 5   | 6                             | 7    | 8    | 9    | 10   | 11   | 12   |
|  <p><b>Mesh MB - Armless Height Adjustable Stool</b><br/>                     COM Yardage: 1<br/>                     Freight Class: 150<br/>                     Product Weight (lbs): 43<br/>                     Cubic Feet Per Carton: 9.25</p> |          | <b>1871</b>                        | 1165  | 1208 | 1236  | 1282 | 1343  | 1363                          | 1420 | 1523 | 1575 | 1671 | 1802 | 1963 |
|  |          | <b>OVERALL DIMENSIONS</b><br>W D H |   |      | <b>SEAT DIMENSIONS</b><br>W D H   |      |   | <b>BACK DIMENSIONS</b><br>W H |      |      |      |      |      |      |
|  |          |                                    | 19.5  | 23.5 | 48  | 19.5 | 18  | 24.5-34.5                     | 18.5 | 19   |      |      |      |      |
|  |          |                                    |  |      |  |      |  |                               |      |      |      |      |      |      |

Ergonomic Features:  
B, C, M, N

| DESCRIPTION  | FEATURES                          | MODEL#      | STANDARD TEXTILE GRADES            |      |      |                                 |      |           |                               |      |      |      |      |      |  |  |
|--|-----------------------------------|-------------|------------------------------------|------|------|---------------------------------|------|-----------|-------------------------------|------|------|------|------|------|--|--|
|  |                                   |             | 1                                  | 2    | 3    | 4                               | 5    | 6         | 7                             | 8    | 9    | 10   | 11   | 12   |  |  |
|  <p><b>Polypropylene MB - Armless Height Adjustable Stool</b><br/>                     COM Yardage: 1<br/>                     Freight Class: 150<br/>                     Product Weight (lbs.): 43<br/>                     Cubic Feet Per Carton: 9.25</p> | Ergonomic Features:<br>B, C, M, N | <b>1872</b> | 1165                               | 1208 | 1236 | 1282                            | 1343 | 1363      | 1420                          | 1523 | 1575 | 1671 | 1802 | 1963 |  |  |
|  |                                   |             | <b>OVERALL DIMENSIONS</b><br>W D H |      |      | <b>SEAT DIMENSIONS</b><br>W D H |      |           | <b>BACK DIMENSIONS</b><br>W H |      |      |      |      |      |  |  |
|  |                                   |             | 19.5                               | 23.5 | 48   | 19.5                            | 18   | 24.5-34.5 | 18.5                          | 19   |      |      |      |      |  |  |
|  |                                   |             | <b>RTA 2</b>                       |      |      | FedEx                           |      |           | UPS                           |      |      |      |      |      |  |  |
|  <p><b>Honeycomb MB - Armless Height Adjustable Stool</b><br/>                     COM Yardage: 1<br/>                     Freight Class: 150<br/>                     Product Weight (lbs.): 43<br/>                     Cubic Feet Per Carton: 9.25</p>     | Ergonomic Features:<br>B, C, M, N | <b>1874</b> | 1211                               | 1252 | 1281 | 1325                            | 1388 | 1408      | 1463                          | 1567 | 1620 | 1715 | 1847 | 2008 |  |  |
|  |                                   |             | <b>OVERALL DIMENSIONS</b><br>W D H |      |      | <b>SEAT DIMENSIONS</b><br>W D H |      |           | <b>BACK DIMENSIONS</b><br>W H |      |      |      |      |      |  |  |
|  |                                   |             | 19.5                               | 23.5 | 48   | 19.5                            | 18   | 24.5-34.5 | 18.5                          | 19   |      |      |      |      |  |  |
|  |                                   |             | <b>RTA 2</b>                       |      |      | FedEx                           |      |           | UPS                           |      |      |      |      |      |  |  |
|  <p><b>Mesh MB - Height Adjustable Stool</b><br/>                     COM Yardage: 1<br/>                     Freight Class: 150<br/>                     Product Weight (lbs.): 50<br/>                     Cubic Feet Per Carton: 9.25</p>                 | Ergonomic Features:<br>B, C, M, N | <b>1876</b> | 1239                               | 1279 | 1308 | 1352                            | 1414 | 1436      | 1491                          | 1594 | 1647 | 1742 | 1872 | 2035 |  |  |
|  |                                   |             | <b>OVERALL DIMENSIONS</b><br>W D H |      |      | <b>SEAT DIMENSIONS</b><br>W D H |      |           | <b>BACK DIMENSIONS</b><br>W H |      |      |      |      |      |  |  |
|  |                                   |             | 25.5                               | 23.5 | 48   | 19.5                            | 18   | 24.5-34.5 | 18.5                          | 19   |      |      |      |      |  |  |
|  |                                   |             | <b>RTA 2</b>                       |      |      | FedEx                           |      |           | UPS                           |      |      |      |      |      |  |  |
|  <p><b>Polypropylene MB - Height Adjustable Stool</b><br/>                     COM Yardage: 1<br/>                     Freight Class: 150<br/>                     Product Weight (lbs.): 50<br/>                     Cubic Feet Per Carton: 9.25</p>       | Ergonomic Features:<br>B, C, M, N | <b>1877</b> | 1239                               | 1282 | 1310 | 1356                            | 1417 | 1437      | 1494                          | 1597 | 1649 | 1745 | 1876 | 2037 |  |  |
|  |                                   |             | <b>OVERALL DIMENSIONS</b><br>W D H |      |      | <b>SEAT DIMENSIONS</b><br>W D H |      |           | <b>BACK DIMENSIONS</b><br>W H |      |      |      |      |      |  |  |
|  |                                   |             | 25.5                               | 23.5 | 48   | 19.5                            | 18   | 24.5-34.5 | 18.5                          | 19   |      |      |      |      |  |  |
|  |                                   |             | <b>RTA 2</b>                       |      |      | FedEx                           |      |           | UPS                           |      |      |      |      |      |  |  |
|  <p><b>Honeycomb MB - Height Adjustable Stool</b><br/>                     COM Yardage: 1<br/>                     Freight Class: 150<br/>                     Product Weight (lbs.): 50<br/>                     Cubic Feet Per Carton: 9.25</p>           | Ergonomic Features:<br>B, C, M, N | <b>1879</b> | 1284                               | 1325 | 1354 | 1398                            | 1461 | 1481      | 1539                          | 1640 | 1693 | 1788 | 1920 | 2082 |  |  |
|  |                                   |             | <b>OVERALL DIMENSIONS</b><br>W D H |      |      | <b>SEAT DIMENSIONS</b><br>W D H |      |           | <b>BACK DIMENSIONS</b><br>W H |      |      |      |      |      |  |  |
|  |                                   |             | 25.5                               | 23.5 | 48   | 19.5                            | 18   | 24.5-34.5 | 18.5                          | 19   |      |      |      |      |  |  |
|  |                                   |             | <b>RTA 2</b>                       |      |      | FedEx                           |      |           | UPS                           |      |      |      |      |      |  |  |

| DESCRIPTION   | FEATURES                          | MODEL#      | STANDARD TEXTILE GRADES   |              |            |                        |          |          |                        |          |      |      |      |      |
|---|-----------------------------------|-------------|---------------------------|--------------|------------|------------------------|----------|----------|------------------------|----------|------|------|------|------|
|   |                                   |             | 1                         | 2            | 3          | 4                      | 5        | 6        | 7                      | 8        | 9    | 10   | 11   | 12   |
|  <p><b>Honeycomb MB - Armless</b><br/>COM Yardage: 1<br/>Freight Class: 150<br/>Product Weight (lbs.): 38<br/>Cubic Feet Per Carton: 9.25</p>          | Ergonomic Features:<br>B, C, M, N | <b>1896</b> | 941                       | 982          | 1012       | 1055                   | 1119     | 1139     | 1196                   | 1299     | 1350 | 1447 | 1578 | 1739 |
|   |                                   |             | <b>OVERALL DIMENSIONS</b> |              |            | <b>SEAT DIMENSIONS</b> |          |          | <b>BACK DIMENSIONS</b> |          |      |      |      |      |
|   |                                   |             | <b>W</b>                  | <b>D</b>     | <b>H</b>   | <b>W</b>               | <b>D</b> | <b>H</b> | <b>W</b>               | <b>H</b> |      |      |      |      |
|   |                                   |             | 19.5                      | 23.5         | 38         | 19.5                   | 18       | 15-19    | 18.5                   | 19       |      |      |      |      |
|   |                                   |             | <b>RTA 2</b>              | <b>FedEx</b> | <b>ups</b> |                        |          |          |                        |          |      |      |      |      |
|  <p><b>Honeycomb MB - w/Arms</b><br/>COM Yardage: 1<br/>Freight Class: 150<br/>Product Weight (lbs.): 45<br/>Cubic Feet Per Carton: 9.25</p>           | Ergonomic Features:<br>B, C, M, N | <b>1897</b> | 1005                      | 1046         | 1076       | 1119                   | 1183     | 1202     | 1260                   | 1363     | 1414 | 1511 | 1641 | 1803 |
|   |                                   |             | <b>OVERALL DIMENSIONS</b> |              |            | <b>SEAT DIMENSIONS</b> |          |          | <b>BACK DIMENSIONS</b> |          |      |      |      |      |
|   |                                   |             | <b>W</b>                  | <b>D</b>     | <b>H</b>   | <b>W</b>               | <b>D</b> | <b>H</b> | <b>W</b>               | <b>H</b> |      |      |      |      |
|   |                                   |             | 25.5                      | 23.5         | 38         | 19.5                   | 18       | 15-19    | 18.5                   | 19       |      |      |      |      |
|   |                                   |             | <b>RTA 2</b>              | <b>FedEx</b> | <b>ups</b> |                        |          |          |                        |          |      |      |      |      |
|  <p><b>Mesh MB - Armless</b><br/>COM Yardage: 1<br/>Freight Class: 150<br/>Product Weight (lbs.): 38<br/>Cubic Feet Per Carton: 9.25</p>              | Ergonomic Features:<br>B, C, M, N | <b>1901</b> | 941                       | 984          | 1015       | 1062                   | 1126     | 1150     | 1208                   | 1316     | 1369 | 1472 | 1609 | 1778 |
|   |                                   |             | <b>OVERALL DIMENSIONS</b> |              |            | <b>SEAT DIMENSIONS</b> |          |          | <b>BACK DIMENSIONS</b> |          |      |      |      |      |
|   |                                   |             | <b>W</b>                  | <b>D</b>     | <b>H</b>   | <b>W</b>               | <b>D</b> | <b>H</b> | <b>W</b>               | <b>H</b> |      |      |      |      |
|   |                                   |             | 19.5                      | 23.5         | 36.25      | 19.5                   | 18       | 15-19    | 18.5                   | 19       |      |      |      |      |
|   |                                   |             | <b>RTA 2</b>              | <b>FedEx</b> | <b>ups</b> |                        |          |          |                        |          |      |      |      |      |
|  <p><b>Polypropylene MB - Armless</b><br/>COM Yardage: 1<br/>Freight Class: 150<br/>Product Weight (lbs.): 36.25<br/>Cubic Feet Per Carton: 9.25</p> | Ergonomic Features:<br>B, C, M, N | <b>1902</b> | 941                       | 984          | 1015       | 1062                   | 1126     | 1150     | 1208                   | 1316     | 1369 | 1472 | 1609 | 1778 |
|   |                                   |             | <b>OVERALL DIMENSIONS</b> |              |            | <b>SEAT DIMENSIONS</b> |          |          | <b>BACK DIMENSIONS</b> |          |      |      |      |      |
|   |                                   |             | <b>W</b>                  | <b>D</b>     | <b>H</b>   | <b>W</b>               | <b>D</b> | <b>H</b> | <b>W</b>               | <b>H</b> |      |      |      |      |
|   |                                   |             | 19.5                      | 23.5         | 36.25      | 19.5                   | 18       | 15-19    | 18.5                   | 19       |      |      |      |      |
|   |                                   |             | <b>RTA 2</b>              | <b>FedEx</b> | <b>ups</b> |                        |          |          |                        |          |      |      |      |      |
|  <p><b>Upholstered MB - Armless</b><br/>COM Yardage: 1.75<br/>Freight Class: 150<br/>Product Weight (lbs.): 38<br/>Cubic Feet Per Carton: 9.25</p>   | Ergonomic Features:<br>B, C, M, N | <b>1903</b> | 1013                      | 1086         | 1139       | 1221                   | 1335     | 1374     | 1476                   | 1667     | 1757 | 1937 | 2176 | 2474 |
|   |                                   |             | <b>OVERALL DIMENSIONS</b> |              |            | <b>SEAT DIMENSIONS</b> |          |          | <b>BACK DIMENSIONS</b> |          |      |      |      |      |
|   |                                   |             | <b>W</b>                  | <b>D</b>     | <b>H</b>   | <b>W</b>               | <b>D</b> | <b>H</b> | <b>W</b>               | <b>H</b> |      |      |      |      |
|   |                                   |             | 19.5                      | 23.5         | 36.25      | 19.5                   | 18       | 15-19    | 18.5                   | 19       |      |      |      |      |
|   |                                   |             | <b>RTA 2</b>              | <b>FedEx</b> | <b>ups</b> |                        |          |          |                        |          |      |      |      |      |

| DESCRIPTION   | FEATURES                          | MODEL# | STANDARD TEXTILE GRADES   |              |            |                        |          |           |                        |          |      |      |      |      |
|---|-----------------------------------|--------|---------------------------|--------------|------------|------------------------|----------|-----------|------------------------|----------|------|------|------|------|
|   |                                   |        | 1                         | 2            | 3          | 4                      | 5        | 6         | 7                      | 8        | 9    | 10   | 11   | 12   |
|  <p><b>Mesh MB - w/Arms</b><br/>                     COM Yardage: 1<br/>                     Freight Class: 150<br/>                     Product Weight (lbs.): 45<br/>                     Cubic Feet Per Carton: 9.25</p>            | Ergonomic Features:<br>B, C, M, N | 1906   | 1005                      | 1046         | 1078       | 1122                   | 1190     | 1213      | 1269                   | 1376     | 1431 | 1534 | 1669 | 1842 |
|   |                                   |        | <b>OVERALL DIMENSIONS</b> |              |            | <b>SEAT DIMENSIONS</b> |          |           | <b>BACK DIMENSIONS</b> |          |      |      |      |      |
|   |                                   |        | <b>W</b>                  | <b>D</b>     | <b>H</b>   | <b>W</b>               | <b>D</b> | <b>H</b>  | <b>W</b>               | <b>H</b> |      |      |      |      |
|   |                                   |        | 25.5                      | 23.5         | 36.25      | 19.5                   | 18       | 15-19     | 18.5                   | 19       |      |      |      |      |
|   |                                   |        | <b>RTA 2</b>              | <b>FedEx</b> | <b>ups</b> |                        |          |           |                        |          |      |      |      |      |
|  <p><b>Polypropylene MB - w/Arms</b><br/>                     COM Yardage: 1<br/>                     Freight Class: 150<br/>                     Product Weight (lbs.): 45<br/>                     Cubic Feet Per Carton: 9.25</p>   | Ergonomic Features:<br>B, C, M, N | 1907   | 1005                      | 1048         | 1079       | 1126                   | 1190     | 1214      | 1272                   | 1379     | 1433 | 1535 | 1672 | 1842 |
|   |                                   |        | <b>OVERALL DIMENSIONS</b> |              |            | <b>SEAT DIMENSIONS</b> |          |           | <b>BACK DIMENSIONS</b> |          |      |      |      |      |
|   |                                   |        | <b>W</b>                  | <b>D</b>     | <b>H</b>   | <b>W</b>               | <b>D</b> | <b>H</b>  | <b>W</b>               | <b>H</b> |      |      |      |      |
|   |                                   |        | 25.5                      | 23.5         | 36.25      | 19.5                   | 18       | 15-19     | 18.5                   | 19       |      |      |      |      |
|   |                                   |        | <b>RTA 2</b>              | <b>FedEx</b> | <b>ups</b> |                        |          |           |                        |          |      |      |      |      |
|  <p><b>Upholstered MB - w/Arms</b><br/>                     COM Yardage: 1.75<br/>                     Freight Class: 150<br/>                     Product Weight (lbs.): 45<br/>                     Cubic Feet Per Carton: 9.25</p> | Ergonomic Features:<br>B, C, M, N | 1908   | 1080                      | 1149         | 1201       | 1276                   | 1386     | 1425      | 1519                   | 1702     | 1791 | 1958 | 2187 | 2474 |
|   |                                   |        | <b>OVERALL DIMENSIONS</b> |              |            | <b>SEAT DIMENSIONS</b> |          |           | <b>BACK DIMENSIONS</b> |          |      |      |      |      |
|   |                                   |        | <b>W</b>                  | <b>D</b>     | <b>H</b>   | <b>W</b>               | <b>D</b> | <b>H</b>  | <b>W</b>               | <b>H</b> |      |      |      |      |
|   |                                   |        | 25.5                      | 23.5         | 36.25      | 19.5                   | 18       | 16.5-20.5 | 18.5                   | 19       |      |      |      |      |
|   |                                   |        | <b>RTA 2</b>              | <b>FedEx</b> | <b>ups</b> |                        |          |           |                        |          |      |      |      |      |
|  <p><b>Upholstered Back Pad</b><br/>                     COM Yardage: 1<br/>                     Freight Class: 70<br/>                     Product Weight (lbs.): 1.5<br/>                     Cubic Feet Per Carton: 1.1</p>       |                                   | 1909   | 204                       | 247          | 278        | 326                    | 392      | 413       | 472                    | 579      | 634  | 735  | 872  | 1044 |
|   |                                   |        | <b>OVERALL DIMENSIONS</b> |              |            | <b>SEAT DIMENSIONS</b> |          |           | <b>BACK DIMENSIONS</b> |          |      |      |      |      |
|   |                                   |        | <b>W</b>                  | <b>D</b>     | <b>H</b>   | <b>W</b>               | <b>D</b> | <b>H</b>  | <b>W</b>               | <b>H</b> |      |      |      |      |
|   |                                   |        | 20.5                      | 19           | 0.38       | 21                     | 18       | 18        | 20                     | 20.5     |      |      |      |      |
|   |                                   |        | <b>RTA 00</b>             | <b>FedEx</b> | <b>ups</b> |                        |          |           |                        |          |      |      |      |      |

SOLAR



model 8456



model 8457



model 8456NA






model 8457NA






STANDARD FEATURES

- A sophisticated and versatile seating solution for conference and collaborative environments. Designed by Paul Brooks.
- One piece molded frame is extremely light (chair weighs 24 lbs.) and exceeds BIFMA standard for commercial applications.
- Cascading forward seat surface and reverse edge profile provide better leg clearance and comfort.
- Integrated seat height adjustment lever is intuitive and easy to utilize.
- The under seat structure maintains the seamless and fluid aesthetic that defines Solar.
- All bases are standard with Black (C1) dual wheel carpet casters.
- Check textile availability prior to specifying upholstery material.

OPTIONAL FEATURES

- Mesh is available in Midnight (MDN), Storm (STM), and Dove (DVE).
- Polished Aluminum (ALU) base is available. Add \$177.
- Alabaster (ABR) base can be ordered on an Asphalt frame, please specify. Add \$81
- Asphalt (APT) base can be ordered on an Alabaster frame, please specify. Add \$81.
- Optional hard surface Black Glide (C7) is available. No upcharge.
- For hard floor surface casters please specify C9R, please add \$76.

| DESCRIPTION  | FEATURES                      | MODEL#  | STANDARD TEXTILE GRADES |    |  |    |           |  |    |   |   |    |    |    |
|--|-------------------------------|---|-------------------------|----|--|----|-----------|--|----|---|---|----|----|----|
|  |                               |   | 1                       | 2  | 3  | 4  | 5         | 6  | 7  | 8 | 9 | 10 | 11 | 12 |
|  <p><b>MB Mesh Tilter - Asphalt Base/Frame</b><br/>COM Yardage: N/A<br/>Freight Class: 250<br/>Product Weight (lbs.): 27<br/>Cubic Feet Per Carton: 9.5</p> <p>Ergonomic Features:<br/>C, M</p>    | <p>RTA 1</p> <p>FedEx UPS</p> | 8456  | 1148                    | -  | -  | -  | -         | -  | -  | - | - | -  | -  | -  |
|  |                               | <p><b>OVERALL DIMENSIONS</b></p> <p>W D H</p> |                         |    | <p><b>SEAT DIMENSIONS</b></p> <p>W D H</p> |    |           | <p><b>BACK DIMENSIONS</b></p> <p>W H</p> |    |   |   |    |    |    |
|  |                               | 23.25   | 25                      | 36 | 19.25                                      | 18 | 17-21     | 19                                       | 19 |   |   |    |    |    |
|  <p><b>MB Mesh Tilter - Alabaster Base/Frame</b><br/>COM Yardage: N/A<br/>Freight Class: 250<br/>Product Weight (lbs.): 27<br/>Cubic Feet Per Carton: 9.5</p> <p>Ergonomic Features:<br/>C, M</p> | <p>RTA 1</p> <p>FedEx UPS</p> | 8457  | 1259                    | -  | -  | -  | -         | -  | -  | - | - | -  | -  | -  |
|  |                               | <p><b>OVERALL DIMENSIONS</b></p> <p>W D H</p> |                         |    | <p><b>SEAT DIMENSIONS</b></p> <p>W D H</p> |    |           | <p><b>BACK DIMENSIONS</b></p> <p>W H</p> |    |   |   |    |    |    |
|  |                               | 23.25   | 25                      | 36 | 19.25                                      | 18 | 17-21     | 19                                       | 19 |   |   |    |    |    |
|  <p><b>MB Mesh Stool - Asphalt Base/Frame</b><br/>COM Yardage: N/A<br/>Freight Class: 250<br/>Product Weight (lbs.): 31<br/>Cubic Feet Per Carton: 9.5</p> <p>Ergonomic Features:<br/>C, M</p>    | <p>RTA 1</p> <p>FedEx UPS</p> | 8456S   | 1464                    | -  | -  | -  | -         | -  | -  | - | - | -  | -  | -  |
|  |                               | <p><b>OVERALL DIMENSIONS</b></p> <p>W D H</p> |                         |    | <p><b>SEAT DIMENSIONS</b></p> <p>W D H</p> |    |           | <p><b>BACK DIMENSIONS</b></p> <p>W H</p> |    |   |   |    |    |    |
|  |                               | 23.25   | 25                      | 42 | 19.25                                      | 18 | 22.5-30.5 | 19                                       | 19 |   |   |    |    |    |

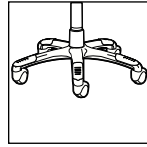
| DESCRIPTION   | FEATURES                    | MODEL#         | STANDARD TEXTILE GRADES   |              |          |                        |          |           |                        |          |   |    |    |    |  |  |
|---|-----------------------------|----------------|---------------------------|--------------|----------|------------------------|----------|-----------|------------------------|----------|---|----|----|----|--|--|
|   |                             |                | 1                         | 2            | 3        | 4                      | 5        | 6         | 7                      | 8        | 9 | 10 | 11 | 12 |  |  |
|  <p><b>MB Mesh Stool - Alabaster Base/Frame</b><br/>COM Yardage: N/A<br/>Freight Class: 250<br/>Product Weight (lbs.): 31<br/>Cubic Feet Per Carton: 9.5</p>   | Ergonomic Features:<br>C, M | <b>8457S</b>   | 1575                      | -            | -        | -                      | -        | -         | -                      | -        | - | -  | -  | -  |  |  |
|   |                             |                | <b>OVERALL DIMENSIONS</b> |              |          | <b>SEAT DIMENSIONS</b> |          |           | <b>BACK DIMENSIONS</b> |          |   |    |    |    |  |  |
|   |                             |                | <b>W</b>                  | <b>D</b>     | <b>H</b> | <b>W</b>               | <b>D</b> | <b>H</b>  | <b>W</b>               | <b>H</b> |   |    |    |    |  |  |
|   |                             |                | 23.25                     | 25           | 42       | 19.25                  | 18       | 22.5-30.5 | 19                     | 19       |   |    |    |    |  |  |
|   |                             |                | <b>RTA 1</b>              | <b>FedEx</b> |          | <b>ups</b>             |          |           |                        |          |   |    |    |    |  |  |
|  <p><b>MB Mesh Tilter - Asphalt Base/Frame</b><br/>COM Yardage: N/A<br/>Freight Class: 250<br/>Product Weight (lbs.): 25<br/>Cubic Feet Per Carton: 9.5</p>    | Ergonomic Features:<br>C, M | <b>8456NA</b>  | 1102                      | -            | -        | -                      | -        | -         | -                      | -        | - | -  | -  | -  |  |  |
|   |                             |                | <b>OVERALL DIMENSIONS</b> |              |          | <b>SEAT DIMENSIONS</b> |          |           | <b>BACK DIMENSIONS</b> |          |   |    |    |    |  |  |
|   |                             |                | <b>W</b>                  | <b>D</b>     | <b>H</b> | <b>W</b>               | <b>D</b> | <b>H</b>  | <b>W</b>               | <b>H</b> |   |    |    |    |  |  |
|   |                             |                | 23.25                     | 25           | 36       | 19.25                  | 18       | 17-21     | 19                     | 19       |   |    |    |    |  |  |
|   |                             |                | <b>RTA 1</b>              | <b>FedEx</b> |          | <b>ups</b>             |          |           |                        |          |   |    |    |    |  |  |
|  <p><b>MB Mesh Tilter - Alabaster Base/Frame</b><br/>COM Yardage: N/A<br/>Freight Class: 250<br/>Product Weight (lbs.): 25<br/>Cubic Feet Per Carton: 9.5</p> | Ergonomic Features:<br>C, M | <b>8457NA</b>  | 1214                      | -            | -        | -                      | -        | -         | -                      | -        | - | -  | -  | -  |  |  |
|   |                             |                | <b>OVERALL DIMENSIONS</b> |              |          | <b>SEAT DIMENSIONS</b> |          |           | <b>BACK DIMENSIONS</b> |          |   |    |    |    |  |  |
|   |                             |                | <b>W</b>                  | <b>D</b>     | <b>H</b> | <b>W</b>               | <b>D</b> | <b>H</b>  | <b>W</b>               | <b>H</b> |   |    |    |    |  |  |
|   |                             |                | 23.25                     | 25           | 36       | 19.25                  | 18       | 17-21     | 19                     | 19       |   |    |    |    |  |  |
|   |                             |                | <b>RTA 1</b>              | <b>FedEx</b> |          | <b>ups</b>             |          |           |                        |          |   |    |    |    |  |  |
|  <p><b>MB Mesh Stool - Asphalt Base/Frame</b><br/>COM Yardage: N/A<br/>Freight Class: 250<br/>Product Weight (lbs.): 29<br/>Cubic Feet Per Carton: 9.5</p>   | Ergonomic Features:<br>C, M | <b>8456SNA</b> | 1417                      | -            | -        | -                      | -        | -         | -                      | -        | - | -  | -  | -  |  |  |
|   |                             |                | <b>OVERALL DIMENSIONS</b> |              |          | <b>SEAT DIMENSIONS</b> |          |           | <b>BACK DIMENSIONS</b> |          |   |    |    |    |  |  |
|   |                             |                | <b>W</b>                  | <b>D</b>     | <b>H</b> | <b>W</b>               | <b>D</b> | <b>H</b>  | <b>W</b>               | <b>H</b> |   |    |    |    |  |  |
|   |                             |                | 23.25                     | 25           | 42       | 19.25                  | 18       | 22.5-30.5 | 19                     | 19       |   |    |    |    |  |  |
|   |                             |                | <b>RTA 1</b>              | <b>FedEx</b> |          | <b>ups</b>             |          |           |                        |          |   |    |    |    |  |  |
|  <p><b>MB Mesh Stool - Alabaster Base/Frame</b><br/>COM Yardage: N/A<br/>Freight Class: 250<br/>Product Weight (lbs.): 31<br/>Cubic Feet Per Carton: 9</p>   | Ergonomic Features:<br>C, M | <b>8457SNA</b> | 1528                      | -            | -        | -                      | -        | -         | -                      | -        | - | -  | -  | -  |  |  |
|   |                             |                | <b>OVERALL DIMENSIONS</b> |              |          | <b>SEAT DIMENSIONS</b> |          |           | <b>BACK DIMENSIONS</b> |          |   |    |    |    |  |  |
|   |                             |                | <b>W</b>                  | <b>D</b>     | <b>H</b> | <b>W</b>               | <b>D</b> | <b>H</b>  | <b>W</b>               | <b>H</b> |   |    |    |    |  |  |
|   |                             |                | 23.25                     | 25           | 42       | 19.25                  | 18       | 22.5-30.5 | 19                     | 19       |   |    |    |    |  |  |
|   |                             |                | <b>RTA 1</b>              | <b>FedEx</b> |          | <b>ups</b>             |          |           |                        |          |   |    |    |    |  |  |



model 5228



model 5226



**Optional Base**  
Polished Aluminum base with black scuff tips. Specify "B2". Add \$177.

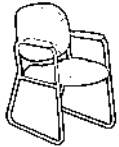
**STANDARD FEATURES**

- Contoured seat and back, waterfall seat edge and SSU armcaps provide extended comfort.
- All models (except armchairs and side chairs) are standard with a five prong, injection molded base with dual wheel carpet casters (**C65**).
- Seat frame and arm frame are standard in Black.
- Ganging clamp 5233 used for models 5225 and 5226 sled base models. Can be used for Supra models 5332 and 5332L.
- Ganging Clamp 2755 For model 5226. Zinc plated.
- Specifications and pricing is for 1 chair.
- Armchair models are standard with Black glides.
- Check textile availability prior to specifying upholstery material.
- An optional abrasion resistant outer back fabric (polyester) is available. Resistant to impact damage. Available in Black only. Add \$25.
- Vinyl Bumper Guard available with back edge vinyl bumper guard option (**VBG**). Add \$28.
- Non-marking (**NM**) glides are available at no charge to replace Black glides. Please Specify.
- Polished Aluminum base with black scuff tips. Specify "**B2**". Add \$177.
- Please refer to the "Casters Selection" section of the price book for caster options. Optional casters may be priced higher than the standard casters for your chair and the difference will be charged. Lower priced optional casters will not be credited.
- For hard surface flooring casters, specify **C65R**, add \$78.

**OPTIONAL FEATURES**

- Chrome upper finish with Black base available on models 5227 and 5228 Add 10% of opening published grade price.
- Model 5225 and 5226 frame finishes are standard in Black (**TBL**), Shadow (**TSH**), and Tungsten (**TTU**). Chrome (**CHM**) is also available. Add \$43

| DESCRIPTION | FEATURES | MODEL# | STANDARD TEXTILE GRADES |   |   |   |   |   |   |   |   |    |    |    |
|-------------|----------|--------|-------------------------|---|---|---|---|---|---|---|---|----|----|----|
|             |          |        | 1                       | 2 | 3 | 4 | 5 | 6 | 7 | 8 | 9 | 10 | 11 | 12 |




**Armchair**  
COM Yardage: 1.25  
Freight Class: 250  
Product Weight (lbs.): 25  
Cubic Feet Per Carton: 10.13 (2 per carton)

Ergonomic Features:  
M, N

|             |     |     |     |     |     |     |     |     |     |      |      |      |
|-------------|-----|-----|-----|-----|-----|-----|-----|-----|-----|------|------|------|
| <b>5225</b> | 451 | 501 | 542 | 599 | 678 | 707 | 781 | 910 | 975 | 1099 | 1268 | 1477 |
|-------------|-----|-----|-----|-----|-----|-----|-----|-----|-----|------|------|------|

| OVERALL DIMENSIONS |    |    | SEAT DIMENSIONS |    |    | BACK DIMENSIONS |    |
|--------------------|----|----|-----------------|----|----|-----------------|----|
| W                  | D  | H  | W               | D  | H  | W               | H  |
| 24                 | 25 | 34 | 20              | 18 | 18 | 20              | 18 |



**Side Chair**  
COM Yardage: 1.25  
Freight Class: 250  
Product Weight (lbs.): 21  
Cubic Feet Per Carton: 8.75 (2 per carton)

Ergonomic Features:  
M, N

|             |     |     |     |     |     |     |     |     |     |      |      |      |
|-------------|-----|-----|-----|-----|-----|-----|-----|-----|-----|------|------|------|
| <b>5226</b> | 417 | 470 | 509 | 567 | 645 | 676 | 747 | 877 | 941 | 1067 | 1235 | 1477 |
|-------------|-----|-----|-----|-----|-----|-----|-----|-----|-----|------|------|------|

| OVERALL DIMENSIONS |      |    | SEAT DIMENSIONS |    |    | BACK DIMENSIONS |    |
|--------------------|------|----|-----------------|----|----|-----------------|----|
| W                  | D    | H  | W               | D  | H  | W               | H  |
| 22                 | 25.5 | 34 | 20              | 18 | 18 | 20              | 18 |




**Ganging Clamp**  
COM Yardage: N/A  
Freight Class: 70  
Product Weight (lbs.): 0.3  
Cubic Feet Per Carton: 0.1

|             |    |   |   |   |   |   |   |   |   |   |   |   |
|-------------|----|---|---|---|---|---|---|---|---|---|---|---|
| <b>2755</b> | 37 | - | - | - | - | - | - | - | - | - | - | - |
|-------------|----|---|---|---|---|---|---|---|---|---|---|---|

| OVERALL DIMENSIONS |    |   | SEAT DIMENSIONS |   |   | BACK DIMENSIONS |   |
|--------------------|----|---|-----------------|---|---|-----------------|---|
| W                  | D  | H | W               | D | H | W               | H |
| 0                  | 00 | 0 | -               | - | - | -               | - |



| DESCRIPTION   | FEATURES | MODEL#      | STANDARD TEXTILE GRADES |   |   |   |   |   |   |   |   |    |    |    |
|---|----------|-------------|-------------------------|---|---|---|---|---|---|---|---|----|----|----|
|   |          |             | 1                       | 2 | 3 | 4 | 5 | 6 | 7 | 8 | 9 | 10 | 11 | 12 |
|  |          | <b>5233</b> | 35                      | - | - | - | - | - | - | - | - | -  | -  | -  |

**Ganging Clamps - Set of 2**

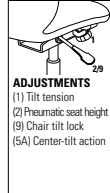
COM Yardage: N/A  
 Freight Class: 70  
 Product Weight: .20  
 Cubic Feet Per Carton: .04

| OVERALL DIMENSIONS |      |     | SEAT DIMENSIONS |   |   | BACK DIMENSIONS |   |
|--------------------|------|-----|-----------------|---|---|-----------------|---|
| W                  | D    | H   | W               | D | H | W               | H |
| .87                | 7.75 | 1.5 |                 |   |   |                 |   |



**HB Tilter**

COM Yardage: 1.5  
 Freight Class: 250  
 Product Weight (lbs.): 34  
 Cubic Feet Per Carton: 10.13 (2 per carton)



**ADJUSTMENTS**  
 (1) Tilt tension  
 (2) Pneumatic seat height  
 (9) Chair tilt lock  
 (5A) Center-tilt action

Ergonomic Features:  
 A, B, C, M, N, S

| MODEL# | 1           | 2   | 3   | 4   | 5   | 6   | 7   | 8    | 9    | 10   | 11   | 12   |
|--------|-------------|-----|-----|-----|-----|-----|-----|------|------|------|------|------|
|        | <b>5227</b> | 664 | 726 | 772 | 838 | 935 | 969 | 1053 | 1218 | 1290 | 1439 | 1640 |

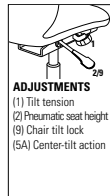
| OVERALL DIMENSIONS |      |    | SEAT DIMENSIONS |      |             | BACK DIMENSIONS |      |
|--------------------|------|----|-----------------|------|-------------|-----------------|------|
| W                  | D    | H  | W               | D    | H           | W               | H    |
| 24                 | 25.5 | 38 | 20              | 18.5 | 17.75-21.75 | 20              | 19.5 |

**RTA 00**



**LB Tilter**

COM Yardage: 1.25  
 Freight Class: 250  
 Product Weight (lbs.): 32  
 Cubic Feet Per Carton: 10.13 (2 per carton)



**ADJUSTMENTS**  
 (1) Tilt tension  
 (2) Pneumatic seat height  
 (9) Chair tilt lock  
 (5A) Center-tilt action

Ergonomic Features:  
 A, B, C, M, N, S

| MODEL# | 1           | 2   | 3   | 4   | 5   | 6   | 7   | 8   | 9    | 10   | 11   | 12   |
|--------|-------------|-----|-----|-----|-----|-----|-----|-----|------|------|------|------|
|        | <b>5228</b> | 597 | 647 | 686 | 743 | 823 | 853 | 923 | 1055 | 1119 | 1244 | 1413 |

| OVERALL DIMENSIONS |      |    | SEAT DIMENSIONS |      |             | BACK DIMENSIONS |      |
|--------------------|------|----|-----------------|------|-------------|-----------------|------|
| W                  | D    | H  | W               | D    | H           | W               | H    |
| 24                 | 24.5 | 34 | 20              | 18.5 | 17.75-21.75 | 20              | 17.5 |

**RTA 00**

## SORA™



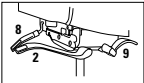
model 6941



model 6942

## MECHANISM:

Weight sensing  
synchro-tilter mechanism (-8)



## ADJUSTMENTS

Weight sensing auto  
tension adjustment  
(2) Pneumatic seat height  
back/lumbar height  
(8) Sliding seat depth  
(9) Multi position tilt lock

## Ergonomic features:

B, C, D, E, H, L, M, N, Q, R, U, V

## STANDARD FEATURES

- Designed in three seat sizes and two back sizes to accommodate many body shapes.
- The upper back shape encourages free lateral movement.
- Features a weight sensing synchro-tilter mechanism (-8) that requires no tilt tension adjustment.
- Side activated sliding seat depth adjustment.
- 4.4" adjustable lumbar area for personalized comfort and support is standard.
- Standard with Global's high quality Soft Descent™ 4" travel pneumatic lift which slowly and gently lowers the seat height of the chair making it easy to obtain the exact seat height you desire.
- 4.5" travel height adjustable arms.
- Five prong, injection molded, fiberglass reinforced nylon base with dual wheel casters.
- Sora is fully compliant with the latest BIFMA G1, GSA, and CGSB specifications.
- Frame is only available in Black.
- Check textile availability prior to specifying upholstery material.

## OPTIONAL FEATURES

- Height (E2), height and width adjustable (E3), and fully ergonomic arms (E4) are available.
- Fully ergonomic arms (E4) are height and width (1.4" travel) adjustable arms with sliding armcaps. Sliding armcaps travel 1" in width and 2" in depth, and articulate 20° inwards and 10° outwards to aim toward the keyboard or mouse area.
- Mesh backs are available in 24 brilliant Vue colors.

Please add option codes in the following order:



- **Model number**  
6941 High back  
6942 Medium back
- **Fabric**  
Specify fabric code
- **Mechanism**  
(-8) Weight sensing synchro-tilt
- **Arms**  
(E2) Height adjustable arms..... **No upcharge**  
(E3) Height and width adjustable arms..... **Add \$102**  
(E4) Fully ergonomic arms..... **Add \$226**
- **Base**  
(B7) Black nylon base..... **No upcharge**  
(A7) Polished aluminum base..... **Add \$177**
- **Casters**  
(C82) Dual wheel carpet casters..... **No upcharge**  
(C82R) Dual wheel hard floor casters..... **Add \$100**
- **Mesh** (colors shown on website)  
(VU10) Sandy Beach (VU23) Chartreuse  
(VU11) Desert Sand (VU26) Pool Blue  
(VU12) Orange Sunset (VU28) Sky  
(VU13) Chocolate Fountain (VU32) Primary Blue  
(VU14) Arctic Blue (VU34) Tangerine  
(VU15) Quarry Grey (VU37) Paprika  
(VU16) Tidal Wave (VU40) Grain  
(VU17) Ivy Moss (VU43) Yellow  
(VU18) Red Rose (VU55) Silver Grey  
(VU19) Coal Black (VU63) Silver  
(VU20) White (VU65) Hot Pink  
(VU21) Lime (VU70) Red Mittens
- **Seat Size**  
(P) Petite seat, 17" wide  
(STAN) Standard seat, 18.5" wide  
(GS) Generous seat, 19.5" wide
- **Cylinder (No Upcharge)**  
(4L) Standard (4")  
(5L) High (5")  
(4S) Short (4"). Seat height: 14.8" - 18.7"  
Seat height range achieved using (C1) casters.

## EXAMPLE SORA ORDER CODE

|         |        |           |     |      |         |       |       |          |
|---------|--------|-----------|-----|------|---------|-------|-------|----------|
| 6942    | -HD08  | -8        | -E4 | -A7  | -C82    | -VU32 | -STAN | -4L      |
| Model # | Fabric | Mechanism | Arm | Base | Casters | Mesh  | Seat  | Cylinder |

| Sora recommended dimensional information: based on measurements with weight sensing synchro-tilter mechanism |   |                     |                  |                      |
|--|---|---------------------|------------------|----------------------|
|  | Distance between arms<br>(pivot not included) | Standard arm height | Seat depth range | Standard seat height |
| <b>Petite seat (P)</b><br>Soft Descent 4" lift & (E4) arm  | 14.7" - 17.5" = 2.8" adjustment               | 7" - 11.5"          | 15.5" - 18.5"    | 16.1" - 20.1"        |
| <b>Standard seat (STAN)</b><br>Soft Descent 4" lift & (E4) arm   | 16.2" - 19" = 2.8" adjustment                 |                     | 16.5" - 19.5"    |                      |
| <b>Generous seat (GS)</b><br>Soft Descent 4" lift & (E4) arm   | 17.2" - 20" = 2.8" adjustment                 |                     | 17.5" - 19.75"   |                      |

Measurements shown are measured to the requirements of BIFMA G1-2013 / CGSB 44.232-2008.

| DESCRIPTION  | FEATURES | MODEL#      | STANDARD TEXTILE GRADES   |          |          |                        |              |           |                        |          |          |      |      |      |
|--|----------|-------------|---------------------------|----------|----------|------------------------|--------------|-----------|------------------------|----------|----------|------|------|------|
|  |          |             | 1                         | 2        | 3        | 4                      | 5            | 6         | 7                      | 8        | 9        | 10   | 11   | 12   |
|  <p><b>HB Weight Sensing Synchro-Tilter</b><br/>                     COM Yardage: 1<br/>                     Freight Class: 250<br/>                     Product Weight (lbs.): 60<br/>                     Cubic Feet Per Carton: 20.5</p> |          | <b>6941</b> | 1449                      | 1490     | 1520     | 1562                   | 1626         | 1656      | 1709                   | 1801     | 1867     | 1943 | 2103 | 2268 |
|  |          |             | <b>OVERALL DIMENSIONS</b> |          |          | <b>SEAT DIMENSIONS</b> |              |           | <b>BACK DIMENSIONS</b> |          |          |      |      |      |
|  |          |             |                           | <b>W</b> | <b>D</b> | <b>H</b>               | <b>W</b>     | <b>D</b>  | <b>H</b>               | <b>W</b> | <b>H</b> |      |      |      |
|  |          |             |                           | 25       | 24       | 42.5                   | 18.5         | 16.5-19.5 | 16.1-20.1              | 18.5     | 26       |      |      |      |
|  |          |             |                           |          |          |                        | <b>RTA 1</b> |           | 1 per carton           |          |          |      |      |      |
|  <p><b>MB Weight Sensing Synchro-Tilter</b><br/>                     COM Yardage: 1<br/>                     Freight Class: 250<br/>                     Product Weight (lbs.): 58<br/>                     Cubic Feet Per Carton: 20.5</p> |          | <b>6942</b> | 1392                      | 1433     | 1463     | 1505                   | 1569         | 1599      | 1654                   | 1745     | 1811     | 1889 | 2047 | 2214 |
|  |          |             | <b>OVERALL DIMENSIONS</b> |          |          | <b>SEAT DIMENSIONS</b> |              |           | <b>BACK DIMENSIONS</b> |          |          |      |      |      |
|  |          |             |                           | <b>W</b> | <b>D</b> | <b>H</b>               | <b>W</b>     | <b>D</b>  | <b>H</b>               | <b>W</b> | <b>H</b> |      |      |      |
|  |          |             |                           | 25       | 24       | 40.5                   | 18.5         | 16.5-19.5 | 16.1-20.1              | 18.5     | 24       |      |      |      |
|  |          |             |                           |          |          |                        | <b>RTA 1</b> |           | 1 per carton           |          |          |      |      |      |

**SPRITZ™**



**Tilter**  
6761-4



**Weight Sensing Synchro-Tilter**  
6761-8



**Tilter with Headrest**  
6766-4



**Optional Lumber (LSP)**  
Black plastic back of headrest

**MECHANISMS OPTIONS**

**Tilter (-4)**

**ADJUSTMENTS**  
(1) Tilt tension  
(2) Pneumatic seat height  
(9) Upright position tilt lock  
Center tilt action

**Ergonomic Features:**  
A, B, C, D, H, M, N, Q, S, U

**Weight Sensing (-8)**

**ADJUSTMENTS**  
Weight sensing auto tension adjustment  
(2) Pneumatic seat height  
(8) Sliding seat depth  
(9) Multi position tilt lock

**Ergonomic Features:**  
A, B, C, E, H, L, M, N, Q, U

**SPRITZ NESTING/MULTI-PURPOSE CHAIRS**



For Spritz Nesting/Multi-Purpose chairs, please refer to Multi-Purpose section of price book.

**STANDARD FEATURES**

- An exceptionally comfortable chair series featuring a sophisticated, translucent mesh and models for all applications.
- Side activated sliding seat depth adjustment is standard on weight sensing synchro tilter control mechanism.
- Standard with height adjustable, forward swept arms and sliding armcaps (G4).
- Standard with Global's high quality Soft Descent™ pneumatic lift which slowly and gently lowers the seat height of the chair making it easy to obtain the exact seat height you desire.
- Five prong, injection molded, fiberglass reinforced nylon Black base with C10 dual wheel carpet casters.
- 6766 models come standard with an adjustable headrest, upholstered in the selected seat textile. Headrest has a black plastic back panel.
- Check textile availability prior to specifying upholstery material.
- Models can be ordered in Leather using appropriate grade.

**OPTIONAL FEATURES**

- For additional caster options, please refer to the Arm and Caster section.
- Optional casters may be priced higher than the standard casters for your chair and the difference will be charged. Lower priced optional casters will not be credited.

**OPTION CODES**

Please add option codes in the following order:


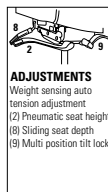

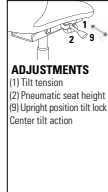

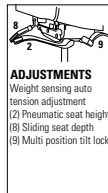
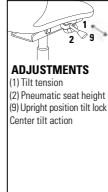




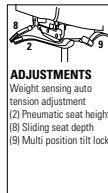



- **Model number**  
6761 Task Chair  
6766 Task Chair with Headrest
- Add (-4) to model number if ordering Tilter mechanism  
Add (-8) to model number if ordering Weight Sensing Synchro-Tilter mechanism
- **Fabric**  
Specify fabric code for seat.
- **Arms**  
(G4) Black nylon arms w/SSU armcaps..... **Standard**
- **Lumbar Pad Option**  
(LSP) Lumbar Pad..... **Add \$43**
- **Base**  
(BK) Black nylon base..... **Standard**  
(M2) Chrome Spider Base..... **Add \$71**
- **Casters**  
(C10) Dual wheel carpet casters ..... **Standard**  
(C10R) Dual wheel hard floor casters..... **Add \$70**
- **Mesh Back**  
(U1) Black  
(U2) Burgundy  
(U3) Blue  
(U4) Green  
(colors shown on website)
- **Vari-Width**  
(WA) Width adjustable arm extensions..... **Add \$92**
- **Chair Assembly**  
(-SU) Assembled in Box..... **Add \$81**

**EXAMPLE OF ORDER CODE:**

|              |        |      |            |      |         |           |            |                |
|--------------|--------|------|------------|------|---------|-----------|------------|----------------|
| 6761-4       | WA50   | G4   | LSP        | SD   | C10     | U2        | WA         | SU             |
| Model Number | Fabric | Arms | Lumbar Pad | Base | Casters | Mesh Back | Vari-Width | Chair Assembly |

| DESCRIPTION   | FEATURES  | MODEL#                    | STANDARD TEXTILE GRADES |          |                        |          |          |                        |      |      |      |      |      |      |
|---|---|---------------------------|-------------------------|----------|------------------------|----------|----------|------------------------|------|------|------|------|------|------|
|   |   |                           | 1                       | 2        | 3                      | 4        | 5        | 6                      | 7    | 8    | 9    | 10   | 11   | 12   |
| <br><b>Tilter</b><br>COM Yardage: 1<br>Freight Class: 150<br>Product Weight (lbs.): 48<br>Cubic Feet Per Carton: 10.5 | <br><b>ADJUSTMENTS</b><br>(1) Tilt tension<br>(2) Pneumatic seat height<br>(9) Upright position tilt lock<br>Center tilt action | <b>6761-4</b>             | 1028                    | 1068     | 1098                   | 1141     | 1205     | 1235                   | 1290 | 1380 | 1447 | 1525 | 1684 | 1851 |
|   |   | <b>OVERALL DIMENSIONS</b> |                         |          | <b>SEAT DIMENSIONS</b> |          |          | <b>BACK DIMENSIONS</b> |      |      |      |      |      |      |
| <b>W</b>  | <b>D</b>  | <b>H</b>                  | <b>W</b>                | <b>D</b> | <b>H</b>               | <b>W</b> | <b>H</b> |                        |      |      |      |      |      |      |
| 26  | 24  | 38.5                      | 19.5                    | 19       | 16-20                  | 17.5     | 20       |                        |      |      |      |      |      |      |



| DESCRIPTION   | FEATURES  | MODEL#                    | STANDARD TEXTILE GRADES  |          |                        |          |          |                        |          |      |      |      |      |      |  |  |
|---|---|---------------------------|--|----------|------------------------|----------|----------|------------------------|----------|------|------|------|------|------|--|--|
|   |   |                           | 1  | 2        | 3                      | 4        | 5        | 6                      | 7        | 8    | 9    | 10   | 11   | 12   |  |  |
|  <p><b>Weight Sensing Synchro-Tilter</b><br/>COM Yardage: 1<br/>Freight Class: 150<br/>Product Weight (lbs.): 54<br/>Cubic Feet Per Carton: 10.5</p>                     |  <p><b>ADJUSTMENTS</b><br/>Weight sensing auto tension adjustment<br/>(2) Pneumatic seat height<br/>(8) Sliding seat depth<br/>(9) Multi position tilt lock</p>  | <b>6761-8</b>             | 1176   | 1216     | 1246                   | 1289     | 1353     | 1383                   | 1438     | 1529 | 1596 | 1674 | 1834 | 2000 |  |  |
|   |   | <b>OVERALL DIMENSIONS</b> |  |          | <b>SEAT DIMENSIONS</b> |          |          | <b>BACK DIMENSIONS</b> |          |      |      |      |      |      |  |  |
|   |   | <b>W</b>                  | <b>D</b>   | <b>H</b> | <b>W</b>               | <b>D</b> | <b>H</b> | <b>W</b>               | <b>H</b> |      |      |      |      |      |  |  |
|   |   | 26                        | 24   | 38.5     | 19.5                   | 19-21.5  | 16-20    | 17.5                   | 20       |      |      |      |      |      |  |  |
|   |   |                           |          |          |                        |          |          |                        |          |      |      |      |      |      |  |  |
|  <p><b>Tilter w/Adjustable Headrest</b><br/>COM Yardage: 1<br/>Freight Class: 150<br/>Product Weight (lbs.): 49<br/>Cubic Feet Per Carton: 11</p>                        |  <p><b>ADJUSTMENTS</b><br/>(1) Tilt tension<br/>(2) Pneumatic seat height<br/>(9) Upright position tilt lock<br/>Center tilt action</p>                          | <b>6766-4</b>             | 1053   | 1087     | 1115                   | 1155     | 1212     | 1239                   | 1291     | 1373 | 1438 | 1508 | 1654 | 1809 |  |  |
|   |   | <b>OVERALL DIMENSIONS</b> |  |          | <b>SEAT DIMENSIONS</b> |          |          | <b>BACK DIMENSIONS</b> |          |      |      |      |      |      |  |  |
|   |   | <b>W</b>                  | <b>D</b>   | <b>H</b> | <b>W</b>               | <b>D</b> | <b>H</b> | <b>W</b>               | <b>H</b> |      |      |      |      |      |  |  |
|   |   | 26                        | 24   | 45       | 19.5                   | 19-21.5  | 16-20    | 17.5                   | 20       |      |      |      |      |      |  |  |
|   |   |                           |          |          |                        |          |          |                        |          |      |      |      |      |      |  |  |
|  <p><b>Weight Sensing Synchro-Tilter w/Adjustable Headrest</b><br/>COM Yardage: 1<br/>Freight Class: 150<br/>Product Weight (lbs.): 55<br/>Cubic Feet Per Carton: 11</p> |  <p><b>ADJUSTMENTS</b><br/>Weight sensing auto tension adjustment<br/>(2) Pneumatic seat height<br/>(8) Sliding seat depth<br/>(9) Multi position tilt lock</p> | <b>6766-8</b>             | 1225   | 1260     | 1288                   | 1330     | 1388     | 1415                   | 1469     | 1554 | 1619 | 1692 | 1842 | 2001 |  |  |
|   |   | <b>OVERALL DIMENSIONS</b> |  |          | <b>SEAT DIMENSIONS</b> |          |          | <b>BACK DIMENSIONS</b> |          |      |      |      |      |      |  |  |
|   |   | <b>W</b>                  | <b>D</b>   | <b>H</b> | <b>W</b>               | <b>D</b> | <b>H</b> | <b>W</b>               | <b>H</b> |      |      |      |      |      |  |  |
|   |   | 26                        | 24   | 45       | 19.5                   | 19-21.5  | 16-20    | 17.5                   | 20       |      |      |      |      |      |  |  |
|   |   |                           |    |          |                        |          |          |                        |          |      |      |      |      |      |  |  |

**STREAM**

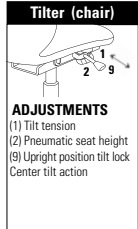


model 2073APP

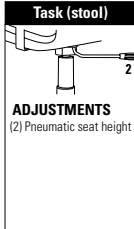


model 2074AUU

**MECHANISMS OPTIONS**



**Ergonomic Features:**  
A, B, C, M, N, S.



**Ergonomic Features:**  
C, M, N

**STANDARD FEATURES**

- Our popular Stream series now features 5-star base task chairs and heights adjustable stools.
- Task chairs are available with tilter mechanism only.
- Height adjustable stools are available with simple swivel mechanism only.
- Task chairs and height adjustable stools have a five-prong base with dual wheel casters.
- Units available with or without arms. Arms match seat/back finish.
- Perforated Polypropylene seats and backs are available in 14 colors.
- Check textile availability prior to specifying upholstery material.

**OPTIONAL FEATURES**

- Base is Black nylon, no upcharge, or Polished Aluminum, add **\$167**.
- Choose (82) carpet casters, no upcharge, or (8R) hard floor casters, add **\$77**.

Please add option codes in the following order:

- **Model number**  
**2073** Task chair  
**2074** Height adjustable stool
- **Textile**  
 Specify textile code for back (UU models only).  
 Specify textile code for seat (PU, UU models only).
- **Seat/back finish** (no upcharge)  
**(BZB)** Buzz Blue                      **(FRO)** Frost  
**(CCT)** Cactus                            **(INK)** Ink  
**(CRO)** Carrot                            **(LAB)** Latte  
**(IVC)** Cloud                              **(BLK)** Night  
**(DJN)** Dijon                              **(SND)** Sand  
**(EGP)** Eggplant                        **(SAR)** Scarlet  
**(FOG)** Fog                                **(SHW)** Shadow
- **Frame finish**  
**(BK)** Black. No upcharge.  
**(TN)** Tungsten. No upcharge.  
**(CM)** Chrome. Add \$51
- **Base**  
**(B7)** Black nylon base. No upcharge.  
**(A7)** Polished Aluminum base. Add \$177.
- **Casters**  
**(82)** 82 dual wheel carpet casters. No upcharge.  
**(8R)** 8R dual wheel hard floor casters. Add **\$94**




**Stream Multi-Purpose Chairs**












For Stream multi-purpose chairs, please see page 224.

**EXAMPLE STREAM TASK ORDER CODE:**

|         |              |              |                  |              |      |        |
|---------|--------------|--------------|------------------|--------------|------|--------|
| 2073APP | -            | -            | -IVC             | -CM          | -A7  | -82    |
| Model # | Back Textile | Seat Textile | Seat/back finish | Frame finish | Base | Caster |

| DESCRIPTION  | FEATURES | MODEL#         | STANDARD TEXTILE GRADES |                           |                           |          |                        |                        |           |                        |                        |      |      |      |  |
|--|----------|----------------|-------------------------|---------------------------|---------------------------|----------|------------------------|------------------------|-----------|------------------------|------------------------|------|------|------|--|
|  |          |                | 1                       | 2                         | 3                         | 4        | 5                      | 6                      | 7         | 8                      | 9                      | 10   | 11   | 12   |  |
| <br><b>Tilter Chair w/Arms</b><br>COM Yardage: N/A<br>Freight Class: 250<br>Product Weight (lbs.):34<br>Cubic Feet Per Carton: 15.5 |          | <b>2073APP</b> | 920                     | Polypropylene seat & back |                           |          |                        |                        |           |                        |                        |      |      |      |  |
|  |          |                |                         | <b>OVERALL DIMENSIONS</b> |                           |          | <b>SEAT DIMENSIONS</b> |                        |           | <b>BACK DIMENSIONS</b> |                        |      |      |      |  |
|  |          |                |                         | <b>W</b>                  | <b>D</b>                  | <b>H</b> | <b>W</b>               | <b>D</b>               | <b>H</b>  | <b>W</b>               | <b>H</b>               |      |      |      |  |
|  |          |                |                         | 24                        | 23.5                      | 33.5     | 18                     | 18                     | 15.5-20.5 | 16                     | 16.5                   |      |      |      |  |
|  |          | <b>RTA 00</b>  |                         | 1 per carton              |                           |          |                        |                        |           |                        |                        |      |      |      |  |
| <br><b>2073APU</b>  |          | <b>2073APU</b> | 1115                    | 1144                      | 1165                      | 1198     | 1242                   | 1263                   | 1304      | 1370                   | 1420                   | 1475 | 1591 | 1712 |  |
|  |          |                |                         | Upholstered seat          |                           |          |                        |                        |           |                        |                        |      |      |      |  |
|  |          |                |                         |                           | <b>OVERALL DIMENSIONS</b> |          |                        | <b>SEAT DIMENSIONS</b> |           |                        | <b>BACK DIMENSIONS</b> |      |      |      |  |
|  |          |                |                         | <b>W</b>                  | <b>D</b>                  | <b>H</b> | <b>W</b>               | <b>D</b>               | <b>H</b>  | <b>W</b>               | <b>H</b>               |      |      |      |  |
|  |          |                | 24                      | 23.5                      | 33.5                      | 18       | 18                     | 16-21                  | 16        | 16                     |                        |      |      |      |  |
|  |          | <b>RTA 00</b>  |                         | 1 per carton              |                           |          |                        |                        |           |                        |                        |      |      |      |  |
| <br><b>2073AAU</b>  |          | <b>2073AAU</b> | 1236                    | 1265                      | 1286                      | 1317     | 1362                   | 1384                   | 1424      | 1489                   | 1538                   | 1594 | 1709 | 1830 |  |
|  |          |                |                         | Upholstered seat & back   |                           |          |                        |                        |           |                        |                        |      |      |      |  |
|  |          |                |                         |                           | <b>OVERALL DIMENSIONS</b> |          |                        | <b>SEAT DIMENSIONS</b> |           |                        | <b>BACK DIMENSIONS</b> |      |      |      |  |
|  |          |                |                         | <b>W</b>                  | <b>D</b>                  | <b>H</b> | <b>W</b>               | <b>D</b>               | <b>H</b>  | <b>W</b>               | <b>H</b>               |      |      |      |  |
|  |          |                | 24                      | 23.5                      | 33.5                      | 18       | 18                     | 16-21                  | 16        | 16                     |                        |      |      |      |  |
|  |          | <b>RTA 00</b>  |                         | 1 per carton              |                           |          |                        |                        |           |                        |                        |      |      |      |  |

| DESCRIPTION  | FEATURES | MODEL#         | STANDARD TEXTILE GRADES |                           |          |          |                        |          |           |                        |          |      |      |      |      |
|--|----------|----------------|-------------------------|---------------------------|----------|----------|------------------------|----------|-----------|------------------------|----------|------|------|------|------|
|  |          |                | 1                       | 2                         | 3        | 4        | 5                      | 6        | 7         | 8                      | 9        | 10   | 11   | 12   |      |
|  <p><b>Armless Tilter Chair</b><br/>COM Yardage: N/A<br/>Freight Class: 300<br/>Product Weight (lbs.): 30<br/>Cubic Feet Per Carton:</p>  |          | <b>2073NPP</b> | 822                     | Polypropylene seat & back |          |          |                        |          |           |                        |          |      |      |      |      |
|  |          |                |                         | <b>OVERALL DIMENSIONS</b> |          |          | <b>SEAT DIMENSIONS</b> |          |           | <b>BACK DIMENSIONS</b> |          |      |      |      |      |
|  |          |                |                         | <b>W</b>                  | <b>D</b> | <b>H</b> | <b>W</b>               | <b>D</b> | <b>H</b>  | <b>W</b>               | <b>H</b> |      |      |      |      |
|  |          |                |                         | 20.5                      | 23.5     | 33.5     | 18                     | 18       | 15.5-20.5 | 16                     | 16.5     |      |      |      |      |
|  |          |                | <b>RTA 00</b>           | 1 per carton              |          |          |                        |          |           |                        |          |      |      |      |      |
|   <p><b>2073NPU</b>      <b>2073NUU</b></p> <p><b>Armless Tilter Chair</b><br/>COM Yardage: 0.75<br/>Freight Class: 250<br/>Product Weight: 33<br/>Cubic Feet Per Carton: 15.5</p>               |          | <b>2073NPU</b> | 1016                    | 1045                      | 1066     | 1097     | 1142                   | 1163     | 1204      | 1268                   | 1318     | 1372 | 1488 | 1609 |      |
|  |          |                |                         | Upholstered seat          |          |          |                        |          |           |                        |          |      |      |      |      |
|  |          |                | <b>2073NUU</b>          | 1137                      | 1166     | 1187     | 1218                   | 1262     | 1284      | 1324                   | 1388     | 1438 | 1492 | 1606 | 1726 |
|  |          |                |                         | Upholstered seat & back   |          |          |                        |          |           |                        |          |      |      |      |      |
|  |          |                | <b>RTA 00</b>           | 1 per carton              |          |          |                        |          |           |                        |          |      |      |      |      |
|  <p><b>Height Adjustable Stool w/Arms</b><br/>COM Yardage: N/A<br/>Freight Class: 300<br/>Product Weight (lbs.): 37<br/>Cubic Feet Per Carton: 19.5</p>  |          | <b>2074APP</b> | 1039                    | Polypropylene seat & back |          |          |                        |          |           |                        |          |      |      |      |      |
|  |          |                |                         | <b>OVERALL DIMENSIONS</b> |          |          | <b>SEAT DIMENSIONS</b> |          |           | <b>BACK DIMENSIONS</b> |          |      |      |      |      |
|  |          |                |                         | <b>W</b>                  | <b>D</b> | <b>H</b> | <b>W</b>               | <b>D</b> | <b>H</b>  | <b>W</b>               | <b>H</b> |      |      |      |      |
|  |          |                |                         | 24                        | 23.5     | 43       | 18                     | 18       | 22-32     | 16                     | 16.5     |      |      |      |      |
|  |          |                | <b>RTA 00</b>           | 1 per carton              |          |          |                        |          |           |                        |          |      |      |      |      |
|   <p><b>2074APU</b>      <b>2074AUU</b></p> <p><b>Height Adjustable Stool w/Arms</b><br/>COM Yardage: 0.75<br/>Freight Class: 250<br/>Product Weight: 40<br/>Cubic Feet Per Carton: 19.5</p> |          | <b>2074APU</b> | 1231                    | 1263                      | 1284     | 1319     | 1365                   | 1387     | 1429      | 1498                   | 1551     | 1608 | 1728 | 1857 |      |
|  |          |                |                         | Upholstered seat          |          |          |                        |          |           |                        |          |      |      |      |      |
|  |          |                | <b>2074AUU</b>          | 1352                      | 1381     | 1404     | 1437                   | 1484     | 1505      | 1548                   | 1614     | 1666 | 1726 | 1844 | 1971 |
|  |          |                |                         | Upholstered seat & back   |          |          |                        |          |           |                        |          |      |      |      |      |
|  |          |                | <b>RTA 00</b>           | 1 per carton              |          |          |                        |          |           |                        |          |      |      |      |      |
|  <p><b>Armless Height Adjustable Stool</b><br/>COM Yardage: N/A<br/>Freight Class: 300<br/>Product Weight (lbs.): 33<br/>Cubic Feet Per Carton: 19.5</p>  |          | <b>2074NPP</b> | 918                     | Polypropylene seat & back |          |          |                        |          |           |                        |          |      |      |      |      |
|  |          |                |                         | <b>OVERALL DIMENSIONS</b> |          |          | <b>SEAT DIMENSIONS</b> |          |           | <b>BACK DIMENSIONS</b> |          |      |      |      |      |
|  |          |                |                         | <b>W</b>                  | <b>D</b> | <b>H</b> | <b>W</b>               | <b>D</b> | <b>H</b>  | <b>W</b>               | <b>H</b> |      |      |      |      |
|  |          |                |                         | 20.5                      | 23.5     | 43       | 18                     | 18       | 22-32     | 16                     | 16.5     |      |      |      |      |
|  |          |                | <b>RTA 00</b>           | 1 per carton              |          |          |                        |          |           |                        |          |      |      |      |      |

| DESCRIPTION  | FEATURES | MODEL#                  | STANDARD TEXTILE GRADES |      |              |                 |      |           |                 |      |      |      |      |      |
|--|----------|-------------------------|-------------------------|------|--------------|-----------------|------|-----------|-----------------|------|------|------|------|------|
|  |          |                         | 1                       | 2    | 3            | 4               | 5    | 6         | 7               | 8    | 9    | 10   | 11   | 12   |
| <br><b>2074NPU</b>                                    |          | <b>2074NPU</b>          | 1110                    | 1139 | 1161         | 1194            | 1241 | 1261      | 1304            | 1370 | 1421 | 1478 | 1597 | 1719 |
|  |          | Upholstered seat        |                         |      |              |                 |      |           |                 |      |      |      |      |      |
| <br><b>2074NUU</b>                                    |          | <b>2074NUU</b>          | 1233                    | 1264 | 1285         | 1317            | 1364 | 1385      | 1427            | 1492 | 1544 | 1600 | 1715 | 1840 |
|  |          | Upholstered seat & back |                         |      |              |                 |      |           |                 |      |      |      |      |      |
|  |          |                         | OVERALL DIMENSIONS      |      |              | SEAT DIMENSIONS |      |           | BACK DIMENSIONS |      |      |      |      |      |
|  |          |                         | W                       | D    | H            | W               | D    | H         | W               | H    |      |      |      |      |
| <b>Armless Height Adjustable Stool</b><br>COM Yardage: 0.75<br>Freight Class: 300<br>Product Weight: 38<br>Cubic Feet Per Carton: 19.5 |          |                         | 20.5                    | 23.5 | 43           | 18              | 18   | 22.5-32.5 | 16              | 16   |      |      |      |      |
|  |          |                         | <b>RTA 00</b>           |      | 1 per carton |                 |      |           |                 |      |      |      |      |      |

SUPRA™



model 5330-4 (UB)



model 5332 (TUN)



**Impact Resistant Back**  
All models are standard with an impact resistant back cover, in Black Only.



**Optional Base**  
Arched aluminum base available as an option on models that are standard with a black arched base. Specify "TB5". Add \$177.




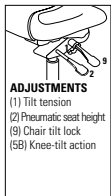





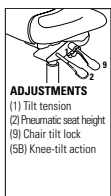


model 5332

STANDARD FEATURES



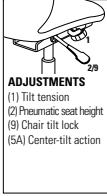












- Contoured cushions support the user in a comfortable, contemporary style.
- Stylish arm/frame design sweeps from under the seat through the back and culminates in a hoop at the rear of the seat.
- Tilters are standard with a Tungsten (TUB) finish and Black nylon base. Armchairs are standard with a Tungsten finish (TTU).
- Molded self-skinned urethane waterfall armrests are available in Black (BK) Only.
- The impact resistant outer back shell adds a decorative look and protects from damage. Available in Black (BK) Only.
- Five prong base models: dual wheel carpet casters
- (C65) are standard.
- Model 5331-4SC features a self centering cylinder which swivels and automatically returns to the starting seat location. This model is standard with a flat 5 star base in Black (BK) with C7 glides.
- Check textile availability prior to specifying upholstery material.

OPTIONAL FEATURES

- Models 5332 and 5332L can be joined together using ganging clamp model 5233.
- Optional steel cushioned glides (B) are available on models 5332 and 5332L. Specify. Add \$36.
- Optional frame finishes include: Please Specify a Tungsten finish with Tungsten base (TUT)\* on Tilter models. Add \$\*\$95. (\* Equipped with a 3" cylinder instead of the standard 4" cylinder to maintain seat height range.)
- Arm frames are available in Black finish with Black nylon base, please specify (TBB). No upcharge.
- Armchair optional frame finishes include: (TBL) Black and (TTU) Tungsten. For a Chrome (CHM) finish on armchairs, add \$134.
- Please refer to the "Casters Selection" section of the price book for caster options. Optional casters may be priced higher than the standard casters for your chair and the difference will be charged. Lower priced optional casters will not be credited.
- For hard surface flooring casters, please specify C65R casters. Add \$78.
- For fully assembled in box, please specify SU. Add \$81

| DESCRIPTION   | FEATURES   | MODEL#  | STANDARD TEXTILE GRADES   |      |           |                    |      |      |                 |      |      |                 |      |      |        |      |      |      |      |      |      |      |      |           |      |      |  |     |      |  |      |      |      |      |      |      |
|---|--|---|---|------|-----------|--------------------|------|------|-----------------|------|------|-----------------|------|------|--------|------|------|------|------|------|------|------|------|-----------|------|------|--|-----|------|--|------|------|------|------|------|------|
|   |  |   | 1   | 2    | 3         | 4                  | 5    | 6    | 7               | 8    | 9    | 10              | 11   | 12   |        |      |      |      |      |      |      |      |      |           |      |      |  |     |      |  |      |      |      |      |      |      |
|  <p><b>HB Knee - Tilter</b><br/>COM Yardage: 1.5<br/>Freight Class: 250<br/>Product Weight (lbs.): 41<br/>Cubic Feet Per Carton: 13.25</p>  |  <p><b>ADJUSTMENTS</b><br/>(1) Tilt tension<br/>(2) Pneumatic seat height<br/>(9) Chair tilt lock<br/>(5B) Knee-tilt action</p>  | <p>Ergonomic Features:<br/>A, B, C, J, M, N</p> | <table border="1"> <tr> <td>5330-2</td> <td>1009</td> <td>1073</td> <td>1117</td> <td>1186</td> <td>1280</td> <td>1314</td> <td>1399</td> <td>1560</td> <td>1636</td> <td>1784</td> <td>1985</td> <td>2240</td> </tr> </table>  |      |           |                    |      |      |                 |      |      |                 |      |      | 5330-2 | 1009 | 1073 | 1117 | 1186 | 1280 | 1314 | 1399 | 1560 | 1636      | 1784 | 1985 | 2240   |     |      |  |      |      |      |      |      |      |
|   |  |   | 5330-2  | 1009 | 1073      | 1117               | 1186 | 1280 | 1314            | 1399 | 1560 | 1636            | 1784 | 1985 | 2240   |      |      |      |      |      |      |      |      |           |      |      |  |     |      |  |      |      |      |      |      |      |
|   |  |   | <table border="1"> <tr> <th colspan="3">OVERALL DIMENSIONS</th> <th colspan="3">SEAT DIMENSIONS</th> <th colspan="2">BACK DIMENSIONS</th> </tr> <tr> <th>W</th> <th>D</th> <th>H</th> <th>W</th> <th>D</th> <th>H</th> <th>W</th> <th>H</th> </tr> <tr> <td>26</td> <td>27</td> <td>42.5</td> <td>21</td> <td>18.5</td> <td>17.5-21.5</td> <td>20</td> <td>24</td> </tr> </table>   |      |           | OVERALL DIMENSIONS |      |      | SEAT DIMENSIONS |      |      | BACK DIMENSIONS |      | W    | D      | H    | W    | D    | H    | W    | H    | 26   | 27   | 42.5      | 21   | 18.5 | 17.5-21.5  | 20  | 24   | <p>RTA 2</p>   |      |      |      |      |      |      |
|   |  |   | OVERALL DIMENSIONS  |      |           | SEAT DIMENSIONS    |      |      | BACK DIMENSIONS |      |      |                 |      |      |        |      |      |      |      |      |      |      |      |           |      |      |  |     |      |  |      |      |      |      |      |      |
| W   | D  | H   | W   | D    | H         | W                  | H    |      |                 |      |      |                 |      |      |        |      |      |      |      |      |      |      |      |           |      |      |  |     |      |  |      |      |      |      |      |      |
| 26  | 27   | 42.5  | 21  | 18.5 | 17.5-21.5 | 20                 | 24   |      |                 |      |      |                 |      |      |        |      |      |      |      |      |      |      |      |           |      |      |  |     |      |  |      |      |      |      |      |      |
| <table border="1"> <tr> <th>1</th> <th>2</th> <th>3</th> <th>4</th> <th>5</th> <th>6</th> <th>7</th> <th>8</th> <th>9</th> <th>10</th> <th>11</th> <th>12</th> </tr> <tr> <td>5330-4</td> <td>765</td> <td>827</td> <td>871</td> <td>940</td> <td>1035</td> <td>1070</td> <td>1154</td> <td>1316</td> <td>1392</td> <td>1541</td> <td>1741</td> <td>1996</td> </tr> </table>    |  |   |   |      |           |                    |      |      |                 |      |      | 1               | 2    | 3    | 4      | 5    | 6    | 7    | 8    | 9    | 10   | 11   | 12   | 5330-4    | 765  | 827  | 871  | 940 | 1035 | 1070   | 1154 | 1316 | 1392 | 1541 | 1741 | 1996 |
| 1   | 2  | 3   | 4   | 5    | 6         | 7                  | 8    | 9    | 10              | 11   | 12   |                 |      |      |        |      |      |      |      |      |      |      |      |           |      |      |  |     |      |  |      |      |      |      |      |      |
| 5330-4  | 765  | 827   | 871   | 940  | 1035      | 1070               | 1154 | 1316 | 1392            | 1541 | 1741 | 1996            |      |      |        |      |      |      |      |      |      |      |      |           |      |      |  |     |      |  |      |      |      |      |      |      |
| <table border="1"> <tr> <th colspan="3">OVERALL DIMENSIONS</th> <th colspan="3">SEAT DIMENSIONS</th> <th colspan="2">BACK DIMENSIONS</th> </tr> <tr> <th>W</th> <th>D</th> <th>H</th> <th>W</th> <th>D</th> <th>H</th> <th>W</th> <th>H</th> </tr> <tr> <td>26</td> <td>27</td> <td>42</td> <td>21</td> <td>18.5</td> <td>16.5-20.5</td> <td>20</td> <td>24</td> </tr> </table> |  |   | OVERALL DIMENSIONS  |      |           | SEAT DIMENSIONS    |      |      | BACK DIMENSIONS |      | W    | D               | H    | W    | D      | H    | W    | H    | 26   | 27   | 42   | 21   | 18.5 | 16.5-20.5 | 20   | 24   | <p>RTA 2</p>   |     |      |  |      |      |      |      |      |      |
| OVERALL DIMENSIONS  |  |   | SEAT DIMENSIONS   |      |           | BACK DIMENSIONS    |      |      |                 |      |      |                 |      |      |        |      |      |      |      |      |      |      |      |           |      |      |  |     |      |  |      |      |      |      |      |      |
| W   | D  | H   | W   | D    | H         | W                  | H    |      |                 |      |      |                 |      |      |        |      |      |      |      |      |      |      |      |           |      |      |  |     |      |  |      |      |      |      |      |      |
| 26  | 27   | 42  | 21  | 18.5 | 16.5-20.5 | 20                 | 24   |      |                 |      |      |                 |      |      |        |      |      |      |      |      |      |      |      |           |      |      |  |     |      |  |      |      |      |      |      |      |
|  <p><b>MB Knee - Tilter</b><br/>COM Yardage: 1.25<br/>Freight Class: 250<br/>Product Weight (lbs.): 39<br/>Cubic Feet Per Carton: 13.25</p>  |  <p><b>ADJUSTMENTS</b><br/>(1) Tilt tension<br/>(2) Pneumatic seat height<br/>(9) Chair tilt lock<br/>(5B) Knee-tilt action</p> | <p>Ergonomic Features:<br/>A, B, C, J, M, N</p> | <table border="1"> <tr> <td>5331-2</td> <td>956</td> <td>1007</td> <td>1048</td> <td>1102</td> <td>1183</td> <td>1212</td> <td>1286</td> <td>1414</td> <td>1479</td> <td>1604</td> <td>1773</td> <td>1982</td> </tr> </table>   |      |           |                    |      |      |                 |      |      |                 |      |      | 5331-2 | 956  | 1007 | 1048 | 1102 | 1183 | 1212 | 1286 | 1414 | 1479      | 1604 | 1773 | 1982   |     |      |  |      |      |      |      |      |      |
|   |  |   | 5331-2  | 956  | 1007      | 1048               | 1102 | 1183 | 1212            | 1286 | 1414 | 1479            | 1604 | 1773 | 1982   |      |      |      |      |      |      |      |      |           |      |      |  |     |      |  |      |      |      |      |      |      |
|   |  |   | <table border="1"> <tr> <th colspan="3">OVERALL DIMENSIONS</th> <th colspan="3">SEAT DIMENSIONS</th> <th colspan="2">BACK DIMENSIONS</th> </tr> <tr> <th>W</th> <th>D</th> <th>H</th> <th>W</th> <th>D</th> <th>H</th> <th>W</th> <th>H</th> </tr> <tr> <td>26</td> <td>26</td> <td>39.5</td> <td>21</td> <td>18.5</td> <td>17.5-21.5</td> <td>20</td> <td>19.5</td> </tr> </table> |      |           | OVERALL DIMENSIONS |      |      | SEAT DIMENSIONS |      |      | BACK DIMENSIONS |      | W    | D      | H    | W    | D    | H    | W    | H    | 26   | 26   | 39.5      | 21   | 18.5 | 17.5-21.5  | 20  | 19.5 | <p>RTA 2</p>   |      |      |      |      |      |      |
|   |  |   | OVERALL DIMENSIONS  |      |           | SEAT DIMENSIONS    |      |      | BACK DIMENSIONS |      |      |                 |      |      |        |      |      |      |      |      |      |      |      |           |      |      |  |     |      |  |      |      |      |      |      |      |
| W   | D  | H   | W   | D    | H         | W                  | H    |      |                 |      |      |                 |      |      |        |      |      |      |      |      |      |      |      |           |      |      |  |     |      |  |      |      |      |      |      |      |
| 26  | 26   | 39.5  | 21  | 18.5 | 17.5-21.5 | 20                 | 19.5 |      |                 |      |      |                 |      |      |        |      |      |      |      |      |      |      |      |           |      |      |  |     |      |  |      |      |      |      |      |      |



| DESCRIPTION  | FEATURES   | MODEL#   | STANDARD TEXTILE GRADES  |      |     |  |      |           |                        |      |      |      |      |      |      |   |
|--|--|--|--|------|-----|--|------|-----------|------------------------|------|------|------|------|------|------|---|
|  |  |  | 1  | 2    | 3   | 4  | 5    | 6         | 7                      | 8    | 9    | 10   | 11   | 12   |      |   |
| <br>5331-4  | <br>5331L-4   |  <p><b>ADJUSTMENTS</b><br/>                     (1) Tilt tension<br/>                     (2) Pneumatic seat height<br/>                     (9) Chair tilt lock<br/>                     (5A) Center-tilt action</p> | 5331-4   | 716  | 766 | 809  | 861  | 942       | 973                    | 1042 | 1176 | 1239 | 1364 | 1533 | 1742 |   |
|  |  |  | <b>OVERALL DIMENSIONS</b>  |      |     | <b>SEAT DIMENSIONS</b>   |      |           | <b>BACK DIMENSIONS</b> |      |      |      |      |      |      |   |
| <p><b>MB Tilter</b><br/>                     COM Yardage: 1.25<br/>                     Freight Class: 250<br/>                     Product Weight (lbs.): 37<br/>                     Cubic Feet Per Carton: 12</p>             |  |  | <p>Ergonomic Features:<br/>                     A, B, C, M, N, S</p> |      |     | <p>RTA 2</p>   |      |           | W                      | D    | H    | W    | D    | H    | W    | H |
|  |  |  | 26   | 26   | 39  | 21   | 18.5 | 16.5-20.5 | 20                     | 19.5 |      |      |      |      |      |   |
| <br>5331-4SC  | <br>5331L-4SC |  | 5331-4SC   | 795  | 850 | 888  | 945  | 1030      | 1055                   | 1128 | 1264 | 1330 | 1459 | 1628 | 1844 |   |
|  |  |  | <b>OVERALL DIMENSIONS</b>  |      |     | <b>SEAT DIMENSIONS</b>   |      |           | <b>BACK DIMENSIONS</b> |      |      |      |      |      |      |   |
| <p><b>MB Conference Chair</b><br/>                     COM Yardage: 1.25<br/>                     Freight Class: 250<br/>                     Product Weight (lbs.): 37<br/>                     Cubic Feet Per Carton: 11.5</p> |  |  | <p>Ergonomic Features:<br/>                     A, B, C, M, N, S</p> |      |     | <p>RTA 2</p>   |      |           | W                      | D    | H    | W    | D    | H    | W    | H |
|  |  |  | 26   | 26   | 37  | 21   | 18.5 | 18        | 20                     | 19.5 |      |      |      |      |      |   |
| <br>5332   | <br>5332L    |  | 5332   | 597  | 647 | 686  | 743  | 823       | 853                    | 923  | 1055 | 1119 | 1244 | 1413 | 1622 |   |
|  |  |  | <b>OVERALL DIMENSIONS</b>  |      |     | <b>SEAT DIMENSIONS</b>   |      |           | <b>BACK DIMENSIONS</b> |      |      |      |      |      |      |   |
| <p><b>Armchair</b><br/>                     COM Yardage: 1.25<br/>                     Freight Class: 300<br/>                     Product Weight (lbs.): 28<br/>                     Cubic Feet Per Carton: 17</p>              |  |  | <p>Ergonomic Features:<br/>                     M, N</p>             |      |     | <p>RTA 00</p>  |      |           | W                      | D    | H    | W    | D    | H    | W    | H |
|  |  |  | 25   | 25.5 | 36  | 21   | 18.5 | 17.5      | 20                     | 19.5 |      |      |      |      |      |   |
| <br>5332C   | <br>5332LC  |  | 5332C  | 785  | 836 | 877  | 935  | 1015      | 1045                   | 1118 | 1254 | 1319 | 1445 | 1616 | 1834 |   |
|  |  |  | <b>OVERALL DIMENSIONS</b>  |      |     | <b>SEAT DIMENSIONS</b>   |      |           | <b>BACK DIMENSIONS</b> |      |      |      |      |      |      |   |
| <p><b>Armchair Casters</b><br/>                     COM Yardage: 1.25<br/>                     Freight Class: 300<br/>                     Product Weight (lbs.): 28<br/>                     Cubic Feet Per Carton: 17</p>      |  |  | <p>Ergonomic Features:<br/>                     M, N</p>             |      |     | <p>RTA 00</p>  |      |           | W                      | D    | H    | W    | D    | H    | W    | H |
|  |  |  | 25   | 25.5 | 38  | 21   | 18.5 | 17.5      | 20                     | 19.5 |      |      |      |      |      |   |
| <br>5335  | <br>5335L   |  | 5335   | 716  | 766 | 809  | 861  | 942       | 973                    | 1042 | 1176 | 1239 | 1364 | 1533 | 1742 |   |
|  |  |  | <b>OVERALL DIMENSIONS</b>  |      |     | <b>SEAT DIMENSIONS</b>   |      |           | <b>BACK DIMENSIONS</b> |      |      |      |      |      |      |   |
| <p><b>Armchair Sled base</b><br/>                     COM Yardage: 1.25<br/>                     Freight Class: 300<br/>                     Product Weight (lbs.): 33<br/>                     Cubic Feet Per Carton: 17.5</p>  |  |  | <p>Ergonomic Features:<br/>                     M, N</p>             |      |     | <p>RTA 00</p>  |      |           | W                      | D    | H    | W    | D    | H    | W    | H |
|  |  |  | 25   | 28   | 38  | 21   | 18.5 | 18.5      | 20                     | 19.5 |      |      |      |      |      |   |

SUPRA X™



**Impact Resistant Back**  
All models are standard with an impact resistant back cover, in Black Only.

model 5336-5



**Additional stitch detail for leather upholstery**

model 5337-6

STANDARD FEATURES

- Ergonomic office seating with height adjustable lumbar support.
- Control knobs on the outside of the back allow the adjustment of the lumbar support.
- An impact resistant outer back shell adds a distinctive look to this series and protects against damage.
- Height and depth adjustable lumbar support.
- Standard with adjustable height forward swept arms with kidney shaped urethane armcaps (SC).
- Base and frame are standard in Black (BK).
- All models are standard with a five-legged, injection molded "spider" base.
- C65 casters are standard.
- Check textile availability prior to specifying upholstery material.

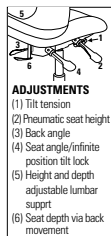
OPTIONAL FEATURES

- Please refer to "Arms Selection" section of the price book for arm options.
- Please refer to "Cylinder Selection" section of the price book for additional cylinder options.
- Please refer to the "Casters Selection" section of the price book for caster options. Optional casters may be priced higher than the standard casters for your chair and the difference will be charged. Lower priced optional casters will not be credited.
- For hard surface flooring casters, please specify C65R casters. Add \$78
- Vari-Width Adapter Plate (WA) is standard when chair is ordered with adjustable height arms. Allows each arm to move outward an additional 2" (for a total of 4" extra seat width) and locks with the use of an easy to maneuver lever (WA).
- For fully assembled in box, please SU. Add \$81

DESCRIPTION FEATURES MODEL# STANDARD TEXTILE GRADES



**HB Multi - Tilter**  
COM Yardage: 1.5  
Freight Class: 150  
Product Weight (lbs.): 58  
Cubic Feet Per Carton: 10.5



Ergonomic Features:  
A, B, C, E, G, H, M, N, S

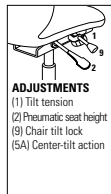
| MODEL# | 1    | 2    | 3    | 4    | 5    | 6    | 7    | 8    | 9    | 10   | 11   | 12   |
|--------|------|------|------|------|------|------|------|------|------|------|------|------|
| 5333-3 | 1147 | 1211 | 1257 | 1325 | 1424 | 1458 | 1544 | 1709 | 1785 | 1940 | 2144 | 2401 |

| OVERALL DIMENSIONS |      |    | SEAT DIMENSIONS |       |       | BACK DIMENSIONS |      |
|--------------------|------|----|-----------------|-------|-------|-----------------|------|
| W                  | D    | H  | W               | D     | H     | W               | H    |
| 26                 | 26.5 | 41 | 20              | 19-20 | 16-20 | 18              | 23.5 |

RTA 2 FedEx UPS



**HB Tilter**  
COM Yardage: 1.5  
Freight Class: 150  
Product Weight (lbs.): 55  
Cubic Feet Per Carton: 10.5



Ergonomic Features:  
A, B, C, E, H, M, N, S

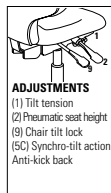
| MODEL# | 1    | 2    | 3    | 4    | 5    | 6    | 7    | 8    | 9    | 10   | 11   | 12   |
|--------|------|------|------|------|------|------|------|------|------|------|------|------|
| 5333-4 | 1070 | 1134 | 1181 | 1249 | 1347 | 1380 | 1468 | 1632 | 1709 | 1861 | 2067 | 2326 |

| OVERALL DIMENSIONS |      |      | SEAT DIMENSIONS |       |       | BACK DIMENSIONS |    |
|--------------------|------|------|-----------------|-------|-------|-----------------|----|
| W                  | D    | H    | W               | D     | H     | W               | H  |
| 26                 | 25.5 | 41.5 | 21              | 18-19 | 16-20 | 18              | 23 |

RTA 2 FedEx UPS



**MB Synchro - Tilter**  
COM Yardage: 1.25  
Freight Class: 150  
Product Weight (lbs.): 57  
Cubic Feet Per Carton: 10.5


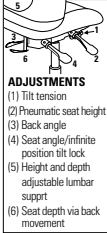

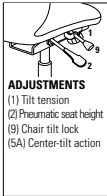



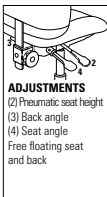

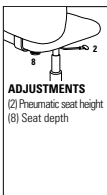

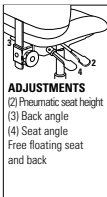

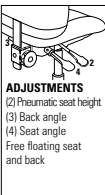



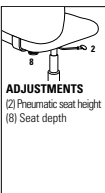





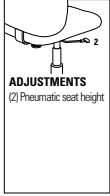

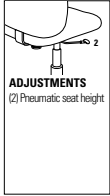
Ergonomic Features:  
A, B, C, H, L, M, N, Q

| MODEL# | 1    | 2    | 3    | 4    | 5    | 6    | 7    | 8    | 9    | 10   | 11   | 12   |
|--------|------|------|------|------|------|------|------|------|------|------|------|------|
| 5336-1 | 1339 | 1396 | 1433 | 1492 | 1574 | 1601 | 1674 | 1809 | 1874 | 2004 | 2170 | 2388 |

| OVERALL DIMENSIONS |      |      | SEAT DIMENSIONS |       |       | BACK DIMENSIONS |      |
|--------------------|------|------|-----------------|-------|-------|-----------------|------|
| W                  | D    | H    | W               | D     | H     | W               | H    |
| 26                 | 26.5 | 37.5 | 20              | 19-20 | 16-20 | 18              | 16.5 |

RTA 2 FedEx UPS

| DESCRIPTION  | FEATURES   | MODEL#        | STANDARD TEXTILE GRADES  |  |               |                           |          |           |                        |          |          |                        |          |      |          |          |      |
|--|--|---------------|--|--|---------------|---------------------------|----------|-----------|------------------------|----------|----------|------------------------|----------|------|----------|----------|------|
|  |  |               | 1  | 2  | 3             | 4                         | 5        | 6         | 7                      | 8        | 9        | 10                     | 11       | 12   |          |          |      |
|  <p><b>MB Multi - Tilter</b><br/>COM Yardage: 1.25<br/>Freight Class: 150<br/>Product Weight (lbs.): 55<br/>Cubic Feet Per Carton: 10.5</p> |  <p><b>ADJUSTMENTS</b><br/>(1) Tilt tension<br/>(2) Pneumatic seat height<br/>(3) Back angle<br/>(4) Seat angle/infinite position tilt lock<br/>(5) Height and depth adjustable lumbar support<br/>(6) Seat depth via back movement</p> | <b>5336-3</b> | 975  | 1023   | 1055          | 1107                      | 1180     | 1213      | 1278                   | 1383     | 1464     | 1553                   | 1737     | 1934 |          |          |      |
|  |  |               | <b>OVERALL DIMENSIONS</b>  |  |               | <b>SEAT DIMENSIONS</b>    |          |           | <b>BACK DIMENSIONS</b> |          |          |                        |          |      |          |          |      |
|  |  |               | <b>W</b>   | <b>D</b>   | <b>H</b>      | <b>W</b>                  | <b>D</b> | <b>H</b>  | <b>W</b>               | <b>H</b> |          | <b>W</b>               | <b>H</b> |      |          |          |      |
|  |  |               | 26   | 26.5   | 37.5          | 20                        | 17-18.5  | 17-21     | 18                     | 20       |          |                        |          |      |          |          |      |
| <p>Ergonomic Features:<br/>A, B, C, E, G, H, M, N, Q, S</p>  | <p>RTA 2</p>     |               |  |  |               |                           |          |           |                        |          |          |                        |          |      |          |          |      |
|  |  |               |  <p><b>MB Tilter</b><br/>COM Yardage: 1.25<br/>Freight Class: 150<br/>Product Weight (lbs.): 53<br/>Cubic Feet Per Carton: 10.5</p>             |  <p><b>ADJUSTMENTS</b><br/>(1) Tilt tension<br/>(2) Pneumatic seat height<br/>(9) Chair tilt lock<br/>(5A) Center-tilt action</p> | <b>5336-4</b> | 975                       | 1025     | 1063      | 1120                   | 1199     | 1236     | 1309                   | 1424     | 1511 | 1612     | 1814     | 2033 |
|  |  |               |  |  |               | <b>OVERALL DIMENSIONS</b> |          |           | <b>SEAT DIMENSIONS</b> |          |          | <b>BACK DIMENSIONS</b> |          |      |          |          |      |
|  |  |               |  |  |               | <b>W</b>                  | <b>D</b> | <b>H</b>  | <b>W</b>               | <b>D</b> | <b>H</b> | <b>W</b>               | <b>H</b> |      | <b>W</b> | <b>H</b> |      |
| 26   | 25.5   | 37.5          |  |  |               | 21                        | 18-19    | 16-20     | 19                     | 19       |          |                        |          |      |          |          |      |
| <p>Ergonomic Features:<br/>A, B, C, E, H, M, N, Q, S</p>   | <p>RTA 2</p>     |               |  |  |               |                           |          |           |                        |          |          |                        |          |      |          |          |      |
|  |  |               |  <p><b>MB Operator</b><br/>COM Yardage: 1.25<br/>Freight Class: 150<br/>Product Weight (lbs.): 49<br/>Cubic Feet Per Carton: 9.25</p>          |  <p><b>ADJUSTMENTS</b><br/>(2) Pneumatic seat height<br/>(3) Back angle<br/>(4) Seat angle<br/>Free floating seat and back</p>   | <b>5336-5</b> | 943                       | 991      | 1026      | 1080                   | 1156     | 1192     | 1261                   | 1370     | 1455 | 1548     | 1741     | 1949 |
|  |  |               |  |  |               | <b>OVERALL DIMENSIONS</b> |          |           | <b>SEAT DIMENSIONS</b> |          |          | <b>BACK DIMENSIONS</b> |          |      |          |          |      |
|  |  |               |  |  |               | <b>W</b>                  | <b>D</b> | <b>H</b>  | <b>W</b>               | <b>D</b> | <b>H</b> | <b>W</b>               | <b>H</b> |      | <b>W</b> | <b>H</b> |      |
| 26   | 27.5   | 37.5          |  |  |               | 20                        | 17-18.5  | 16.5-21.5 | 18                     | 20       |          |                        |          |      |          |          |      |
| <p>Ergonomic Features:<br/>C, E, F, G, H, M, N, Q, S</p>   | <p>RTA 2</p>     |               |  |  |               |                           |          |           |                        |          |          |                        |          |      |          |          |      |
|  |  |               |  <p><b>MB Operator Armless</b><br/>COM Yardage: 1.25<br/>Freight Class: 150<br/>Product Weight (lbs.): 43<br/>Cubic Feet Per Carton: 9.25</p> |  <p><b>ADJUSTMENTS</b><br/>(2) Pneumatic seat height<br/>(3) Back angle<br/>(4) Seat angle<br/>Free floating seat and back</p>  | <b>5337-5</b> | 781                       | 829      | 865       | 918                    | 995      | 1032     | 1101                   | 1212     | 1296 | 1391     | 1586     | 1795 |
|  |  |               |  |  |               | <b>OVERALL DIMENSIONS</b> |          |           | <b>SEAT DIMENSIONS</b> |          |          | <b>BACK DIMENSIONS</b> |          |      |          |          |      |
|  |  |               |  |  |               | <b>W</b>                  | <b>D</b> | <b>H</b>  | <b>W</b>               | <b>D</b> | <b>H</b> | <b>W</b>               | <b>H</b> |      | <b>W</b> | <b>H</b> |      |
| 20   | 27.5   | 37.5          |  |  |               | 20                        | 17-18.5  | 16.5-21.5 | 18                     | 20       |          |                        |          |      |          |          |      |
| <p>Ergonomic Features:<br/>C, E, F, G, M, N, Q, S</p>  | <p>RTA 2</p>     |               |  |  |               |                           |          |           |                        |          |          |                        |          |      |          |          |      |
|  |  |               |  <p><b>MB Task Armless</b><br/>COM Yardage: 1.25<br/>Freight Class: 150<br/>Product Weight (lbs.): 30<br/>Cubic Feet Per Carton: 6.75</p>     |  <p><b>ADJUSTMENTS</b><br/>(2) Pneumatic seat height<br/>(8) Seat depth</p>   | <b>5337-6</b> | 633                       | 683      | 722       | 779                    | 859      | 897      | 969                    | 1087     | 1177 | 1277     | 1483     | 1703 |
|  |  |               |  |  |               | <b>OVERALL DIMENSIONS</b> |          |           | <b>SEAT DIMENSIONS</b> |          |          | <b>BACK DIMENSIONS</b> |          |      |          |          |      |
|  |  |               |  |  |               | <b>W</b>                  | <b>D</b> | <b>H</b>  | <b>W</b>               | <b>D</b> | <b>H</b> | <b>W</b>               | <b>H</b> |      | <b>W</b> | <b>H</b> |      |
| 20   | 25   | 38.5          |  |  |               | 20                        | 17-18.5  | 16.5-21.5 | 18                     | 20       |          |                        |          |      |          |          |      |
| <p>Ergonomic Features:<br/>C, E, M, N, Q</p>   | <p>RTA 2</p>     |               |  |  |               |                           |          |           |                        |          |          |                        |          |      |          |          |      |

| DESCRIPTION   | FEATURES   | MODEL#        | STANDARD TEXTILE GRADES   |              |            |                        |           |           |                        |          |      |      |      |      |
|---|--|---------------|---------------------------|--------------|------------|------------------------|-----------|-----------|------------------------|----------|------|------|------|------|
|   |  |               | 1                         | 2            | 3          | 4                      | 5         | 6         | 7                      | 8        | 9    | 10   | 11   | 12   |
|  <p><b>Height Adjustable Chair Task</b><br/>                     COM Yardage: 1.25<br/>                     Freight Class: 125<br/>                     Product Weight (lbs.): 42<br/>                     Cubic Feet Per Carton: 6.75</p>         |  <p><b>ADJUSTMENTS</b><br/>                     (2) Pneumatic seat height</p> | <b>5338-6</b> | 1302                      | 1354         | 1393       | 1450                   | 1532      | 1570      | 1643                   | 1762     | 1853 | 1953 | 2162 | 2383 |
|   |  |               | <b>OVERALL DIMENSIONS</b> |              |            | <b>SEAT DIMENSIONS</b> |           |           | <b>BACK DIMENSIONS</b> |          |      |      |      |      |
|   |  |               | <b>W</b>                  | <b>D</b>     | <b>H</b>   | <b>W</b>               | <b>D</b>  | <b>H</b>  | <b>W</b>               | <b>H</b> |      |      |      |      |
|   |  |               | 26                        | 25           | 46.5       | 20                     | 18.5-19.5 | 23.5-33.5 | 18                     | 19       |      |      |      |      |
|   |  |               | <b>RTA 2</b>              | <b>FedEx</b> | <b>ups</b> |                        |           |           |                        |          |      |      |      |      |
|  <p><b>Height Adjustable Chair Task Armless</b><br/>                     COM Yardage: 1.25<br/>                     Freight Class: 150<br/>                     Product Weight (lbs.): 36<br/>                     Cubic Feet Per Carton: 6.75</p> |  <p><b>ADJUSTMENTS</b><br/>                     (2) Pneumatic seat height</p> | <b>5339-6</b> | 1137                      | 1189         | 1228       | 1287                   | 1370      | 1408      | 1484                   | 1603     | 1695 | 1797 | 2008 | 2230 |
|   |  |               | <b>OVERALL DIMENSIONS</b> |              |            | <b>SEAT DIMENSIONS</b> |           |           | <b>BACK DIMENSIONS</b> |          |      |      |      |      |
|   |  |               | <b>W</b>                  | <b>D</b>     | <b>H</b>   | <b>W</b>               | <b>D</b>  | <b>H</b>  | <b>W</b>               | <b>H</b> |      |      |      |      |
|   |  |               | 20                        | 25           | 46.5       | 20                     | 18.5-19.5 | 23.5-33.5 | 18                     | 19       |      |      |      |      |
|   |  |               | <b>RTA 2</b>              | <b>FedEx</b> | <b>ups</b> |                        |           |           |                        |          |      |      |      |      |

**SYNOPSIS®**



model 5080-3



model 5091-4


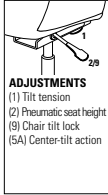

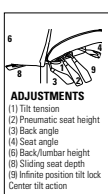
model 5090-4PB


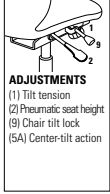

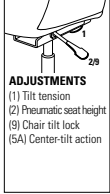

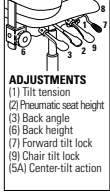

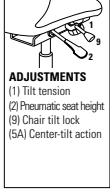

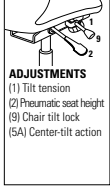
**STANDARD FEATURES**


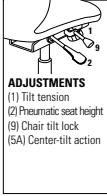




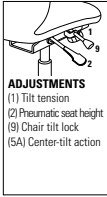


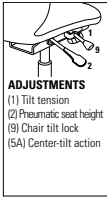








- A compound curved back adds a distinct look while maximizing comfort.
- Fixed height, impact and scuff resistant curved arms are standard on models 5090-4, 5091-4 and 5092
- Tilter, Synchro-Tilter, and Multi-Tilter models (starting with 5080) are standard with adjustable height T arms with teardrop shaped urethane armcaps (3B).
- Ratchet style back height and pneumatic seat height adjustments is standard on Synchro-Tilter and Multi-Tilter models.
- Vari-Width (WA), Width adjustable arm extensions are standard with adjustable height T arms.
- Synchro-Tilter and Multi-Tilters feature a black impact resistant outer back shell. Height adjustable stools have a plastic back panel. All other models feature a fully upholstered outer back.
- Sliding seat depth is available on Synchro-Tilters and Multi-Tilters. Seat depth can be adjusted with a lever on the side of the chair.
- All models (except armchair) are standard with a five-legged, injection molded base.
- Base and arms are available in Black (BK) Only.
- C65 casters are standard.
- Pedestal base models are offered on 5090 and 5091 (-4) Tilter mechanisms only. These models provide fixed location seating for use in auditoriums, classrooms, jury boxes, public venues and more. The base must be mounted to the floor (mounting hardware not included). See Pedestal Base Installation Guide for details.
- Check textile availability prior to specifying upholstery material.

**OPTIONAL FEATURES**

- Polished Aluminum base with black scuff tips. Specify "B2". Add \$177. Available on select models: 5080-0, 5080-4, 5081-0, 5081-4, 5090-4, and 5091-4.
- Please refer to "Arms Selection" section of the price book for arm options.
- Please refer to "Cylinder Selection" section of the price book for additional cylinder options.
- For hard surface flooring casters, specify C65R, add \$78.
- Please refer to the "Casters Selection" section of the price book for caster options. Optional casters may be priced higher than the standard casters for your chair and the difference will be charged. Lower priced optional casters will not be credited.
- For fully assembled in box, specify SU. Add \$81
- Pedestal Base models have black bases with 2" height adjust cylinders. Specify (SH) swivel, auto return to max height (no upcharge); (SN) non-swivel, auto return to max height (Add \$23); or (SC) swivel, self-centering and return to max height (Add \$35).

| DESCRIPTION  | FEATURES  | MODEL#  | STANDARD TEXTILE GRADES  |      |      |      |      |      |      |      |      |  |      |      |        |      |      |      |         |       |  |      |      |      |      |      |         |
|--|---|---|--|------|------|------|------|------|------|------|------|--|------|------|--------|------|------|------|---------|-------|--|------|------|------|------|------|---------|
|  |   |   | 1  | 2    | 3    | 4    | 5    | 6    | 7    | 8    | 9    | 10   | 11   | 12   |        |      |      |      |         |       |  |      |      |      |      |      |         |
|  <p><b>HB Synchro - Tilter w/Back Angle Adjustment</b><br/>COM Yardage: 2<br/>Freight Class: 150<br/>Product Weight (lbs.): 65<br/>Cubic Feet Per Carton: 14.25</p> |  <p><b>ADJUSTMENTS</b><br/>(1) Tilt tension<br/>(2) Pneumatic seat height<br/>(9) Chair tilt lock<br/>(5A) Center-tilt action</p>  | <p>Ergonomic Features:<br/>A, B, C, E, H, L, M, N, R</p>          | <table border="1"> <tr> <td>5080-0</td> <td>1270</td> <td>1411</td> <td>1470</td> <td>1559</td> <td>1685</td> <td>1729</td> <td>1837</td> <td>2045</td> <td>2145</td> <td>2337</td> <td>2599</td> <td>2927</td> </tr> </table> |      |      |      |      |      |      |      |      |  |      |      | 5080-0 | 1270 | 1411 | 1470 | 1559    | 1685  | 1729   | 1837 | 2045 | 2145 | 2337 | 2599 | 2927    |
|  |   |   | 5080-0   | 1270 | 1411 | 1470 | 1559 | 1685 | 1729 | 1837 | 2045 | 2145   | 2337 | 2599 | 2927   |      |      |      |         |       |  |      |      |      |      |      |         |
|  |   |   | <p><b>OVERALL DIMENSIONS</b></p> <table border="1"> <tr> <th>W</th> <th>D</th> <th>H</th> </tr> <tr> <td>24</td> <td>25</td> <td>46</td> </tr> </table>  |      |      | W    | D    | H    | 24   | 25   | 46   | <p><b>SEAT DIMENSIONS</b></p> <table border="1"> <tr> <th>W</th> <th>D</th> <th>H</th> </tr> <tr> <td>19.5</td> <td>18-20.5</td> <td>17-21</td> </tr> </table> |      |      | W      | D    | H    | 19.5 | 18-20.5 | 17-21 | <p><b>BACK DIMENSIONS</b></p> <table border="1"> <tr> <th>W</th> <th>H</th> </tr> <tr> <td>19</td> <td>26-28.5</td> </tr> </table> |      |      | W    | H    | 19   | 26-28.5 |
| W  | D   | H   |  |      |      |      |      |      |      |      |      |  |      |      |        |      |      |      |         |       |  |      |      |      |      |      |         |
| 24   | 25  | 46  |  |      |      |      |      |      |      |      |      |  |      |      |        |      |      |      |         |       |  |      |      |      |      |      |         |
| W  | D   | H   |  |      |      |      |      |      |      |      |      |  |      |      |        |      |      |      |         |       |  |      |      |      |      |      |         |
| 19.5   | 18-20.5   | 17-21   |  |      |      |      |      |      |      |      |      |  |      |      |        |      |      |      |         |       |  |      |      |      |      |      |         |
| W  | H   |   |  |      |      |      |      |      |      |      |      |  |      |      |        |      |      |      |         |       |  |      |      |      |      |      |         |
| 19   | 26-28.5   |   |  |      |      |      |      |      |      |      |      |  |      |      |        |      |      |      |         |       |  |      |      |      |      |      |         |
| <p>RTA 1</p>   |   |   |  |      |      |      |      |      |      |      |      |  |      |      |        |      |      |      |         |       |  |      |      |      |      |      |         |
|  <p><b>HB Multi - Tilter</b><br/>COM Yardage: 2<br/>Freight Class: 150<br/>Product Weight (lbs.): 67<br/>Cubic Feet Per Carton: 14.25</p>                           |  <p><b>ADJUSTMENTS</b><br/>(1) Tilt tension<br/>(2) Pneumatic seat height<br/>(3) Back angle<br/>(4) Seat angle<br/>(6) Back/Lumbar height<br/>(8) Sliding seat depth<br/>(9) Infinite position tilt lock<br/>Center tilt action</p> | <p>Ergonomic Features:<br/>A, B, C, D, E, F, G, H, M, N, O, S</p> | <table border="1"> <tr> <td>5080-3</td> <td>1270</td> <td>1410</td> <td>1469</td> <td>1559</td> <td>1685</td> <td>1726</td> <td>1837</td> <td>2045</td> <td>2143</td> <td>2337</td> <td>2599</td> <td>2926</td> </tr> </table> |      |      |      |      |      |      |      |      |  |      |      | 5080-3 | 1270 | 1410 | 1469 | 1559    | 1685  | 1726   | 1837 | 2045 | 2143 | 2337 | 2599 | 2926    |
|  |   |   | 5080-3   | 1270 | 1410 | 1469 | 1559 | 1685 | 1726 | 1837 | 2045 | 2143   | 2337 | 2599 | 2926   |      |      |      |         |       |  |      |      |      |      |      |         |
|  |   |   | <p><b>OVERALL DIMENSIONS</b></p> <table border="1"> <tr> <th>W</th> <th>D</th> <th>H</th> </tr> <tr> <td>24</td> <td>25</td> <td>46</td> </tr> </table>  |      |      | W    | D    | H    | 24   | 25   | 46   | <p><b>SEAT DIMENSIONS</b></p> <table border="1"> <tr> <th>W</th> <th>D</th> <th>H</th> </tr> <tr> <td>19.5</td> <td>18-20.5</td> <td>17-21</td> </tr> </table> |      |      | W      | D    | H    | 19.5 | 18-20.5 | 17-21 | <p><b>BACK DIMENSIONS</b></p> <table border="1"> <tr> <th>W</th> <th>H</th> </tr> <tr> <td>19</td> <td>26-28.5</td> </tr> </table> |      |      | W    | H    | 19   | 26-28.5 |
| W  | D   | H   |  |      |      |      |      |      |      |      |      |  |      |      |        |      |      |      |         |       |  |      |      |      |      |      |         |
| 24   | 25  | 46  |  |      |      |      |      |      |      |      |      |  |      |      |        |      |      |      |         |       |  |      |      |      |      |      |         |
| W  | D   | H   |  |      |      |      |      |      |      |      |      |  |      |      |        |      |      |      |         |       |  |      |      |      |      |      |         |
| 19.5   | 18-20.5   | 17-21   |  |      |      |      |      |      |      |      |      |  |      |      |        |      |      |      |         |       |  |      |      |      |      |      |         |
| W  | H   |   |  |      |      |      |      |      |      |      |      |  |      |      |        |      |      |      |         |       |  |      |      |      |      |      |         |
| 19   | 26-28.5   |   |  |      |      |      |      |      |      |      |      |  |      |      |        |      |      |      |         |       |  |      |      |      |      |      |         |
| <p>RTA 1</p>   |   |   |  |      |      |      |      |      |      |      |      |  |      |      |        |      |      |      |         |       |  |      |      |      |      |      |         |

| DESCRIPTION   | FEATURES   | MODEL#  | STANDARD TEXTILE GRADES   |              |           |                        |          |          |                        |          |      |      |      |      |      |  |
|---|--|---|---------------------------|--------------|-----------|------------------------|----------|----------|------------------------|----------|------|------|------|------|------|--|
|   |  |   | 1                         | 2            | 3         | 4                      | 5        | 6        | 7                      | 8        | 9    | 10   | 11   | 12   |      |  |
|  <p><b>HB Tilter</b><br/>COM Yardage: 2<br/>Freight Class: 150<br/>Product Weight (lbs.): 45<br/>Cubic Feet Per Carton: 9.75</p>                                       |  <p><b>ADJUSTMENTS</b><br/>(1) Tilt tension<br/>(2) Pneumatic seat height<br/>(9) Chair tilt lock<br/>(5A) Center-tilt action</p>   | <p>Ergonomic Features:<br/>A, B, C, M, N, S</p>                   | <b>5080-4</b>             | 1088         | 1166      | 1225                   | 1313     | 1439     | 1481                   | 1591     | 1799 | 1898 | 2091 | 2353 | 2680 |  |
|   |  |   | <b>OVERALL DIMENSIONS</b> |              |           | <b>SEAT DIMENSIONS</b> |          |          | <b>BACK DIMENSIONS</b> |          |      |      |      |      |      |  |
|   |  |   | <b>W</b>                  | <b>D</b>     | <b>H</b>  | <b>W</b>               | <b>D</b> | <b>H</b> | <b>W</b>               | <b>H</b> |      |      |      |      |      |  |
| 24.5  | 26.5   | 43.5  | 19.5                      | 18-19.5      | 16.5-20.5 | 19                     | 25.5     |          |                        |          |      |      |      |      |      |  |
|   |  |   | <b>RTA 2</b>              | <b>FedEx</b> |           | <b>ups</b>             |          |          |                        |          |      |      |      |      |      |  |
|  <p><b>MB Synchro - Tilter w/Back Angle Adjustment</b><br/>COM Yardage: 1.75<br/>Freight Class: 150<br/>Product Weight (lbs.): 62<br/>Cubic Feet Per Carton: 14.25</p> |  <p><b>ADJUSTMENTS</b><br/>(1) Tilt tension<br/>(2) Pneumatic seat height<br/>(9) Chair tilt lock<br/>(5A) Center-tilt action</p>   | <p>Ergonomic Features:<br/>A, B, C, E, H, L, M, N, R</p>          | <b>5081-0</b>             | 1148         | 1274      | 1327                   | 1403     | 1511     | 1552                   | 1646     | 1827 | 1915 | 2083 | 2313 | 2600 |  |
|   |  |   | <b>OVERALL DIMENSIONS</b> |              |           | <b>SEAT DIMENSIONS</b> |          |          | <b>BACK DIMENSIONS</b> |          |      |      |      |      |      |  |
|   |  |   | <b>W</b>                  | <b>D</b>     | <b>H</b>  | <b>W</b>               | <b>D</b> | <b>H</b> | <b>W</b>               | <b>H</b> |      |      |      |      |      |  |
| 24  | 25   | 42  | 19.5                      | 18-20.5      | 17-21     | 19                     | 22-24.5  |          |                        |          |      |      |      |      |      |  |
|   |  |   | <b>RTA 1</b>              |              |           |                        |          |          |                        |          |      |      |      |      |      |  |
|  <p><b>MB Multi - Tilter</b><br/>COM Yardage: 1.75<br/>Freight Class: 150<br/>Product Weight (lbs.): 64<br/>Cubic Feet Per Carton: 14.25</p>                          |  <p><b>ADJUSTMENTS</b><br/>(1) Tilt tension<br/>(2) Pneumatic seat height<br/>(3) Back angle<br/>(6) Back height<br/>(7) Forward tilt lock<br/>(9) Chair tilt lock<br/>(5A) Center-tilt action</p> | <p>Ergonomic Features:<br/>A, B, C, D, E, F, G, H, M, N, Q, S</p> | <b>5081-3</b>             | 1148         | 1274      | 1327                   | 1403     | 1511     | 1552                   | 1646     | 1827 | 1915 | 2083 | 2313 | 2600 |  |
|   |  |   | <b>OVERALL DIMENSIONS</b> |              |           | <b>SEAT DIMENSIONS</b> |          |          | <b>BACK DIMENSIONS</b> |          |      |      |      |      |      |  |
|   |  |   | <b>W</b>                  | <b>D</b>     | <b>H</b>  | <b>W</b>               | <b>D</b> | <b>H</b> | <b>W</b>               | <b>H</b> |      |      |      |      |      |  |
| 24  | 25   | 42  | 19.5                      | 18-20.5      | 17-21     | 19                     | 22-24.5  |          |                        |          |      |      |      |      |      |  |
|   |  |   | <b>RTA 1</b>              |              |           |                        |          |          |                        |          |      |      |      |      |      |  |
|  <p><b>MB Tilter</b><br/>COM Yardage: 1.75<br/>Freight Class: 150<br/>Product Weight (lbs.): 45<br/>Cubic Feet Per Carton: 9.75</p>                                  |  <p><b>ADJUSTMENTS</b><br/>(1) Tilt tension<br/>(2) Pneumatic seat height<br/>(9) Chair tilt lock<br/>(5A) Center-tilt action</p>   | <p>Ergonomic Features:<br/>A, B, C, M, N, S</p>                   | <b>5081-4</b>             | 956          | 1030      | 1087                   | 1172     | 1289     | 1344                   | 1450     | 1623 | 1754 | 1901 | 2202 | 2523 |  |
|   |  |   | <b>OVERALL DIMENSIONS</b> |              |           | <b>SEAT DIMENSIONS</b> |          |          | <b>BACK DIMENSIONS</b> |          |      |      |      |      |      |  |
|   |  |   | <b>W</b>                  | <b>D</b>     | <b>H</b>  | <b>W</b>               | <b>D</b> | <b>H</b> | <b>W</b>               | <b>H</b> |      |      |      |      |      |  |
| 24.5  | 26.5   | 43.5  | 19.5                      | 18-19.5      | 16.5-20.5 | 19                     | 25.5     |          |                        |          |      |      |      |      |      |  |
|   |  |   | <b>RTA 2</b>              | <b>FedEx</b> |           | <b>ups</b>             |          |          |                        |          |      |      |      |      |      |  |
|  <p><b>HB Tilter w/ Fixed Arm</b><br/>COM Yardage: 2<br/>Freight Class: 250<br/>Product Weight (lbs.): 41<br/>Cubic Feet Per Carton: 11.5</p>                        |  <p><b>ADJUSTMENTS</b><br/>(1) Tilt tension<br/>(2) Pneumatic seat height<br/>(9) Chair tilt lock<br/>(5A) Center-tilt action</p>   | <p>Ergonomic Features:<br/>A, B, C, M, N, S</p>                   | <b>5090-4</b>             | 794          | 908       | 968                    | 1056     | 1183     | 1225                   | 1333     | 1541 | 1641 | 1838 | 2096 | 2424 |  |
|   |  |   | <b>OVERALL DIMENSIONS</b> |              |           | <b>SEAT DIMENSIONS</b> |          |          | <b>BACK DIMENSIONS</b> |          |      |      |      |      |      |  |
|   |  |   | <b>W</b>                  | <b>D</b>     | <b>H</b>  | <b>W</b>               | <b>D</b> | <b>H</b> | <b>W</b>               | <b>H</b> |      |      |      |      |      |  |
| 24.5  | 26.5   | 43.5  | 19.5                      | 19.5         | 16.5-20.5 | 19                     | 25.5     |          |                        |          |      |      |      |      |      |  |
|   |  |   | <b>RTA 1</b>              | <b>FedEx</b> |           | <b>ups</b>             |          |          |                        |          |      |      |      |      |      |  |

| DESCRIPTION   | FEATURES   | MODEL#  | STANDARD TEXTILE GRADES   |  |                 |                           |          |           |                        |          |          |                        |          |      |      |      |      |
|---|--|---|---|--|-----------------|---------------------------|----------|-----------|------------------------|----------|----------|------------------------|----------|------|------|------|------|
|   |  |   | 1   | 2  | 3               | 4                         | 5        | 6         | 7                      | 8        | 9        | 10                     | 11       | 12   |      |      |      |
|  <p><b>MB Tilter w/ Fixed Arm</b><br/>COM Yardage: 1.75<br/>Freight Class: 250<br/>Product Weight (lbs.): 38<br/>Cubic Feet Per Carton: 11.5</p> |  <p><b>ADJUSTMENTS</b><br/>(1) Tilt tension<br/>(2) Pneumatic seat height<br/>(9) Chair tilt lock<br/>(5A) Center-tilt action</p> | <b>5091-4</b>   | 744   | 850  | 900             | 976                       | 1084     | 1124      | 1220                   | 1402     | 1488     | 1658                   | 1887     | 2173 |      |      |      |
|   |  |   | <b>OVERALL DIMENSIONS</b>   |  |                 | <b>SEAT DIMENSIONS</b>    |          |           | <b>BACK DIMENSIONS</b> |          |          |                        |          |      |      |      |      |
|   |  |   | <b>W</b>  | <b>D</b>   | <b>H</b>        | <b>W</b>                  | <b>D</b> | <b>H</b>  | <b>W</b>               | <b>H</b> |          |                        |          |      |      |      |      |
|   |  |   | 24.5  | 26.5   | 39.5            | 19.5                      | 19.5     | 16.5-20.5 | 19                     | 21.5     |          |                        |          |      |      |      |      |
| <p><b>MB Tilter w/ Fixed Arm</b><br/>COM Yardage: 1.75<br/>Freight Class: 250<br/>Product Weight (lbs.): 38<br/>Cubic Feet Per Carton: 11.5</p>   | <p>Ergonomic Features:<br/>A, B, C, M, N, S</p>  |          |   |  |                 |                           |          |           |                        |          |          |                        |          |      |      |      |      |
|   |  |   |  <p><b>Armchair</b><br/>COM Yardage: 1.75<br/>Freight Class: 250<br/>Product Weight (lbs.): 40<br/>Cubic Feet Per Carton: 17</p>                         |  <p><b>ADJUSTMENTS</b><br/>(1) Tilt tension<br/>(2) Pneumatic seat height<br/>(9) Chair tilt lock<br/>(5A) Center-tilt action</p>  | <b>5092</b>     | 755                       | 861      | 912       | 987                    | 1097     | 1140     | 1231                   | 1413     | 1502 | 1669 | 1900 | 2184 |
|   |  |   |   |  |                 | <b>OVERALL DIMENSIONS</b> |          |           | <b>SEAT DIMENSIONS</b> |          |          | <b>BACK DIMENSIONS</b> |          |      |      |      |      |
|   |  |   |   |  |                 | <b>W</b>                  | <b>D</b> | <b>H</b>  | <b>W</b>               | <b>D</b> | <b>H</b> | <b>W</b>               | <b>H</b> |      |      |      |      |
| 25  | 26   | 37  |   |  |                 | 19.5                      | 19       | 16.5      | 19                     | 27       |          |                        |          |      |      |      |      |
| <p><b>Armchair</b><br/>COM Yardage: 1.75<br/>Freight Class: 250<br/>Product Weight (lbs.): 40<br/>Cubic Feet Per Carton: 17</p>   | <p>Ergonomic Features:<br/>M, N</p>  |    |   |  |                 |                           |          |           |                        |          |          |                        |          |      |      |      |      |
|   |  |   |  <p><b>HB Tilter with Pedestal Base</b><br/>COM Yardage: 2<br/>Freight Class: 250<br/>Product Weight (lbs.): 44<br/>Cubic Feet Per Carton: 11.5</p>     |  <p><b>ADJUSTMENTS</b><br/>(1) Tilt tension<br/>(2) Pneumatic seat height<br/>(9) Chair tilt lock<br/>(5A) Center-tilt action</p> | <b>5090-4PB</b> | 1038                      | 1111     | 1169      | 1254                   | 1372     | 1428     | 1536                   | 1711     | 1842 | 1991 | 2296 | 2622 |
|   |  |   |   |  |                 | <b>OVERALL DIMENSIONS</b> |          |           | <b>SEAT DIMENSIONS</b> |          |          | <b>BACK DIMENSIONS</b> |          |      |      |      |      |
|   |  |   |   |  |                 | <b>W</b>                  | <b>D</b> | <b>H</b>  | <b>W</b>               | <b>D</b> | <b>H</b> | <b>W</b>               | <b>H</b> |      |      |      |      |
| 24.5  | 26.5   | 39.5  |   |  |                 | 19.5                      | 19.5     | 16.5-20.5 | 19                     | 25.5     |          |                        |          |      |      |      |      |
| <p><b>HB Tilter with Pedestal Base</b><br/>COM Yardage: 2<br/>Freight Class: 250<br/>Product Weight (lbs.): 44<br/>Cubic Feet Per Carton: 11.5</p>  | <p>Ergonomic Features:<br/>A, B, C, M, N, S</p>  |    |   |  |                 |                           |          |           |                        |          |          |                        |          |      |      |      |      |
|   |  |   |  <p><b>MB Tilter with Pedestal Base</b><br/>COM Yardage: 1.75<br/>Freight Class: 250<br/>Product Weight (lbs.): 41<br/>Cubic Feet Per Carton: 11.5</p> |  <p><b>ADJUSTMENTS</b><br/>(1) Tilt tension<br/>(2) Pneumatic seat height<br/>(9) Chair tilt lock<br/>(5A) Center-tilt action</p> | <b>5091-4PB</b> | 989                       | 1056     | 1102      | 1178                   | 1283     | 1330     | 1427                   | 1580     | 1696 | 1826 | 2094 | 2379 |
|   |  |   |   |  |                 | <b>OVERALL DIMENSIONS</b> |          |           | <b>SEAT DIMENSIONS</b> |          |          | <b>BACK DIMENSIONS</b> |          |      |      |      |      |
|   |  |   |   |  |                 | <b>W</b>                  | <b>D</b> | <b>H</b>  | <b>W</b>               | <b>D</b> | <b>H</b> | <b>W</b>               | <b>H</b> |      |      |      |      |
| 24.5  | 26.5   | 37.5  |   |  |                 | 19.5                      | 19.5     | 16.5-20.5 | 19                     | 21.5     |          |                        |          |      |      |      |      |
| <p><b>MB Tilter with Pedestal Base</b><br/>COM Yardage: 1.75<br/>Freight Class: 250<br/>Product Weight (lbs.): 41<br/>Cubic Feet Per Carton: 11.5</p>   | <p>Ergonomic Features:<br/>A, B, C, M, N, S</p>  |    |   |  |                 |                           |          |           |                        |          |          |                        |          |      |      |      |      |

**TRADITIONAL™**



model 3720



model 3722



**Standard Feature**  
Attractive brass-colored nail head trim is standard on all models




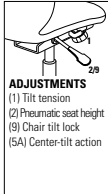

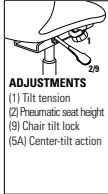



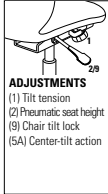
model 3747


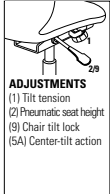



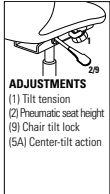

**STANDARD FEATURES**



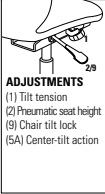

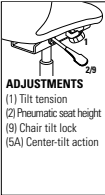

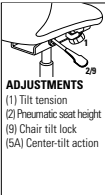

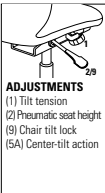
- Tilter chairs are standard with a traditional style wood capped steel base.
- All models are Tufted design with brass-colored nail head trim and vinyl bumper guards. Pneumatic seat height adjustment and tilt tension control.
- **C1** casters are standard.
- All models ship fully assembled in the box.
- Check textile availability prior to specifying upholstery material.

**OPTIONAL FEATURES**

- Wood base, arms and frames are available in Absolute (**AAM**), Black (**BKM**), Cherry (**ACM**), Espresso Cafe (**ECM**), English Oak (**EOM**), Fruitwood (**TFM**), Gray (**HGM**), Honey (**AHM**), Mahogany (**TMM**), Maple (**AVM**), Medium Walnut (**MWM**), Natural Walnut (**NLW**), Night (**ASM**), Noce Biondo (**NBM**), Noce Grigio (**NGM**), Noce Leggero (**NEM**), Noce Medio (**NMM**), Shaker Cherry (**SKM**), Walnut (**TWM**), WC Cream (**WTM**), White (**WHM**) and Winter Cherry (**WCM**). Please Specify. Genuine maple faced veneers and solids are used.
- Tilter models can be ordered with an optional Black nylon base upon request, at no upcharge.
- Please refer to the "Casters Selection" section of the price book for caster options. Optional casters may be priced higher than the standard casters for your chair and the difference will be charged. Lower priced optional casters will not be credited.
- For hard surface flooring casters. Specify **C9R**, Add \$76.

| DESCRIPTION  | FEATURES   | MODEL#                    | STANDARD FABRIC GRADES  |          |                        |          |           |                        |          |      |      |      |      |      |
|--|--|---------------------------|---|----------|------------------------|----------|-----------|------------------------|----------|------|------|------|------|------|
|  |  |                           | 1   | 2        | 3                      | 4        | 5         | 6                      | 7        | 8    | 9    | 10   | 11   | 12   |
|  <p><b>HB Tilter</b> Queen Anne Style<br/>COM Yardage: 4.75<br/>Freight Class: 250<br/>Product Weight (lbs.): 64<br/>Cubic Feet Per Carton: 22.25</p>      |  <p><b>ADJUSTMENTS</b><br/>(1) Tilt tension<br/>(2) Pneumatic seat height<br/>(9) Chair tilt lock<br/>(SA) Center-tilt action</p>  | <b>3720</b>               | 1741  | 1923     | 2067                   | --       | 2585      | 2698                   | --       | 3470 | 3712 | 4187 | 4826 | 5626 |
|  |  | <b>OVERALL DIMENSIONS</b> |   |          | <b>SEAT DIMENSIONS</b> |          |           | <b>BACK DIMENSIONS</b> |          |      |      |      |      |      |
|  |  | <b>W</b>                  | <b>D</b>  | <b>H</b> | <b>W</b>               | <b>D</b> | <b>H</b>  | <b>W</b>               | <b>H</b> |      |      |      |      |      |
|  |  | 29                        | 30  | 44.5     | 19.5                   | 19.5     | 19-23     | 19                     | 26       |      |      |      |      |      |
|  |  | <b>RTA 00</b>             |   |          |                        |          |           |                        |          |      |      |      |      |      |
|  <p><b>ArmChair</b> Banker's Style<br/>COM Yardage: 2<br/>Freight Class: 250<br/>Product Weight (lbs.): 31<br/>Cubic Feet Per Carton: 11.25</p>           |  <p><b>ADJUSTMENTS</b><br/>(1) Tilt tension<br/>(2) Pneumatic seat height<br/>(9) Chair tilt lock<br/>(SA) Center-tilt action</p> | <b>3722</b>               | 875   | 956      | --                     | --       | 1230      | 1283                   | --       | 1609 | 1711 | 1907 | 2181 | 2513 |
|  |  | <b>OVERALL DIMENSIONS</b> |   |          | <b>SEAT DIMENSIONS</b> |          |           | <b>BACK DIMENSIONS</b> |          |      |      |      |      |      |
|  |  | <b>W</b>                  | <b>D</b>  | <b>H</b> | <b>W</b>               | <b>D</b> | <b>H</b>  | <b>W</b>               | <b>H</b> |      |      |      |      |      |
|  |  | 25                        | 22.5  | 31       | 25                     | 18       | 19.5      | 23                     | 11       |      |      |      |      |      |
|  |  | <b>RTA 00</b>             |   |          |                        |          |           |                        |          |      |      |      |      |      |
|  <p><b>HB Tilter</b> Martha Washington Style<br/>COM Yardage: 3<br/>Freight Class: 250<br/>Product Weight (lbs.): 52<br/>Cubic Feet Per Carton: 20.25</p> |  <p><b>ADJUSTMENTS</b><br/>(1) Tilt tension<br/>(2) Pneumatic seat height<br/>(9) Chair tilt lock<br/>(SA) Center-tilt action</p> | <b>3730</b>               | 1683  | 1797     | --                     | --       | 2217      | 2290                   | --       | 2776 | 2931 | 3227 | 3630 | 4136 |
|  |  | <b>OVERALL DIMENSIONS</b> |   |          | <b>SEAT DIMENSIONS</b> |          |           | <b>BACK DIMENSIONS</b> |          |      |      |      |      |      |
|  |  | <b>W</b>                  | <b>D</b>  | <b>H</b> | <b>W</b>               | <b>D</b> | <b>H</b>  | <b>W</b>               | <b>H</b> |      |      |      |      |      |
|  |  | 0                         | 0   | 0        | 18                     | 18       | 17.5-21.5 | 19                     | 23       |      |      |      |      |      |
|  |  | <b>RTA 00</b>             |   |          |                        |          |           |                        |          |      |      |      |      |      |

| DESCRIPTION   | FEATURES   | MODEL#             | STANDARD FABRIC GRADES    |          |          |                        |          |           |                        |          |      |      |      |      |  |
|---|--|--------------------|---------------------------|----------|----------|------------------------|----------|-----------|------------------------|----------|------|------|------|------|--|
|   |  |                    | 1                         | 2        | 3        | 4                      | 5        | 6         | 7                      | 8        | 9    | 10   | 11   | 12   |  |
|  <p><b>LB Tilter</b> Martha Washington Style<br/>COM Yardage: 2.75<br/>Freight Class: 250<br/>Product Weight (lbs.): 46<br/>Cubic Feet Per Carton: 15.75</p>     |  <p><b>ADJUSTMENTS</b><br/>(1) Tilt tension<br/>(2) Pneumatic seat height<br/>(9) Chair tilt lock<br/>(5A) Center-tilt action</p>   | <p><b>3731</b></p> | 1561                      | 1667     | --       | --                     | 2053     | 2113      | --                     | 2562     | 2704 | 2977 | 3349 | 3812 |  |
|   |  |                    | <b>OVERALL DIMENSIONS</b> |          |          | <b>SEAT DIMENSIONS</b> |          |           | <b>BACK DIMENSIONS</b> |          |      |      |      |      |  |
|   |  |                    | <b>W</b>                  | <b>D</b> | <b>H</b> | <b>W</b>               | <b>D</b> | <b>H</b>  | <b>W</b>               | <b>H</b> |      |      |      |      |  |
|   |  |                    | 25.5                      | 26       | 36       | 18                     | 18       | 17.5-21.5 | 19                     | 18       |      |      |      |      |  |
| <p>*Fabrics Limited, See notes</p> <p>Ergonomic Features:<br/>A, C, M, N, S</p>   |  |                    |                           |          |          |                        |          |           |                        |          |      |      |      |      |  |
|   |  |                    |                           |          |          |                        |          |           |                        |          |      |      |      |      |  |
|  <p><b>LB Armchair</b> Martha Washington Style<br/>COM Yardage: 2.75<br/>Freight Class: 300<br/>Product Weight (lbs.): 28<br/>Cubic Feet Per Carton: 15.75</p>   | <p>*Fabrics Limited, See notes</p> <p>Ergonomic Features:<br/>M, N</p>   | <p><b>3732</b></p> | 1295                      | 1403     | --       | --                     | 1787     | 1848      | --                     | 2297     | 2438 | 2711 | 3084 | 3545 |  |
|   |  |                    | <b>OVERALL DIMENSIONS</b> |          |          | <b>SEAT DIMENSIONS</b> |          |           | <b>BACK DIMENSIONS</b> |          |      |      |      |      |  |
|   |  |                    | <b>W</b>                  | <b>D</b> | <b>H</b> | <b>W</b>               | <b>D</b> | <b>H</b>  | <b>W</b>               | <b>H</b> |      |      |      |      |  |
|   |  |                    | 25.5                      | 24.5     | 34       | 20                     | 18       | 19        | 19                     | 18       |      |      |      |      |  |
| <p>*Fabrics Limited, See notes</p> <p>Ergonomic Features:<br/>M, N</p>  |  |                    |                           |          |          |                        |          |           |                        |          |      |      |      |      |  |
|   |  |                    |                           |          |          |                        |          |           |                        |          |      |      |      |      |  |
|  <p><b>HB Armchair</b> Martha Washington Style<br/>COM Yardage: 3<br/>Freight Class: 300<br/>Product Weight (lbs.): 32<br/>Cubic Feet Per Carton: 20.25</p>     | <p>*Fabrics Limited, See notes</p> <p>Ergonomic Features:<br/>M, N</p>   | <p><b>3735</b></p> | 1417                      | 1529     | --       | --                     | 1949     | 2020      | --                     | 2507     | 2665 | 2961 | 3365 | 3871 |  |
|   |  |                    | <b>OVERALL DIMENSIONS</b> |          |          | <b>SEAT DIMENSIONS</b> |          |           | <b>BACK DIMENSIONS</b> |          |      |      |      |      |  |
|   |  |                    | <b>W</b>                  | <b>D</b> | <b>H</b> | <b>W</b>               | <b>D</b> | <b>H</b>  | <b>W</b>               | <b>H</b> |      |      |      |      |  |
|   |  |                    | 25                        | 27.5     | 39.5     | 20                     | 18       | 19        | 19                     | 22.5     |      |      |      |      |  |
| <p>*Fabrics Limited, See notes</p> <p>Ergonomic Features:<br/>M, N</p>  |  |                    |                           |          |          |                        |          |           |                        |          |      |      |      |      |  |
|   |  |                    |                           |          |          |                        |          |           |                        |          |      |      |      |      |  |
|  <p><b>LB Tilter</b> Martha Washington Style<br/>COM Yardage: 2.75<br/>Freight Class: 250<br/>Product Weight (lbs.): 47<br/>Cubic Feet Per Carton: 15.75</p>   |  <p><b>ADJUSTMENTS</b><br/>(1) Tilt tension<br/>(2) Pneumatic seat height<br/>(9) Chair tilt lock<br/>(5A) Center-tilt action</p> | <p><b>3741</b></p> | 1583                      | 1689     | --       | --                     | 2073     | 2135      | --                     | 2584     | 2726 | 2999 | 3371 | 3834 |  |
|   |  |                    | <b>OVERALL DIMENSIONS</b> |          |          | <b>SEAT DIMENSIONS</b> |          |           | <b>BACK DIMENSIONS</b> |          |      |      |      |      |  |
|   |  |                    | <b>W</b>                  | <b>D</b> | <b>H</b> | <b>W</b>               | <b>D</b> | <b>H</b>  | <b>W</b>               | <b>H</b> |      |      |      |      |  |
|   |  |                    | 0                         | 0        | 0        | 20                     | 18       | 17.5-21.5 | 19                     | 18       |      |      |      |      |  |
| <p>*Fabrics Limited, See notes</p> <p>Ergonomic Features:<br/>A, C, M, N, S</p>   |  |                    |                           |          |          |                        |          |           |                        |          |      |      |      |      |  |
|   |  |                    |                           |          |          |                        |          |           |                        |          |      |      |      |      |  |
|  <p><b>LB Armchair</b> Martha Washington Style<br/>COM Yardage: 2.75<br/>Freight Class: 300<br/>Product Weight (lbs.): 28<br/>Cubic Feet Per Carton: 15.75</p> | <p>*Fabrics Limited, See notes</p> <p>Ergonomic Features:<br/>M, N</p>   | <p><b>3742</b></p> | 1317                      | 1426     | --       | --                     | 1809     | 1871      | --                     | 2320     | 2460 | 2734 | 3105 | 3567 |  |
|   |  |                    | <b>OVERALL DIMENSIONS</b> |          |          | <b>SEAT DIMENSIONS</b> |          |           | <b>BACK DIMENSIONS</b> |          |      |      |      |      |  |
|   |  |                    | <b>W</b>                  | <b>D</b> | <b>H</b> | <b>W</b>               | <b>D</b> | <b>H</b>  | <b>W</b>               | <b>H</b> |      |      |      |      |  |
|   |  |                    | 25                        | 34.5     | 34.5     | 20                     | 18       | 19        | 19                     | 18       |      |      |      |      |  |
| <p>*Fabrics Limited, See notes</p> <p>Ergonomic Features:<br/>M, N</p>  |  |                    |                           |          |          |                        |          |           |                        |          |      |      |      |      |  |
|   |  |                    |                           |          |          |                        |          |           |                        |          |      |      |      |      |  |

| DESCRIPTION  | FEATURES   | MODEL#                    | STANDARD FABRIC GRADES |          |                        |          |          |                        |          |      |      |      |      |      |
|--|--|---------------------------|------------------------|----------|------------------------|----------|----------|------------------------|----------|------|------|------|------|------|
|  |  |                           | 1                      | 2        | 3                      | 4        | 5        | 6                      | 7        | 8    | 9    | 10   | 11   | 12   |
| <br><b>HB Armchair</b> Martha Washington Style<br>COM Yardage: 3<br>Freight Class: 300<br>Product Weight (lbs.): 26<br>Cubic Feet Per Carton: 20.25 | *Fabrics Limited, See notes<br><br>Ergonomic Features:<br>M, N<br><br><b>RTA 00</b>  | 3745                      | 1442                   | 1556     | --                     | --       | 1977     | 2050                   | --       | 2538 | 2690 | 2988 | 3390 | 3897 |
|  |  | <b>OVERALL DIMENSIONS</b> |                        |          | <b>SEAT DIMENSIONS</b> |          |          | <b>BACK DIMENSIONS</b> |          |      |      |      |      |      |
|  |  | <b>W</b>                  | <b>D</b>               | <b>H</b> | <b>W</b>               | <b>D</b> | <b>H</b> | <b>W</b>               | <b>H</b> |      |      |      |      |      |
|  | 25   | 27.5                      | 39.5                   | 20       | 18                     | 19       | 19       | 22.5                   |          |      |      |      |      |      |
| <br><b>MB Tilter</b> Martha Washington Style<br>COM Yardage: 3<br>Freight Class: 300<br>Product Weight (lbs.): 40<br>Cubic Feet Per Carton: 20.25   | <br><b>ADJUSTMENTS</b><br>(1) Tilt tension<br>(2) Pneumatic seat height<br>(9) Chair tilt lock<br>(5A) Center-tilt action<br><br>*Fabrics Limited, See notes<br><br>Ergonomic Features:<br>A, C, M, N, S<br><br><b>RTA 00</b>   | 3746                      | 1561                   | 1675     | --                     | --       | 2095     | 2164                   | --       | 2657 | 2809 | 3104 | 3510 | 4016 |
|  |  | <b>OVERALL DIMENSIONS</b> |                        |          | <b>SEAT DIMENSIONS</b> |          |          | <b>BACK DIMENSIONS</b> |          |      |      |      |      |      |
|  |  | <b>W</b>                  | <b>D</b>               | <b>H</b> | <b>W</b>               | <b>D</b> | <b>H</b> | <b>W</b>               | <b>H</b> |      |      |      |      |      |
|  | 26.5   | 29                        | 38                     | 20       | 18                     | 17-21    | 20       | 24                     |          |      |      |      |      |      |
| <br><b>MB Tilter</b> Martha Washington Style<br>COM Yardage: 3<br>Freight Class: 250<br>Product Weight (lbs.): 48<br>Cubic Feet Per Carton: 20.25  | <br><b>ADJUSTMENTS</b><br>(1) Tilt tension<br>(2) Pneumatic seat height<br>(9) Chair tilt lock<br>(5A) Center-tilt action<br><br>*Fabrics Limited, See notes<br><br>Ergonomic Features:<br>A, C, M, N, S<br><br><b>RTA 00</b>  | 3747                      | 1533                   | 1647     | --                     | --       | 2067     | 2140                   | --       | 2629 | 2781 | 3079 | 3483 | 3987 |
|  |  | <b>OVERALL DIMENSIONS</b> |                        |          | <b>SEAT DIMENSIONS</b> |          |          | <b>BACK DIMENSIONS</b> |          |      |      |      |      |      |
|  |  | <b>W</b>                  | <b>D</b>               | <b>H</b> | <b>W</b>               | <b>D</b> | <b>H</b> | <b>W</b>               | <b>H</b> |      |      |      |      |      |
|  | 0  | 0                         | 0                      | 20       | 18                     | 17-21    | 20       | 24                     |          |      |      |      |      |      |
| <br><b>HB Tilter</b> Judge's Style<br>COM Yardage: 5<br>Freight Class: 250<br>Product Weight (lbs.): 63<br>Cubic Feet Per Carton: 28.25           | <br><b>ADJUSTMENTS</b><br>(1) Tilt tension<br>(2) Pneumatic seat height<br>(9) Chair tilt lock<br>(5A) Center-tilt action<br><br>*Fabrics Limited, See notes<br><br>Ergonomic Features:<br>A, C, M, N, S<br><br><b>RTA 00</b> | 3760                      | 1937                   | 2130     | --                     | --       | 2827     | 2940                   | --       | 3756 | 4014 | 4507 | 5187 | 6024 |
|  |  | <b>OVERALL DIMENSIONS</b> |                        |          | <b>SEAT DIMENSIONS</b> |          |          | <b>BACK DIMENSIONS</b> |          |      |      |      |      |      |
|  |  | <b>W</b>                  | <b>D</b>               | <b>H</b> | <b>W</b>               | <b>D</b> | <b>H</b> | <b>W</b>               | <b>H</b> |      |      |      |      |      |
|  | 29   | 32                        | 48                     | 20.5     | 18.5                   | 18-22    | 20.5     | 26                     |          |      |      |      |      |      |
| <br><b>HB Tilter</b> Judge's Style<br>COM Yardage: 4.75<br>Freight Class: 250<br>Product Weight (lbs.): 70<br>Cubic Feet Per Carton: 28.25        | <br><b>ADJUSTMENTS</b><br>(1) Tilt tension<br>(2) Pneumatic seat height<br>(9) Chair tilt lock<br>(5A) Center-tilt action<br><br>*Fabrics Limited, See notes<br><br>Ergonomic Features:<br>A, C, M, N, S<br><br><b>RTA 00</b> | 3766                      | 1980                   | 2162     | --                     | --       | 2827     | 2934                   | --       | 3709 | 3952 | 4425 | 5067 | 5865 |
|  |  | <b>OVERALL DIMENSIONS</b> |                        |          | <b>SEAT DIMENSIONS</b> |          |          | <b>BACK DIMENSIONS</b> |          |      |      |      |      |      |
|  |  | <b>W</b>                  | <b>D</b>               | <b>H</b> | <b>W</b>               | <b>D</b> | <b>H</b> | <b>W</b>               | <b>H</b> |      |      |      |      |      |
|  | 29   | 32                        | 48                     | 20.5     | 18.5                   | 18-22    | 20.5     | 26                     |          |      |      |      |      |      |

TRIUMPH™



model 3650-3

model 3651-3



**Lumbar Support**


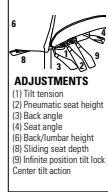

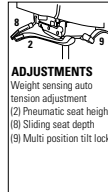

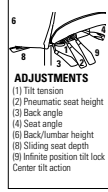

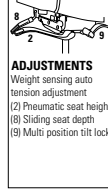
Adjusted in and out by turning the knob and vertically by moving up and down the slider.

**STANDARD FEATURES**

- Contemporary seating series featuring exceptional comfort, support and adjustment.
- Standard with adjustable height, forward swept arms with "sliding armcaps" (G1).
- Outer back knob can be adjusted in and out for lumbar support and vertically for optimal positioning.
- Frame is standard with a polished aluminum arched base and accentuated with polished aluminum back trim.
- Side activated sliding seat depth adjustment is standard on both control mechanisms. Provides 2" of seat depth adjustment.
- C1 casters are standard.

**OPTIONAL FEATURES**

- For hard surface flooring please specify C9R. Add \$78.
- Check textile availability prior to specifying upholstery material.
- Please refer to the "Casters Selection" section of the price book for caster options.
- Please refer to "Cylinder Selection" section of the price book for additional cylinder options.
- For fully assembled in box, please specify SU. Add \$81

| DESCRIPTION   | FEATURES  | MODEL#               | STANDARD FABRIC GRADES    |      |      |                        |         |       |                        |      |      |      |      |      |
|---|---|----------------------|---------------------------|------|------|------------------------|---------|-------|------------------------|------|------|------|------|------|
|  <p><b>HB Multi-Tilter</b><br/>COM Yardage: 2<br/>Freight Class: 250<br/>Product Weight (lbs.): 66<br/>Cubic Feet Per Carton: 23.5</p>                         |  <p><b>ADJUSTMENTS</b><br/>(1) Tilt tension<br/>(2) Pneumatic seat height<br/>(3) Back angle<br/>(4) Seat angle<br/>(6) Back/lumbar height<br/>(8) Sliding seat depth<br/>(9) Infinite position tilt lock<br/>Center tilt action</p>   | <p><b>3650-3</b></p> | 1                         | 2    | 3    | 4                      | 5       | 6     | 7                      | 8    | 9    | 10   | 11   | 12   |
|   |   |                      | 1732                      | 1899 | 1958 | 2052                   | 2183    | 2230  | 2342                   | 2561 | 2666 | 2870 | 3145 | 3489 |
|   |   |                      | <b>OVERALL DIMENSIONS</b> |      |      | <b>SEAT DIMENSIONS</b> |         |       | <b>BACK DIMENSIONS</b> |      |      |      |      |      |
|   |   |                      | W                         | D    | H    | W                      | D       | H     | W                      | H    |      |      |      |      |
|   |   |                      | 26                        | 25   | 46.5 | 21                     | 18-20.5 | 17-21 | 20                     | 27   |      |      |      |      |
|   |   |                      | <b>RTA 00</b>             |      |      |                        |         |       |                        |      |      |      |      |      |
|  <p><b>HB Weight Sensing Synchro - Tilter</b><br/>COM Yardage: 2<br/>Freight Class: 250<br/>Product Weight (lbs.): 66<br/>Cubic Feet Per Carton: 23.5</p>     |  <p><b>ADJUSTMENTS</b><br/>Weight sensing auto tension adjustment<br/>(2) Pneumatic seat height<br/>(8) Sliding seat depth<br/>(9) Multi position tilt lock</p>   | <p><b>3650-8</b></p> | 1                         | 2    | 3    | 4                      | 5       | 6     | 7                      | 8    | 9    | 10   | 11   | 12   |
|   |   |                      | 1732                      | 1899 | 1958 | 2052                   | 2183    | 2230  | 2342                   | 2561 | 2666 | 2870 | 3145 | 3489 |
|   |   |                      | <b>OVERALL DIMENSIONS</b> |      |      | <b>SEAT DIMENSIONS</b> |         |       | <b>BACK DIMENSIONS</b> |      |      |      |      |      |
|   |   |                      | W                         | D    | H    | W                      | D       | H     | W                      | H    |      |      |      |      |
|   |   |                      | 26                        | 25   | 46.5 | 21                     | 18-20.5 | 17-21 | 20                     | 27   |      |      |      |      |
|   |   |                      | <b>RTA 00</b>             |      |      |                        |         |       |                        |      |      |      |      |      |
|  <p><b>MB Multi - Tilter</b><br/>COM Yardage: 1.75<br/>Freight Class: 250<br/>Product Weight (lbs.): 64<br/>Cubic Feet Per Carton: 20.5</p>                  |  <p><b>ADJUSTMENTS</b><br/>(1) Tilt tension<br/>(2) Pneumatic seat height<br/>(3) Back angle<br/>(4) Seat angle<br/>(6) Back/lumbar height<br/>(8) Sliding seat depth<br/>(9) Infinite position tilt lock<br/>Center tilt action</p> | <p><b>3651-3</b></p> | 1                         | 2    | 3    | 4                      | 5       | 6     | 7                      | 8    | 9    | 10   | 11   | 12   |
|   |   |                      | 1697                      | 1863 | 1924 | 2018                   | 2149    | 2195  | 2309                   | 2527 | 2631 | 2836 | 3110 | 3455 |
|   |   |                      | <b>OVERALL DIMENSIONS</b> |      |      | <b>SEAT DIMENSIONS</b> |         |       | <b>BACK DIMENSIONS</b> |      |      |      |      |      |
|   |   |                      | W                         | D    | H    | W                      | D       | H     | W                      | H    |      |      |      |      |
|   |   |                      | 26                        | 25   | 39.5 | 21                     | 18-20.5 | 17-21 | 20                     | 21   |      |      |      |      |
|   |   |                      | <b>RTA 00</b>             |      |      |                        |         |       |                        |      |      |      |      |      |
|  <p><b>MB Weight Sensing Synchro - Tilter</b><br/>COM Yardage: 1.75<br/>Freight Class: 250<br/>Product Weight (lbs.): 64<br/>Cubic Feet Per Carton: 20.5</p> |  <p><b>ADJUSTMENTS</b><br/>Weight sensing auto tension adjustment<br/>(2) Pneumatic seat height<br/>(8) Sliding seat depth<br/>(9) Multi position tilt lock</p>  | <p><b>3651-8</b></p> | 1                         | 2    | 3    | 4                      | 5       | 6     | 7                      | 8    | 9    | 10   | 11   | 12   |
|   |   |                      | 1697                      | 1863 | 1924 | 2018                   | 2149    | 2195  | 2309                   | 2527 | 2631 | 2836 | 3110 | 3455 |
|   |   |                      | <b>OVERALL DIMENSIONS</b> |      |      | <b>SEAT DIMENSIONS</b> |         |       | <b>BACK DIMENSIONS</b> |      |      |      |      |      |
|   |   |                      | W                         | D    | H    | W                      | D       | H     | W                      | H    |      |      |      |      |
|   |   |                      | 26                        | 25   | 39.5 | 21                     | 18-20.5 | 17-21 | 20                     | 21   |      |      |      |      |
|   |   |                      | <b>RTA 00</b>             |      |      |                        |         |       |                        |      |      |      |      |      |

TRUFORM™



model 5450-3



model 5451-3




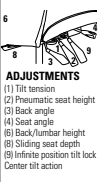




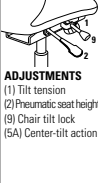




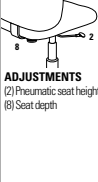



**Vari-Width (WA)**  
Width Adjustable Arm Extensions is standard when order with adjustable height arms.


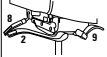


















STANDARD FEATURES


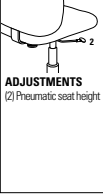




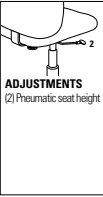



- A range of models available, all featuring gently curved, streamlined seat and back cushions
- Standard with adjustable height **SC** arms.
- All models are standard with a high rise, injection molded base, standard in black.
- All models are shipped partially **KD**.
- **C1** casters are standard.
- Check textile availability prior to specifying upholstery material.

OPTIONAL FEATURES

- Seat depth adjustment is standard on models 5450-8, 5451-0, 5451-3.
- An optional polished aluminum base is available, specify **ALU**. Add **\$177**.
- Please refer to "Arms Selection" section of the price book for arm options.
- Please refer to "Cylinder Selection" section of the price book for additional cylinder options.
- Please refer to the "Casters Selection" section of the price book for caster options. Optional casters may be priced higher than the standard casters for your chair and the difference will be charged. Lower priced optional casters will not be credited.
- For hard surface flooring please specify **C9R** and Add \$76.
- For fully assembled in box, please specify **SU**. Add \$81

| DESCRIPTION   | FEATURES   | MODEL#                    | STANDARD FABRIC GRADES  |          |                        |          |           |                        |          |      |      |      |      |      |  |  |
|---|--|---------------------------|---|----------|------------------------|----------|-----------|------------------------|----------|------|------|------|------|------|--|--|
|   |  |                           | 1   | 2        | 3                      | 4        | 5         | 6                      | 7        | 8    | 9    | 10   | 11   | 12   |  |  |
|  <p><b>HB Multi - Tilter</b><br/>COM Yardage: 2<br/>Freight Class: 125<br/>Product Weight (lbs.): 63<br/>Cubic Feet Per Carton: 10.5</p> <p>Ergonomic Features:<br/>A, B, C, D, F, G, H, M, N, Q, S</p> |  <p><b>ADJUSTMENTS</b><br/>(1) Tilt tension<br/>(2) Pneumatic seat height<br/>(3) Back angle<br/>(4) Seat angle<br/>(5) Back/Jumper height<br/>(6) Sliding seat depth<br/>(9) Infinite position tilt lock<br/>Center tilt action</p> | <b>5450-3</b>             | 1019  | 1100     | 1157                   | 1247     | 1375      | 1421                   | 1531     | 1742 | 1845 | 2044 | 2310 | 2643 |  |  |
|   |  | <b>OVERALL DIMENSIONS</b> |   |          | <b>SEAT DIMENSIONS</b> |          |           | <b>BACK DIMENSIONS</b> |          |      |      |      |      |      |  |  |
|   |  | <b>W</b>                  | <b>D</b>  | <b>H</b> | <b>W</b>               | <b>D</b> | <b>H</b>  | <b>W</b>               | <b>H</b> |      |      |      |      |      |  |  |
|   |  | 26                        | 25  | 42       | 20                     | 18-20.5  | 16.5-20.5 | 20                     | 23.5-26  |      |      |      |      |      |  |  |
|   |  |                           |    |          |                        |          |           |                        |          |      |      |      |      |      |  |  |
|  <p><b>HB Tilter</b><br/>COM Yardage: 2<br/>Freight Class: 150<br/>Product Weight (lbs.): 50<br/>Cubic Feet Per Carton: 10.5</p> <p>Ergonomic Features:<br/>A, B, C, J, M, N</p>                       |  <p><b>ADJUSTMENTS</b><br/>(1) Tilt tension<br/>(2) Pneumatic seat height<br/>(9) Chair tilt lock<br/>(5A) Center-tilt action</p>   | <b>5450-4</b>             | 906   | 985      | 1046                   | 1136     | 1264      | 1310                   | 1418     | 1630 | 1732 | 1930 | 2198 | 2530 |  |  |
|   |  | <b>OVERALL DIMENSIONS</b> |   |          | <b>SEAT DIMENSIONS</b> |          |           | <b>BACK DIMENSIONS</b> |          |      |      |      |      |      |  |  |
|   |  | <b>W</b>                  | <b>D</b>  | <b>H</b> | <b>W</b>               | <b>D</b> | <b>H</b>  | <b>W</b>               | <b>H</b> |      |      |      |      |      |  |  |
|   |  | 26                        | 25  | 42       | 20                     | 18-20.5  | 16.5-20.5 | 20                     | 23-26    |      |      |      |      |      |  |  |
|   |  |                           |    |          |                        |          |           |                        |          |      |      |      |      |      |  |  |
|  <p><b>HB Task</b><br/>COM Yardage: 2<br/>Freight Class: 250<br/>Product Weight (lbs.): 44<br/>Cubic Feet Per Carton: 10.5</p> <p>Ergonomic Features:<br/>C, E, H, M, N, Q</p>                         |  <p><b>ADJUSTMENTS</b><br/>(2) Pneumatic seat height<br/>(8) Seat depth</p>   | <b>5450-6</b>             | 834   | 913      | 974                    | 1064     | 1192      | 1238                   | 1347     | 1558 | 1660 | 1858 | 2126 | 2458 |  |  |
|   |  | <b>OVERALL DIMENSIONS</b> |   |          | <b>SEAT DIMENSIONS</b> |          |           | <b>BACK DIMENSIONS</b> |          |      |      |      |      |      |  |  |
|   |  | <b>W</b>                  | <b>D</b>  | <b>H</b> | <b>W</b>               | <b>D</b> | <b>H</b>  | <b>W</b>               | <b>H</b> |      |      |      |      |      |  |  |
|   |  | 26                        | 25  | 41.5     | 20                     | 18-20.5  | 16-20     | 20                     | 23.5-26  |      |      |      |      |      |  |  |
|   |  |                           |    |          |                        |          |           |                        |          |      |      |      |      |      |  |  |

| DESCRIPTION  | FEATURES  | MODEL#        | STANDARD FABRIC GRADES  |          |          |                        |          |           |                        |          |      |      |      |      |
|--|---|---------------|---|----------|----------|------------------------|----------|-----------|------------------------|----------|------|------|------|------|
|  |   |               | 1   | 2        | 3        | 4                      | 5        | 6         | 7                      | 8        | 9    | 10   | 11   | 12   |
|  <p><b>HB Weight Sensing Synchro - Tilter</b><br/>COM Yardage: 2<br/>Freight Class: 125<br/>Product Weight (lbs.): 64<br/>Cubic Feet Per Carton: 10.5</p>             |  <p><b>ADJUSTMENTS</b><br/>Weight-sensing auto tension adjustment<br/>(2) Pneumatic seat height<br/>(8) Sliding seat depth<br/>(9) Multi-position tilt lock</p>  | <b>5450-8</b> | 1019  | 1097     | 1156     | 1245                   | 1371     | 1412      | 1523                   | 1731     | 1831 | 2023 | 2284 | 2611 |
|  |   |               | <b>OVERALL DIMENSIONS</b>   |          |          | <b>SEAT DIMENSIONS</b> |          |           | <b>BACK DIMENSIONS</b> |          |      |      |      |      |
|  |   |               | <b>W</b>  | <b>D</b> | <b>H</b> | <b>W</b>               | <b>D</b> | <b>H</b>  | <b>W</b>               | <b>H</b> |      |      |      |      |
|  |   |               | 26  | 25       | 41.5     | 20                     | 18-20.5  | 16.5-20.5 | 20                     | 23.5-26  |      |      |      |      |
|  |   |               |          |          |          |                        |          |           |                        |          |      |      |      |      |
|  <p><b>MB Synchro - Tilter w/Back Angle Adjustment</b><br/>COM Yardage: 1.75<br/>Freight Class: 125<br/>Product Weight (lbs.): 63<br/>Cubic Feet Per Carton: 10.5</p> |  <p><b>ADJUSTMENTS</b><br/>(1) Tilt tension<br/>(2) Pneumatic seat height<br/>(6) Back height<br/>(9) Chair tilt lock<br/>(5C) Synchro-tilt action<br/>Anti-kick back</p>  | <b>5451-0</b> | 976   | 1047     | 1102     | 1180                   | 1289     | 1330      | 1427                   | 1613     | 1700 | 1875 | 2107 | 2398 |
|  |   |               | <b>OVERALL DIMENSIONS</b>   |          |          | <b>SEAT DIMENSIONS</b> |          |           | <b>BACK DIMENSIONS</b> |          |      |      |      |      |
|  |   |               | <b>W</b>  | <b>D</b> | <b>H</b> | <b>W</b>               | <b>D</b> | <b>H</b>  | <b>W</b>               | <b>H</b> |      |      |      |      |
|  |   |               | 26  | 25       | 38.5     | 20                     | 18-20.5  | 17-21     | 20                     | 23.5-26  |      |      |      |      |
|  |   |               |          |          |          |                        |          |           |                        |          |      |      |      |      |
|  <p><b>MB Multi - Tilter</b><br/>COM Yardage: 1.75<br/>Freight Class: 150<br/>Product Weight (lbs.): 60<br/>Cubic Feet Per Carton: 10.5</p>                          |  <p><b>ADJUSTMENTS</b><br/>(1) Tilt tension<br/>(2) Pneumatic seat height<br/>(3) Back angle<br/>(4) Seat angle<br/>(6) Back/lumbar height<br/>(8) Sliding seat depth<br/>(9) Infinite position tilt lock<br/>Center tilt action</p> | <b>5451-3</b> | 976   | 1047     | 1102     | 1180                   | 1289     | 1330      | 1427                   | 1613     | 1700 | 1875 | 2107 | 2398 |
|  |   |               | <b>OVERALL DIMENSIONS</b>   |          |          | <b>SEAT DIMENSIONS</b> |          |           | <b>BACK DIMENSIONS</b> |          |      |      |      |      |
|  |   |               | <b>W</b>  | <b>D</b> | <b>H</b> | <b>W</b>               | <b>D</b> | <b>H</b>  | <b>W</b>               | <b>H</b> |      |      |      |      |
|  |   |               | 26  | 25       | 38.5     | 20                     | 18-20.5  | 16.5-20.5 | 20                     | 20-22.5  |      |      |      |      |
|  |   |               |    |          |          |                        |          |           |                        |          |      |      |      |      |
|  <p><b>MB Tilter</b><br/>COM Yardage: 1.75<br/>Freight Class: 150<br/>Product Weight (lbs.): 48<br/>Cubic Feet Per Carton: 10.5</p>                                 |  <p><b>ADJUSTMENTS</b><br/>(1) Tilt tension<br/>(2) Pneumatic seat height<br/>(9) Chair tilt lock<br/>(5A) Center-tilt action</p>  | <b>5451-4</b> | 865   | 936      | 987      | 1065                   | 1177     | 1219      | 1315                   | 1498     | 1588 | 1761 | 1995 | 2286 |
|  |   |               | <b>OVERALL DIMENSIONS</b>   |          |          | <b>SEAT DIMENSIONS</b> |          |           | <b>BACK DIMENSIONS</b> |          |      |      |      |      |
|  |   |               | <b>W</b>  | <b>D</b> | <b>H</b> | <b>W</b>               | <b>D</b> | <b>H</b>  | <b>W</b>               | <b>H</b> |      |      |      |      |
|  |   |               | 26  | 25       | 38.5     | 20                     | 18-20.5  | 16.5-20.5 | 20                     | 20-22.5  |      |      |      |      |
|  |   |               |    |          |          |                        |          |           |                        |          |      |      |      |      |

| DESCRIPTION   | FEATURES  | MODEL#        | STANDARD FABRIC GRADES  |   |   |                        |          |          |                        |          |      |      |      |      |  |  |
|---|---|---------------|---|---|---|------------------------|----------|----------|------------------------|----------|------|------|------|------|--|--|
|   |   |               | 1   | 2   | 3   | 4                      | 5        | 6        | 7                      | 8        | 9    | 10   | 11   | 12   |  |  |
|  <p><b>MB Height Adjustable Stool</b> Armless<br/>COM Yardage: 1.75<br/>Freight Class: 250<br/>Product Weight (lbs.): 38<br/>Cubic Feet Per Carton: 10.5</p> |  <p><b>ADJUSTMENTS</b><br/>(2) Pneumatic seat height</p> | <b>5457-6</b> | 1160  | 1231  | 1286  | 1364                   | 1473     | 1513     | 1612                   | 1797     | 1884 | 2059 | 2293 | 2582 |  |  |
|   |   |               | <b>OVERALL DIMENSIONS</b>   |   |   | <b>SEAT DIMENSIONS</b> |          |          | <b>BACK DIMENSIONS</b> |          |      |      |      |      |  |  |
|   |   |               | <b>W</b>  | <b>D</b>  | <b>H</b>  | <b>W</b>               | <b>D</b> | <b>H</b> | <b>W</b>               | <b>H</b> |      |      |      |      |  |  |
|   |   |               | 20  | 25  | 47  | 20                     | 17.5-19  | 22-30    | 20                     | 20       |      |      |      |      |  |  |
|   |   |               |  |  |  |                        |          |          |                        |          |      |      |      |      |  |  |
|  <p><b>MB Height Adjustable Stool</b><br/>COM Yardage: 1.75<br/>Freight Class: 150<br/>Product Weight (lbs.): 44<br/>Cubic Feet Per Carton: 10.5</p>         |  <p><b>ADJUSTMENTS</b><br/>(2) Pneumatic seat height</p> | <b>5458-6</b> | 1355  | 1424  | 1477  | 1553                   | 1666     | 1707     | 1805                   | 1988     | 2076 | 2250 | 2485 | 2776 |  |  |
|   |   |               | <b>OVERALL DIMENSIONS</b>   |   |   | <b>SEAT DIMENSIONS</b> |          |          | <b>BACK DIMENSIONS</b> |          |      |      |      |      |  |  |
|   |   |               | <b>W</b>  | <b>D</b>  | <b>H</b>  | <b>W</b>               | <b>D</b> | <b>H</b> | <b>W</b>               | <b>H</b> |      |      |      |      |  |  |
|   |   |               | 26  | 25  | 47  | 20                     | 17.5-19  | 22-30    | 20                     | 20       |      |      |      |      |  |  |
|   |   |               |  |  |  |                        |          |          |                        |          |      |      |      |      |  |  |

TYE™



model 1950-4 (3N)



model 1951-4 (3N)




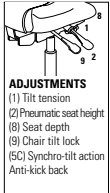

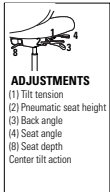

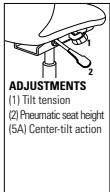
model 1953


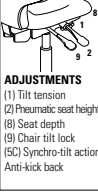



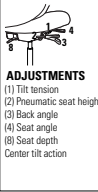



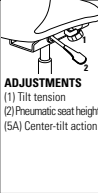






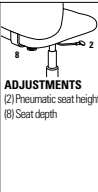


STANDARD FEATURES


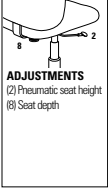

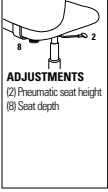
- Contemporary mesh fabric and upholstered panels are used on chair backs.
- Standard with adjustable height T-arms with curved urethane armcaps (3N) in Black Only, (except model 1953 which has a fixed height version of this same arm style). All models (except armchair) are standard with a five-legged, injection molded "spider" base.
- C65 casters are standard.
- Where fabric is approved for use only on seat, Luxhide Bonded Leather is recommended for the back textile selection.
- Seat depth and pneumatic seat height adjustments. Tilt tension adjustment with tilt lock.
- Mesh available in Black only.
- Check textile availability prior to specifying upholstery material.

OPTIONAL FEATURES

- Cantilever frame on armchair (model 1953) is available in Black (TBL) or Tungsten (TTU). No upcharge. For Chrome (CHM) finish, add 10% of opening published grade price.. Please refer to "Arms Selection" section of the price book for arm options.
- Please refer to the "Casters Selection" section of the price book for caster options. Optional casters may be priced higher than the standard casters for your chair and the difference will be charged. Lower priced optional casters will not be credited.
- For hard surface flooring, specify C65R. Add \$78.
- For fully assembled in box, specify SU. Add \$81

| DESCRIPTION  | FEATURES   | MODEL#                    | STANDARD TEXTILE GRADES |              |                        |            |          |                        |          |      |      |      |      |      |
|--|--|---------------------------|-------------------------|--------------|------------------------|------------|----------|------------------------|----------|------|------|------|------|------|
|  |  |                           | 1                       | 2            | 3                      | 4          | 5        | 6                      | 7        | 8    | 9    | 10   | 11   | 12   |
|  <p><b>HB Synchro - Tilter</b><br/>COM Yardage: 1.5<br/>Freight Class: 150<br/>Product Weight (lbs.): 56<br/>Cubic Feet Per Carton: 11</p> |  <p><b>ADJUSTMENTS</b><br/>(1) Tilt tension<br/>(2) Pneumatic seat height<br/>(8) Seat depth<br/>(9) Chair tilt lock<br/>(5C) Synchro-tilt action<br/>Anti-kick back</p> | <b>1950-1</b>             | 1115                    | 1179         | 1223                   | 1292       | 1386     | 1421                   | 1507     | 1666 | 1742 | 1891 | 2091 | 2348 |
|  |  | <b>OVERALL DIMENSIONS</b> |                         |              | <b>SEAT DIMENSIONS</b> |            |          | <b>BACK DIMENSIONS</b> |          |      |      |      |      |      |
|  |  | <b>W</b>                  | <b>D</b>                | <b>H</b>     | <b>W</b>               | <b>D</b>   | <b>H</b> | <b>W</b>               | <b>H</b> |      |      |      |      |      |
|  | 25   | 26                        | 45                      | 21           | 19-20.5                | 17.5-21.5  | 19.5     | 27                     |          |      |      |      |      |      |
|  |  |                           |                         | <b>RTA 2</b> | <b>FedEx</b>           | <b>UPS</b> |          |                        |          |      |      |      |      |      |
|  <p><b>HB Multi - Tilter</b><br/>COM Yardage: 1.5<br/>Freight Class: 150<br/>Product Weight (lbs.): 55<br/>Cubic Feet Per Carton: 11</p>  |  <p><b>ADJUSTMENTS</b><br/>(1) Tilt tension<br/>(2) Pneumatic seat height<br/>(3) Back angle<br/>(4) Seat angle<br/>(8) Seat depth<br/>Center tilt action</p>           | <b>1950-3</b>             | 1093                    | 1153         | 1198                   | 1267       | 1361     | 1398                   | 1481     | 1643 | 1719 | 1868 | 2069 | 2326 |
|  |  | <b>OVERALL DIMENSIONS</b> |                         |              | <b>SEAT DIMENSIONS</b> |            |          | <b>BACK DIMENSIONS</b> |          |      |      |      |      |      |
|  |  | <b>W</b>                  | <b>D</b>                | <b>H</b>     | <b>W</b>               | <b>D</b>   | <b>H</b> | <b>W</b>               | <b>H</b> |      |      |      |      |      |
|  | 25   | 26                        | 45                      | 21           | 19-20.5                | 17.5-21.5  | 19.5     | 27                     |          |      |      |      |      |      |
|  |  |                           |                         | <b>RTA 2</b> | <b>FedEx</b>           | <b>UPS</b> |          |                        |          |      |      |      |      |      |
|  <p><b>HB Tilter</b><br/>COM Yardage: 1.5<br/>Freight Class: 150<br/>Product Weight (lbs.): 52<br/>Cubic Feet Per Carton: 11</p>          |  <p><b>ADJUSTMENTS</b><br/>(1) Tilt tension<br/>(2) Pneumatic seat height<br/>(5A) Center-tilt action</p>   | <b>1950-4</b>             | 930                     | 987          | 1035                   | 1107       | 1198     | 1231                   | 1320     | 1480 | 1554 | 1703 | 1905 | 2161 |
|  |  | <b>OVERALL DIMENSIONS</b> |                         |              | <b>SEAT DIMENSIONS</b> |            |          | <b>BACK DIMENSIONS</b> |          |      |      |      |      |      |
|  |  | <b>W</b>                  | <b>D</b>                | <b>H</b>     | <b>W</b>               | <b>D</b>   | <b>H</b> | <b>W</b>               | <b>H</b> |      |      |      |      |      |
|  | 25   | 26                        | 45.5                    | 21           | 19-20.5                | 16.5-20.5  | 19.5     | 27                     |          |      |      |      |      |      |
|  |  |                           |                         | <b>RTA 2</b> | <b>FedEx</b>           | <b>UPS</b> |          |                        |          |      |      |      |      |      |

| DESCRIPTION  | FEATURES  | MODEL#        | STANDARD TEXTILE GRADES   |   |  |  |               |   |   |   |  |               |                           |                        |          |                        |      |      |                        |      |      |      |      |      |
|--|---|---------------|---|---|--|--|---------------|---|---|---|--|---------------|---------------------------|------------------------|----------|------------------------|------|------|------------------------|------|------|------|------|------|
|  |   |               | 1   | 2   | 3  | 4  | 5             | 6   | 7   | 8   | 9  | 10            | 11                        | 12                     |          |                        |      |      |                        |      |      |      |      |      |
|  <p><b>MB Synchro - Tilter</b><br/>COM Yardage: 1.25<br/>Freight Class: 150<br/>Product Weight (lbs.): 54<br/>Cubic Feet Per Carton: 10.5</p> |  <p><b>ADJUSTMENTS</b><br/>(1) Tilt tension<br/>(2) Pneumatic seat height<br/>(8) Seat depth<br/>(9) Chair tilt lock<br/>(5C) Synchro-tilt action<br/>Anti-kick back</p> | <p>1951-1</p> | 1079  | 1130  | 1170   | 1224   | 1304          | 1332  | 1403  | 1537  | 1602   | 1724          | 1895                      | 2104                   |          |                        |      |      |                        |      |      |      |      |      |
|  |   |               | <b>OVERALL DIMENSIONS</b>   |   |  | <b>SEAT DIMENSIONS</b>   |               |   | <b>BACK DIMENSIONS</b>  |   |  |               |                           |                        |          |                        |      |      |                        |      |      |      |      |      |
|  |   |               | <b>W</b>  | <b>D</b>  | <b>H</b>   | <b>W</b>   | <b>D</b>      | <b>H</b>  | <b>W</b>  | <b>H</b>  |  |               |                           |                        |          |                        |      |      |                        |      |      |      |      |      |
|  |   |               | 25  | 26  | 40.5   | 21   | 19-20.5       | 17-21   | 19.5  | 23  |  |               |                           |                        |          |                        |      |      |                        |      |      |      |      |      |
| <p>COM Yardage: 1.25<br/>Freight Class: 150<br/>Product Weight (lbs.): 54<br/>Cubic Feet Per Carton: 10.5</p>  | <p>Ergonomic Features:<br/>A, B, C, E, H, L, M, N</p>   | <p>RTA 2</p>  |    |    |  |  |               |   |   |   |  |               |                           |                        |          |                        |      |      |                        |      |      |      |      |      |
|  |   |               |   |   |  <p><b>MB Multi - Tilter</b><br/>COM Yardage: 1.25<br/>Freight Class: 150<br/>Product Weight (lbs.): 53<br/>Cubic Feet Per Carton: 10.5</p> |  <p><b>ADJUSTMENTS</b><br/>(1) Tilt tension<br/>(2) Pneumatic seat height<br/>(3) Back angle<br/>(4) Seat angle<br/>(8) Seat depth<br/>Center tilt action</p> | <p>1951-3</p> | 1054  | 1105  | 1145  | 1197   | 1280          | 1307                      | 1376                   | 1510     | 1576                   | 1699 | 1871 | 2080                   |      |      |      |      |      |
|  |   |               |   |   |  |  |               | <b>OVERALL DIMENSIONS</b>   |   |   | <b>SEAT DIMENSIONS</b>   |               |                           | <b>BACK DIMENSIONS</b> |          |                        |      |      |                        |      |      |      |      |      |
|  |   |               |   |   |  |  |               | <b>W</b>  | <b>D</b>  | <b>H</b>  | <b>W</b>   | <b>D</b>      | <b>H</b>                  | <b>W</b>               | <b>H</b> |                        |      |      |                        |      |      |      |      |      |
| 25   | 26  | 40.5          | 21  | 19-20.5   |  |  |               | 17-21   | 19.5  | 23  |  |               |                           |                        |          |                        |      |      |                        |      |      |      |      |      |
| <p>COM Yardage: 1.25<br/>Freight Class: 150<br/>Product Weight (lbs.): 53<br/>Cubic Feet Per Carton: 10.5</p>  | <p>Ergonomic Features:<br/>A, B, C, E, F, H, M, N, S</p>  | <p>RTA 2</p>  |    |    |  |  |               |   |   |   |  |               |                           |                        |          |                        |      |      |                        |      |      |      |      |      |
|  |   |               |   |   |  <p><b>MB Tilter</b><br/>COM Yardage: 1.25<br/>Freight Class: 150<br/>Product Weight (lbs.): 50<br/>Cubic Feet Per Carton: 10.5</p>        |  <p><b>ADJUSTMENTS</b><br/>(1) Tilt tension<br/>(2) Pneumatic seat height<br/>(5A) Center-tilt action</p>  | <p>1951-4</p> | 889   | 939   | 980   | 1034   | 1115          | 1145                      | 1219                   | 1349     | 1411                   | 1537 | 1707 | 1915                   |      |      |      |      |      |
|  |   |               |   |   |  |  |               | <b>OVERALL DIMENSIONS</b>   |   |   | <b>SEAT DIMENSIONS</b>   |               |                           | <b>BACK DIMENSIONS</b> |          |                        |      |      |                        |      |      |      |      |      |
|  |   |               |   |   |  |  |               | <b>W</b>  | <b>D</b>  | <b>H</b>  | <b>W</b>   | <b>D</b>      | <b>H</b>                  | <b>W</b>               | <b>H</b> |                        |      |      |                        |      |      |      |      |      |
| 25   | 26  | 41            | 21  | 19-20.5   |  |  |               | 17-21   | 19.5  | 23  |  |               |                           |                        |          |                        |      |      |                        |      |      |      |      |      |
| <p>COM Yardage: 1.25<br/>Freight Class: 150<br/>Product Weight (lbs.): 50<br/>Cubic Feet Per Carton: 10.5</p>  | <p>Ergonomic Features:<br/>A, C, E, H, M, N</p>   | <p>RTA 2</p>  |  |  |  |  |               |   |   |   |  |               |                           |                        |          |                        |      |      |                        |      |      |      |      |      |
|  |   |               |   |   |  <p><b>Armchair</b><br/>COM Yardage: 1<br/>Freight Class: 250<br/>Product Weight (lbs.): 36<br/>Cubic Feet Per Carton: 10.25</p>          | <p>Ergonomic Features:<br/>M, N</p>  | <p>RTA 1</p>  |  |  |   |  |               |                           |                        |          |                        |      |      |                        |      |      |      |      |      |
|  |   |               |   |   |  |  |               |   |   |  <p><b>LB Task Armless</b><br/>COM Yardage: 1<br/>Freight Class: 150<br/>Product Weight (lbs.): 37<br/>Cubic Feet Per Carton: 9.25</p> |  <p><b>ADJUSTMENTS</b><br/>(2) Pneumatic seat height<br/>(8) Seat depth</p> | <p>1954-6</p> | 661                       | 710                    | 749      | 807                    | 886  | 913  | 983                    | 1116 | 1183 | 1305 | 1476 | 1685 |
|  |   |               |   |   |  |  |               |   |   |   |  |               | <b>OVERALL DIMENSIONS</b> |                        |          | <b>SEAT DIMENSIONS</b> |      |      | <b>BACK DIMENSIONS</b> |      |      |      |      |      |
| <b>W</b>   | <b>D</b>  | <b>H</b>      | <b>W</b>  | <b>D</b>  |  |  |               |   |   |   |  |               | <b>H</b>                  | <b>W</b>               | <b>H</b> |                        |      |      |                        |      |      |      |      |      |
| 25   | 26  | 35            | 21  | 19-20.5   | 17-22  | 19.5   | 16            |   |   |   |  |               |                           |                        |          |                        |      |      |                        |      |      |      |      |      |
| <p>COM Yardage: 1<br/>Freight Class: 150<br/>Product Weight (lbs.): 37<br/>Cubic Feet Per Carton: 9.25</p>   | <p>Ergonomic Features:<br/>C, E, M, N</p>   | <p>RTA 2</p>  |  |  |  |  |               |   |   |   |  |               |                           |                        |          |                        |      |      |                        |      |      |      |      |      |

| DESCRIPTION   | FEATURES   | MODEL#        | STANDARD TEXTILE GRADES   |              |            |                        |          |          |                        |          |      |      |      |      |
|---|--|---------------|---------------------------|--------------|------------|------------------------|----------|----------|------------------------|----------|------|------|------|------|
|   |  |               | 1                         | 2            | 3          | 4                      | 5        | 6        | 7                      | 8        | 9    | 10   | 11   | 12   |
|  <p><b>LB Task Height Adjustable Chair</b><br/>COM Yardage: 1<br/>Freight Class: 150<br/>Product Weight (lbs.): 47<br/>Cubic Feet Per Carton: 9.25</p>         |  <p><b>ADJUSTMENTS</b><br/>(2) Pneumatic seat height<br/>(8) Seat depth</p> | <b>1922-6</b> | 923                       | 964          | 996        | 1044                   | 1108     | 1130     | 1190                   | 1297     | 1350 | 1452 | 1588 | 1760 |
|   |  |               | <b>OVERALL DIMENSIONS</b> |              |            | <b>SEAT DIMENSIONS</b> |          |          | <b>BACK DIMENSIONS</b> |          |      |      |      |      |
|   |  |               | <b>W</b>                  | <b>D</b>     | <b>H</b>   | <b>W</b>               | <b>D</b> | <b>H</b> | <b>W</b>               | <b>H</b> |      |      |      |      |
|   |  |               | 25                        | 26           | 44.5       | 21                     | 19-20.5  | 24-34    | 19.5                   | 16       |      |      |      |      |
|   |  |               | <b>RTA 2</b>              | <b>FedEx</b> | <b>UPS</b> |                        |          |          |                        |          |      |      |      |      |
|  <p><b>LB Task Height Adjustable Chair Armless</b><br/>COM Yardage: 1<br/>Freight Class: 150<br/>Product Weight (lbs.): 40<br/>Cubic Feet Per Carton: 9.25</p> |  <p><b>ADJUSTMENTS</b><br/>(2) Pneumatic seat height<br/>(8) Seat depth</p> | <b>1924-6</b> | 812                       | 853          | 882        | 925                    | 987      | 1010     | 1064                   | 1168     | 1220 | 1315 | 1448 | 1609 |
|   |  |               | <b>OVERALL DIMENSIONS</b> |              |            | <b>SEAT DIMENSIONS</b> |          |          | <b>BACK DIMENSIONS</b> |          |      |      |      |      |
|   |  |               | <b>W</b>                  | <b>D</b>     | <b>H</b>   | <b>W</b>               | <b>D</b> | <b>H</b> | <b>W</b>               | <b>H</b> |      |      |      |      |
|   |  |               | 25                        | 26           | 44.5       | 21                     | 19-20.5  | 24-34    | 19.5                   | 16       |      |      |      |      |
|   |  |               | <b>RTA 2</b>              | <b>FedEx</b> | <b>UPS</b> |                        |          |          |                        |          |      |      |      |      |

VION



model 6321-8



model 6331-8



**Optional Live Lumbar Support Pad (LS)**

Lumbar Pad is spring loaded, providing pressure sensitive depth adjustment and 3 inches of height adjustment.



model 6322-4 (C)



model 6321-4PB



**Optional Halo Arm (MG)**

Height adjustable with independent 360 degree rotating arm and armcap.



Vion Guest Chair please see 236

STANDARD FEATURES


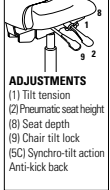



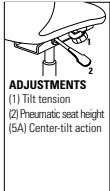



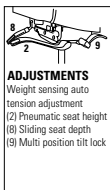
- Vion is a comprehensive seating series offering a family of models to address multiple applications: task, management, conference, guest, pedestal base, heavy duty 24/7 and stools.
- Vion Care Compliant models, with "GC" model code prefix, are available for select models (GC6322-0, GC6322-4, GC6331-0, GC6331-4). These models have standard high density, ultracell foam and polyurethane seat underside with sealed connections. Optional sealed seat seams and moisture barrier are available on these models only.
- Vion Heavy Duty models can be found in the Heavy Duty section of the price book (403).
- Series offers mid and high back models with either a mesh or upholstered back.
- Five different control mechanism options to suit all price points and ergonomic requirements.
- All models are standard with height and width adjustable arms (AS) that feature a front to back sliding armcap.
- Standard with Global's high quality Soft Descent™ pneumatic lift which slowly and gently lowers the seat height of the chair, making it easy to obtain the desired position.
- Side activated sliding seat depth adjustment is standard on multi-tilter, synchro tilter with back angle adjustment and weight sensing synchro tilter control mechanisms.
- Standard with Black five prong, injection molded, fiberglass reinforced nylon Governor base (B7) with dual wheel carpet casters (C1).
- Mesh back models are available in 10 standard Vion colors: Aqua (MS75), Black (MS69), Black Cherry (MS76), Blue (MS72), Dust (MS77), Ivory (MS78), Natural (MS74), Paprika (MS79), Rope (MS73) and Stone (MS71).
- Upholstered back models feature black fabric Jenny (JN02) on the back side as standard.
- Check textile availability prior to specifying upholstery material.
- Pedestal base models are offered on (-4) Tilter and (-6) Task (basic swivel) mechanisms only. These models provide fixed location seating for use in auditoriums, classrooms, jury boxes, public venues and more. The base must be mounted to the floor (mounting hardware not included). See Pedestal Base Installation Guide for details.


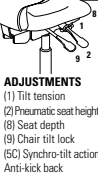

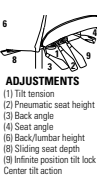



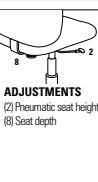

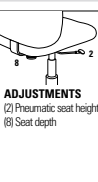

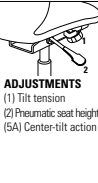




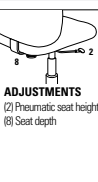




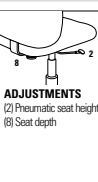



OPTIONAL FEATURES


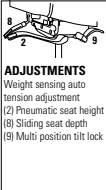

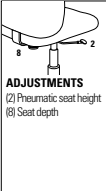

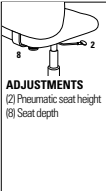

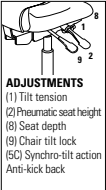

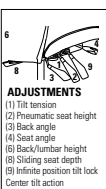
- Vion back frames, arms and bases are available in three colors: Black, Shadow and Fog. See Vion finishes chart for options and upcharges. Armcaps are always Black.
- Mesh back models are also available in 7 Dimension Mesh colors: Black (DBK), Fog (DST), Chalk (DCL), Shadow (DGM), Charcoal (DCH), Sand (DSD), Pool Blue (DPB). Add \$29.
- Upholstered back models offer a Matching Outer (MO) upholstery option. Due to the Additional material needed, these models are listed separately and are priced differently than the standard upholstered back models.
- Optional lumbar pad can be added at the time of order. Please specify (LS) and add \$43 Lumbar pad can also be ordered after sale as a kit, specify model 6339 at \$46 list. The lumbar pad is adjustable up to 3".
- Seat available in memory foam. Please specify (MF) and add \$124.
- Petite seat models (2" shorter and 2" narrower than the standard size seat) are available. Specify (ST) for standard foam or (P) for petite seat, no upcharge.
- A moisture barrier is available for the seat cushion on GC Vion models only. Specify (NB) for no moisture barrier, no upcharge, or (MB) for Moisture Barrier. Add \$117.
- Sealed seams are available on the seat of GC Vion models when specified with approved coated textile. Contact Customer Care for availability. Specify (NS) for no sealed seams, no upcharge, or (SE) for sealed seat seams. Add \$26.
- For hard surface flooring casters, please specify (C9R). Add \$76.
- All Vion models are available with Global's new Halo arm (MG). The Halo arm features infinite adjustability for most work styles, offering a soft-to-the-touch SSU armcap, 4 1/8" of height adjustment, 12.6" of lateral adjustment. 20" total forward to backward arm/armcap adjustment, armcap rotation of 360 degrees with 18 degree stops, upper arm 360 degree rotation, lockable at 15 degree increments, a clean pinch point free design suitable for infection control. Add \$34.
- Two featured "T" arm options that include height and width adjusting arms, one with sliding arm caps (AS) and one without sliding arm caps (AF). Also, available is a stylish fixed urethane arm (C) for conference/management environments.
- "ZT" folding arms not recommended for use with Petite seat.
- For additional arm/caster options, please refer to the Arm and Caster section (405). Optional casters may be priced higher than the standard casters for your chair and the difference will be charged. Lower priced optional casters will not be credited.
- Please refer to "Cylinder Selection" section of the price book for additional cylinder options.
- For fully assembled in box, please specify SU. Add \$81.
- Pedestal Base models have black bases with 2" height adjust cylinders. Specify (SH) swivel, auto return to max height (no upcharge); (SN) non-swivel, auto return to max height (Add \$23); or (SC) swivel, self-centering and return to max height (Add \$35).


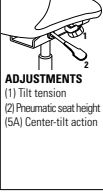

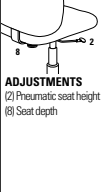

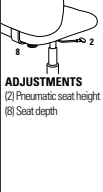

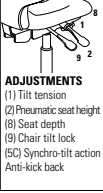

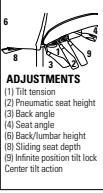
| VION FINISHES - TASK SEATING |                   |                       |   |                                     |
|------------------------------|-------------------|-----------------------|---|-------------------------------------|
| Back Frame                   | Base              | Specify Code          | Arm Option  | Specify Code                        |
| Black                        | Black             | BLK<br>no<br>upcharge | Adj. "T" arm (Black)<br>Adj. "T" arm, fixed armcap (Black)<br>Adj. Halo Arm (Black)   | AS<br>AF<br>MG - Add \$34           |
| Black                        | Polished Aluminum | BAU<br>Add \$177      | Adj. "T" arm (Black, Chrome accent)<br>Adj. "T" arm, fixed armcap (Black, Chrome accent)<br>Fixed "C" arm (Black)<br>Fixed "C" arm (Polished Aluminum)    | AC<br>A<br>C<br>CA - Add \$214      |
| Shadow                       | Shadow            | SHW<br>Add \$81       | Adj. "T" arm (Shadow)<br>Adj. "T" arm, fixed armcap (Shadow)<br>Adj. Halo Arm (Black)   | SHA<br>SHF<br>MG - Add \$34         |
| Shadow                       | Polished Aluminum | SAU<br>Add \$255      | Adj. "T" arm (Shadow, Chrome accent)<br>Adj. "T" arm, fixed armcap (Shadow, Chrome accent)<br>Fixed "C" arm (Shadow)<br>Fixed "C" arm (Polished Aluminum) | SHR<br>SHD<br>SHC<br>CA - Add \$214 |
| Fog                          | Fog               | FOG<br>Add \$81       | Adj. "T" arm (Fog)<br>Adj. "T" arm, fixed armcap (Fog)<br>Adj. Halo Arm (Black)   | FA<br>FF<br>MG - Add \$34           |
| Fog                          | Polished Aluminum | FAU<br>Add \$255      | Adj. "T" arm (Fog, Chrome accent)<br>Adj. "T" arm, fixed armcap (Fog, Chrome accent)<br>Fixed "C" arm (Fog)<br>Fixed "C" arm (Polished Aluminum)          | FC<br>CF<br>CC<br>CA - Add \$214    |


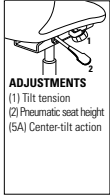

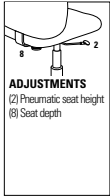

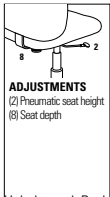

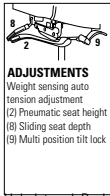

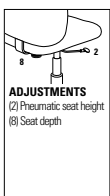
\* All arms have Black SSU Armcaps.


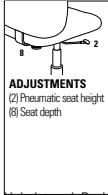



| DESCRIPTION   | FEATURES  | MODEL#   | STANDARD TEXTILE GRADES   |          |          |                        |          |             |                        |          |      |      |      |      |      |  |  |
|---|---|--|---------------------------|----------|----------|------------------------|----------|-------------|------------------------|----------|------|------|------|------|------|--|--|
|   |   |  | 1                         | 2        | 3        | 4                      | 5        | 6           | 7                      | 8        | 9    | 10   | 11   | 12   |      |  |  |
|  <p><b>HB Synchro - Tilter w/Back Angle Adjustment</b><br/>COM Yardage: 1<br/>Freight Class: 150<br/>Product Weight (lbs.): 60<br/>Cubic Feet Per Carton: 10.5</p> |  <p><b>ADJUSTMENTS</b><br/>(1) Tilt tension<br/>(2) Pneumatic seat height<br/>(8) Seat depth<br/>(9) Chair tilt lock<br/>(5C) Synchro-tilt action<br/>Anti-kick back</p>   | <p>Mesh Back</p> <p>Ergonomic Features:<br/>A, B, C, E, G, H, L, M, N, Q, U</p>    | 6321-0                    | 1053     | 1093     | 1122                   | 1165     | 1227        | 1250                   | 1304     | 1408 | 1460 | 1555 | 1686 | 1848 |  |  |
|   |   |  | <b>OVERALL DIMENSIONS</b> |          |          | <b>SEAT DIMENSIONS</b> |          |             | <b>BACK DIMENSIONS</b> |          |      |      |      |      |      |  |  |
|   |   |  | <b>W</b>                  | <b>D</b> | <b>H</b> | <b>W</b>               | <b>D</b> | <b>H</b>    | <b>W</b>               | <b>H</b> |      |      |      |      |      |  |  |
|   |   |  | 25.5                      | 24       | 41.5     | 20                     | 17-20    | 17.5-22.5   | 18.5                   | 23       |      |      |      |      |      |  |  |
|   |   |  | RTA 2                     |          |          | FedEx                  |          |             | UPS                    |          |      |      |      |      |      |  |  |
|  <p><b>HB Multi - Tilter</b><br/>COM Yardage: 1<br/>Freight Class: 150<br/>Product Weight (lbs.): 62<br/>Cubic Feet Per Carton: 10.5</p>                           |  <p><b>ADJUSTMENTS</b><br/>(1) Tilt tension<br/>(2) Pneumatic seat height<br/>(3) Back angle<br/>(4) Seat angle<br/>(6) Back/lumbar height<br/>(8) Sliding seat depth<br/>(9) Infinite position tilt lock<br/>Center tilt action</p> | <p>Mesh Back</p> <p>Ergonomic Features:<br/>A, B, C, E, F, G, H, M, N, Q, U, S</p> | 6321-3                    | 1053     | 1093     | 1122                   | 1165     | 1227        | 1250                   | 1304     | 1408 | 1460 | 1555 | 1686 | 1848 |  |  |
|   |   |  | <b>OVERALL DIMENSIONS</b> |          |          | <b>SEAT DIMENSIONS</b> |          |             | <b>BACK DIMENSIONS</b> |          |      |      |      |      |      |  |  |
|   |   |  | <b>W</b>                  | <b>D</b> | <b>H</b> | <b>W</b>               | <b>D</b> | <b>H</b>    | <b>W</b>               | <b>H</b> |      |      |      |      |      |  |  |
|   |   |  | 25.5                      | 24       | 41       | 20                     | 17-20    | 17.25-22.25 | 18.5                   | 23       |      |      |      |      |      |  |  |
|   |   |  | RTA 2                     |          |          | FedEx                  |          |             | UPS                    |          |      |      |      |      |      |  |  |
|  <p><b>HB Tilter</b><br/>COM Yardage: 1<br/>Freight Class: 150<br/>Product Weight (lbs.): 54<br/>Cubic Feet Per Carton: 10.5</p>                                  |  <p><b>ADJUSTMENTS</b><br/>(1) Tilt tension<br/>(2) Pneumatic seat height<br/>(5A) Center-tilt action</p>   | <p>Mesh Back</p> <p>Ergonomic Features:<br/>A, B, C, E, H, M, N, Q, S, U</p>       | 6321-4                    | 943      | 983      | 1013                   | 1056     | 1118        | 1141                   | 1195     | 1299 | 1351 | 1446 | 1576 | 1739 |  |  |
|   |   |  | <b>OVERALL DIMENSIONS</b> |          |          | <b>SEAT DIMENSIONS</b> |          |             | <b>BACK DIMENSIONS</b> |          |      |      |      |      |      |  |  |
|   |   |  | <b>W</b>                  | <b>D</b> | <b>H</b> | <b>W</b>               | <b>D</b> | <b>H</b>    | <b>W</b>               | <b>H</b> |      |      |      |      |      |  |  |
|   |   |  | 25.5                      | 24       | 39.25    | 20                     | 17.5     | 16-21       | 18.5                   | 23       |      |      |      |      |      |  |  |
|   |   |  | RTA 2                     |          |          | FedEx                  |          |             | UPS                    |          |      |      |      |      |      |  |  |
|  <p><b>HB Task</b><br/>COM Yardage: 1<br/>Freight Class: 150<br/>Product Weight (lbs.): 49<br/>Cubic Feet Per Carton: 10.5</p>                                   |  <p><b>ADJUSTMENTS</b><br/>(2) Pneumatic seat height<br/>(8) Seat depth</p>  | <p>Mesh Back</p> <p>Ergonomic Features:<br/>C, E, M, N, U</p>                      | 6321-6                    | 904      | 944      | 974                    | 1016     | 1079        | 1101                   | 1156     | 1260 | 1311 | 1406 | 1537 | 1699 |  |  |
|   |   |  | <b>OVERALL DIMENSIONS</b> |          |          | <b>SEAT DIMENSIONS</b> |          |             | <b>BACK DIMENSIONS</b> |          |      |      |      |      |      |  |  |
|   |   |  | <b>W</b>                  | <b>D</b> | <b>H</b> | <b>W</b>               | <b>D</b> | <b>H</b>    | <b>W</b>               | <b>H</b> |      |      |      |      |      |  |  |
|   |   |  | 25.5                      | 24       | 39.25    | 20                     | 17.5     | 17-22       | 18.5                   | 23       |      |      |      |      |      |  |  |
|   |   |  | RTA 2                     |          |          | FedEx                  |          |             | UPS                    |          |      |      |      |      |      |  |  |
|  <p><b>HB Weight Sensing Synchro - Tilter</b><br/>COM Yardage: 1<br/>Freight Class: 150<br/>Product Weight (lbs.): 57<br/>Cubic Feet Per Carton: 10.5</p>        |  <p><b>ADJUSTMENTS</b><br/>Weight sensing auto tension adjustment<br/>(2) Pneumatic seat height<br/>(8) Sliding seat depth<br/>(9) Multi position tilt lock</p>  | <p>Mesh Back</p> <p>Ergonomic Features:<br/>A, B, C, E, H, L, M, N, Q, U</p>       | 6321-8                    | 1053     | 1093     | 1122                   | 1165     | 1227        | 1250                   | 1304     | 1408 | 1460 | 1555 | 1686 | 1848 |  |  |
|   |   |  | <b>OVERALL DIMENSIONS</b> |          |          | <b>SEAT DIMENSIONS</b> |          |             | <b>BACK DIMENSIONS</b> |          |      |      |      |      |      |  |  |
|   |   |  | <b>W</b>                  | <b>D</b> | <b>H</b> | <b>W</b>               | <b>D</b> | <b>H</b>    | <b>W</b>               | <b>H</b> |      |      |      |      |      |  |  |
|   |   |  | 25.5                      | 24       | 40       | 20                     | 17-20    | 16.5-21.5   | 18.5                   | 23       |      |      |      |      |      |  |  |
|   |   |  | RTA 2                     |          |          | FedEx                  |          |             | UPS                    |          |      |      |      |      |      |  |  |





| DESCRIPTION   | FEATURES  | MODEL#                    | STANDARD TEXTILE GRADES |          |                        |           |          |                        |   |        |        |        |        |        |
|---|---|---------------------------|-------------------------|----------|------------------------|-----------|----------|------------------------|---|--------|--------|--------|--------|--------|
|   |   |                           | 1                       | 2        | 3                      | 4         | 5        | 6                      | 7   | 8      | 9      | 10     | 11     | 12     |
|  <p><b>MB Synchro - Tilter w/Back Angle Adjustment</b><br/>COM Yardage: 1<br/>Freight Class: 150<br/>Product Weight (lbs.): 58<br/>Cubic Feet Per Carton: 10.5</p> |  <p><b>ADJUSTMENTS</b><br/>(1) Tilt tension<br/>(2) Pneumatic seat height<br/>(8) Seat depth<br/>(9) Chair tilt lock<br/>(5C) Synchro-tilt action<br/>Anti-kick back</p>   | <b>6322-0</b>             | 997                     | 1035     | 1066                   | 1109      | 1171     | 1194                   | 1248  | 1352   | 1404   | 1499   | 1630   | 1792   |
|   |   | <b>GC6322-0</b>           | -                       | \$1406   | 1434                   | 1474      | 1528     | 1553                   | \$1603  | \$1683 | \$1742 | 1812   | 1950   | 2099   |
|   |   | <b>OVERALL DIMENSIONS</b> |                         |          | <b>SEAT DIMENSIONS</b> |           |          | <b>BACK DIMENSIONS</b> |   |        |        |        |        |        |
|   |   | <b>W</b>                  | <b>D</b>                | <b>H</b> | <b>W</b>               | <b>D</b>  | <b>H</b> | <b>W</b>               | <b>H</b>  |        |        |        |        |        |
|   | 25.5  | 24                        | 39.5                    | 20       | 17-20                  | 17.5-22.5 | 18.5     | 21                     |   |        |        |        |        |        |
|   |   |                           |                         |          |                        |           |          |                        |          |        |        |        |        |        |
|  <p><b>MB Multi - Tilter</b><br/>COM Yardage: 1<br/>Freight Class: 150<br/>Product Weight (lbs.): 60<br/>Cubic Feet Per Carton: 10.5</p>                           |  <p><b>ADJUSTMENTS</b><br/>(1) Tilt tension<br/>(2) Pneumatic seat height<br/>(3) Back angle<br/>(4) Seat angle<br/>(6) Back/lumbar height<br/>(8) Sliding seat depth<br/>(9) Infinite position tilt lock<br/>Center tilt action</p> | <b>6322-3</b>             | 997                     | 1035     | 1066                   | 1109      | 1171     | 1194                   | 1248  | 1352   | 1404   | 1499   | 1630   | 1792   |
|   |   | <b>OVERALL DIMENSIONS</b> |                         |          | <b>SEAT DIMENSIONS</b> |           |          | <b>BACK DIMENSIONS</b> |   |        |        |        |        |        |
|   |   | <b>W</b>                  | <b>D</b>                | <b>H</b> | <b>W</b>               | <b>D</b>  | <b>H</b> | <b>W</b>               | <b>H</b>  |        |        |        |        |        |
|   |   |                           | 25.5                    | 24       | 39                     | 20        | 17-20    | 17.25-22.25            | 18.5  | 21     |        |        |        |        |
|   |   |                           |                         |          |                        |           |          |                        |          |        |        |        |        |        |
|  <p><b>MB Tilter</b><br/>COM Yardage: 1<br/>Freight Class: 150<br/>Product Weight (lbs.): 52<br/>Cubic Feet Per Carton: 10.5</p>                                  |  <p><b>ADJUSTMENTS</b><br/>(1) Tilt tension<br/>(2) Pneumatic seat height<br/>(5A) Center-tilt action</p>   | <b>6322-4</b>             | 887                     | 928      | 958                    | 1001      | 1064     | 1085                   | 1140  | 1245   | 1296   | 1391   | 1523   | 1684   |
|   |   | <b>GC6322-4</b>           | -                       | \$1254   | 1286                   | 1327      | 1385     | 1411                   | \$1464  | \$1549 | \$1614 | \$1686 | \$1833 | \$1992 |
|   |   | <b>OVERALL DIMENSIONS</b> |                         |          | <b>SEAT DIMENSIONS</b> |           |          | <b>BACK DIMENSIONS</b> |   |        |        |        |        |        |
|   |   | <b>W</b>                  | <b>D</b>                | <b>H</b> | <b>W</b>               | <b>D</b>  | <b>H</b> | <b>W</b>               | <b>H</b>  |        |        |        |        |        |
|   | 25.5  | 24                        | 37.5                    | 20       | 17.5                   | 16-21     | 18.5     | 21                     |   |        |        |        |        |        |
|   |   |                           |                         |          |                        |           |          |                        |    |        |        |        |        |        |
|  <p><b>MB Task</b><br/>COM Yardage: 1<br/>Freight Class: 150<br/>Product Weight (lbs.): 52<br/>Cubic Feet Per Carton: 10.5</p>                                   |  <p><b>ADJUSTMENTS</b><br/>(2) Pneumatic seat height<br/>(8) Seat depth</p>  | <b>6322-6</b>             | 857                     | 898      | 927                    | 969       | 1032     | 1055                   | 1109  | 1213   | 1265   | 1359   | 1490   | 1653   |
|   |   | <b>OVERALL DIMENSIONS</b> |                         |          | <b>SEAT DIMENSIONS</b> |           |          | <b>BACK DIMENSIONS</b> |   |        |        |        |        |        |
|   |   | <b>W</b>                  | <b>D</b>                | <b>H</b> | <b>W</b>               | <b>D</b>  | <b>H</b> | <b>W</b>               | <b>H</b>  |        |        |        |        |        |
|   |   |                           | 25.5                    | 24       | 37.5                   | 20        | 17.5     | 17-22                  | 18.5  | 21     |        |        |        |        |
|   |   |                           |                         |          |                        |           |          |                        |    |        |        |        |        |        |
|  <p><b>MB Task - Armless</b><br/>COM Yardage: 1<br/>Freight Class: 250<br/>Product Weight (lbs.): 41<br/>Cubic Feet Per Carton: 10.5</p>                         |  <p><b>ADJUSTMENTS</b><br/>(2) Pneumatic seat height<br/>(8) Seat depth</p>  | <b>6323-6</b>             | 810                     | 851      | 880                    | 923       | 985      | 1008                   | 1062  | 1166   | 1218   | 1313   | 1446   | 1606   |
|   |   | <b>OVERALL DIMENSIONS</b> |                         |          | <b>SEAT DIMENSIONS</b> |           |          | <b>BACK DIMENSIONS</b> |   |        |        |        |        |        |
|   |   | <b>W</b>                  | <b>D</b>                | <b>H</b> | <b>W</b>               | <b>D</b>  | <b>H</b> | <b>W</b>               | <b>H</b>  |        |        |        |        |        |
|   |   |                           | 20                      | 24       | 37.5                   | 20        | 17.5     | 17-22                  | 18.5  | 21     |        |        |        |        |
|   |   |                           |                         |          |                        |           |          |                        |    |        |        |        |        |        |


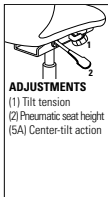



| DESCRIPTION   | FEATURES  | MODEL#        | STANDARD TEXTILE GRADES   |              |             |                        |          |           |                        |        |          |        |        |        |        |
|---|---|---------------|---------------------------|--------------|-------------|------------------------|----------|-----------|------------------------|--------|----------|--------|--------|--------|--------|
|   |   |               | 1                         | 2            | 3           | 4                      | 5        | 6         | 7                      | 8      | 9        | 10     | 11     | 12     |        |
|  <p><b>MB Weight Sensing Synchro - Tilter</b><br/>COM Yardage: 1<br/>Freight Class: 150<br/>Product Weight (lbs.): 55<br/>Cubic Feet Per Carton: 10.5</p>                |  <p><b>ADJUSTMENTS</b><br/>(1) Weight-sensing auto tension adjustment<br/>(2) Pneumatic seat height<br/>(8) Sliding seat depth<br/>(9) Multi-position tilt lock</p>  | <b>6322-8</b> | 997                       | 1035         | 1066        | 1109                   | 1171     | 1194      | 1248                   | 1352   | 1404     | 1499   | 1630   | 1792   |        |
|   |   |               | <b>OVERALL DIMENSIONS</b> |              |             | <b>SEAT DIMENSIONS</b> |          |           | <b>BACK DIMENSIONS</b> |        |          |        |        |        |        |
|   |   |               | <b>W</b>                  | <b>D</b>     | <b>H</b>    | <b>W</b>               | <b>D</b> | <b>H</b>  | <b>W</b>               |        | <b>H</b> |        |        |        |        |
|   |   |               | 25.5                      | 24           | 38          | 20                     | 17-20    | 16.5-21.5 | 18.5                   |        | 21       |        |        |        |        |
|   |   |               | <b>RTA 2</b>              | <b>FedEx</b> |             | <b>ups</b>             |          |           |                        |        |          |        |        |        |        |
|  <p><b>MB Height Adjustable Stool - Task Armless</b><br/>COM Yardage: 1<br/>Freight Class: 150<br/>Product Weight (lbs.): 50<br/>Cubic Feet Per Carton: 10.5</p>         |  <p><b>ADJUSTMENTS</b><br/>(2) Pneumatic seat height<br/>(8) Seat depth</p>  | <b>6327-6</b> | 904                       | 945          | 975         | 1017                   | 1081     | 1103      | 1157                   | 1262   | 1313     | 1407   | 1540   | 1702   |        |
|   |   |               | <b>OVERALL DIMENSIONS</b> |              |             | <b>SEAT DIMENSIONS</b> |          |           | <b>BACK DIMENSIONS</b> |        |          |        |        |        |        |
|   |   |               | <b>W</b>                  | <b>D</b>     | <b>H</b>    | <b>W</b>               | <b>D</b> | <b>H</b>  | <b>W</b>               |        | <b>H</b> |        |        |        |        |
|   |   |               | 20                        | 24           | 48          | 20                     | 17.5     | 23.5-33.5 | 18.5                   |        | 21       |        |        |        |        |
|   |   |               | <b>RTA 2</b>              | <b>FedEx</b> |             | <b>ups</b>             |          |           |                        |        |          |        |        |        |        |
|  <p><b>MB Height Adjustable Stool - Task</b><br/>COM Yardage: 1<br/>Freight Class: 150<br/>Product Weight (lbs.): 44<br/>Cubic Feet Per Carton: 10.5</p>                |  <p><b>ADJUSTMENTS</b><br/>(2) Pneumatic seat height<br/>(8) Seat depth</p>   | <b>6328-6</b> | 1020                      | 1061         | 1091        | 1133                   | 1197     | 1218      | 1272                   | 1376   | 1428     | 1523   | 1656   | 1816   |        |
|   |   |               | <b>OVERALL DIMENSIONS</b> |              |             | <b>SEAT DIMENSIONS</b> |          |           | <b>BACK DIMENSIONS</b> |        |          |        |        |        |        |
|   |   |               | <b>W</b>                  | <b>D</b>     | <b>H</b>    | <b>W</b>               | <b>D</b> | <b>H</b>  | <b>W</b>               |        | <b>H</b> |        |        |        |        |
|   |   |               | 20                        | 24           | 48          | 20                     | 17.5     | 23.5-33.5 | 18.5                   |        | 21       |        |        |        |        |
|   |   |               | <b>RTA 2</b>              | <b>FedEx</b> |             | <b>ups</b>             |          |           |                        |        |          |        |        |        |        |
|  <p><b>HB Synchro - Tilter w/Back Angle Adjustment</b><br/>COM Yardage: 1.25<br/>Freight Class: 150<br/>Product Weight (lbs.): 61<br/>Cubic Feet Per Carton: 10.50</p> |  <p><b>ADJUSTMENTS</b><br/>(1) Tilt tension<br/>(2) Pneumatic seat height<br/>(8) Seat depth<br/>(9) Chair tilt lock<br/>(5C) Synchro-tilt action<br/>Anti-kick back</p>   | <b>6331-0</b> | 1194                      | 1245         | 1279        | 1334                   | 1413     | 1443      | 1508                   | 1641   | 1702     | 1821   | 1987   | 2189   |        |
|   |   |               | <b>6331-0MO</b>           | 1258         | 1332        | 1394                   | 1479     | 1605      | 1650                   | 1759   | 1966     | 2066   | 2259   | 2521   | 2847   |
|   |   |               | <b>GC6331-0</b>           | -            | \$1465      | \$1500                 | \$1548   | \$1616    | \$1649                 | \$1711 | \$1810   | \$1885 | \$1971 | \$2145 | \$2331 |
|   |   |               | <b>OVERALL DIMENSIONS</b> |              |             | <b>SEAT DIMENSIONS</b> |          |           | <b>BACK DIMENSIONS</b> |        |          |        |        |        |        |
| <b>W</b>  | <b>D</b>  | <b>H</b>      | <b>W</b>                  | <b>D</b>     | <b>H</b>    | <b>W</b>               |          | <b>H</b>  |                        |        |          |        |        |        |        |
| 25.5  | 24  | 41.5          | 20                        | 17-20        | 17.5-22.5   | 18.5                   |          | 23        |                        |        |          |        |        |        |        |
|   |   |               | <b>RTA 2</b>              | <b>FedEx</b> |             | <b>ups</b>             |          |           |                        |        |          |        |        |        |        |
|  <p><b>HB Multi - Tilter</b><br/>COM Yardage: 1.25<br/>Freight Class: 125<br/>Product Weight (lbs.): 63<br/>Cubic Feet Per Carton: 10.5</p>                            |  <p><b>ADJUSTMENTS</b><br/>(1) Tilt tension<br/>(2) Pneumatic seat height<br/>(3) Back angle<br/>(4) Seat angle<br/>(8) Back/lumbar height<br/>(8) Sliding seat depth<br/>(9) Infinite position tilt lock<br/>Center tilt action</p> | <b>6331-3</b> | 1194                      | 1245         | 1279        | 1334                   | 1413     | 1443      | 1508                   | 1641   | 1702     | 1821   | 1987   | 2189   |        |
|   |   |               | <b>6331-3MO</b>           | 1258         | 1332        | 1394                   | 1479     | 1605      | 1650                   | 1759   | 1966     | 2066   | 2259   | 2521   | 2847   |
|   |   |               | <b>OVERALL DIMENSIONS</b> |              |             | <b>SEAT DIMENSIONS</b> |          |           | <b>BACK DIMENSIONS</b> |        |          |        |        |        |        |
|   |   |               | <b>W</b>                  | <b>D</b>     | <b>H</b>    | <b>W</b>               | <b>D</b> | <b>H</b>  | <b>W</b>               |        | <b>H</b> |        |        |        |        |
| 25.5  | 24  | 41            | 20                        | 17-20        | 17.25-22.25 | 18.5                   |          | 23        |                        |        |          |        |        |        |        |
|   |   |               | <b>RTA 2</b>              | <b>FedEx</b> |             | <b>ups</b>             |          |           |                        |        |          |        |        |        |        |


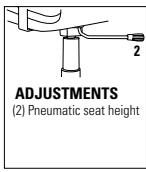

| DESCRIPTION  | FEATURES   | MODEL#   | STANDARD TEXTILE GRADES   |                           |                        |                        |          |          |             |          |          |          |          |          |      |      |
|--|--|--|---|---------------------------|------------------------|------------------------|----------|----------|-------------|----------|----------|----------|----------|----------|------|------|
|  |  |  | 1   | 2                         | 3                      | 4                      | 5        | 6        | 7           | 8        | 9        | 10       | 11       | 12       |      |      |
|  <p><b>HB Tilter</b><br/>COM Yardage: 1.25<br/>Freight Class: 150<br/>Product Weight (lbs.): 55<br/>Cubic Feet Per Carton: 10.5</p> |  <p><b>ADJUSTMENTS</b><br/>(1) Tilt tension<br/>(2) Pneumatic seat height<br/>(5A) Center-tilt action</p> | <b>6331-4</b>  | 1067  | 1118                      | 1156                   | 1210                   | 1288     | 1316     | 1381        | 1514     | 1576     | 1696     | 1861     | 2062     |      |      |
|  |  | <b>6331-4MO</b>  | 1131  | 1209                      | 1267                   | 1355                   | 1478     | 1524     | 1633        | 1840     | 1941     | 2133     | 2394     | 2723     |      |      |
|  |  | <b>GC6331-4</b>  | -   | \$1280                    | \$1316                 | \$1365                 | \$1436   | \$1469   | \$1533      | \$1634   | \$1714   | \$1801   | \$1980   | \$2172   |      |      |
|  |  | <b>OVERALL DIMENSIONS</b>  | <b>SEAT DIMENSIONS</b>  | <b>BACK DIMENSIONS</b>    | <b>W</b>               | <b>D</b>               | <b>H</b> | <b>W</b> | <b>D</b>    | <b>H</b> | <b>W</b> | <b>H</b> |          |          |      |      |
|  |  | 25.5   | 24  | 39.25                     | 20                     | 17.5                   | 16-21    | 18.5     | 23          |          |          |          |          |          |      |      |
| <p>Upholstered back</p> <p>Ergonomic Features:<br/>A, B, C, E, H, M, N, Q, S, U</p>  | <p>RTA 2</p> <p>FedEx</p> <p>ups</p>   |  |   |                           |                        |                        |          |          |             |          |          |          |          |          |      |      |
|  |  |  <p><b>HB Task</b><br/>COM Yardage: 1.25<br/>Freight Class: 150<br/>Product Weight (lbs.): 49<br/>Cubic Feet Per Carton: 10.5</p>                                       |  <p><b>ADJUSTMENTS</b><br/>(2) Pneumatic seat height<br/>(8) Seat depth</p>  | <b>6331-6</b>             | 1037                   | 1087                   | 1122     | 1177     | 1256        | 1284     | 1351     | 1483     | 1545     | 1664     | 1830 | 2032 |
|  |  |  |   | <b>6331-6MO</b>           | 1100                   | 1176                   | 1236     | 1324     | 1450        | 1493     | 1602     | 1809     | 1909     | 2102     | 2363 | 2690 |
|  |  |  |   | <b>OVERALL DIMENSIONS</b> | <b>SEAT DIMENSIONS</b> | <b>BACK DIMENSIONS</b> | <b>W</b> | <b>D</b> | <b>H</b>    | <b>W</b> | <b>D</b> | <b>H</b> | <b>W</b> | <b>H</b> |      |      |
|  |  |  |   | 25.5                      | 24                     | 39.25                  | 20       | 17.5     | 17-22       | 18.5     | 23       |          |          |          |      |      |
| <p>Upholstered Back</p> <p>Ergonomic Features:<br/>C, E, M, N</p>  | <p>RTA 2</p> <p>FedEx</p> <p>ups</p>   |  |   |                           |                        |                        |          |          |             |          |          |          |          |          |      |      |
|  |  |  <p><b>HB Weight Sensing Synchro - Tilter</b><br/>COM Yardage: 1.25<br/>Freight Class: 150<br/>Product Weight (lbs.): 58<br/>Cubic Feet Per Carton: 10.5</p>           |  <p><b>ADJUSTMENTS</b><br/>Weight sensing auto tension adjustment<br/>(2) Pneumatic seat height<br/>(8) Sliding seat depth<br/>(9) Multi position tilt lock</p>   | <b>6331-8</b>             | 1194                   | 1245                   | 1279     | 1334     | 1413        | 1443     | 1508     | 1641     | 1702     | 1821     | 1987 | 2189 |
|  |  |  |   | <b>6331-8MO</b>           | 1258                   | 1332                   | 1394     | 1479     | 1605        | 1650     | 1759     | 1966     | 2066     | 2259     | 2521 | 2847 |
|  |  |  |   | <b>OVERALL DIMENSIONS</b> | <b>SEAT DIMENSIONS</b> | <b>BACK DIMENSIONS</b> | <b>W</b> | <b>D</b> | <b>H</b>    | <b>W</b> | <b>D</b> | <b>H</b> | <b>W</b> | <b>H</b> |      |      |
|  |  |  |   | 25.5                      | 24                     | 40                     | 20       | 17-20    | 16.5-21.5   | 18.5     | 23       |          |          |          |      |      |
| <p>Upholstered Back</p> <p>Ergonomic Features:<br/>A, B, C, E, H, L, M, N, Q, U</p>  | <p>RTA 2</p> <p>FedEx</p> <p>ups</p>   |  |   |                           |                        |                        |          |          |             |          |          |          |          |          |      |      |
|  |  |  <p><b>MB Synchro - Tilter w/Back Angle Adjustment</b><br/>COM Yardage: 1.25<br/>Freight Class: 150<br/>Product Weight (lbs.): 59<br/>Cubic Feet Per Carton: 10.5</p> |  <p><b>ADJUSTMENTS</b><br/>(1) Tilt tension<br/>(2) Pneumatic seat height<br/>(8) Seat depth<br/>(9) Chair tilt lock<br/>(5C) Synchro-tilt action<br/>Anti-kick back</p>   | <b>6332-0</b>             | 1139                   | 1190                   | 1224     | 1279     | 1358        | 1387     | 1453     | 1586     | 1647     | 1766     | 1932 | 2134 |
|  |  |  |   | <b>6332-0MO</b>           | 1201                   | 1282                   | 1349     | 1446     | 1578        | 1641     | 1765     | 1961     | 2111     | 2280     | 2625 | 2992 |
|  |  |  |   | <b>OVERALL DIMENSIONS</b> | <b>SEAT DIMENSIONS</b> | <b>BACK DIMENSIONS</b> | <b>W</b> | <b>D</b> | <b>H</b>    | <b>W</b> | <b>D</b> | <b>H</b> | <b>W</b> | <b>H</b> |      |      |
|  |  |  |   | 25.5                      | 24                     | 39.5                   | 20       | 17-20    | 17.5-22.5   | 18.5     | 21       |          |          |          |      |      |
| <p>Upholstered Back</p> <p>Ergonomic Features:<br/>A, B, C, E, G, H, L, M, N, Q, U</p>   | <p>RTA 2</p> <p>FedEx</p> <p>ups</p>   |  |   |                           |                        |                        |          |          |             |          |          |          |          |          |      |      |
|  |  |  <p><b>MB Multi - Tilter</b><br/>COM Yardage: 1.25<br/>Freight Class: 150<br/>Product Weight (lbs.): 61<br/>Cubic Feet Per Carton: 10.5</p>                           |  <p><b>ADJUSTMENTS</b><br/>(1) Tilt tension<br/>(2) Pneumatic seat height<br/>(3) Back angle<br/>(4) Seat angle<br/>(6) Back/lumbar height<br/>(8) Sliding seat depth<br/>(9) Infinite position tilt lock<br/>Center tilt action</p> | <b>6332-3</b>             | 1139                   | 1190                   | 1224     | 1279     | 1358        | 1387     | 1453     | 1586     | 1647     | 1766     | 1932 | 2134 |
|  |  |  |   | <b>6332-3MO</b>           | 1201                   | 1282                   | 1349     | 1446     | 1578        | 1641     | 1765     | 1961     | 2111     | 2280     | 2625 | 2992 |
|  |  |  |   | <b>OVERALL DIMENSIONS</b> | <b>SEAT DIMENSIONS</b> | <b>BACK DIMENSIONS</b> | <b>W</b> | <b>D</b> | <b>H</b>    | <b>W</b> | <b>D</b> | <b>H</b> | <b>W</b> | <b>H</b> |      |      |
|  |  |  |   | 25.5                      | 24                     | 39                     | 20       | 17-20    | 17.25-22.25 | 18.5     | 21       |          |          |          |      |      |
| <p>Upholstered Back</p> <p>Ergonomic Features:<br/>A, B, C, E, F, G, H, M, N, Q, U, S</p>  | <p>RTA 2</p> <p>FedEx</p> <p>ups</p>   |  |   |                           |                        |                        |          |          |             |          |          |          |          |          |      |      |


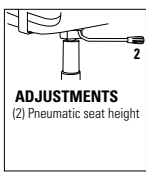

| DESCRIPTION  | FEATURES   | MODEL#  | STANDARD TEXTILE GRADES   |          |           |                        |          |      |                        |      |      |      |      |      |        |      |      |      |      |      |      |      |      |      |      |      |      |          |      |      |      |      |      |      |      |      |      |      |      |      |                           |  |  |                        |  |  |                        |  |  |  |  |  |          |          |          |          |          |          |          |          |  |  |  |  |  |      |    |      |    |       |           |      |    |  |  |  |  |  |
|--|--|---|---|----------|-----------|------------------------|----------|------|------------------------|------|------|------|------|------|--------|------|------|------|------|------|------|------|------|------|------|------|------|----------|------|------|------|------|------|------|------|------|------|------|------|------|---------------------------|--|--|------------------------|--|--|------------------------|--|--|--|--|--|----------|----------|----------|----------|----------|----------|----------|----------|--|--|--|--|--|------|----|------|----|-------|-----------|------|----|--|--|--|--|--|
|  |  |   | 1   | 2        | 3         | 4                      | 5        | 6    | 7                      | 8    | 9    | 10   | 11   | 12   |        |      |      |      |      |      |      |      |      |      |      |      |      |          |      |      |      |      |      |      |      |      |      |      |      |      |                           |  |  |                        |  |  |                        |  |  |  |  |  |          |          |          |          |          |          |          |          |  |  |  |  |  |      |    |      |    |       |           |      |    |  |  |  |  |  |
|  <p><b>MB Tilter</b><br/>COM Yardage: 1.25<br/>Freight Class: 150<br/>Product Weight (lbs.): 53<br/>Cubic Feet Per Carton: 10.5</p>                                   |  <p><b>ADJUSTMENTS</b><br/>(1) Tilt tension<br/>(2) Pneumatic seat height<br/>(5A) Center-tilt action</p>   | <p>Upholstered Back</p> <p>Ergonomic Features:<br/>A, B, C, E, H, M, N, Q, S, U</p> | <table border="1"> <tr> <td>6332-4</td> <td>1020</td> <td>1070</td> <td>1108</td> <td>1161</td> <td>1240</td> <td>1268</td> <td>1333</td> <td>1466</td> <td>1528</td> <td>1647</td> <td>1813</td> <td>2015</td> </tr> <tr> <td>6332-4MO</td> <td>1085</td> <td>1163</td> <td>1221</td> <td>1309</td> <td>1432</td> <td>1478</td> <td>1587</td> <td>1794</td> <td>1895</td> <td>2087</td> <td>2348</td> <td>2677</td> </tr> <tr> <td colspan="3"><b>OVERALL DIMENSIONS</b></td> <td colspan="3"><b>SEAT DIMENSIONS</b></td> <td colspan="6"><b>BACK DIMENSIONS</b></td> </tr> <tr> <td><b>W</b></td> <td><b>D</b></td> <td><b>H</b></td> <td><b>W</b></td> <td><b>D</b></td> <td><b>H</b></td> <td><b>W</b></td> <td><b>H</b></td> <td colspan="5"></td> </tr> <tr> <td>25.5</td> <td>24</td> <td>37.5</td> <td>20</td> <td>17.5</td> <td>16-21</td> <td>18.5</td> <td>21</td> <td colspan="5"></td> </tr> </table>    |          |           |                        |          |      |                        |      |      |      |      |      | 6332-4 | 1020 | 1070 | 1108 | 1161 | 1240 | 1268 | 1333 | 1466 | 1528 | 1647 | 1813 | 2015 | 6332-4MO | 1085 | 1163 | 1221 | 1309 | 1432 | 1478 | 1587 | 1794 | 1895 | 2087 | 2348 | 2677 | <b>OVERALL DIMENSIONS</b> |  |  | <b>SEAT DIMENSIONS</b> |  |  | <b>BACK DIMENSIONS</b> |  |  |  |  |  | <b>W</b> | <b>D</b> | <b>H</b> | <b>W</b> | <b>D</b> | <b>H</b> | <b>W</b> | <b>H</b> |  |  |  |  |  | 25.5 | 24 | 37.5 | 20 | 17.5  | 16-21     | 18.5 | 21 |  |  |  |  |  |
|  |  |   | 6332-4  | 1020     | 1070      | 1108                   | 1161     | 1240 | 1268                   | 1333 | 1466 | 1528 | 1647 | 1813 | 2015   |      |      |      |      |      |      |      |      |      |      |      |      |          |      |      |      |      |      |      |      |      |      |      |      |      |                           |  |  |                        |  |  |                        |  |  |  |  |  |          |          |          |          |          |          |          |          |  |  |  |  |  |      |    |      |    |       |           |      |    |  |  |  |  |  |
|  |  |   | 6332-4MO  | 1085     | 1163      | 1221                   | 1309     | 1432 | 1478                   | 1587 | 1794 | 1895 | 2087 | 2348 | 2677   |      |      |      |      |      |      |      |      |      |      |      |      |          |      |      |      |      |      |      |      |      |      |      |      |      |                           |  |  |                        |  |  |                        |  |  |  |  |  |          |          |          |          |          |          |          |          |  |  |  |  |  |      |    |      |    |       |           |      |    |  |  |  |  |  |
|  |  |   | <b>OVERALL DIMENSIONS</b>   |          |           | <b>SEAT DIMENSIONS</b> |          |      | <b>BACK DIMENSIONS</b> |      |      |      |      |      |        |      |      |      |      |      |      |      |      |      |      |      |      |          |      |      |      |      |      |      |      |      |      |      |      |      |                           |  |  |                        |  |  |                        |  |  |  |  |  |          |          |          |          |          |          |          |          |  |  |  |  |  |      |    |      |    |       |           |      |    |  |  |  |  |  |
| <b>W</b>   | <b>D</b>   | <b>H</b>  | <b>W</b>  | <b>D</b> | <b>H</b>  | <b>W</b>               | <b>H</b> |      |                        |      |      |      |      |      |        |      |      |      |      |      |      |      |      |      |      |      |      |          |      |      |      |      |      |      |      |      |      |      |      |      |                           |  |  |                        |  |  |                        |  |  |  |  |  |          |          |          |          |          |          |          |          |  |  |  |  |  |      |    |      |    |       |           |      |    |  |  |  |  |  |
| 25.5   | 24   | 37.5  | 20  | 17.5     | 16-21     | 18.5                   | 21       |      |                        |      |      |      |      |      |        |      |      |      |      |      |      |      |      |      |      |      |      |          |      |      |      |      |      |      |      |      |      |      |      |      |                           |  |  |                        |  |  |                        |  |  |  |  |  |          |          |          |          |          |          |          |          |  |  |  |  |  |      |    |      |    |       |           |      |    |  |  |  |  |  |
|  |  |   | <p>RTA 2      FedEx      ups</p>  |          |           |                        |          |      |                        |      |      |      |      |      |        |      |      |      |      |      |      |      |      |      |      |      |      |          |      |      |      |      |      |      |      |      |      |      |      |      |                           |  |  |                        |  |  |                        |  |  |  |  |  |          |          |          |          |          |          |          |          |  |  |  |  |  |      |    |      |    |       |           |      |    |  |  |  |  |  |
|  <p><b>MB Task</b><br/>COM Yardage: 1.25<br/>Freight Class: 150<br/>Product Weight (lbs.): 48<br/>Cubic Feet Per Carton: 10.5</p>                                     |  <p><b>ADJUSTMENTS</b><br/>(2) Pneumatic seat height<br/>(8) Seat depth</p>   | <p>Upholstered Back</p> <p>Ergonomic Features:<br/>C, E, M, N, Q, U</p>             | <table border="1"> <tr> <td>6332-6</td> <td>991</td> <td>1042</td> <td>1079</td> <td>1132</td> <td>1211</td> <td>1240</td> <td>1305</td> <td>1438</td> <td>1500</td> <td>1618</td> <td>1785</td> <td>1986</td> </tr> <tr> <td>6332-6MO</td> <td>1054</td> <td>1130</td> <td>1190</td> <td>1275</td> <td>1401</td> <td>1447</td> <td>1555</td> <td>1762</td> <td>1863</td> <td>2055</td> <td>2315</td> <td>2644</td> </tr> <tr> <td colspan="3"><b>OVERALL DIMENSIONS</b></td> <td colspan="3"><b>SEAT DIMENSIONS</b></td> <td colspan="6"><b>BACK DIMENSIONS</b></td> </tr> <tr> <td><b>W</b></td> <td><b>D</b></td> <td><b>H</b></td> <td><b>W</b></td> <td><b>D</b></td> <td><b>H</b></td> <td><b>W</b></td> <td><b>H</b></td> <td colspan="5"></td> </tr> <tr> <td>25.5</td> <td>24</td> <td>37.5</td> <td>20</td> <td>17.5</td> <td>17-22</td> <td>18.5</td> <td>21</td> <td colspan="5"></td> </tr> </table>     |          |           |                        |          |      |                        |      |      |      |      |      | 6332-6 | 991  | 1042 | 1079 | 1132 | 1211 | 1240 | 1305 | 1438 | 1500 | 1618 | 1785 | 1986 | 6332-6MO | 1054 | 1130 | 1190 | 1275 | 1401 | 1447 | 1555 | 1762 | 1863 | 2055 | 2315 | 2644 | <b>OVERALL DIMENSIONS</b> |  |  | <b>SEAT DIMENSIONS</b> |  |  | <b>BACK DIMENSIONS</b> |  |  |  |  |  | <b>W</b> | <b>D</b> | <b>H</b> | <b>W</b> | <b>D</b> | <b>H</b> | <b>W</b> | <b>H</b> |  |  |  |  |  | 25.5 | 24 | 37.5 | 20 | 17.5  | 17-22     | 18.5 | 21 |  |  |  |  |  |
|  |  |   | 6332-6  | 991      | 1042      | 1079                   | 1132     | 1211 | 1240                   | 1305 | 1438 | 1500 | 1618 | 1785 | 1986   |      |      |      |      |      |      |      |      |      |      |      |      |          |      |      |      |      |      |      |      |      |      |      |      |      |                           |  |  |                        |  |  |                        |  |  |  |  |  |          |          |          |          |          |          |          |          |  |  |  |  |  |      |    |      |    |       |           |      |    |  |  |  |  |  |
|  |  |   | 6332-6MO  | 1054     | 1130      | 1190                   | 1275     | 1401 | 1447                   | 1555 | 1762 | 1863 | 2055 | 2315 | 2644   |      |      |      |      |      |      |      |      |      |      |      |      |          |      |      |      |      |      |      |      |      |      |      |      |      |                           |  |  |                        |  |  |                        |  |  |  |  |  |          |          |          |          |          |          |          |          |  |  |  |  |  |      |    |      |    |       |           |      |    |  |  |  |  |  |
|  |  |   | <b>OVERALL DIMENSIONS</b>   |          |           | <b>SEAT DIMENSIONS</b> |          |      | <b>BACK DIMENSIONS</b> |      |      |      |      |      |        |      |      |      |      |      |      |      |      |      |      |      |      |          |      |      |      |      |      |      |      |      |      |      |      |      |                           |  |  |                        |  |  |                        |  |  |  |  |  |          |          |          |          |          |          |          |          |  |  |  |  |  |      |    |      |    |       |           |      |    |  |  |  |  |  |
| <b>W</b>   | <b>D</b>   | <b>H</b>  | <b>W</b>  | <b>D</b> | <b>H</b>  | <b>W</b>               | <b>H</b> |      |                        |      |      |      |      |      |        |      |      |      |      |      |      |      |      |      |      |      |      |          |      |      |      |      |      |      |      |      |      |      |      |      |                           |  |  |                        |  |  |                        |  |  |  |  |  |          |          |          |          |          |          |          |          |  |  |  |  |  |      |    |      |    |       |           |      |    |  |  |  |  |  |
| 25.5   | 24   | 37.5  | 20  | 17.5     | 17-22     | 18.5                   | 21       |      |                        |      |      |      |      |      |        |      |      |      |      |      |      |      |      |      |      |      |      |          |      |      |      |      |      |      |      |      |      |      |      |      |                           |  |  |                        |  |  |                        |  |  |  |  |  |          |          |          |          |          |          |          |          |  |  |  |  |  |      |    |      |    |       |           |      |    |  |  |  |  |  |
|  |  |   | <p>RTA 2      FedEx      ups</p>  |          |           |                        |          |      |                        |      |      |      |      |      |        |      |      |      |      |      |      |      |      |      |      |      |      |          |      |      |      |      |      |      |      |      |      |      |      |      |                           |  |  |                        |  |  |                        |  |  |  |  |  |          |          |          |          |          |          |          |          |  |  |  |  |  |      |    |      |    |       |           |      |    |  |  |  |  |  |
|  <p><b>MB Task - Armless</b><br/>COM Yardage: 1.25<br/>Freight Class: 150<br/>Product Weight (lbs.): 42<br/>Cubic Feet Per Carton: 10.5</p>                          |  <p><b>ADJUSTMENTS</b><br/>(2) Pneumatic seat height<br/>(8) Seat depth</p>  | <p>Upholstered Back</p> <p>Ergonomic Features:<br/>C, E, M, N, U</p>                | <table border="1"> <tr> <td>6333-6</td> <td>943</td> <td>993</td> <td>1028</td> <td>1083</td> <td>1162</td> <td>1191</td> <td>1256</td> <td>1389</td> <td>1451</td> <td>1569</td> <td>1736</td> <td>1938</td> </tr> <tr> <td>6333-6MO</td> <td>1016</td> <td>1094</td> <td>1152</td> <td>1241</td> <td>1366</td> <td>1409</td> <td>1517</td> <td>1724</td> <td>1825</td> <td>2018</td> <td>2281</td> <td>2605</td> </tr> <tr> <td colspan="3"><b>OVERALL DIMENSIONS</b></td> <td colspan="3"><b>SEAT DIMENSIONS</b></td> <td colspan="6"><b>BACK DIMENSIONS</b></td> </tr> <tr> <td><b>W</b></td> <td><b>D</b></td> <td><b>H</b></td> <td><b>W</b></td> <td><b>D</b></td> <td><b>H</b></td> <td><b>W</b></td> <td><b>H</b></td> <td colspan="5"></td> </tr> <tr> <td>20</td> <td>24</td> <td>37.5</td> <td>20</td> <td>17.5</td> <td>17-22</td> <td>18.5</td> <td>21</td> <td colspan="5"></td> </tr> </table>        |          |           |                        |          |      |                        |      |      |      |      |      | 6333-6 | 943  | 993  | 1028 | 1083 | 1162 | 1191 | 1256 | 1389 | 1451 | 1569 | 1736 | 1938 | 6333-6MO | 1016 | 1094 | 1152 | 1241 | 1366 | 1409 | 1517 | 1724 | 1825 | 2018 | 2281 | 2605 | <b>OVERALL DIMENSIONS</b> |  |  | <b>SEAT DIMENSIONS</b> |  |  | <b>BACK DIMENSIONS</b> |  |  |  |  |  | <b>W</b> | <b>D</b> | <b>H</b> | <b>W</b> | <b>D</b> | <b>H</b> | <b>W</b> | <b>H</b> |  |  |  |  |  | 20   | 24 | 37.5 | 20 | 17.5  | 17-22     | 18.5 | 21 |  |  |  |  |  |
|  |  |   | 6333-6  | 943      | 993       | 1028                   | 1083     | 1162 | 1191                   | 1256 | 1389 | 1451 | 1569 | 1736 | 1938   |      |      |      |      |      |      |      |      |      |      |      |      |          |      |      |      |      |      |      |      |      |      |      |      |      |                           |  |  |                        |  |  |                        |  |  |  |  |  |          |          |          |          |          |          |          |          |  |  |  |  |  |      |    |      |    |       |           |      |    |  |  |  |  |  |
|  |  |   | 6333-6MO  | 1016     | 1094      | 1152                   | 1241     | 1366 | 1409                   | 1517 | 1724 | 1825 | 2018 | 2281 | 2605   |      |      |      |      |      |      |      |      |      |      |      |      |          |      |      |      |      |      |      |      |      |      |      |      |      |                           |  |  |                        |  |  |                        |  |  |  |  |  |          |          |          |          |          |          |          |          |  |  |  |  |  |      |    |      |    |       |           |      |    |  |  |  |  |  |
|  |  |   | <b>OVERALL DIMENSIONS</b>   |          |           | <b>SEAT DIMENSIONS</b> |          |      | <b>BACK DIMENSIONS</b> |      |      |      |      |      |        |      |      |      |      |      |      |      |      |      |      |      |      |          |      |      |      |      |      |      |      |      |      |      |      |      |                           |  |  |                        |  |  |                        |  |  |  |  |  |          |          |          |          |          |          |          |          |  |  |  |  |  |      |    |      |    |       |           |      |    |  |  |  |  |  |
| <b>W</b>   | <b>D</b>   | <b>H</b>  | <b>W</b>  | <b>D</b> | <b>H</b>  | <b>W</b>               | <b>H</b> |      |                        |      |      |      |      |      |        |      |      |      |      |      |      |      |      |      |      |      |      |          |      |      |      |      |      |      |      |      |      |      |      |      |                           |  |  |                        |  |  |                        |  |  |  |  |  |          |          |          |          |          |          |          |          |  |  |  |  |  |      |    |      |    |       |           |      |    |  |  |  |  |  |
| 20   | 24   | 37.5  | 20  | 17.5     | 17-22     | 18.5                   | 21       |      |                        |      |      |      |      |      |        |      |      |      |      |      |      |      |      |      |      |      |      |          |      |      |      |      |      |      |      |      |      |      |      |      |                           |  |  |                        |  |  |                        |  |  |  |  |  |          |          |          |          |          |          |          |          |  |  |  |  |  |      |    |      |    |       |           |      |    |  |  |  |  |  |
|  |  |   | <p>RTA 2      FedEx      ups</p>  |          |           |                        |          |      |                        |      |      |      |      |      |        |      |      |      |      |      |      |      |      |      |      |      |      |          |      |      |      |      |      |      |      |      |      |      |      |      |                           |  |  |                        |  |  |                        |  |  |  |  |  |          |          |          |          |          |          |          |          |  |  |  |  |  |      |    |      |    |       |           |      |    |  |  |  |  |  |
|  <p><b>MB Weight Sensing Synchro - Tilter</b><br/>COM Yardage: 1.25<br/>Freight Class: 150<br/>Product Weight (lbs.): 56<br/>Cubic Feet Per Carton: 10.5</p>        |  <p><b>ADJUSTMENTS</b><br/>Weight sensing auto tension adjustment<br/>(2) Pneumatic seat height<br/>(8) Sliding seat depth<br/>(9) Multi position tilt lock</p> | <p>Upholstered Back</p> <p>Ergonomic Features:<br/>A, B, C, E, H, L, M, N, Q, U</p> | <table border="1"> <tr> <td>6332-8</td> <td>1139</td> <td>1190</td> <td>1224</td> <td>1279</td> <td>1358</td> <td>1387</td> <td>1453</td> <td>1586</td> <td>1647</td> <td>1766</td> <td>1932</td> <td>2134</td> </tr> <tr> <td>6332-8MO</td> <td>1201</td> <td>1282</td> <td>1349</td> <td>1446</td> <td>1578</td> <td>1641</td> <td>1765</td> <td>1961</td> <td>2111</td> <td>2280</td> <td>2625</td> <td>2992</td> </tr> <tr> <td colspan="3"><b>OVERALL DIMENSIONS</b></td> <td colspan="3"><b>SEAT DIMENSIONS</b></td> <td colspan="6"><b>BACK DIMENSIONS</b></td> </tr> <tr> <td><b>W</b></td> <td><b>D</b></td> <td><b>H</b></td> <td><b>W</b></td> <td><b>D</b></td> <td><b>H</b></td> <td><b>W</b></td> <td><b>H</b></td> <td colspan="5"></td> </tr> <tr> <td>25.5</td> <td>24</td> <td>38</td> <td>20</td> <td>17-20</td> <td>16.5-21.5</td> <td>18.5</td> <td>21</td> <td colspan="5"></td> </tr> </table> |          |           |                        |          |      |                        |      |      |      |      |      | 6332-8 | 1139 | 1190 | 1224 | 1279 | 1358 | 1387 | 1453 | 1586 | 1647 | 1766 | 1932 | 2134 | 6332-8MO | 1201 | 1282 | 1349 | 1446 | 1578 | 1641 | 1765 | 1961 | 2111 | 2280 | 2625 | 2992 | <b>OVERALL DIMENSIONS</b> |  |  | <b>SEAT DIMENSIONS</b> |  |  | <b>BACK DIMENSIONS</b> |  |  |  |  |  | <b>W</b> | <b>D</b> | <b>H</b> | <b>W</b> | <b>D</b> | <b>H</b> | <b>W</b> | <b>H</b> |  |  |  |  |  | 25.5 | 24 | 38   | 20 | 17-20 | 16.5-21.5 | 18.5 | 21 |  |  |  |  |  |
|  |  |   | 6332-8  | 1139     | 1190      | 1224                   | 1279     | 1358 | 1387                   | 1453 | 1586 | 1647 | 1766 | 1932 | 2134   |      |      |      |      |      |      |      |      |      |      |      |      |          |      |      |      |      |      |      |      |      |      |      |      |      |                           |  |  |                        |  |  |                        |  |  |  |  |  |          |          |          |          |          |          |          |          |  |  |  |  |  |      |    |      |    |       |           |      |    |  |  |  |  |  |
|  |  |   | 6332-8MO  | 1201     | 1282      | 1349                   | 1446     | 1578 | 1641                   | 1765 | 1961 | 2111 | 2280 | 2625 | 2992   |      |      |      |      |      |      |      |      |      |      |      |      |          |      |      |      |      |      |      |      |      |      |      |      |      |                           |  |  |                        |  |  |                        |  |  |  |  |  |          |          |          |          |          |          |          |          |  |  |  |  |  |      |    |      |    |       |           |      |    |  |  |  |  |  |
|  |  |   | <b>OVERALL DIMENSIONS</b>   |          |           | <b>SEAT DIMENSIONS</b> |          |      | <b>BACK DIMENSIONS</b> |      |      |      |      |      |        |      |      |      |      |      |      |      |      |      |      |      |      |          |      |      |      |      |      |      |      |      |      |      |      |      |                           |  |  |                        |  |  |                        |  |  |  |  |  |          |          |          |          |          |          |          |          |  |  |  |  |  |      |    |      |    |       |           |      |    |  |  |  |  |  |
| <b>W</b>   | <b>D</b>   | <b>H</b>  | <b>W</b>  | <b>D</b> | <b>H</b>  | <b>W</b>               | <b>H</b> |      |                        |      |      |      |      |      |        |      |      |      |      |      |      |      |      |      |      |      |      |          |      |      |      |      |      |      |      |      |      |      |      |      |                           |  |  |                        |  |  |                        |  |  |  |  |  |          |          |          |          |          |          |          |          |  |  |  |  |  |      |    |      |    |       |           |      |    |  |  |  |  |  |
| 25.5   | 24   | 38  | 20  | 17-20    | 16.5-21.5 | 18.5                   | 21       |      |                        |      |      |      |      |      |        |      |      |      |      |      |      |      |      |      |      |      |      |          |      |      |      |      |      |      |      |      |      |      |      |      |                           |  |  |                        |  |  |                        |  |  |  |  |  |          |          |          |          |          |          |          |          |  |  |  |  |  |      |    |      |    |       |           |      |    |  |  |  |  |  |
|  |  |   | <p>RTA 2      FedEx      ups</p>  |          |           |                        |          |      |                        |      |      |      |      |      |        |      |      |      |      |      |      |      |      |      |      |      |      |          |      |      |      |      |      |      |      |      |      |      |      |      |                           |  |  |                        |  |  |                        |  |  |  |  |  |          |          |          |          |          |          |          |          |  |  |  |  |  |      |    |      |    |       |           |      |    |  |  |  |  |  |
|  <p><b>MB Height Adjustable Stool - Task Armless</b><br/>COM Yardage: 1.25<br/>Freight Class: 150<br/>Product Weight (lbs.): 45<br/>Cubic Feet Per Carton: 10.5</p> |  <p><b>ADJUSTMENTS</b><br/>(2) Pneumatic seat height<br/>(8) Seat depth</p>   | <p>Upholstered Back</p> <p>Ergonomic Features:<br/>C, E, M, N, U</p>                | <table border="1"> <tr> <td>6337-6</td> <td>1020</td> <td>1071</td> <td>1109</td> <td>1163</td> <td>1241</td> <td>1269</td> <td>1336</td> <td>1467</td> <td>1529</td> <td>1649</td> <td>1814</td> <td>2016</td> </tr> <tr> <td>6337-6MO</td> <td>1090</td> <td>1166</td> <td>1224</td> <td>1314</td> <td>1437</td> <td>1482</td> <td>1591</td> <td>1798</td> <td>1899</td> <td>2091</td> <td>2351</td> <td>2680</td> </tr> <tr> <td colspan="3"><b>OVERALL DIMENSIONS</b></td> <td colspan="3"><b>SEAT DIMENSIONS</b></td> <td colspan="6"><b>BACK DIMENSIONS</b></td> </tr> <tr> <td><b>W</b></td> <td><b>D</b></td> <td><b>H</b></td> <td><b>W</b></td> <td><b>D</b></td> <td><b>H</b></td> <td><b>W</b></td> <td><b>H</b></td> <td colspan="5"></td> </tr> <tr> <td>20</td> <td>24</td> <td>48</td> <td>20</td> <td>17.5</td> <td>23.5-33.5</td> <td>18.5</td> <td>21</td> <td colspan="5"></td> </tr> </table>    |          |           |                        |          |      |                        |      |      |      |      |      | 6337-6 | 1020 | 1071 | 1109 | 1163 | 1241 | 1269 | 1336 | 1467 | 1529 | 1649 | 1814 | 2016 | 6337-6MO | 1090 | 1166 | 1224 | 1314 | 1437 | 1482 | 1591 | 1798 | 1899 | 2091 | 2351 | 2680 | <b>OVERALL DIMENSIONS</b> |  |  | <b>SEAT DIMENSIONS</b> |  |  | <b>BACK DIMENSIONS</b> |  |  |  |  |  | <b>W</b> | <b>D</b> | <b>H</b> | <b>W</b> | <b>D</b> | <b>H</b> | <b>W</b> | <b>H</b> |  |  |  |  |  | 20   | 24 | 48   | 20 | 17.5  | 23.5-33.5 | 18.5 | 21 |  |  |  |  |  |
|  |  |   | 6337-6  | 1020     | 1071      | 1109                   | 1163     | 1241 | 1269                   | 1336 | 1467 | 1529 | 1649 | 1814 | 2016   |      |      |      |      |      |      |      |      |      |      |      |      |          |      |      |      |      |      |      |      |      |      |      |      |      |                           |  |  |                        |  |  |                        |  |  |  |  |  |          |          |          |          |          |          |          |          |  |  |  |  |  |      |    |      |    |       |           |      |    |  |  |  |  |  |
|  |  |   | 6337-6MO  | 1090     | 1166      | 1224                   | 1314     | 1437 | 1482                   | 1591 | 1798 | 1899 | 2091 | 2351 | 2680   |      |      |      |      |      |      |      |      |      |      |      |      |          |      |      |      |      |      |      |      |      |      |      |      |      |                           |  |  |                        |  |  |                        |  |  |  |  |  |          |          |          |          |          |          |          |          |  |  |  |  |  |      |    |      |    |       |           |      |    |  |  |  |  |  |
|  |  |   | <b>OVERALL DIMENSIONS</b>   |          |           | <b>SEAT DIMENSIONS</b> |          |      | <b>BACK DIMENSIONS</b> |      |      |      |      |      |        |      |      |      |      |      |      |      |      |      |      |      |      |          |      |      |      |      |      |      |      |      |      |      |      |      |                           |  |  |                        |  |  |                        |  |  |  |  |  |          |          |          |          |          |          |          |          |  |  |  |  |  |      |    |      |    |       |           |      |    |  |  |  |  |  |
| <b>W</b>   | <b>D</b>   | <b>H</b>  | <b>W</b>  | <b>D</b> | <b>H</b>  | <b>W</b>               | <b>H</b> |      |                        |      |      |      |      |      |        |      |      |      |      |      |      |      |      |      |      |      |      |          |      |      |      |      |      |      |      |      |      |      |      |      |                           |  |  |                        |  |  |                        |  |  |  |  |  |          |          |          |          |          |          |          |          |  |  |  |  |  |      |    |      |    |       |           |      |    |  |  |  |  |  |
| 20   | 24   | 48  | 20  | 17.5     | 23.5-33.5 | 18.5                   | 21       |      |                        |      |      |      |      |      |        |      |      |      |      |      |      |      |      |      |      |      |      |          |      |      |      |      |      |      |      |      |      |      |      |      |                           |  |  |                        |  |  |                        |  |  |  |  |  |          |          |          |          |          |          |          |          |  |  |  |  |  |      |    |      |    |       |           |      |    |  |  |  |  |  |
|  |  |   | <p>RTA 2      FedEx      ups</p>  |          |           |                        |          |      |                        |      |      |      |      |      |        |      |      |      |      |      |      |      |      |      |      |      |      |          |      |      |      |      |      |      |      |      |      |      |      |      |                           |  |  |                        |  |  |                        |  |  |  |  |  |          |          |          |          |          |          |          |          |  |  |  |  |  |      |    |      |    |       |           |      |    |  |  |  |  |  |


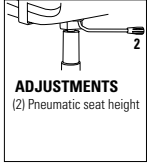

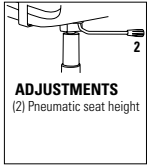
| DESCRIPTION  | FEATURES  | MODEL#          | STANDARD TEXTILE GRADES   |      |      |                        |      |      |      |      |      |      |      |      |
|--|---|-----------------|---|------|------|------------------------|------|------|------|------|------|------|------|------|
|  |   |                 | 1   | 2    | 3    | 4                      | 5    | 6    | 7    | 8    | 9    | 10   | 11   | 12   |
|  <p><b>MB Height Adjustable Stool - Task</b><br/>COM Yardage: 1.25<br/>Freight Class: 150<br/>Product Weight (lbs.): 51<br/>Cubic Feet Per Carton: 10.5</p> |  <p><b>ADJUSTMENTS</b><br/>(2) Pneumatic seat height<br/>(8) Seat depth</p> <p>Upholstered Back</p> <p>Ergonomic Features:<br/>C, E, H, M, N, Q, U</p> |                 |   |      |      |                        |      |      |      |      |      |      |      |      |
|  |   | <b>6338-6</b>   | 1145  | 1196 | 1233 | 1288                   | 1365 | 1394 | 1459 | 1592 | 1654 | 1772 | 1939 | 2140 |
|  |   | <b>6338-6MO</b> | 1214  | 1292 | 1350 | 1438                   | 1561 | 1607 | 1715 | 1922 | 2023 | 2215 | 2477 | 2803 |
| <b>OVERALL DIMENSIONS</b>  |   |                 | <b>SEAT DIMENSIONS</b>  |      |      | <b>BACK DIMENSIONS</b> |      |      |      |      |      |      |      |      |
| <b>W D H</b><br>20 24 48   |   |                 | <b>W D H</b><br>20 17.5 23.5-33.5   |      |      | <b>W H</b><br>18.5 21  |      |      |      |      |      |      |      |      |
|  |   |                 |    |      |      |                        |      |      |      |      |      |      |      |      |

| DESCRIPTION   | FEATURES | MODEL#                    | STANDARD TEXTILE GRADES   |   |                        |                |   |                        |   |   |   |    |    |    |
|---|----------|---------------------------|---|---|------------------------|----------------|---|------------------------|---|---|---|----|----|----|
|   |          |                           | 1   | 2 | 3                      | 4              | 5 | 6                      | 7 | 8 | 9 | 10 | 11 | 12 |
|  <p><b>Lumbar Pad Kit</b><br/>COM Yardage: N/A<br/>Freight Class: 70<br/>Product Weight (lbs.): 1.5<br/>Cubic Feet Per Carton: 0.5</p> |          |                           |   |   |                        |                |   |                        |   |   |   |    |    |    |
|   |          | <b>6339</b>               | 46  | - | -                      | -              | - | -                      | - | - | - | -  | -  | -  |
|   |          | <b>OVERALL DIMENSIONS</b> |   |   | <b>SEAT DIMENSIONS</b> |                |   | <b>BACK DIMENSIONS</b> |   |   |   |    |    |    |
| <b>W D H</b><br>10.25 3.5 5.25  |          |                           | <b>W D H</b><br>  |   |                        | <b>W H</b><br> |   |                        |   |   |   |    |    |    |
|   |          |                           |    |   |                        |                |   |                        |   |   |   |    |    |    |

| DESCRIPTION   | FEATURES   | MODEL#                    | STANDARD TEXTILE GRADES   |   |                        |                       |   |                        |   |   |   |    |    |    |
|---|--|---------------------------|---|---|------------------------|-----------------------|---|------------------------|---|---|---|----|----|----|
|   |  |                           | 1   | 2 | 3                      | 4                     | 5 | 6                      | 7 | 8 | 9 | 10 | 11 | 12 |
|  <p><b>MB Tilter with Pedestal Base</b><br/>COM Yardage: 1<br/>Freight Class: 150<br/>Product Weight (lbs.): 52<br/>Cubic Feet Per Carton: 10.5</p> |  <p><b>ADJUSTMENTS</b><br/>(1) Tilt tension<br/>(2) Pneumatic seat height<br/>(5A) Center-tilt action</p> <p>Mesh Back</p> <p>Ergonomic Features:<br/>A, B, C, E, H, M, N, Q, S, U</p> |                           |   |   |                        |                       |   |                        |   |   |   |    |    |    |
|   |  | <b>6322-4PB</b>           | 1131  |   |                        |                       |   |                        |   |   |   |    |    |    |
|   |  | <b>OVERALL DIMENSIONS</b> |   |   | <b>SEAT DIMENSIONS</b> |                       |   | <b>BACK DIMENSIONS</b> |   |   |   |    |    |    |
| <b>W D H</b><br>25.5 24 37.5  |  |                           | <b>W D H</b><br>20 17.5 16-21   |   |                        | <b>W H</b><br>18.5 21 |   |                        |   |   |   |    |    |    |
|   |  |                           |    |   |                        |                       |   |                        |   |   |   |    |    |    |

| DESCRIPTION  | FEATURES  | MODEL#                    | STANDARD TEXTILE GRADES   |        |                        |                     |        |                        |        |        |        |        |        |        |
|--|---|---------------------------|---|--------|------------------------|---------------------|--------|------------------------|--------|--------|--------|--------|--------|--------|
|  |   |                           | 1   | 2      | 3                      | 4                   | 5      | 6                      | 7      | 8      | 9      | 10     | 11     | 12     |
|  <p><b>Armless Task with Pedestal Base</b><br/>COM Yardage: 1<br/>Freight Class: 150<br/>Product Weight (lbs.): 33<br/>Cubic Feet Per Carton: 15.75</p> |  <p><b>ADJUSTMENTS</b><br/>(2) Pneumatic seat height</p> <p>Ergonomic features: M, N</p> |                           |   |        |                        |                     |        |                        |        |        |        |        |        |        |
|  |   | <b>6364-6PB</b>           | \$1193  | \$1234 | \$1263                 | \$1306              | \$1370 | \$1400                 | \$1455 | \$1545 | \$1613 | \$1690 | \$1849 | \$2016 |
|  |   | <b>OVERALL DIMENSIONS</b> |   |        | <b>SEAT DIMENSIONS</b> |                     |        | <b>BACK DIMENSIONS</b> |        |        |        |        |        |        |
| <b>W D H</b><br>23.5 29 35.5   |   |                           | <b>W D H</b><br>19 18 16-21   |        |                        | <b>W H</b><br>19 17 |        |                        |        |        |        |        |        |        |
|  |   |                           |  |        |                        | 1 per carton        |        |                        |        |        |        |        |        |        |

| DESCRIPTION  | FEATURES  | MODEL#                               | STANDARD TEXTILE GRADES   |      |                        |                     |      |                        |      |      |      |      |      |      |
|--|---|--------------------------------------|---|------|------------------------|---------------------|------|------------------------|------|------|------|------|------|------|
|  |   |                                      | 1   | 2    | 3                      | 4                   | 5    | 6                      | 7    | 8    | 9    | 10   | 11   | 12   |
|  <p><b>Armless Task w/Tablet and Pedestal Base</b><br/>COM Yardage: 1<br/>Freight Class: 150<br/>Product Weight (lbs.): 33<br/>Cubic Feet Per Carton: 17.75</p> |  <p><b>ADJUSTMENTS</b><br/>(2) Pneumatic seat height</p> <p>Ergonomic features: M, N</p> <p><b>Specify (L) left or (R) right tablet.</b><br/><b>(Example: 6364-6L or 6364-6R).</b></p> |                                      |   |      |                        |                     |      |                        |      |      |      |      |      |      |
|  |   | <b>6364-6LPB</b><br><b>6364-6RPB</b> | 1533  | 1573 | 1602                   | 1645                | 1708 | 1739                   | 1793 | 1885 | 1952 | 2030 | 2188 | 2356 |
|  |   | <b>OVERALL DIMENSIONS</b>            |   |      | <b>SEAT DIMENSIONS</b> |                     |      | <b>BACK DIMENSIONS</b> |      |      |      |      |      |      |
| <b>W D H</b><br>23.5 29 35.5   |   |                                      | <b>W D H</b><br>19 18 16-21   |      |                        | <b>W H</b><br>19 17 |      |                        |      |      |      |      |      |      |
|  |   |                                      |  |      |                        | 1 per carton        |      |                        |      |      |      |      |      |      |

| DESCRIPTION   | FEATURES   | MODEL#                    | STANDARD TEXTILE GRADES |          |                        |          |          |                        |          |        |        |        |        |        |  |
|---|--|---------------------------|-------------------------|----------|------------------------|----------|----------|------------------------|----------|--------|--------|--------|--------|--------|--|
|   |  |                           | 1                       | 2        | 3                      | 4        | 5        | 6                      | 7        | 8      | 9      | 10     | 11     | 12     |  |
|  <p>upholstered back</p> <p><b>Armless Task with Pedestal Base</b><br/>                     COM Yardage: 1.25<br/>                     Freight Class: 150<br/>                     Product Weight (lbs.): 33<br/>                     Cubic Feet Per Carton: 15.75</p>         |  <p><b>ADJUSTMENTS</b><br/>(2) Pneumatic seat height</p> <p>Ergonomic features: M, N</p>  | <b>6374-6PB</b>           | \$1193                  | \$1243   | \$1281                 | \$1334   | \$1412   | \$1449                 | \$1519   | \$1631 | \$1717 | \$1813 | \$2011 | \$2221 |  |
|   |  | <b>OVERALL DIMENSIONS</b> |                         |          | <b>SEAT DIMENSIONS</b> |          |          | <b>BACK DIMENSIONS</b> |          |        |        |        |        |        |  |
|   |  | <b>W</b>                  | <b>D</b>                | <b>H</b> | <b>W</b>               | <b>D</b> | <b>H</b> | <b>W</b>               | <b>H</b> |        |        |        |        |        |  |
|   |  | 23.5                      | 29                      | 35.5     | 19                     | 18       | 16-21    | 19                     | 17       |        |        |        |        |        |  |
|   |  |                           | <b>RTA 00</b>           |          | 1 per carton           |          |          |                        |          |        |        |        |        |        |  |
|  <p>upholstered back</p> <p><b>Armless Task w/Tablet and Pedestal Base</b><br/>                     COM Yardage: 1.25<br/>                     Freight Class: 250<br/>                     Product Weight (lbs.): 44<br/>                     Cubic Feet Per Carton: 11.75</p> |  <p><b>ADJUSTMENTS</b><br/>(2) Pneumatic seat height</p> <p>Ergonomic features: M, N</p> <p><b>Specify (L) left or (R) right tablet.</b><br/>                     (Example: 6374-6L or 6374-6R,<br/>                     6374-6MOL or 6374-6MOR).</p> | <b>6374-6LPB</b>          | 1533                    | 1582     | 1618                   | 1673     | 1751     | 1788                   | 1858     | 1970   | 2057   | 2153   | 2351   | 2561   |  |
|   |  | <b>OVERALL DIMENSIONS</b> |                         |          | <b>SEAT DIMENSIONS</b> |          |          | <b>BACK DIMENSIONS</b> |          |        |        |        |        |        |  |
|   |  | <b>W</b>                  | <b>D</b>                | <b>H</b> | <b>W</b>               | <b>D</b> | <b>H</b> | <b>W</b>               | <b>H</b> |        |        |        |        |        |  |
|   |  | 23.5                      | 29                      | 35.5     | 19                     | 18       | 16-21    | 19                     | 17       |        |        |        |        |        |  |
|   |  |                           | <b>RTA 00</b>           |          | 1 per carton           |          |          |                        |          |        |        |        |        |        |  |

**WEEV**



model 2220-3



model 2221-4



Stitch detail on Leather upholstered seat



**Vari-Width (WA)**  
Width Adjustable Arm Extensions is standard when order with adjustable height arms.


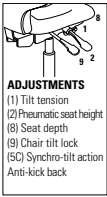




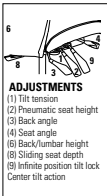




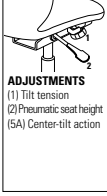



**STANDARD FEATURES**


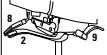









- A beautiful, breathable mesh, functional task seating series, at affordable pricing.
- Weev series includes six mechanisms, a Synchro-Tilter with Back Angle, Weight Sensing Synchro-Tilter, Multi-Tilter, Tilter, and Task.
- The Black mesh for the back of the chair is woven to breathe and give as the user leans into it removing pressure points along the spine.
- The lumbar support built into the design of the back is flexible and reshapes itself to match and support the user's body profile.
- Side activated sliding seat depth adjustment is standard on Multi-Tilters and Synchro-Tilters providing 2" of seat depth adjustment.
- Height and width (**WA**) adjustable GL arms. Armcaps are soft to the touch Self-Skinned Urethane. Armcaps are depth adjustable (slide forward and backward) to suit user preference.
- Vari-Width (**WA**) Width Adjustable Arm Extensions are standard, allowing the arms to move away from the seat by 2" on each side to allow space for broader hip widths. Five legged, injection molded, fiberglass reinforced, nylon base **B7B** is standard.
- **C1** dual wheel carpet casters are standard.


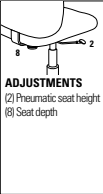



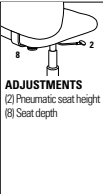



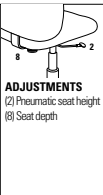



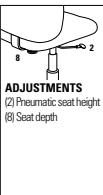
- Models upholstered in leather have a straight seam across the seat.
- Check textile availability prior to specifying upholstery material.

**OPTIONAL FEATURES**

- Please refer to the "Arm Selection" section of the price book for arm options.
- Please refer to "Cylinder Selection" section of the price book for additional cylinder options.
- For optional polished Aluminum base (**B7A**) Please specify **ALU** base. Add \$177.
- For hard surface flooring casters, specify **C9R**. Add \$78.
- Please refer to the "Casters Selection" section of the price book for caster options. Optional casters may be priced higher than the standard casters for your chair and the difference will be charged. Lower priced optional casters will not be credited.
- For fully assembled in box, specify **SU**. Add \$81.

| DESCRIPTION  | FEATURES  | MODEL#                    | STANDARD TEXTILE GRADES   |   |   |          |          |                        |          |      |      |      |      |      |  |
|--|---|---------------------------|---|---|---|----------|----------|------------------------|----------|------|------|------|------|------|--|
|  |   |                           | 1   | 2   | 3   | 4        | 5        | 6                      | 7        | 8    | 9    | 10   | 11   | 12   |  |
|  <p><b>HB Synchro - Tilter w/Back Angle Adjustment</b><br/>COM Yardage: 1<br/>Freight Class: 125<br/>Product Weight (lbs.): 68<br/>Cubic Feet Per Carton: 10.5</p> <p>Ergonomic Features:<br/>A, B, C, E, H, L, M, N, Q</p> |  <p><b>ADJUSTMENTS</b><br/>(1) Tilt tension<br/>(2) Pneumatic seat height<br/>(8) Seat depth<br/>(9) Chair tilt lock<br/>(5C) Synchro-tilt action<br/>Anti-lock back</p>  | <b>2220-0</b>             | 976   | 1017  | 1047  | 1090     | 1155     | 1174                   | 1229     | 1332 | 1385 | 1480 | 1613 | 1773 |  |
|  |   | <b>OVERALL DIMENSIONS</b> |   |   | <b>SEAT DIMENSIONS</b>  |          |          | <b>BACK DIMENSIONS</b> |          |      |      |      |      |      |  |
|  |   | <b>W</b>                  | <b>D</b>  | <b>H</b>  | <b>W</b>  | <b>D</b> | <b>H</b> | <b>W</b>               | <b>H</b> |      |      |      |      |      |  |
|  |   | 25                        | 24  | 42  | 19  | 18-20.5  | 16-20    | 19                     | 27       |      |      |      |      |      |  |
|  |   |                           |  |  |  |          |          |                        |          |      |      |      |      |      |  |
|  <p><b>HB Multi - Tilter</b><br/>COM Yardage: 1<br/>Freight Class: 125<br/>Product Weight (lbs.): 70<br/>Cubic Feet Per Carton: 10.5</p> <p>Ergonomic Features:<br/>A, B, C, E, F, G, H, M, N, Q, S</p>                    |  <p><b>ADJUSTMENTS</b><br/>(1) Tilt tension<br/>(2) Pneumatic seat height<br/>(3) Back angle<br/>(4) Seat angle<br/>(6) Back/lumbar height<br/>(8) Sliding seat depth<br/>(9) Infinite position tilt lock<br/>Center tilt action</p> | <b>2220-3</b>             | 976   | 1017  | 1047  | 1090     | 1155     | 1174                   | 1229     | 1332 | 1385 | 1480 | 1613 | 1773 |  |
|  |   | <b>OVERALL DIMENSIONS</b> |   |   | <b>SEAT DIMENSIONS</b>  |          |          | <b>BACK DIMENSIONS</b> |          |      |      |      |      |      |  |
|  |   | <b>W</b>                  | <b>D</b>  | <b>H</b>  | <b>W</b>  | <b>D</b> | <b>H</b> | <b>W</b>               | <b>H</b> |      |      |      |      |      |  |
|  |   | 25                        | 24  | 42  | 19  | 18-20.5  | 16-20    | 19                     | 27       |      |      |      |      |      |  |
|  |   |                           |  |  |  |          |          |                        |          |      |      |      |      |      |  |
|  <p><b>HB Tilter</b><br/>COM Yardage: 1<br/>Freight Class: 150<br/>Product Weight (lbs.): 59<br/>Cubic Feet Per Carton: 10.5</p> <p>Ergonomic Features:<br/>A, B, C, E, H, M, N, Q, S</p>                                  |  <p><b>ADJUSTMENTS</b><br/>(1) Tilt tension<br/>(2) Pneumatic seat height<br/>(5A) Center-tilt action</p>  | <b>2220-4</b>             | 837   | 878   | 908   | 954      | 1015     | 1035                   | 1092     | 1195 | 1247 | 1343 | 1474 | 1635 |  |
|  |   | <b>OVERALL DIMENSIONS</b> |   |   | <b>SEAT DIMENSIONS</b>  |          |          | <b>BACK DIMENSIONS</b> |          |      |      |      |      |      |  |
|  |   | <b>W</b>                  | <b>D</b>  | <b>H</b>  | <b>W</b>  | <b>D</b> | <b>H</b> | <b>W</b>               | <b>H</b> |      |      |      |      |      |  |
|  |   | 25                        | 24  | 42.5  | 19  | 18-20.5  | 16-20    | 19                     | 27       |      |      |      |      |      |  |
|  |   |                           |  |  |  |          |          |                        |          |      |      |      |      |      |  |

| DESCRIPTION   | FEATURES  | MODEL#   | STANDARD TEXTILE GRADES  |         |       |                    |      |      |                 |      |      |                 |      |      |               |     |      |      |      |      |      |      |      |      |      |      |         |       |    |    |  |  |  |
|---|---|--|--|---------|-------|--------------------|------|------|-----------------|------|------|-----------------|------|------|---------------|-----|------|------|------|------|------|------|------|------|------|------|---------|-------|----|----|--|--|--|
|   |   |  | 1  | 2       | 3     | 4                  | 5    | 6    | 7               | 8    | 9    | 10              | 11   | 12   |               |     |      |      |      |      |      |      |      |      |      |      |         |       |    |    |  |  |  |
|  <p><b>HB Weight Sensing Synchro - Tilter</b><br/>COM Yardage: 1<br/>Freight Class: 125<br/>Product Weight (lbs.): 70<br/>Cubic Feet Per Carton: 10.5</p>          |  <p><b>ADJUSTMENTS</b><br/>Weight sensing auto tension adjustment<br/>(2) Pneumatic seat height<br/>(8) Sliding seat depth<br/>(9) Multi position tilt lock</p>  | <p>Ergonomic Features:<br/>A, B, C, E, H, J, M, N, Q</p>       | <table border="1"> <tr> <td><b>2220-8</b></td> <td>976</td> <td>1017</td> <td>1047</td> <td>1090</td> <td>1155</td> <td>1174</td> <td>1229</td> <td>1332</td> <td>1385</td> <td>1480</td> <td>1613</td> <td>1773</td> </tr> </table>   |         |       |                    |      |      |                 |      |      |                 |      |      | <b>2220-8</b> | 976 | 1017 | 1047 | 1090 | 1155 | 1174 | 1229 | 1332 | 1385 | 1480 | 1613 | 1773    |       |    |    |  |  |  |
|   |   |  | <b>2220-8</b>  | 976     | 1017  | 1047               | 1090 | 1155 | 1174            | 1229 | 1332 | 1385            | 1480 | 1613 | 1773          |     |      |      |      |      |      |      |      |      |      |      |         |       |    |    |  |  |  |
|   |   |  | <table border="1"> <thead> <tr> <th colspan="3">OVERALL DIMENSIONS</th> <th colspan="3">SEAT DIMENSIONS</th> <th colspan="3">BACK DIMENSIONS</th> </tr> <tr> <th>W</th> <th>D</th> <th>H</th> <th>W</th> <th>D</th> <th>H</th> <th>W</th> <th>H</th> </tr> </thead> <tbody> <tr> <td>25</td> <td>24</td> <td>42</td> <td>19</td> <td>18-20.5</td> <td>16-20</td> <td>19</td> <td>27</td> </tr> </tbody> </table>   |         |       | OVERALL DIMENSIONS |      |      | SEAT DIMENSIONS |      |      | BACK DIMENSIONS |      |      | W             | D   | H    | W    | D    | H    | W    | H    | 25   | 24   | 42   | 19   | 18-20.5 | 16-20 | 19 | 27 | <p>RTA 2</p>       |  |  |
|   |   |  | OVERALL DIMENSIONS   |         |       | SEAT DIMENSIONS    |      |      | BACK DIMENSIONS |      |      |                 |      |      |               |     |      |      |      |      |      |      |      |      |      |      |         |       |    |    |  |  |  |
| W   | D   | H  | W  | D       | H     | W                  | H    |      |                 |      |      |                 |      |      |               |     |      |      |      |      |      |      |      |      |      |      |         |       |    |    |  |  |  |
| 25  | 24  | 42   | 19   | 18-20.5 | 16-20 | 19                 | 27   |      |                 |      |      |                 |      |      |               |     |      |      |      |      |      |      |      |      |      |      |         |       |    |    |  |  |  |
|  <p><b>MB Synchro - Tilter w/Back Angle Adjustment</b><br/>COM Yardage: 1<br/>Freight Class: 125<br/>Product Weight (lbs.): 66<br/>Cubic Feet Per Carton: 10.5</p> |  <p><b>ADJUSTMENTS</b><br/>(1) Tilt tension<br/>(2) Pneumatic seat height<br/>(8) Seat depth<br/>(9) Chair tilt lock<br/>(5C) Synchro-tilt action<br/>Anti-kick back</p>   | <p>Ergonomic Features:<br/>A, B, C, E, H, L, M, N, Q</p>       | <table border="1"> <tr> <td><b>2221-0</b></td> <td>945</td> <td>983</td> <td>1014</td> <td>1057</td> <td>1120</td> <td>1142</td> <td>1197</td> <td>1300</td> <td>1352</td> <td>1448</td> <td>1578</td> <td>1741</td> </tr> </table>  |         |       |                    |      |      |                 |      |      |                 |      |      | <b>2221-0</b> | 945 | 983  | 1014 | 1057 | 1120 | 1142 | 1197 | 1300 | 1352 | 1448 | 1578 | 1741    |       |    |    |  |  |  |
|   |   |  | <b>2221-0</b>  | 945     | 983   | 1014               | 1057 | 1120 | 1142            | 1197 | 1300 | 1352            | 1448 | 1578 | 1741          |     |      |      |      |      |      |      |      |      |      |      |         |       |    |    |  |  |  |
|   |   |  | <table border="1"> <thead> <tr> <th colspan="3">OVERALL DIMENSIONS</th> <th colspan="3">SEAT DIMENSIONS</th> <th colspan="3">BACK DIMENSIONS</th> </tr> <tr> <th>W</th> <th>D</th> <th>H</th> <th>W</th> <th>D</th> <th>H</th> <th>W</th> <th>H</th> </tr> </thead> <tbody> <tr> <td>25</td> <td>24</td> <td>39</td> <td>19</td> <td>18-20.5</td> <td>16-20</td> <td>19</td> <td>24</td> </tr> </tbody> </table>   |         |       | OVERALL DIMENSIONS |      |      | SEAT DIMENSIONS |      |      | BACK DIMENSIONS |      |      | W             | D   | H    | W    | D    | H    | W    | H    | 25   | 24   | 39   | 19   | 18-20.5 | 16-20 | 19 | 24 | <p>RTA 2</p>       |  |  |
|   |   |  | OVERALL DIMENSIONS   |         |       | SEAT DIMENSIONS    |      |      | BACK DIMENSIONS |      |      |                 |      |      |               |     |      |      |      |      |      |      |      |      |      |      |         |       |    |    |  |  |  |
| W   | D   | H  | W  | D       | H     | W                  | H    |      |                 |      |      |                 |      |      |               |     |      |      |      |      |      |      |      |      |      |      |         |       |    |    |  |  |  |
| 25  | 24  | 39   | 19   | 18-20.5 | 16-20 | 19                 | 24   |      |                 |      |      |                 |      |      |               |     |      |      |      |      |      |      |      |      |      |      |         |       |    |    |  |  |  |
|  <p><b>MB Multi - Tilter</b><br/>COM Yardage: 1<br/>Freight Class: 125<br/>Product Weight (lbs.): 68<br/>Cubic Feet Per Carton: 10.5</p>                          |  <p><b>ADJUSTMENTS</b><br/>(1) Tilt tension<br/>(2) Pneumatic seat height<br/>(3) Back angle<br/>(4) Seat angle<br/>(8) Back/lumbar height<br/>(9) Sliding seat depth<br/>(9) Infinite position tilt lock<br/>Center tilt action</p> | <p>Ergonomic Features:<br/>A, B, C, E, F, G, H, M, N, Q, S</p> | <table border="1"> <tr> <td><b>2221-3</b></td> <td>945</td> <td>983</td> <td>1014</td> <td>1057</td> <td>1120</td> <td>1142</td> <td>1197</td> <td>1300</td> <td>1352</td> <td>1448</td> <td>1578</td> <td>1741</td> </tr> </table>  |         |       |                    |      |      |                 |      |      |                 |      |      | <b>2221-3</b> | 945 | 983  | 1014 | 1057 | 1120 | 1142 | 1197 | 1300 | 1352 | 1448 | 1578 | 1741    |       |    |    |  |  |  |
|   |   |  | <b>2221-3</b>  | 945     | 983   | 1014               | 1057 | 1120 | 1142            | 1197 | 1300 | 1352            | 1448 | 1578 | 1741          |     |      |      |      |      |      |      |      |      |      |      |         |       |    |    |  |  |  |
|   |   |  | <table border="1"> <thead> <tr> <th colspan="3">OVERALL DIMENSIONS</th> <th colspan="3">SEAT DIMENSIONS</th> <th colspan="3">BACK DIMENSIONS</th> </tr> <tr> <th>W</th> <th>D</th> <th>H</th> <th>W</th> <th>D</th> <th>H</th> <th>W</th> <th>H</th> </tr> </thead> <tbody> <tr> <td>25</td> <td>24</td> <td>39</td> <td>19</td> <td>18-20.5</td> <td>16-20</td> <td>19</td> <td>24</td> </tr> </tbody> </table>   |         |       | OVERALL DIMENSIONS |      |      | SEAT DIMENSIONS |      |      | BACK DIMENSIONS |      |      | W             | D   | H    | W    | D    | H    | W    | H    | 25   | 24   | 39   | 19   | 18-20.5 | 16-20 | 19 | 24 | <p>RTA 2</p>   |  |  |
|   |   |  | OVERALL DIMENSIONS   |         |       | SEAT DIMENSIONS    |      |      | BACK DIMENSIONS |      |      |                 |      |      |               |     |      |      |      |      |      |      |      |      |      |      |         |       |    |    |  |  |  |
| W   | D   | H  | W  | D       | H     | W                  | H    |      |                 |      |      |                 |      |      |               |     |      |      |      |      |      |      |      |      |      |      |         |       |    |    |  |  |  |
| 25  | 24  | 39   | 19   | 18-20.5 | 16-20 | 19                 | 24   |      |                 |      |      |                 |      |      |               |     |      |      |      |      |      |      |      |      |      |      |         |       |    |    |  |  |  |
|  <p><b>MB Tilter</b><br/>COM Yardage: 1<br/>Freight Class: 150<br/>Product Weight (lbs.): 57<br/>Cubic Feet Per Carton: 10.5</p>                                 |  <p><b>ADJUSTMENTS</b><br/>(1) Tilt tension<br/>(2) Pneumatic seat height<br/>(5A) Center-tilt action</p>  | <p>Ergonomic Features:<br/>A, B, C, E, H, M, N, Q, S</p>       | <table border="1"> <tr> <td><b>2221-4</b></td> <td>808</td> <td>849</td> <td>877</td> <td>921</td> <td>983</td> <td>1005</td> <td>1060</td> <td>1163</td> <td>1216</td> <td>1310</td> <td>1441</td> <td>1604</td> </tr> </table>   |         |       |                    |      |      |                 |      |      |                 |      |      | <b>2221-4</b> | 808 | 849  | 877  | 921  | 983  | 1005 | 1060 | 1163 | 1216 | 1310 | 1441 | 1604    |       |    |    |  |  |  |
|   |   |  | <b>2221-4</b>  | 808     | 849   | 877                | 921  | 983  | 1005            | 1060 | 1163 | 1216            | 1310 | 1441 | 1604          |     |      |      |      |      |      |      |      |      |      |      |         |       |    |    |  |  |  |
|   |   |  | <table border="1"> <thead> <tr> <th colspan="3">OVERALL DIMENSIONS</th> <th colspan="3">SEAT DIMENSIONS</th> <th colspan="3">BACK DIMENSIONS</th> </tr> <tr> <th>W</th> <th>D</th> <th>H</th> <th>W</th> <th>D</th> <th>H</th> <th>W</th> <th>H</th> </tr> </thead> <tbody> <tr> <td>25</td> <td>24</td> <td>39.5</td> <td>19</td> <td>18-20.5</td> <td>16-20</td> <td>19</td> <td>24</td> </tr> </tbody> </table> |         |       | OVERALL DIMENSIONS |      |      | SEAT DIMENSIONS |      |      | BACK DIMENSIONS |      |      | W             | D   | H    | W    | D    | H    | W    | H    | 25   | 24   | 39.5 | 19   | 18-20.5 | 16-20 | 19 | 24 | <p>RTA 2</p>   |  |  |
|   |   |  | OVERALL DIMENSIONS   |         |       | SEAT DIMENSIONS    |      |      | BACK DIMENSIONS |      |      |                 |      |      |               |     |      |      |      |      |      |      |      |      |      |      |         |       |    |    |  |  |  |
| W   | D   | H  | W  | D       | H     | W                  | H    |      |                 |      |      |                 |      |      |               |     |      |      |      |      |      |      |      |      |      |      |         |       |    |    |  |  |  |
| 25  | 24  | 39.5   | 19   | 18-20.5 | 16-20 | 19                 | 24   |      |                 |      |      |                 |      |      |               |     |      |      |      |      |      |      |      |      |      |      |         |       |    |    |  |  |  |
|  <p><b>MB Weight Sensing Synchro - Tilter</b><br/>COM Yardage: 1<br/>Freight Class: 125<br/>Product Weight (lbs.): 68<br/>Cubic Feet Per Carton: 10.5</p>        |  <p><b>ADJUSTMENTS</b><br/>Weight sensing auto tension adjustment<br/>(2) Pneumatic seat height<br/>(8) Sliding seat depth<br/>(9) Multi position tilt lock</p>  | <p>Ergonomic Features:<br/>A, B, C, E, H, J, M, N, Q</p>       | <table border="1"> <tr> <td><b>2221-8</b></td> <td>945</td> <td>983</td> <td>1014</td> <td>1057</td> <td>1120</td> <td>1142</td> <td>1197</td> <td>1300</td> <td>1352</td> <td>1448</td> <td>1578</td> <td>1741</td> </tr> </table>  |         |       |                    |      |      |                 |      |      |                 |      |      | <b>2221-8</b> | 945 | 983  | 1014 | 1057 | 1120 | 1142 | 1197 | 1300 | 1352 | 1448 | 1578 | 1741    |       |    |    |  |  |  |
|   |   |  | <b>2221-8</b>  | 945     | 983   | 1014               | 1057 | 1120 | 1142            | 1197 | 1300 | 1352            | 1448 | 1578 | 1741          |     |      |      |      |      |      |      |      |      |      |      |         |       |    |    |  |  |  |
|   |   |  | <table border="1"> <thead> <tr> <th colspan="3">OVERALL DIMENSIONS</th> <th colspan="3">SEAT DIMENSIONS</th> <th colspan="3">BACK DIMENSIONS</th> </tr> <tr> <th>W</th> <th>D</th> <th>H</th> <th>W</th> <th>D</th> <th>H</th> <th>W</th> <th>H</th> </tr> </thead> <tbody> <tr> <td>25</td> <td>24</td> <td>39</td> <td>19</td> <td>18-20.5</td> <td>16-20</td> <td>19</td> <td>24</td> </tr> </tbody> </table>   |         |       | OVERALL DIMENSIONS |      |      | SEAT DIMENSIONS |      |      | BACK DIMENSIONS |      |      | W             | D   | H    | W    | D    | H    | W    | H    | 25   | 24   | 39   | 19   | 18-20.5 | 16-20 | 19 | 24 | <p>RTA 2</p>   |  |  |
|   |   |  | OVERALL DIMENSIONS   |         |       | SEAT DIMENSIONS    |      |      | BACK DIMENSIONS |      |      |                 |      |      |               |     |      |      |      |      |      |      |      |      |      |      |         |       |    |    |  |  |  |
| W   | D   | H  | W  | D       | H     | W                  | H    |      |                 |      |      |                 |      |      |               |     |      |      |      |      |      |      |      |      |      |      |         |       |    |    |  |  |  |
| 25  | 24  | 39   | 19   | 18-20.5 | 16-20 | 19                 | 24   |      |                 |      |      |                 |      |      |               |     |      |      |      |      |      |      |      |      |      |      |         |       |    |    |  |  |  |

| DESCRIPTION  | FEATURES   | MODEL#  | STANDARD TEXTILE GRADES  |           |           |                 |      |      |                 |      |      |      |    |    |                         |   |   |   |      |      |      |    |           |           |    |    |   |   |   |   |   |   |   |   |   |    |    |    |        |      |      |      |      |      |      |      |      |      |      |      |      |
|--|--|---|--|-----------|-----------|-----------------|------|------|-----------------|------|------|------|----|----|-------------------------|---|---|---|------|------|------|----|-----------|-----------|----|----|---|---|---|---|---|---|---|---|---|----|----|----|--------|------|------|------|------|------|------|------|------|------|------|------|------|
|  |  |   | 1  | 2         | 3         | 4               | 5    | 6    | 7               | 8    | 9    | 10   | 11 | 12 |                         |   |   |   |      |      |      |    |           |           |    |    |   |   |   |   |   |   |   |   |   |    |    |    |        |      |      |      |      |      |      |      |      |      |      |      |      |
|  <p><b>MB Task</b><br/>COM Yardage: 1<br/>Freight Class: 150<br/>Product Weight (lbs.): 48<br/>Cubic Feet Per Carton: 10.5</p>  |  <p><b>ADJUSTMENTS</b><br/>(2) Pneumatic seat height<br/>(8) Seat depth</p>   | <p>Ergonomic Features:<br/>C, E, H, M, N, Q</p> | <table border="1"> <thead> <tr> <th colspan="12">STANDARD TEXTILE GRADES</th> </tr> <tr> <th>1</th><th>2</th><th>3</th><th>4</th><th>5</th><th>6</th><th>7</th><th>8</th><th>9</th><th>10</th><th>11</th><th>12</th> </tr> </thead> <tbody> <tr> <td>2221-6</td><td>808</td><td>849</td><td>877</td><td>921</td><td>983</td><td>1005</td><td>1060</td><td>1163</td><td>1216</td><td>1310</td><td>1441</td><td>1604</td> </tr> </tbody> </table>      |           |           |                 |      |      |                 |      |      |      |    |    | STANDARD TEXTILE GRADES |   |   |   |      |      |      |    |           |           |    |    | 1 | 2 | 3 | 4 | 5 | 6 | 7 | 8 | 9 | 10 | 11 | 12 | 2221-6 | 808  | 849  | 877  | 921  | 983  | 1005 | 1060 | 1163 | 1216 | 1310 | 1441 | 1604 |
|  |  |   | STANDARD TEXTILE GRADES  |           |           |                 |      |      |                 |      |      |      |    |    |                         |   |   |   |      |      |      |    |           |           |    |    |   |   |   |   |   |   |   |   |   |    |    |    |        |      |      |      |      |      |      |      |      |      |      |      |      |
|  |  |   | 1  | 2         | 3         | 4               | 5    | 6    | 7               | 8    | 9    | 10   | 11 | 12 |                         |   |   |   |      |      |      |    |           |           |    |    |   |   |   |   |   |   |   |   |   |    |    |    |        |      |      |      |      |      |      |      |      |      |      |      |      |
| 2221-6   | 808  | 849   | 877  | 921       | 983       | 1005            | 1060 | 1163 | 1216            | 1310 | 1441 | 1604 |    |    |                         |   |   |   |      |      |      |    |           |           |    |    |   |   |   |   |   |   |   |   |   |    |    |    |        |      |      |      |      |      |      |      |      |      |      |      |      |
| <table border="1"> <thead> <tr> <th colspan="3">OVERALL DIMENSIONS</th> <th colspan="3">SEAT DIMENSIONS</th> <th colspan="2">BACK DIMENSIONS</th> </tr> <tr> <th>W</th><th>D</th><th>H</th> <th>W</th><th>D</th><th>H</th> <th>W</th><th>H</th> </tr> </thead> <tbody> <tr> <td>25</td><td>24</td><td>41</td> <td>19</td><td>17.5-18.5</td><td>16.5-20.5</td> <td>19</td><td>24</td> </tr> </tbody> </table> |  |   | OVERALL DIMENSIONS   |           |           | SEAT DIMENSIONS |      |      | BACK DIMENSIONS |      | W    | D    | H  | W  | D                       | H | W | H | 25   | 24   | 41   | 19 | 17.5-18.5 | 16.5-20.5 | 19 | 24 |   |   |   |   |   |   |   |   |   |    |    |    |        |      |      |      |      |      |      |      |      |      |      |      |      |
| OVERALL DIMENSIONS   |  |   | SEAT DIMENSIONS  |           |           | BACK DIMENSIONS |      |      |                 |      |      |      |    |    |                         |   |   |   |      |      |      |    |           |           |    |    |   |   |   |   |   |   |   |   |   |    |    |    |        |      |      |      |      |      |      |      |      |      |      |      |      |
| W  | D  | H   | W  | D         | H         | W               | H    |      |                 |      |      |      |    |    |                         |   |   |   |      |      |      |    |           |           |    |    |   |   |   |   |   |   |   |   |   |    |    |    |        |      |      |      |      |      |      |      |      |      |      |      |      |
| 25   | 24   | 41  | 19   | 17.5-18.5 | 16.5-20.5 | 19              | 24   |      |                 |      |      |      |    |    |                         |   |   |   |      |      |      |    |           |           |    |    |   |   |   |   |   |   |   |   |   |    |    |    |        |      |      |      |      |      |      |      |      |      |      |      |      |
| <p>RTA 2  </p>   |  |   |  |           |           |                 |      |      |                 |      |      |      |    |    |                         |   |   |   |      |      |      |    |           |           |    |    |   |   |   |   |   |   |   |   |   |    |    |    |        |      |      |      |      |      |      |      |      |      |      |      |      |
|  <p><b>MB Task Armless</b><br/>COM Yardage: 1<br/>Freight Class: 150<br/>Product Weight (lbs.): 42<br/>Cubic Feet Per Carton: 10.5</p>  |  <p><b>ADJUSTMENTS</b><br/>(2) Pneumatic seat height<br/>(8) Seat depth</p>   | <p>Ergonomic Features:<br/>C, E, M, N</p>       | <table border="1"> <thead> <tr> <th colspan="12">STANDARD TEXTILE GRADES</th> </tr> <tr> <th>1</th><th>2</th><th>3</th><th>4</th><th>5</th><th>6</th><th>7</th><th>8</th><th>9</th><th>10</th><th>11</th><th>12</th> </tr> </thead> <tbody> <tr> <td>2222-6</td><td>676</td><td>719</td><td>749</td><td>790</td><td>855</td><td>874</td><td>931</td><td>1034</td><td>1085</td><td>1180</td><td>1312</td><td>1474</td> </tr> </tbody> </table>        |           |           |                 |      |      |                 |      |      |      |    |    | STANDARD TEXTILE GRADES |   |   |   |      |      |      |    |           |           |    |    | 1 | 2 | 3 | 4 | 5 | 6 | 7 | 8 | 9 | 10 | 11 | 12 | 2222-6 | 676  | 719  | 749  | 790  | 855  | 874  | 931  | 1034 | 1085 | 1180 | 1312 | 1474 |
|  |  |   | STANDARD TEXTILE GRADES  |           |           |                 |      |      |                 |      |      |      |    |    |                         |   |   |   |      |      |      |    |           |           |    |    |   |   |   |   |   |   |   |   |   |    |    |    |        |      |      |      |      |      |      |      |      |      |      |      |      |
|  |  |   | 1  | 2         | 3         | 4               | 5    | 6    | 7               | 8    | 9    | 10   | 11 | 12 |                         |   |   |   |      |      |      |    |           |           |    |    |   |   |   |   |   |   |   |   |   |    |    |    |        |      |      |      |      |      |      |      |      |      |      |      |      |
| 2222-6   | 676  | 719   | 749  | 790       | 855       | 874             | 931  | 1034 | 1085            | 1180 | 1312 | 1474 |    |    |                         |   |   |   |      |      |      |    |           |           |    |    |   |   |   |   |   |   |   |   |   |    |    |    |        |      |      |      |      |      |      |      |      |      |      |      |      |
| <table border="1"> <thead> <tr> <th colspan="3">OVERALL DIMENSIONS</th> <th colspan="3">SEAT DIMENSIONS</th> <th colspan="2">BACK DIMENSIONS</th> </tr> <tr> <th>W</th><th>D</th><th>H</th> <th>W</th><th>D</th><th>H</th> <th>W</th><th>H</th> </tr> </thead> <tbody> <tr> <td>25</td><td>24</td><td>41</td> <td>19</td><td>17.5-18.5</td><td>16.5-20.5</td> <td>19</td><td>24</td> </tr> </tbody> </table> |  |   | OVERALL DIMENSIONS   |           |           | SEAT DIMENSIONS |      |      | BACK DIMENSIONS |      | W    | D    | H  | W  | D                       | H | W | H | 25   | 24   | 41   | 19 | 17.5-18.5 | 16.5-20.5 | 19 | 24 |   |   |   |   |   |   |   |   |   |    |    |    |        |      |      |      |      |      |      |      |      |      |      |      |      |
| OVERALL DIMENSIONS   |  |   | SEAT DIMENSIONS  |           |           | BACK DIMENSIONS |      |      |                 |      |      |      |    |    |                         |   |   |   |      |      |      |    |           |           |    |    |   |   |   |   |   |   |   |   |   |    |    |    |        |      |      |      |      |      |      |      |      |      |      |      |      |
| W  | D  | H   | W  | D         | H         | W               | H    |      |                 |      |      |      |    |    |                         |   |   |   |      |      |      |    |           |           |    |    |   |   |   |   |   |   |   |   |   |    |    |    |        |      |      |      |      |      |      |      |      |      |      |      |      |
| 25   | 24   | 41  | 19   | 17.5-18.5 | 16.5-20.5 | 19              | 24   |      |                 |      |      |      |    |    |                         |   |   |   |      |      |      |    |           |           |    |    |   |   |   |   |   |   |   |   |   |    |    |    |        |      |      |      |      |      |      |      |      |      |      |      |      |
| <p>RTA 2  </p>   |  |   |  |           |           |                 |      |      |                 |      |      |      |    |    |                         |   |   |   |      |      |      |    |           |           |    |    |   |   |   |   |   |   |   |   |   |    |    |    |        |      |      |      |      |      |      |      |      |      |      |      |      |
|  <p><b>MB Height Adjustable Stool Task</b><br/>COM Yardage: 1<br/>Freight Class: 150<br/>Product Weight (lbs.): 51<br/>Cubic Feet Per Carton: 10.5</p>   |  <p><b>ADJUSTMENTS</b><br/>(2) Pneumatic seat height<br/>(8) Seat depth</p>  | <p>Ergonomic Features:<br/>C, E, H, M, N, Q</p> | <table border="1"> <thead> <tr> <th colspan="12">STANDARD TEXTILE GRADES</th> </tr> <tr> <th>1</th><th>2</th><th>3</th><th>4</th><th>5</th><th>6</th><th>7</th><th>8</th><th>9</th><th>10</th><th>11</th><th>12</th> </tr> </thead> <tbody> <tr> <td>2223-6</td><td>1259</td><td>1299</td><td>1328</td><td>1371</td><td>1436</td><td>1455</td><td>1511</td><td>1614</td><td>1666</td><td>1762</td><td>1892</td><td>2055</td> </tr> </tbody> </table> |           |           |                 |      |      |                 |      |      |      |    |    | STANDARD TEXTILE GRADES |   |   |   |      |      |      |    |           |           |    |    | 1 | 2 | 3 | 4 | 5 | 6 | 7 | 8 | 9 | 10 | 11 | 12 | 2223-6 | 1259 | 1299 | 1328 | 1371 | 1436 | 1455 | 1511 | 1614 | 1666 | 1762 | 1892 | 2055 |
|  |  |   | STANDARD TEXTILE GRADES  |           |           |                 |      |      |                 |      |      |      |    |    |                         |   |   |   |      |      |      |    |           |           |    |    |   |   |   |   |   |   |   |   |   |    |    |    |        |      |      |      |      |      |      |      |      |      |      |      |      |
|  |  |   | 1  | 2         | 3         | 4               | 5    | 6    | 7               | 8    | 9    | 10   | 11 | 12 |                         |   |   |   |      |      |      |    |           |           |    |    |   |   |   |   |   |   |   |   |   |    |    |    |        |      |      |      |      |      |      |      |      |      |      |      |      |
| 2223-6   | 1259   | 1299  | 1328   | 1371      | 1436      | 1455            | 1511 | 1614 | 1666            | 1762 | 1892 | 2055 |    |    |                         |   |   |   |      |      |      |    |           |           |    |    |   |   |   |   |   |   |   |   |   |    |    |    |        |      |      |      |      |      |      |      |      |      |      |      |      |
| <table border="1"> <thead> <tr> <th colspan="3">OVERALL DIMENSIONS</th> <th colspan="3">SEAT DIMENSIONS</th> <th colspan="2">BACK DIMENSIONS</th> </tr> <tr> <th>W</th><th>D</th><th>H</th> <th>W</th><th>D</th><th>H</th> <th>W</th><th>H</th> </tr> </thead> <tbody> <tr> <td>20.5</td><td>24.5</td><td>48</td> <td>19</td><td>17.5-18.5</td><td>24-34</td> <td>19</td><td>24</td> </tr> </tbody> </table> |  |   | OVERALL DIMENSIONS   |           |           | SEAT DIMENSIONS |      |      | BACK DIMENSIONS |      | W    | D    | H  | W  | D                       | H | W | H | 20.5 | 24.5 | 48   | 19 | 17.5-18.5 | 24-34     | 19 | 24 |   |   |   |   |   |   |   |   |   |    |    |    |        |      |      |      |      |      |      |      |      |      |      |      |      |
| OVERALL DIMENSIONS   |  |   | SEAT DIMENSIONS  |           |           | BACK DIMENSIONS |      |      |                 |      |      |      |    |    |                         |   |   |   |      |      |      |    |           |           |    |    |   |   |   |   |   |   |   |   |   |    |    |    |        |      |      |      |      |      |      |      |      |      |      |      |      |
| W  | D  | H   | W  | D         | H         | W               | H    |      |                 |      |      |      |    |    |                         |   |   |   |      |      |      |    |           |           |    |    |   |   |   |   |   |   |   |   |   |    |    |    |        |      |      |      |      |      |      |      |      |      |      |      |      |
| 20.5   | 24.5   | 48  | 19   | 17.5-18.5 | 24-34     | 19              | 24   |      |                 |      |      |      |    |    |                         |   |   |   |      |      |      |    |           |           |    |    |   |   |   |   |   |   |   |   |   |    |    |    |        |      |      |      |      |      |      |      |      |      |      |      |      |
| <p>RTA 2  </p>   |  |   |  |           |           |                 |      |      |                 |      |      |      |    |    |                         |   |   |   |      |      |      |    |           |           |    |    |   |   |   |   |   |   |   |   |   |    |    |    |        |      |      |      |      |      |      |      |      |      |      |      |      |
|  <p><b>MB Height Adjustable Stool Task Armless</b><br/>COM Yardage: 1<br/>Freight Class: 150<br/>Product Weight (lbs.): 45<br/>Cubic Feet Per Carton: 10.5</p>  |  <p><b>ADJUSTMENTS</b><br/>(2) Pneumatic seat height<br/>(8) Seat depth</p> | <p>Ergonomic Features:<br/>C, E, M, N</p>       | <table border="1"> <thead> <tr> <th colspan="12">STANDARD TEXTILE GRADES</th> </tr> <tr> <th>1</th><th>2</th><th>3</th><th>4</th><th>5</th><th>6</th><th>7</th><th>8</th><th>9</th><th>10</th><th>11</th><th>12</th> </tr> </thead> <tbody> <tr> <td>2224-6</td><td>1123</td><td>1164</td><td>1194</td><td>1237</td><td>1301</td><td>1321</td><td>1376</td><td>1479</td><td>1531</td><td>1627</td><td>1760</td><td>1920</td> </tr> </tbody> </table> |           |           |                 |      |      |                 |      |      |      |    |    | STANDARD TEXTILE GRADES |   |   |   |      |      |      |    |           |           |    |    | 1 | 2 | 3 | 4 | 5 | 6 | 7 | 8 | 9 | 10 | 11 | 12 | 2224-6 | 1123 | 1164 | 1194 | 1237 | 1301 | 1321 | 1376 | 1479 | 1531 | 1627 | 1760 | 1920 |
|  |  |   | STANDARD TEXTILE GRADES  |           |           |                 |      |      |                 |      |      |      |    |    |                         |   |   |   |      |      |      |    |           |           |    |    |   |   |   |   |   |   |   |   |   |    |    |    |        |      |      |      |      |      |      |      |      |      |      |      |      |
|  |  |   | 1  | 2         | 3         | 4               | 5    | 6    | 7               | 8    | 9    | 10   | 11 | 12 |                         |   |   |   |      |      |      |    |           |           |    |    |   |   |   |   |   |   |   |   |   |    |    |    |        |      |      |      |      |      |      |      |      |      |      |      |      |
| 2224-6   | 1123   | 1164  | 1194   | 1237      | 1301      | 1321            | 1376 | 1479 | 1531            | 1627 | 1760 | 1920 |    |    |                         |   |   |   |      |      |      |    |           |           |    |    |   |   |   |   |   |   |   |   |   |    |    |    |        |      |      |      |      |      |      |      |      |      |      |      |      |
| <table border="1"> <thead> <tr> <th colspan="3">OVERALL DIMENSIONS</th> <th colspan="3">SEAT DIMENSIONS</th> <th colspan="2">BACK DIMENSIONS</th> </tr> <tr> <th>W</th><th>D</th><th>H</th> <th>W</th><th>D</th><th>H</th> <th>W</th><th>H</th> </tr> </thead> <tbody> <tr> <td>19</td><td>24</td><td>50.5</td> <td>19</td><td>17.5-18.5</td><td>24-34</td> <td>19</td><td>24</td> </tr> </tbody> </table>   |  |   | OVERALL DIMENSIONS   |           |           | SEAT DIMENSIONS |      |      | BACK DIMENSIONS |      | W    | D    | H  | W  | D                       | H | W | H | 19   | 24   | 50.5 | 19 | 17.5-18.5 | 24-34     | 19 | 24 |   |   |   |   |   |   |   |   |   |    |    |    |        |      |      |      |      |      |      |      |      |      |      |      |      |
| OVERALL DIMENSIONS   |  |   | SEAT DIMENSIONS  |           |           | BACK DIMENSIONS |      |      |                 |      |      |      |    |    |                         |   |   |   |      |      |      |    |           |           |    |    |   |   |   |   |   |   |   |   |   |    |    |    |        |      |      |      |      |      |      |      |      |      |      |      |      |
| W  | D  | H   | W  | D         | H         | W               | H    |      |                 |      |      |      |    |    |                         |   |   |   |      |      |      |    |           |           |    |    |   |   |   |   |   |   |   |   |   |    |    |    |        |      |      |      |      |      |      |      |      |      |      |      |      |
| 19   | 24   | 50.5  | 19   | 17.5-18.5 | 24-34     | 19              | 24   |      |                 |      |      |      |    |    |                         |   |   |   |      |      |      |    |           |           |    |    |   |   |   |   |   |   |   |   |   |    |    |    |        |      |      |      |      |      |      |      |      |      |      |      |      |
| <p>RTA 2</p>   |  |   |  |           |           |                 |      |      |                 |      |      |      |    |    |                         |   |   |   |      |      |      |    |           |           |    |    |   |   |   |   |   |   |   |   |   |    |    |    |        |      |      |      |      |      |      |      |      |      |      |      |      |

# multi-purpose

|                    |     |                        |     |                  |     |
|--------------------|-----|------------------------|-----|------------------|-----|
| Bakhita .....      | 134 | Islands .....          | 176 | Sas .....        | 202 |
| Beach .....        | 137 | Layne .....            | 177 | Sidero .....     | 204 |
| Beam Seating ..... | 138 | Lite .....             | 179 | Sonic .....      | 208 |
| Caprice .....      | 148 | Marche .....           | 184 | Spritz .....     | 220 |
| Chap .....         | 150 | Mayne .....            | 186 | Spyker .....     | 223 |
| Comet .....        | 152 | Moda Four-Legged ..... | 187 | Stream .....     | 224 |
| Diplomat .....     | 155 | Moda Stacking .....    | 188 | Twilight .....   | 233 |
| Duet .....         | 156 | Popcorn .....          | 190 | Vion guest ..... | 236 |
| Erin .....         | 169 | Rebound .....          | 195 | Willow .....     | 241 |
| File Buddy .....   | 173 | Roma Nester .....      | 200 | Zoma .....       | 255 |

BAKHITA



model 6750



model 6753






model 6754





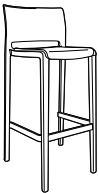






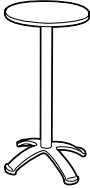

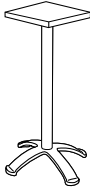
model 6785

STANDARD FEATURES

- A comfortable, high-quality, lightweight, stacking chair that is incredibly strong and durable.
- Bakhita is an all polymer chair intended for use indoors or outdoors. Products must be stored inside during extreme and inclement weather. See Global's Outdoor Furniture warranty for additional information.
- Weather resistant, UV and stain resistant, with a modern design.
- Standard height models (6750, 6751) are suitable for use in MRI rooms.
- Chairs are simultaneously molded with two different materials. Inside is a structural fiberglass frame for strength. Outside is a durable polypropylene light fast compound.
- Armchairs and Armless Chairs are finished with a smooth surface. Bar Stools and Counter Stools are finished with a slightly textured surface.
- Upholstered seats will only fit on a frame made for this purpose, it is not possible to add an upholstered seat onto an existing all plastic chair in the field.
- Upholstered seats are fixed and non-removable.
- Chair legs are equipped with translucent non-marking glides as standard. Suitable for outdoor environments, carpet and hard surface flooring.
- Check textile availability prior to specifying upholstery material.
- All Bakhita products (except upholstered models) are only available through Global's InStock program. Contact CustomerCare for lead times and quotation for quantities beyond InStock inventory.
- For outdoor use Global recommends marine grade vinyls or Sunbrella fabrics with UV resistance.
- Chairs are available in 3 plastic colors: Alloy (ALY), Char (CHA), and Milk (MLK).
- Tables are available in standard or bar height and are suitable for outdoor use.
- Tables are available with a Silver base and Milk (MLK) top only.
- Table tops are constructed from technopolymer compounds with high structural, heat and abrasion resistance. Tops are UV, shock and stain resistant.
- Bakhita achieves its strength and durability using glass filled polymer. Evidence of this material may be visible on the surface and is often more evident in darker colors.

| DESCRIPTION  | FEATURES  | MODEL# | STANDARD TEXTILE GRADES |     |                    |     |       |                 |     |       |   |      |      |      |  |  |
|--|---|--------|-------------------------|-----|--------------------|-----|-------|-----------------|-----|-------|---|------|------|------|--|--|
|  |   |        | 1                       | 2   | 3                  | 4   | 5     | 6               | 7   | 8     | 9   | 10   | 11   | 12   |  |  |
|  <p><b>Armchair Poly Seat &amp; Back</b><br/>COM Yardage: N/A<br/>Freight Class: 150<br/>Product Weight (lbs.): 14.25<br/>Cubic Feet Per Carton: 3.38(4 per carton)</p>    | Stacks 8 high on floor.<br>Stacks 10 high on dolly. | 6750   | 311                     |     |                    |     |       |                 |     |       |   |      |      |      |  |  |
|  |   |        |                         |     | OVERALL DIMENSIONS |     |       | SEAT DIMENSIONS |     |       | BACK DIMENSIONS   |      |      |      |  |  |
|  |   |        |                         |     | W                  | D   | H     | W               | D   | H     | W   | H    |      |      |  |  |
|  |   |        |                         |     | 22.5               | 21  | 31.5  | 16              | 16  | 17.25 | 17  | 14.5 |      |      |  |  |
|  |   |        |                         |     | RTA 00             |     | FedEx |                 | ups |       | 4 per carton (pricing and specifications are for one chair) |      |      |      |  |  |
|  <p><b>Armless Chair Poly Seat &amp; Back</b><br/>COM Yardage: N/A<br/>Freight Class: 150<br/>Product Weight (lbs.): 13<br/>Cubic Feet Per Carton: 2.88(4 per carton)</p> | Stacks 8 high on floor.<br>Stacks 12 high on dolly. | 6751   | 276                     |     |                    |     |       |                 |     |       |   |      |      |      |  |  |
|  |   |        |                         |     | OVERALL DIMENSIONS |     |       | SEAT DIMENSIONS |     |       | BACK DIMENSIONS   |      |      |      |  |  |
|  |   |        |                         |     | W                  | D   | H     | W               | D   | H     | W   | H    |      |      |  |  |
|  |   |        |                         |     | 18                 | 21  | 31.5  | 16              | 16  | 17.25 | 17  | 14.5 |      |      |  |  |
|  |   |        |                         |     | RTA 00             |     | FedEx |                 | ups |       | 4 per carton (pricing and specifications are for one chair) |      |      |      |  |  |
|  <p><b>Armchair Uph Seat &amp; Poly Back</b><br/>COM Yardage: 0.75<br/>Freight Class: 250<br/>Product Weight (lbs.): 16<br/>Cubic Feet Per Carton: 4.5 (3 per carton)</p> | Stacks 8 high on floor.<br>Stacks 10 high on dolly. | 6752   | 559                     | 587 | 607                | 637 | 679   | 697             | 737 | 797   | 846   | 896  | 1006 | 1119 |  |  |
|  |   |        |                         |     | OVERALL DIMENSIONS |     |       | SEAT DIMENSIONS |     |       | BACK DIMENSIONS   |      |      |      |  |  |
|  |   |        |                         |     | W                  | D   | H     | W               | D   | H     | W   | H    |      |      |  |  |
|  |   |        |                         |     | 22.5               | 21  | 31.5  | 16              | 16  | 18    | 17  | 14.5 |      |      |  |  |
|  |   |        |                         |     | RTA 00             |     | FedEx |                 | ups |       | 3 per carton (pricing and specifications are for one chair) |      |      |      |  |  |

| DESCRIPTION  | FEATURES   | MODEL# | STANDARD TEXTILE GRADES   |       |       |   |       |       |   |       |       |                               |       |        |
|--|--|--------|---|-------|-------|---|-------|-------|---|-------|-------|-------------------------------|-------|--------|
|  |  |        | 1   | 2     | 3     | 4   | 5     | 6     | 7   | 8     | 9     | 10                            | 11    | 12     |
|  <p><b>Armless Chair Uph Seat &amp; Poly Back</b><br/>                     COM Yardage: 0.75<br/>                     Freight Class: 250<br/>                     Product Weight (lbs.): 14.67<br/>                     Cubic Feet Per Carton: 3.83(3 per carton)</p>       | Stacks 8 high on floor.<br>Stacks 12 high on dolly | 6753   | \$511   | \$539 | \$559 | \$589   | \$631 | \$649 | \$689   | \$749 | \$798 | \$848                         | \$958 | \$1071 |
|  |  |        | <b>OVERALL DIMENSIONS</b><br>W D H  |       |       | <b>SEAT DIMENSIONS</b><br>W D H   |       |       | <b>BACK DIMENSIONS</b><br>W H                               |       |       |                               |       |        |
|  |  |        | 18  | 21    | 31.5  | 16  | 16    | 18    | 17  | 14.5  |       |                               |       |        |
|  |  |        | RTA 00  |       |       | FedEx    |       |       | 3 per carton (pricing and specifications are for one chair) |       |       |                               |       |        |
|  <p><b>Armless Bar Stool Poly Seat &amp; Back</b><br/>                     COM Yardage: 0.75<br/>                     Freight Class: 250<br/>                     Product Weight (lbs.): 14.67<br/>                     Cubic Feet Per Carton: 3.19 (4 per carton)</p>      | Stacks 4 high on floor.                            | 6754   | 1   | 2     | 3     | 4   | 5     | 6     | 7   | 8     | 9     | 10                            | 11    | 12     |
|  |  |        | 417   |       |       | <b>OVERALL DIMENSIONS</b><br>W D H  |       |       | <b>SEAT DIMENSIONS</b><br>W D H                             |       |       | <b>BACK DIMENSIONS</b><br>W H |       |        |
|  |  |        | 19.25   | 18.75 | 40.5  | 14  | 15    | 30    | 17  | 10.5  |       |                               |       |        |
|  |  |        | RTA 00  |       |       | FedEx    |       |       | 4 per carton (pricing and specifications are for one chair) |       |       |                               |       |        |
|  <p><b>Armless Bar Stool Uph Seat &amp; Poly Back</b><br/>                     COM Yardage: 0.75<br/>                     Freight Class: 250<br/>                     Product Weight (lbs.): 14.67<br/>                     Cubic Feet Per Carton: 4.25 (3 per carton)</p> | Stacks 4 high on floor.                            | 6755   | 1   | 2     | 3     | 4   | 5     | 6     | 7   | 8     | 9     | 10                            | 11    | 12     |
|  |  |        | 693   | 721   | 742   | 772   | 815   | 834   | 874   | 938   | 985   | 1038                          | 1147  | 1265   |
|  |  |        | <b>OVERALL DIMENSIONS</b><br>W D H  |       |       | <b>SEAT DIMENSIONS</b><br>W D H   |       |       | <b>BACK DIMENSIONS</b><br>W H                               |       |       |                               |       |        |
|  |  |        | 19  | 18    | 40    | 14  | 15    | 30.75 | 17  | 10.5  |       |                               |       |        |
| RTA 00   |  |        | FedEx  |       |       | 3 per carton (pricing and specifications are for one chair)                                 |       |       |   |       |       |                               |       |        |
|  <p><b>Chair Dolly</b><br/>                     COM Yardage: N/A<br/>                     Freight Class: 250<br/>                     Product Weight (lbs.): 11<br/>                     Cubic Feet Per Carton: 2.9</p>   |  | 6783   | 1   | 2     | 3     | 4   | 5     | 6     | 7   | 8     | 9     | 10                            | 11    | 12     |
|  |  |        | 367   |       |       | <b>OVERALL DIMENSIONS</b><br>W D H  |       |       | <b>SEAT DIMENSIONS</b><br>W D H                             |       |       | <b>BACK DIMENSIONS</b><br>W H |       |        |
|  |  |        | 19.75   | 23.25 | 9.75  | -   | -     | -     | -   | -     |       |                               |       |        |
|  |  |        | RTA 00  |       |       | FedEx  |       |       | 1 per carton  |       |       |                               |       |        |

| DESCRIPTION   | FEATURES | MODEL#      | STANDARD TEXTILE GRADES |   |   |   |   |   |   |   |   |    |    |    |  |  |
|---|----------|-------------|-------------------------|---|---|---|---|---|---|---|---|----|----|----|--|--|
|   |          |             | 1                       | 2 | 3 | 4 | 5 | 6 | 7 | 8 | 9 | 10 | 11 | 12 |  |  |
|  <p><b>Round Table - Café Height</b><br/>COM Yardage: N/A<br/>Freight Class: 100<br/>Product Weight (lbs.): 40<br/>Cubic Feet Per Carton: 4.49 (3 cartons per one model)</p>     |          | <b>6780</b> | 600                     |   |   |   |   |   |   |   |   |    |    |    |  |  |
|   |          |             |                         |   |   |   |   |   |   |   |   |    |    |    |  |  |
|   |          |             |                         |   |   |   |   |   |   |   |   |    |    |    |  |  |
|   |          |             |                         |   |   |   |   |   |   |   |   |    |    |    |  |  |
|  <p><b>Round Table - Bar Height</b><br/>COM Yardage: N/A<br/>Freight Class: 100<br/>Product Weight (lbs.): 41<br/>Cubic Feet Per Carton: 4.49 (3 cartons per one model)</p>      |          | <b>6781</b> | 613                     |   |   |   |   |   |   |   |   |    |    |    |  |  |
|   |          |             |                         |   |   |   |   |   |   |   |   |    |    |    |  |  |
|   |          |             |                         |   |   |   |   |   |   |   |   |    |    |    |  |  |
|   |          |             |                         |   |   |   |   |   |   |   |   |    |    |    |  |  |
|  <p><b>Square Table - Café Height</b><br/>COM Yardage: N/A<br/>Freight Class: 100<br/>Product Weight (lbs.): 42.5<br/>Cubic Feet Per Carton: 4.49 (3 cartons per one model)</p> |          | <b>6785</b> | 656                     |   |   |   |   |   |   |   |   |    |    |    |  |  |
|   |          |             |                         |   |   |   |   |   |   |   |   |    |    |    |  |  |
|   |          |             |                         |   |   |   |   |   |   |   |   |    |    |    |  |  |
|   |          |             |                         |   |   |   |   |   |   |   |   |    |    |    |  |  |
|  <p><b>Square Table - Bar Height</b><br/>COM Yardage: N/A<br/>Freight Class: 100<br/>Product Weight (lbs.): 43.5<br/>Cubic Feet Per Carton: 4.49 (3 cartons per one model)</p> |          | <b>6786</b> | 669                     |   |   |   |   |   |   |   |   |    |    |    |  |  |
|   |          |             |                         |   |   |   |   |   |   |   |   |    |    |    |  |  |
|   |          |             |                         |   |   |   |   |   |   |   |   |    |    |    |  |  |
|   |          |             |                         |   |   |   |   |   |   |   |   |    |    |    |  |  |

BEACH™



model 4077





model 4078

STANDARD FEATURES

- Elegant wood seating with a choice of an upholstered or vertical wood slat back.
- Frame construction is beech hardwood.
- Furniture legs are equipped with white non marking polypropylene glides as standard. Suitable for both carpet and hard surface flooring.
- All cushions are fixed and non-removable.
- Cushions are highly resilient foam and seats are equipped with a synthetic rubberized webbing suspension system for extra comfort.

OPTIONAL FEATURES

- Frame available in Absolute (AAM), Black (BKM), Cherry (ACM), Espresso Cafe (ECM), English Oak (EOM), Fruitwood (TFM), Gray (HGM), Honey (AHM), Mahogany (TMM), Maple (AVM), Medium Walnut (MWM), Natural Walnut (NLW), Night (ASM), NoceBiondo (NBM), Noce Grigio (NGM), Noce Leggero (NEM), Noce Medio (NMM), Shaker Cherry (SKM), Walnut (TWM), WC Cream (WTM), White (WHM) and Winter Cherry (WCM). Please Specify.
- Check textile availability prior to specifying upholstery material.

| DESCRIPTION  | FEATURES        | MODEL#                    | STANDARD TEXTILE GRADES |              |                        |            |          |                        |          |        |        |        |        |        |  |  |
|--|-----------------|---------------------------|-------------------------|--------------|------------------------|------------|----------|------------------------|----------|--------|--------|--------|--------|--------|--|--|
|  |                 |                           | 1                       | 2            | 3                      | 4          | 5        | 6                      | 7        | 8      | 9      | 10     | 11     | 12     |  |  |
|  <p><b>Armchair w/Upholstered back.</b><br/>COM Yardage: 1.50<br/>Freight Class: 300<br/>Product Weight (lbs.): 20<br/>Cubic Feet Per Carton: 11.75</p>         | Does not stack. | <b>4077</b>               | \$944                   | \$985        | \$1015                 | \$1057     | \$1121   | \$1151                 | \$1206   | \$1297 | \$1363 | \$1441 | \$1599 | \$1766 |  |  |
|  |                 | <b>OVERALL DIMENSIONS</b> |                         |              | <b>SEAT DIMENSIONS</b> |            |          | <b>BACK DIMENSIONS</b> |          |        |        |        |        |        |  |  |
|  |                 | <b>W</b>                  | <b>D</b>                | <b>H</b>     | <b>W</b>               | <b>D</b>   | <b>H</b> | <b>W</b>               | <b>H</b> |        |        |        |        |        |  |  |
|  |                 | 22                        | 23                      | 33.5         | 19.5                   | 18.5       | 18.75    | 19.5                   | 15.5     |        |        |        |        |        |  |  |
|  |                 |                           | <b>RTA 00</b>           | <b>FedEx</b> |                        | <b>ups</b> |          |                        |          |        |        |        |        |        |  |  |
|  <p><b>Armchair w/Vertical Wood Slat back.</b><br/>COM Yardage: 1.00<br/>Freight Class: 300<br/>Product Weight (lbs.): 20<br/>Cubic Feet Per Carton: 11.75</p> | Does not stack. | <b>4078</b>               | \$991                   | \$1032       | \$1064                 | \$1111     | \$1175   | \$1207                 | \$1265   | \$1358 | \$1429 | \$1512 | \$1674 | \$1851 |  |  |
|  |                 | <b>OVERALL DIMENSIONS</b> |                         |              | <b>SEAT DIMENSIONS</b> |            |          | <b>BACK DIMENSIONS</b> |          |        |        |        |        |        |  |  |
|  |                 | <b>W</b>                  | <b>D</b>                | <b>H</b>     | <b>W</b>               | <b>D</b>   | <b>H</b> | <b>W</b>               | <b>H</b> |        |        |        |        |        |  |  |
|  |                 | 22                        | 23                      | 33.5         | 19.5                   | 18.5       | 18.75    | 19.5                   | 15.5     |        |        |        |        |        |  |  |
|  |                 |                           | <b>RTA 00</b>           |              |                        |            |          |                        |          |        |        |        |        |        |  |  |

**BEAM SEATING**



\*see sample layout SON507 for models included above.

**STANDARD FEATURES**

- The universal beam units and tables listed are shown here, along with beam seating upper components from several seating lines.
- Beams are standard in Black. The “T” shaped legs are available in Chrome only with Black anti scuff tips and trim.
- Corner beam creates 90° turn in beam seating. Only table units can be attached.
- Beams and legs are shipped fully assembled.
- Upper seating units include mounting brackets and all necessary hardware for attachment to beam.
- Upper seating units and/or tables can be placed in any order along the beam.
- Power monument has two AC outlets, dual 2.1 amp USB ports.
- **Specifications and pricing are for 1 chair.**

**OPTIONAL FEATURES**

- Check textile availability prior to specifying upholstery material.
- Optional universal aluminum arm with soft pad available for mounting on beam in multiple positions, model 6500A8. \$170 list.
- Sonic seating units are available in mesh back, Black only.
- Vion seating units available in 10 mesh colors: Black (MS69), Stone (MS71), Blue (MS72), Rope (MS73), Natural (MS74), Aqua (MS75), Black Cherry (MS76), Dust (MS77), Ivory (MS78) and Paprika (MS79). Please specify. No upcharge.

**OPTIONAL FEATURES** (continued)

- Vion is available with a Black (BLK) Back Frame as standard or an optional Fog (FOG) Back Frame, please add \$81.
- Duet, Popcorn and Sonic seating units are available in 14 designer colors. Choose from Buzz Blue (BZB), Cactus (CCT), Carrot (CRO), Cloud (IVC), Dijon (DJN), Eggplant (EGP), Fog (FOG), Frost (FRO), Ink (INK), Latte (LAB), Night (BLK), Sand (SND), Scarlet (SAR), and Shadow (SHW).
- Duet arms will match the specified polypropylene color.
- Sidero, Sonic and Vion arm models are standard in Black only.
- Sonic is available in the following frame finishes: Chrome (CHM), Black (TBL), Buzz Blue (TBZ), Cactus (TCC), Carrot (TCR), Dijon (TDJ), Designer White (TDW), Eggplant (TEG), Fog (TFO), Frost (TFR), Ink (TIN), Cloud (TIV), Kalua (TKA), Latte (TLA), Mocha (TMO), Nevada (TNE), Toast (TOA), Shadow (TSH), Sand (TSN), Scarlet (TSR) and Tungsten (TTU). Please specify
- Duet and Popcorn are standard in a Chrome (CH) frame finish. Sidero and Vion are standard in Black (BK) frame finish.
- Beam seating laminate table tops are available in Absolute Acajou (ACJ), Asian Night (ASN), Avant Cherry (AWC), Avant Honey (AWH), Blizzard (BZD), Brushed Cobalt (BRC), Clear Maple (CMB), Custom Grey (CGY), Dark Espresso (DES), Designer White (DWT), Fashionista (FAS), First Class (FCL), Noce Biondo (NBL), Noce Grigio (NGL), Noce Leggero (NEL), Noce Medio (NML), Sheer Beauty (SBY), Stone Dust (SDT), Walnut Heights (WHE), Winter Cherry (WCR), White Chocolate (WHC). Please specify. No upcharge.

**SAMPLE LAYOUTS**

**VON501 - Shown**



Approximate dimensions: 74”W x 24”D

| Kit Layout    | Description   | Total (Grd. 1) |
|---------------|---|----------------|
| <b>VON501</b> | <b>Vion armless seat units with Beam components:</b><br>6340 (3 seats), 6500S3 (1 beam) | <b>\$3,569</b> |
| DUT501        | Duet armless seat units with Beam components:<br>6691 (3 seats), 6500S3 (1 beam)        | \$1,901        |
| POP501        | Popcorn armless seat units with Beam components:<br>6717 (3 seats), 6500S3 (1 beam)     | \$2,033        |
| SID501        | Sidero armless seat units with Beam components:<br>6931 (3 seats), 6500S3 (1 beam)      | \$3,026        |
| SON501        | Sonic armless seat units with Beam components:<br>6501 (3 seats), 6500S3 (1 beam)       | \$2,309        |

\*See next pages for individual model description, dimensions and starting list price.

**SON502 - Shown**



Approximate dimensions: 100”W x 24”D

| Kit Layout    | Description   | Total (Grd. 1) |
|---------------|---|----------------|
| <b>SON502</b> | <b>Sonic arm seat units with Beam components:</b><br>6506 (4 seats), 6500S4 (1 beam)  | <b>\$3,928</b> |
| DUT502        | Duet arm seat units with Beam components:<br>6690 (4 seats), 6500S4 (1 beam)  | \$3,064        |
| POP502        | Popcorn armless seat units with Universal arms and Beam components:<br>6717 (4 seats), 6500S4 (1 beam), and 6500A8 (5 arms) | \$3,618        |
| SID502        | Sidero arm seat units with Beam components:<br>6930 (4 seats), 6500S4 (1 beam)  | \$4,352        |
| VON502        | Vion arm seat units with Beam components:<br>6342 (4 seats), 6500S4 (1 beam)  | \$4,552        |

\*See next pages for individual model description, dimensions and starting list price.

**SAMPLE LAYOUTS**

**DUT503 - Shown**



Approximate dimensions: 100"W x 24"D

| Kit Layout    | Description   | Total (Grd. 1)  |
|---------------|---|-----------------|
| <b>DUT503</b> | <b>Duet armless seat units with Beam components:</b><br>6691 (3 seats), 6500S4 (1 beam), 6507 (1 table) | <b>\$ 2,620</b> |
| POP503        | Popcorn armless seat units with Beam components:<br>6717 (3 seats), 6500S4 (1 beam), 6507 (1 table)     | \$2,752         |
| SID503        | Sidero armless seat units with Beam components:<br>6931 (3 seats), 6500S4 (1 beam), 6507 (1 table)      | \$3,745         |
| SON503        | Sonic armless seat units with Beam components:<br>6501 (3 seats), 6500S4 (1 beam), 6507 (1 table)       | \$3,028         |
| VON503        | Vion armless seat units with Beam components:<br>6340 (3 seats), 6500S4 (1 beam), 6507 (1 table)        | \$4,4288        |

\*See next pages for individual model description, dimensions and starting list price.

**POP504 - Shown**



Approximate dimensions: 122"W x 24"D

| Kit Layout    | Description   | Total (Grd. 1) |
|---------------|---|----------------|
| <b>POP504</b> | <b>Popcorn seat units with Universal arms and Beam components:</b><br>6717 (4 seats), 6500A8 (6 arms), 6500S3 (1 beam), 6500A2 (1 beam), 6507 (1 table), 6591B (1 Module) | <b>\$5,023</b> |
| DUT504        | Duet arm seat units with Beam components: 6690 (4 seats), 6500S3 (1 beam), 6500A2 (1 beam), 6507 (1 table), 6591B (1 Module)  | \$4,299        |
| SID504        | Sidero arm seat units with Beam components: 6930 (4 seats), 6500S3 (1 beam), 6500A2 (1 beam), 6507 (1 table), 6591B (1 Module)  | \$5,587        |
| SON504        | Sonic arm seat units with Beam components: 6504 (4 seats), 6500S3 (1 beam), 6500A2 (1 beam), 6507 (1 table), 6591B (1 Module)   | \$4,699        |
| VON504        | Vion arm seat units with Beam components: 6342 (4 seats), 6500S3 (1 beam), 6500A2 (1 beam), 6507 (1 table), 6591B (1 Module)  | \$5,787        |

\*See next pages for individual model description, dimensions and starting list price.

**SID505 - Shown**



Approximate dimensions: 147"W x 24"D

| Kit Layout    | Description  | Total (Grd. 1) |
|---------------|--|----------------|
| <b>SID505</b> | <b>Sidero armless seat units with Beam components:</b><br>6931 (4 seats), 6500S3 (1 beam), 6500A3 (1 beam), 6507 (2 table) | <b>\$5,200</b> |
| DUT505        | Duet armless seat units with Beam components:<br>6691 (4 seats), 6500S3 (1 beam), 6500A3 (1 beam), 6507 (2 table)          | \$3,700        |
| POP505        | Popcorn armless seat units with Beam components:<br>6717 (4 seats), 6500S3 (1 beam), 6500A3 (1 beam), 6507 (2 table)       | \$3,876        |
| SON505        | Sonic armless seat units with Beam components:<br>6501 (4 seats), 6500S3 (1 beam), 6500A3 (1 beam), 6507 (2 table)         | \$4,244        |
| VON505        | Vion armless seat units with Beam components<br>6340 (4 seats), 6500S3 (1 beam), 6500A3 (1 beam), 6507 (2 table)           | \$5,924        |

\*See next pages for individual model description, dimensions and starting list price.

**VON506 - Shown**



Approximate dimensions: 103"W x 103"D

| Kit Layout    | Description   | Total (Grd. 1) |
|---------------|---|----------------|
| <b>VON506</b> | <b>Vion arm seat units with Beam components:</b><br>6342 (6 seats), 6500S3 (2 beams), 6507-T2 (1 table), 6500A9 (1 Connector)                                     | <b>\$7,539</b> |
| DUT504        | Duet arm seat units with Beam components:<br>6690 (6 seats), 6500S3 (2 beams), 6507-T2 (1 table), 6500A9 (1 Connector)  | \$5,307        |
| POP505        | Popcorn armless seat units with Universal arms and Beam components:<br>6717 (6 seats), 6500A8 (8 arms), 6500S3 (2 beams), 6507-T2 (1 table), 6500A9 (1 Connector) | \$6,223        |
| SID504        | Sidero arm seat units with Beam components:<br>6930 (6 seats), 6500S3 (2 beams), 6507-T2 (1 table), 6500A9 (1 Connector)  | \$7,239        |
| SON504        | Sonic arm seat units with Beam components:<br>6504 (6 seats), 6500S3 (2 beams), 6507-T2 (1 table), 6500A9 (1 Connector)   | \$5907         |

\*See next pages for individual model description, dimensions and starting list price.

## SAMPLE LAYOUTS

### SON507 - Shown



Approximate dimensions: 103"W x 103"D

| Kit Layout    | Description  | Total (Grd. 1) |
|---------------|--|----------------|
| <b>SON507</b> | <b>Sonic arm seat units with Beam components:</b><br>6506 (6 seats), 6500S3 (2 beams), 6507-T2 (1 table), 6500A9 (1 connector)                                       | <b>\$6,603</b> |
| DUT507        | Duet arm seat units with Beam components:<br>6690 (6 seats), 6500S3 (2 beams), 6507-T2 (1 table), 6500A9 (1 connector)   | \$5,307        |
| POP507        | Popcorn armless seat units with Universal arms and Beam components:<br>6717 (6 seats), 6500S3 (2 beams), 6507-T2 (1 table), 6500A9 (1 connector) and 6500A8 (8 arms) | \$6,223        |
| SID507        | Sidero arm seat units with Beam components:<br>6930 (6 seats), 6500S3 (2 beams), 6507-T2 (1 table), 6500A9 (1 connector)   | \$7,239        |
| VON507        | Vion arm seat units with Beam components:<br>6342 (6 seats), 6500S3 (2 beams), 6507-T2 (1 table), 6500A9 (1 connector)   | \$7,539        |

\*See next pages for individual model description, dimensions and starting list price.

### DUT508 - Shown



Approximate dimensions: 131"W x 78"D

| Kit Layout    | Description  | Total (Grd. 1) |
|---------------|--|----------------|
| <b>DUT508</b> | <b>Duet armless seat units with Beam components:</b><br>6691 (7 seats), 6500S3 (1 Beam), 6500S2 (2 Beams), 6507-T2 (2 Tables), 6500A9 (2 Connector), 6591B (2 Modules) | <b>\$7,669</b> |
| POP508        | Popcorn armless seat units with Beam components:<br>6717 (7 seats), 6500S3 (1 Beam), 6500S2 (2 Beams), 6507-T2 (2 Tables), 6500A9 (2 Connector), 6591B (2 Modules)     | \$7,977        |
| SID508        | Sidero armless seat units with Beam components:<br>6931 (7 seats), 6500S3 (1 Beam), 6500S2 (2 Beams), 6507-T2 (2 Tables), 6500A9 (2 Connector), 6591B (2 Modules)      | \$10,294       |
| SON508        | Sonic armless seat units with Beam components:<br>6501 (7 seats), 6500S3 (1 Beam), 6500S2 (2 Beams), 6507-T2 (2 Tables), 6500A9 (2 Connector), 6591B (2 Modules)       | \$8,621        |
| VON507        | Vion armless seat units with Beam components:<br>6340 (7 seats), 6500S3 (1 Beam), 6500S2 (2 Beams), 6507-T2 (2 Tables), 6500A9 (2 Connector), 6591B (2 Modules)        | \$11,561       |

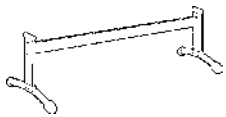
\*See next pages for individual model description, dimensions and starting list price.

## DESCRIPTION

## FEATURES

## MODEL#

## STANDARD TEXTILE GRADES



### Beam - Accommodates 2 Seats

COM Yardage: N/A  
Freight Class: 250  
Product Weight (lbs.): 37  
Cubic Feet Per Carton: 11 (1 per carton)

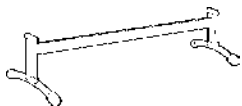
Freestanding

|               | 1     | 2 | 3 | 4 | 5 | 6 | 7 | 8 | 9 | 10 | 11 | 12 |
|---------------|-------|---|---|---|---|---|---|---|---|----|----|----|
| <b>6500S2</b> | \$790 | - | - | - | - | - | - | - | - | -  | -  | -  |

| OVERALL DIMENSIONS |   |   | SEAT DIMENSIONS |   |   | BACK DIMENSIONS |   |
|--------------------|---|---|-----------------|---|---|-----------------|---|
| W                  | D | H | W               | D | H | W               | H |

|      |    |    |   |   |   |   |   |
|------|----|----|---|---|---|---|---|
| 49.5 | 24 | 16 | - | - | - | - | - |
|------|----|----|---|---|---|---|---|

**RTA 00**



### Beam - Accommodates 3 Seats

COM Yardage: N/A  
Freight Class: 250  
Product Weight (lbs.): 43  
Cubic Feet Per Carton: 16 (1 per carton)

Freestanding

|               | 1     | 2 | 3 | 4 | 5 | 6 | 7 | 8 | 9 | 10 | 11 | 12 |
|---------------|-------|---|---|---|---|---|---|---|---|----|----|----|
| <b>6500S3</b> | \$911 | - | - | - | - | - | - | - | - | -  | -  | -  |

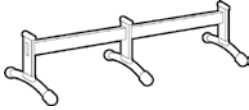




| OVERALL DIMENSIONS |   |   | SEAT DIMENSIONS |   |   | BACK DIMENSIONS |   |
|--------------------|---|---|-----------------|---|---|-----------------|---|
| W                  | D | H | W               | D | H | W               | H |

|    |    |    |   |   |   |   |   |
|----|----|----|---|---|---|---|---|
| 74 | 24 | 16 | - | - | - | - | - |
|----|----|----|---|---|---|---|---|

**RTA 00**




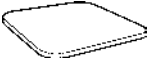
# MULTI-PURPOSE

# BEAM SEATING B

| DESCRIPTION   | FEATURES                                | MODEL#                    | STANDARD TEXTILE GRADES |          |                        |          |          |                        |          |   |   |    |    |    |   |
|---|---|---------------------------|-------------------------|----------|------------------------|----------|----------|------------------------|----------|---|---|----|----|----|---|
|   |   |                           | 1                       | 2        | 3                      | 4        | 5        | 6                      | 7        | 8 | 9 | 10 | 11 | 12 |   |
|  <p><b>Beam - Accommodates 4 Seats</b><br/>COM Yardage: N/A<br/>Freight Class: 250<br/>Product Weight (lbs.): 58<br/>Cubic Feet Per Carton: 22 (1 per carton)</p>              | Freestanding                            | 6500S4                    | \$1272                  | -        | -                      | -        | -        | -                      | -        | - | - | -  | -  | -  | - |
|   |   | <b>OVERALL DIMENSIONS</b> |                         |          | <b>SEAT DIMENSIONS</b> |          |          | <b>BACK DIMENSIONS</b> |          |   |   |    |    |    |   |
|   |   | <b>W</b>                  | <b>D</b>                | <b>H</b> | <b>W</b>               | <b>D</b> | <b>H</b> | <b>W</b>               | <b>H</b> |   |   |    |    |    |   |
|   |   | 100                       | 24                      | 16       | -                      | -        | -        | -                      | -        |   |   |    |    |    |   |
|   |   |                           | <b>RTA 00</b>           |          |                        |          |          |                        |          |   |   |    |    |    |   |
|  <p><b>Beam Extender - Accommodates 2 Seats</b><br/>COM Yardage: N/A<br/>Freight Class: 85<br/>Product Weight (lbs.): 36<br/>Cubic Feet Per Carton: 10.5 (1 per carton)</p>    | Not Freestanding.<br>Includes hardware. | 6500A2                    | \$603                   | -        | -                      | -        | -        | -                      | -        | - | - | -  | -  | -  | - |
|   |   | <b>OVERALL DIMENSIONS</b> |                         |          | <b>SEAT DIMENSIONS</b> |          |          | <b>BACK DIMENSIONS</b> |          |   |   |    |    |    |   |
|   |   | <b>W</b>                  | <b>D</b>                | <b>H</b> | <b>W</b>               | <b>D</b> | <b>H</b> | <b>W</b>               | <b>H</b> |   |   |    |    |    |   |
|   |   | 47.5                      | 24                      | 16       | -                      | -        | -        | -                      | -        |   |   |    |    |    |   |
|   |   |                           | <b>RTA 00</b>           |          |                        |          |          |                        |          |   |   |    |    |    |   |
|  <p><b>Beam Extender - Accommodates 3 Seats</b><br/>COM Yardage: N/A<br/>Freight Class: 85<br/>Product Weight (lbs.): 43<br/>Cubic Feet Per Carton: 16 (1 per carton)</p>      | Not Freestanding.<br>Includes hardware. | 6500A3                    | \$757                   | -        | -                      | -        | -        | -                      | -        | - | - | -  | -  | -  | - |
|   |   | <b>OVERALL DIMENSIONS</b> |                         |          | <b>SEAT DIMENSIONS</b> |          |          | <b>BACK DIMENSIONS</b> |          |   |   |    |    |    |   |
|   |   | <b>W</b>                  | <b>D</b>                | <b>H</b> | <b>W</b>               | <b>D</b> | <b>H</b> | <b>W</b>               | <b>H</b> |   |   |    |    |    |   |
|   |   | 72                        | 24                      | 16       | -                      | -        | -        | -                      | -        |   |   |    |    |    |   |
|   |   |                           | <b>RTA 00</b>           |          |                        |          |          |                        |          |   |   |    |    |    |   |
|  <p><b>Beam Extender - Accommodates 4 Seats</b><br/>COM Yardage: N/A<br/>Freight Class: 85<br/>Product Weight (lbs.): 58<br/>Cubic Feet Per Carton: 21.75 (1 per carton)</p> | Not Freestanding.<br>Includes hardware. | 6500A4                    | \$1134                  | -        | -                      | -        | -        | -                      | -        | - | - | -  | -  | -  | - |
|   |   | <b>OVERALL DIMENSIONS</b> |                         |          | <b>SEAT DIMENSIONS</b> |          |          | <b>BACK DIMENSIONS</b> |          |   |   |    |    |    |   |
|   |   | <b>W</b>                  | <b>D</b>                | <b>H</b> | <b>W</b>               | <b>D</b> | <b>H</b> | <b>W</b>               | <b>H</b> |   |   |    |    |    |   |
|   |   | 98                        | 24                      | 16       | -                      | -        | -        | -                      | -        |   |   |    |    |    |   |
|   |   |                           | <b>RTA 00</b>           |          |                        |          |          |                        |          |   |   |    |    |    |   |
|  <p><b>Universal Aluminum Arm w/Pad</b><br/>COM Yardage: N/A<br/>Freight Class: 85<br/>Product Weight (lbs.): 3.5<br/>Cubic Feet Per Carton: 0.5 (1 per carton)</p>          | Includes hardware.                      | 6500A8                    | \$170                   | -        | -                      | -        | -        | -                      | -        | - | - | -  | -  | -  | - |
|   |   | <b>OVERALL DIMENSIONS</b> |                         |          | <b>SEAT DIMENSIONS</b> |          |          | <b>BACK DIMENSIONS</b> |          |   |   |    |    |    |   |
|   |   | <b>W</b>                  | <b>D</b>                | <b>H</b> | <b>W</b>               | <b>D</b> | <b>H</b> | <b>W</b>               | <b>H</b> |   |   |    |    |    |   |
|   |   | 2.5                       | 10                      | 14       | -                      | -        | -        | -                      | -        |   |   |    |    |    |   |
|   |   |                           | <b>RTA 00</b>           |          |                        |          |          |                        |          |   |   |    |    |    |   |





# B BEAM SEATING

# MULTI-PURPOSE

| DESCRIPTION  | FEATURES                                 | MODEL#   | STANDARD TEXTILE GRADES   |          |          |                        |          |          |                        |   |   |    |    |    |
|--|--|----------|---------------------------|----------|----------|------------------------|----------|----------|------------------------|---|---|----|----|----|
|  |  |          | 1                         | 2        | 3        | 4                      | 5        | 6        | 7                      | 8 | 9 | 10 | 11 | 12 |
|  <p><b>Corner Connector Beam</b><br/>COM Yardage: N/A<br/>Freight Class: 85<br/>Product Weight (lbs.): 9<br/>Cubic Feet Per Carton: 0.07 (1 per carton)</p> | Not Freestanding.<br>Includes hardware.  | 6500A9   | \$331                     | -        | -        | -                      | -        | -        | -                      | - | - | -  | -  | -  |
|  |  |          | <b>OVERALL DIMENSIONS</b> |          |          | <b>SEAT DIMENSIONS</b> |          |          | <b>BACK DIMENSIONS</b> |   |   |    |    |    |
|  |  | <b>W</b> | <b>D</b>                  | <b>H</b> | <b>W</b> | <b>D</b>               | <b>H</b> | <b>W</b> | <b>H</b>               |   |   |    |    |    |
|  |  | 1.75     | 24                        | 3.25     | -        | -                      | -        | -        | -                      |   |   |    |    |    |
|  |  |          | RTA 00                    |          |          |                        |          |          |                        |   |   |    |    |    |
|  <p><b>Bolt Down Kit</b><br/>COM Yardage: N/A<br/>Freight Class: 85<br/>Product Weight (lbs.): 8<br/>Cubic Feet Per Carton: 0.6 (1 per carton)</p>          | Set of 4 brackets.<br>Includes hardware. | 6500BD   | \$157                     | -        | -        | -                      | -        | -        | -                      | - | - | -  | -  |    |
|  |  |          | <b>OVERALL DIMENSIONS</b> |          |          | <b>SEAT DIMENSIONS</b> |          |          | <b>BACK DIMENSIONS</b> |   |   |    |    |    |
|  |  | <b>W</b> | <b>D</b>                  | <b>H</b> | <b>W</b> | <b>D</b>               | <b>H</b> | <b>W</b> | <b>H</b>               |   |   |    |    |    |
|  |  | 17.75    | 17.75                     | 1        | -        | -                      | -        | -        | -                      |   |   |    |    |    |
|  |  |          | RTA 00                    | FedEx    |          |                        |          |          |                        |   |   |    |    |    |
|  <p><b>Power Module</b><br/>COM Yardage: N/A<br/>Freight Class: 85<br/>Product Weight (lbs.): 3.2<br/>Cubic Feet Per Carton: 0.5 (1 per carton)</p>         | Under mount, 10 ft. cord.<br>Black only. | 6591B    | \$637                     | -        | -        | -                      | -        | -        | -                      | - | - | -  | -  |    |
|  |  |          | <b>OVERALL DIMENSIONS</b> |          |          | <b>SEAT DIMENSIONS</b> |          |          | <b>BACK DIMENSIONS</b> |   |   |    |    |    |
|  |  | <b>W</b> | <b>D</b>                  | <b>H</b> | <b>W</b> | <b>D</b>               | <b>H</b> | <b>W</b> | <b>H</b>               |   |   |    |    |    |
|  |  | 21       | 21                        | 1        | -        | -                      | -        | -        | -                      |   |   |    |    |    |
|  |  |          | RTA 00                    | FedEx    |          |                        |          |          |                        |   |   |    |    |    |
|  <p><b>End Table Top</b><br/>COM Yardage: N/A<br/>Freight Class: 85<br/>Product Weight (lbs.): 8<br/>Cubic Feet Per Carton: 0.6 (1 per carton)</p>        | Includes hardware.<br>Use on beams.      | 6507     | \$356                     | -        | -        | -                      | -        | -        | -                      | - | - | -  | -  |    |
|  |  |          | <b>OVERALL DIMENSIONS</b> |          |          | <b>SEAT DIMENSIONS</b> |          |          | <b>BACK DIMENSIONS</b> |   |   |    |    |    |
|  |  | <b>W</b> | <b>D</b>                  | <b>H</b> | <b>W</b> | <b>D</b>               | <b>H</b> | <b>W</b> | <b>H</b>               |   |   |    |    |    |
|  |  | 17.75    | 17.75                     | 1        | -        | -                      | -        | -        | -                      |   |   |    |    |    |
|  |  |          | RTA 00                    | FedEx    |          |                        |          |          |                        |   |   |    |    |    |

















# MULTI-PURPOSE






# BEAM SEATING B

| DESCRIPTION  | FEATURES  | MODEL#                    | STANDARD TEXTILE GRADES |          |                        |          |          |                        |          |       |       |        |        |        |  |
|--|---|---------------------------|-------------------------|----------|------------------------|----------|----------|------------------------|----------|-------|-------|--------|--------|--------|--|
|  |   |                           | 1                       | 2        | 3                      | 4        | 5        | 6                      | 7        | 8     | 9     | 10     | 11     | 12     |  |
|  <p><b>Radius Corner Table Top</b><br/>COM Yardage: N/A<br/>Freight Class: 85<br/>Product Weight (lbs.): 14<br/>Cubic Feet Per Carton: 1.9 (1 per carton)</p> | Includes hardware.<br>Use on beams.                 | <b>6507-T2</b>            | \$466                   | -        | -                      | -        | -        | -                      | -        | -     | -     | -      | -      | -      |  |
|  |   | <b>OVERALL DIMENSIONS</b> |                         |          | <b>SEAT DIMENSIONS</b> |          |          | <b>BACK DIMENSIONS</b> |          |       |       |        |        |        |  |
|  |   | <b>W</b>                  | <b>D</b>                | <b>H</b> | <b>W</b>               | <b>D</b> | <b>H</b> | <b>W</b>               | <b>H</b> |       |       |        |        |        |  |
|  |   | 21                        | 21                      | 1        | -                      | -        | -        | -                      | -        |       |       |        |        |        |  |
|  |   |                           | <b>RTA 00</b>           |          |                        |          |          |                        |          |       |       |        |        |        |  |
|  <p><b>Seat Unit w/Arms</b><br/>COM Yardage: N/A<br/>Freight Class: 250<br/>Product Weight (lbs.): 19<br/>Cubic Feet Per Carton: 4.88 (2 per carton)</p>      | <b>Duet</b><br>Use with beams.                      | <b>6690</b>               | \$448                   | -        | -                      | -        | -        | -                      | -        | -     | -     | -      | -      | -      |  |
|  |   | <b>OVERALL DIMENSIONS</b> |                         |          | <b>SEAT DIMENSIONS</b> |          |          | <b>BACK DIMENSIONS</b> |          |       |       |        |        |        |  |
|  |   | <b>W</b>                  | <b>D</b>                | <b>H</b> | <b>W</b>               | <b>D</b> | <b>H</b> | <b>W</b>               | <b>H</b> |       |       |        |        |        |  |
|  |   | 25.5                      | 21                      | 18       | 18                     | 17.5     | -        | 18                     | 16       |       |       |        |        |        |  |
|  |   |                           | <b>RTA 00</b>           | FedEx    |                        | ups      |          |                        |          |       |       |        |        |        |  |
|  <p><b>Armless Seat Unit</b><br/>COM Yardage: N/A<br/>Freight Class: 150<br/>Product Weight (lbs.): 18<br/>Cubic Feet Per Carton: 3.25 (2 per carton)</p>     | <b>Duet</b><br>Use with beams.                      | <b>6691</b>               | \$330                   | -        | -                      | -        | -        | -                      | -        | -     | -     | -      | -      | -      |  |
|  |   | <b>OVERALL DIMENSIONS</b> |                         |          | <b>SEAT DIMENSIONS</b> |          |          | <b>BACK DIMENSIONS</b> |          |       |       |        |        |        |  |
|  |   | <b>W</b>                  | <b>D</b>                | <b>H</b> | <b>W</b>               | <b>D</b> | <b>H</b> | <b>W</b>               | <b>H</b> |       |       |        |        |        |  |
|  |   | 18                        | 21                      | 18       | 18                     | 17.5     | -        | 18                     | 16       |       |       |        |        |        |  |
|  |   |                           | <b>RTA 00</b>           | FedEx    |                        | ups      |          |                        |          |       |       |        |        |        |  |
|  <p><b>Seat Unit w/Arms</b><br/>COM Yardage: 0.75<br/>Freight Class: 250<br/>Product Weight (lbs.): 19<br/>Cubic Feet Per Carton: 4.88 (2 per carton)</p>   | <b>Duet</b><br>Upholstered Seat.<br>Use with beams. | <b>6692</b>               | \$548                   | \$589    | \$619                  | \$662    | \$726    | \$745                  | \$803    | \$904 | \$957 | \$1054 | \$1184 | \$1346 |  |
|  |   | <b>OVERALL DIMENSIONS</b> |                         |          | <b>SEAT DIMENSIONS</b> |          |          | <b>BACK DIMENSIONS</b> |          |       |       |        |        |        |  |
|  |   | <b>W</b>                  | <b>D</b>                | <b>H</b> | <b>W</b>               | <b>D</b> | <b>H</b> | <b>W</b>               | <b>H</b> |       |       |        |        |        |  |
|  |   | 25.5                      | 21                      | 18       | 18                     | 17.5     | -        | 18                     | 16       |       |       |        |        |        |  |
|  |   |                           | <b>RTA 00</b>           | FedEx    |                        | ups      |          |                        |          |       |       |        |        |        |  |

# B BEAM SEATING

















# MULTI-PURPOSE



| DESCRIPTION  | FEATURES  | MODEL#             | STANDARD TEXTILE GRADES   |   |       |   |       |       |                               |       |       |        |        |        |
|--|---|--------------------|---|---|-------|---|-------|-------|-------------------------------|-------|-------|--------|--------|--------|
|  |   |                    | 1   | 2   | 3     | 4   | 5     | 6     | 7                             | 8     | 9     | 10     | 11     | 12     |
|  <p><b>Armless Seat Unit</b><br/>COM Yardage: 0.75<br/>Freight Class: 150<br/>Product Weight (lbs.): 19<br/>Cubic Feet Per Carton: 3.25 (2 per carton)</p>  | <p><b>Duet</b><br/>Upholstered Seat.<br/>Use with beams.</p>                          | <p><b>6693</b></p> | \$426   | \$467   | \$496 | \$540   | \$603 | \$623 | \$679                         | \$782 | \$835 | \$930  | \$1062 | \$1223 |
|  |   |                    | <p><b>OVERALL DIMENSIONS</b></p>  |   |       | <p><b>SEAT DIMENSIONS</b></p>   |       |       | <p><b>BACK DIMENSIONS</b></p> |       |       |        |        |        |
|  |   |                    | W   | D   | H     | W   | D     | H     | W                             | H     |       |        |        |        |
|  |   |                    | 18  | 21  | 18    | 18  | 17.5  | -     | 18                            | 16    |       |        |        |        |
|  |   |                    |    |    |       |    |       |       |                               |       |       |        |        |        |
|  <p><b>Seat Unit w/Arms</b><br/>COM Yardage: 0.75<br/>Freight Class: 150<br/>Product Weight (lbs.): 20<br/>Cubic Feet Per Carton: 4.88 (2 per carton)</p>   | <p><b>Duet</b><br/>Upholstered Seat and Back.<br/>Use with beams.</p>                 | <p><b>6697</b></p> | \$581   | \$622   | \$651 | \$695   | \$758 | \$778 | \$834                         | \$937 | \$990 | \$1085 | \$1217 | \$1378 |
|  |   |                    | <p><b>OVERALL DIMENSIONS</b></p>  |   |       | <p><b>SEAT DIMENSIONS</b></p>   |       |       | <p><b>BACK DIMENSIONS</b></p> |       |       |        |        |        |
|  |   |                    | W   | D   | H     | W   | D     | H     | W                             | H     |       |        |        |        |
|  |   |                    | 25.5  | 21  | 18    | 18  | 17.5  | -     | 18                            | 16    |       |        |        |        |
|  |   |                    |    |    |       |    |       |       |                               |       |       |        |        |        |
|  <p><b>Armless Seat Unit</b><br/>COM Yardage: 0.75<br/>Freight Class: 150<br/>Product Weight (lbs.): 19<br/>Cubic Feet Per Carton: 3.25 (2 per carton)</p>  | <p><b>Duet</b><br/>Upholstered Seat and Back.<br/>Use with beams.</p>                 | <p><b>6698</b></p> | \$474   | \$515   | \$545 | \$588   | \$652 | \$671 | \$729                         | \$832 | \$883 | \$980  | \$1110 | \$1272 |
|  |   |                    | <p><b>OVERALL DIMENSIONS</b></p>  |   |       | <p><b>SEAT DIMENSIONS</b></p>   |       |       | <p><b>BACK DIMENSIONS</b></p> |       |       |        |        |        |
|  |   |                    | W   | D   | H     | W   | D     | H     | W                             | H     |       |        |        |        |
|  |   |                    | 18  | 21  | 18    | 18  | 17.5  | -     | 18                            | 16    |       |        |        |        |
|  |   |                    |  |  |       |  |       |       |                               |       |       |        |        |        |
|  <p><b>Armless Seat Unit</b><br/>COM Yardage: N/A<br/>Freight Class: 150<br/>Product Weight (lbs.): 17<br/>Cubic Feet Per Carton: 6.5 (2 per carton)</p>  | <p><b>Popcorn</b><br/>Polypropylene Seat and Back.<br/>use with beam</p>              | <p><b>6717</b></p> | 374   | -   | -     | -   | -     | -     | -                             | -     | -     | -      | -      | -      |
|  |   |                    | <p><b>OVERALL DIMENSIONS</b></p>  |   |       | <p><b>SEAT DIMENSIONS</b></p>   |       |       | <p><b>BACK DIMENSIONS</b></p> |       |       |        |        |        |
|  |   |                    | W   | D   | H     | W   | D     | H     | W                             | H     |       |        |        |        |
|  |   |                    | 20  | 21  | 18    | 18  | 18    | -     | 19.5                          | 16    |       |        |        |        |
|  |   |                    |  |   |       |   |       |       |                               |       |       |        |        |        |
|  <p><b>Armless Seat Unit</b><br/>COM Yardage: 0.75<br/>Freight Class: 150<br/>Product Weight (lbs.): 18<br/>Cubic Feet Per Carton: 6.5 (2 per carton)</p> | <p><b>Popcorn</b><br/>Upholstered Seat and Polypropylene Back.<br/>Use with beam.</p> | <p><b>6719</b></p> | 488   | 524   | 548   | 582   | 633   | 656   | 705                           | 777   | 833   | 897    | 1024   | 1164   |
|  |   |                    | <p><b>OVERALL DIMENSIONS</b></p>  |   |       | <p><b>SEAT DIMENSIONS</b></p>   |       |       | <p><b>BACK DIMENSIONS</b></p> |       |       |        |        |        |
|  |   |                    | W   | D   | H     | W   | D     | H     | W                             | H     |       |        |        |        |
|  |   |                    | 20  | 21  | 18    | 18  | 18    | -     | 19.5                          | 16    |       |        |        |        |
|  |   |                    |  |   |       |   |       |       |                               |       |       |        |        |        |

| DESCRIPTION   | FEATURES  | MODEL#                    | STANDARD TEXTILE GRADES               |          |                        |          |          |                        |          |       |       |       |        |        |  |
|---|---|---------------------------|---------------------------------------|----------|------------------------|----------|----------|------------------------|----------|-------|-------|-------|--------|--------|--|
|   |   |                           | 1                                     | 2        | 3                      | 4        | 5        | 6                      | 7        | 8     | 9     | 10    | 11     | 12     |  |
|  <p><b>Seat Unit w/Arms</b><br/>COM Yardage: 1.25<br/>Freight Class: 300<br/>Product Weight (lbs.): 20<br/>Cubic Feet Per Carton: 9.75</p>                   | <p><b>Sidero</b><br/>Upholstered Seat and Back.<br/>Use with beam.</p>              | <b>6930</b>               | 770                                   | 823      | 864                    | 925      | 1008     | 1048                   | 1125     | 1247  | 1342  | 1447  | 1663   | 1890   |  |
|   |   | <b>OVERALL DIMENSIONS</b> |                                       |          | <b>SEAT DIMENSIONS</b> |          |          | <b>BACK DIMENSIONS</b> |          |       |       |       |        |        |  |
|   |   | <b>W</b>                  | <b>D</b>                              | <b>H</b> | <b>W</b>               | <b>D</b> | <b>H</b> | <b>W</b>               | <b>H</b> |       |       |       |        |        |  |
|   |   | 25.5                      | 23.5                                  | 19       | 19.5                   | 18       | -        | 19                     | 15.5     |       |       |       |        |        |  |
|   |   |                           | <b>RTA 00</b>                         |          |                        |          |          |                        |          |       |       |       |        |        |  |
|  <p><b>Armless Seat Unit</b><br/>COM Yardage: 1.25<br/>Freight Class: 300<br/>Product Weight (lbs.): 18<br/>Cubic Feet Per Carton: 9.75</p>                  | <p><b>Sidero</b><br/>Upholstered Seat and Back.<br/>Use with beam.</p>              | <b>6931</b>               | 705                                   | 758      | 799                    | 860      | 943      | 983                    | 1060     | 1182  | 1277  | 1382  | 1598   | 1825   |  |
|   |   | <b>OVERALL DIMENSIONS</b> |                                       |          | <b>SEAT DIMENSIONS</b> |          |          | <b>BACK DIMENSIONS</b> |          |       |       |       |        |        |  |
|   |   | <b>W</b>                  | <b>D</b>                              | <b>H</b> | <b>W</b>               | <b>D</b> | <b>H</b> | <b>W</b>               | <b>H</b> |       |       |       |        |        |  |
|   |   | 21                        | 23.5                                  | 19       | 19.5                   | 18       | -        | 19                     | 15.5     |       |       |       |        |        |  |
|   |   |                           | <b>RTA 00</b>                         |          |                        |          |          |                        |          |       |       |       |        |        |  |
|  <p><b>Armless Seat Unit</b><br/>COM Yardage: N/A<br/>Freight Class: 250<br/>Product Weight (lbs.): 12<br/>Cubic Feet Per Carton: 3.25 (2 per carton)</p>   | <p><b>Sonic</b><br/>Polypropylene Seat and Back.<br/>Use with Beam.</p>             | <b>6501</b>               | \$466                                 | -        | -                      | -        | -        | -                      | -        | -     | -     | -     | -      | -      |  |
|   |   | <b>OVERALL DIMENSIONS</b> |                                       |          | <b>SEAT DIMENSIONS</b> |          |          | <b>BACK DIMENSIONS</b> |          |       |       |       |        |        |  |
|   |   | <b>W</b>                  | <b>D</b>                              | <b>H</b> | <b>W</b>               | <b>D</b> | <b>H</b> | <b>W</b>               | <b>H</b> |       |       |       |        |        |  |
|   |   | 20                        | 21.5                                  | 17       | 17                     | 16       | -        | 17                     | 15       |       |       |       |        |        |  |
|   |   |                           | <b>RTA 00</b> <b>FedEx</b> <b>ups</b> |          |                        |          |          |                        |          |       |       |       |        |        |  |
|  <p><b>Armless Seat Unit</b><br/>COM Yardage: 0.75<br/>Freight Class: 250<br/>Product Weight (lbs.): 12<br/>Cubic Feet Per Carton: 3.25 (2 per carton)</p> | <p><b>Sonic</b><br/>Upholstered Seat and Polypropylene Back.<br/>Use with Beam.</p> | <b>6502</b>               | \$525                                 | \$558    | \$578                  | \$614    | \$665    | \$680                  | \$724    | \$805 | \$845 | \$920 | \$1023 | \$1154 |  |
|   |   | <b>OVERALL DIMENSIONS</b> |                                       |          | <b>SEAT DIMENSIONS</b> |          |          | <b>BACK DIMENSIONS</b> |          |       |       |       |        |        |  |
|   |   | <b>W</b>                  | <b>D</b>                              | <b>H</b> | <b>W</b>               | <b>D</b> | <b>H</b> | <b>W</b>               | <b>H</b> |       |       |       |        |        |  |
|   |   | 20                        | 22                                    | 17       | 17                     | 16       | -        | 17                     | 15       |       |       |       |        |        |  |
|   |   |                           | <b>RTA 00</b> <b>FedEx</b> <b>ups</b> |          |                        |          |          |                        |          |       |       |       |        |        |  |
|  <p><b>Armless Seat Unit</b><br/>COM Yardage: 0.75<br/>Freight Class: 150<br/>Product Weight (lbs.): 13<br/>Cubic Feet Per Carton: 3.25 (2 per carton)</p> | <p><b>Sonic</b><br/>Upholstered Seat and Back.<br/>Use with Beam.</p>               | <b>6503</b>               | \$581                                 | \$612    | \$634                  | \$670    | \$719    | \$737                  | \$778    | \$861 | \$901 | \$976 | \$1082 | \$1208 |  |
|   |   | <b>OVERALL DIMENSIONS</b> |                                       |          | <b>SEAT DIMENSIONS</b> |          |          | <b>BACK DIMENSIONS</b> |          |       |       |       |        |        |  |
|   |   | <b>W</b>                  | <b>D</b>                              | <b>H</b> | <b>W</b>               | <b>D</b> | <b>H</b> | <b>W</b>               | <b>H</b> |       |       |       |        |        |  |
|   |   | 20                        | 22                                    | 17       | 17                     | 16       | -        | 17                     | 15       |       |       |       |        |        |  |
|   |   |                           | <b>RTA 00</b> <b>FedEx</b> <b>ups</b> |          |                        |          |          |                        |          |       |       |       |        |        |  |

# B BEAM SEATING

# MULTI-PURPOSE

| DESCRIPTION   | FEATURES  | MODEL#                    | STANDARD TEXTILE GRADES   |   |   |          |          |                        |          |        |        |        |        |        |   |  |
|---|---|---------------------------|---|---|---|----------|----------|------------------------|----------|--------|--------|--------|--------|--------|---|--|
|   |   |                           | 1   | 2   | 3   | 4        | 5        | 6                      | 7        | 8      | 9      | 10     | 11     | 12     |   |  |
|  <p><b>Seat Unit w/Arms</b><br/>COM Yardage: N/A<br/>Freight Class: 150<br/>Product Weight (lbs.): 13<br/>Cubic Feet Per Carton: 3.25 (2 per carton)</p>   | <p><b>Sonic</b><br/>Polypropylene Seat.<br/>Use with Beam.</p>            | 6504                      | \$548   | -   | -   | -        | -        | -                      | -        | -      | -      | -      | -      | -      | - |  |
|   |   | <b>OVERALL DIMENSIONS</b> |   |   | <b>SEAT DIMENSIONS</b>  |          |          | <b>BACK DIMENSIONS</b> |          |        |        |        |        |        |   |  |
|   |   | <b>W</b>                  | <b>D</b>  | <b>H</b>  | <b>W</b>  | <b>D</b> | <b>H</b> | <b>W</b>               | <b>H</b> |        |        |        |        |        |   |  |
|   |   | 23                        | 21.5  | 17  | 17  | 16       | -        | 17                     | 15       |        |        |        |        |        |   |  |
|   |   |                           |    |    |    |          |          |                        |          |        |        |        |        |        |   |  |
|  <p><b>Seat Unit w/Arms</b><br/>COM Yardage: 0.75<br/>Freight Class: 22<br/>Product Weight (lbs.): 13<br/>Cubic Feet Per Carton: 3.25 (2 per carton)</p>   | <p><b>Sonic</b><br/>Upholstered Seat.<br/>Use with Beam.</p>              | 6505                      | \$608   | \$637   | \$661   | \$696    | \$746    | \$761                  | \$806    | \$886  | \$926  | \$1002 | \$1106 | \$1235 |   |  |
|   |   | <b>OVERALL DIMENSIONS</b> |   |   | <b>SEAT DIMENSIONS</b>  |          |          | <b>BACK DIMENSIONS</b> |          |        |        |        |        |        |   |  |
|   |   | <b>W</b>                  | <b>D</b>  | <b>H</b>  | <b>W</b>  | <b>D</b> | <b>H</b> | <b>W</b>               | <b>H</b> |        |        |        |        |        |   |  |
|   |   | 23                        | 22  | 17  | 17  | 16       | -        | 17                     | 15       |        |        |        |        |        |   |  |
|   |   |                           |    |    |    |          |          |                        |          |        |        |        |        |        |   |  |
|  <p><b>Seat Unit w/Arms</b><br/>COM Yardage: 0.75<br/>Freight Class: 150<br/>Product Weight (lbs.): 14<br/>Cubic Feet Per Carton: 3.25 (2 per carton)</p> | <p><b>Sonic</b><br/>Upholstered Seat and Back<br/>Use with Beam.</p>      | 6506                      | \$664   | \$697   | \$719   | \$755    | \$804    | \$821                  | \$863    | \$945  | \$986  | \$1061 | \$1167 | \$1293 |   |  |
|   |   | <b>OVERALL DIMENSIONS</b> |   |   | <b>SEAT DIMENSIONS</b>  |          |          | <b>BACK DIMENSIONS</b> |          |        |        |        |        |        |   |  |
|   |   | <b>W</b>                  | <b>D</b>  | <b>H</b>  | <b>W</b>  | <b>D</b> | <b>H</b> | <b>W</b>               | <b>H</b> |        |        |        |        |        |   |  |
|   |   | 23                        | 22  | 17  | 17  | 16       | -        | 17                     | 15       |        |        |        |        |        |   |  |
|   |   |                           |  |  |  |          |          |                        |          |        |        |        |        |        |   |  |
|  <p><b>Armless Seat Unit</b><br/>COM Yardage: 1<br/>Freight Class: 250<br/>Product Weight (lbs.): 20<br/>Cubic Feet Per Carton: 7.25</p>                 | <p><b>Vion</b><br/>Upholstered Seat and Mesh Back.<br/>Use with beam.</p> | 6340                      | \$886   | \$932   | \$962   | \$1011   | \$1079   | \$1110                 | \$1170   | \$1268 | \$1344 | \$1427 | \$1601 | \$1786 |   |  |
|   |   | <b>OVERALL DIMENSIONS</b> |   |   | <b>SEAT DIMENSIONS</b>  |          |          | <b>BACK DIMENSIONS</b> |          |        |        |        |        |        |   |  |
|   |   | <b>W</b>                  | <b>D</b>  | <b>H</b>  | <b>W</b>  | <b>D</b> | <b>H</b> | <b>W</b>               | <b>H</b> |        |        |        |        |        |   |  |
|   |   | 21                        | 23.5  | 20.5  | 17.5  | 18       | -        | 19                     | 17       |        |        |        |        |        |   |  |
|   |   |                           |  |   |   |          |          |                        |          |        |        |        |        |        |   |  |
|  <p><b>Armless Seat Unit</b><br/>COM Yardage: 1<br/>Freight Class: 250<br/>Product Weight (lbs.): 20<br/>Cubic Feet Per Carton: 7.25</p>                 | <p><b>Vion</b><br/>Upholstered Seat and Back.<br/>Use with beam.</p>      | 6341                      | \$1032  | \$1084  | \$1125  | \$1185   | \$1270   | \$1309                 | \$1387   | \$1509 | \$1604 | \$1709 | \$1922 | \$2152 |   |  |
|   |   | <b>OVERALL DIMENSIONS</b> |   |   | <b>SEAT DIMENSIONS</b>  |          |          | <b>BACK DIMENSIONS</b> |          |        |        |        |        |        |   |  |
|   |   | <b>W</b>                  | <b>D</b>  | <b>H</b>  | <b>W</b>  | <b>D</b> | <b>H</b> | <b>W</b>               | <b>H</b> |        |        |        |        |        |   |  |
|   |   | 21                        | 23.5  | 20.5  | 17.5  | 18       | -        | 19                     | 17       |        |        |        |        |        |   |  |
|   |   |                           |  |   |   |          |          |                        |          |        |        |        |        |        |   |  |

| DESCRIPTION  | FEATURES  | MODEL#                    | STANDARD TEXTILE GRADES |          |                        |          |          |                        |          |        |        |        |        |        |  |  |
|--|---|---------------------------|-------------------------|----------|------------------------|----------|----------|------------------------|----------|--------|--------|--------|--------|--------|--|--|
|  |   |                           | 1                       | 2        | 3                      | 4        | 5        | 6                      | 7        | 8      | 9      | 10     | 11     | 12     |  |  |
|  <p><b>Seat Unit w/Arms</b><br/>COM Yardage: 1<br/>Freight Class: 250<br/>Product Weight (lbs.): 21<br/>Cubic Feet Per Carton: 9.75</p> | <p><b>Vion</b><br/>Upholstered Seat and Mesh Back.<br/>Use with beam.</p> | <b>6342</b>               | \$820                   | \$863    | \$896                  | \$944    | \$1010   | \$1041                 | \$1104   | \$1201 | \$1275 | \$1360 | \$1533 | \$1717 |  |  |
|  |   | <b>OVERALL DIMENSIONS</b> |                         |          | <b>SEAT DIMENSIONS</b> |          |          | <b>BACK DIMENSIONS</b> |          |        |        |        |        |        |  |  |
|  |   | <b>W</b>                  | <b>D</b>                | <b>H</b> | <b>W</b>               | <b>D</b> | <b>H</b> | <b>W</b>               | <b>H</b> |        |        |        |        |        |  |  |
|  |   | 25.5                      | 23.5                    | 20.5     | 17.5                   | 18       | -        | 19                     | 17       |        |        |        |        |        |  |  |
|  |   |                           | <b>RTA 00</b>           |          |                        |          |          |                        |          |        |        |        |        |        |  |  |
|  <p><b>Seat Unit w/Arms</b><br/>COM Yardage: 1<br/>Freight Class: 250<br/>Product Weight (lbs.): 21<br/>Cubic Feet Per Carton: 9.75</p> | <p><b>Vion</b><br/>Upholstered Seat and Back.<br/>Use with beam.</p>      | <b>6343</b>               | \$949                   | \$1001   | \$1042                 | \$1101   | \$1186   | \$1224                 | \$1302   | \$1423 | \$1517 | \$1623 | \$1839 | \$2068 |  |  |
|  |   | <b>OVERALL DIMENSIONS</b> |                         |          | <b>SEAT DIMENSIONS</b> |          |          | <b>BACK DIMENSIONS</b> |          |        |        |        |        |        |  |  |
|  |   | <b>W</b>                  | <b>D</b>                | <b>H</b> | <b>W</b>               | <b>D</b> | <b>H</b> | <b>W</b>               | <b>H</b> |        |        |        |        |        |  |  |
|  |   | 25.5                      | 23.5                    | 20.5     | 17.5                   | 18       | -        | 19                     | 17       |        |        |        |        |        |  |  |
|  |   |                           | <b>RTA 00</b>           |          |                        |          |          |                        |          |        |        |        |        |        |  |  |

**CAPRICE™**



model 3365 (TUN)



model 3365C (TUN)

**STANDARD FEATURES**




- Modern light scale guest seating.
- Durable molded armcaps in Black Only.
- Frame is standard in a Tungsten colored finish (TUN).
- Standard with Black "bullet style" glides.
- Non-castered models can be joined together using ganging clamp model 6522.
- **C1** dual wheel carpet casters are standard on models 3365C.
- Does not stack.
- Check textile availability prior to specifying upholstery material.

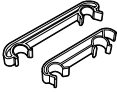
• **Frame finish**

- (TBL) Black
- (TCC) Cactus
- (TDJ) Dijon
- (TEG) Eggplant
- (TFR) Frost
- (TIV) Cloud
- (TLA) Latte
- (TNE) Nevada
- (TSN) Sand
- (TTU) Tungsten
- (BCH) Brushed Chrome. Add **\$240**
- (CHM) Chrome. **Upcharge varies.** Please Specify.
- (TBZ) Buzz Blue
- (TCR) Carrot
- (TDW) Designer White
- (TFO) Fog
- (TIN) Ink
- (TKA) Kalua
- (TOA) Toast
- (TSH) Shadow
- (TSR) Scarlet
- A Chrome (CHM) finish is also available. Add \$86 for side chairs. Add \$143 for counter and bar stools.

**OPTIONAL FEATURES**

- Optional steel cushioned glides (**B**) are available. Add \$33. Please specify.
- For hard surface flooring casters, specify **C9R**. Add \$76.

| DESCRIPTION  | FEATURES        | MODEL#                    | STANDARD TEXTILE GRADES |          |                        |          |          |                        |          |        |        |        |        |        |  |  |
|--|-----------------|---------------------------|-------------------------|----------|------------------------|----------|----------|------------------------|----------|--------|--------|--------|--------|--------|--|--|
|  |                 |                           | 1                       | 2        | 3                      | 4        | 5        | 6                      | 7        | 8      | 9      | 10     | 11     | 12     |  |  |
|  <p><b>Armchair</b> 4 Legged<br/>COM Yardage: 1.25<br/>Freight Class: 300<br/>Product Weight (lbs.): 22<br/>Cubic Feet Per Carton: 14.5</p>            | Does not stack. | <b>3365</b>               | \$939                   | \$989    | \$1031                 | \$1087   | \$1165   | \$1196                 | \$1269   | \$1402 | \$1468 | \$1589 | \$1758 | \$1967 |  |  |
|  |                 | <b>OVERALL DIMENSIONS</b> |                         |          | <b>SEAT DIMENSIONS</b> |          |          | <b>BACK DIMENSIONS</b> |          |        |        |        |        |        |  |  |
|  |                 | <b>W</b>                  | <b>D</b>                | <b>H</b> | <b>W</b>               | <b>D</b> | <b>H</b> | <b>W</b>               | <b>H</b> |        |        |        |        |        |  |  |
|  |                 | 25                        | 24                      | 31.5     | 19.5                   | 19.5     | 18.5     | 18                     | 13       |        |        |        |        |        |  |  |
|  |                 |                           | <b>RTA 00</b>           |          |                        |          |          |                        |          |        |        |        |        |        |  |  |
|  <p><b>Armchair</b> 4 Legged w/casters<br/>COM Yardage: 1.25<br/>Freight Class: 300<br/>Product Weight (lbs.): 23<br/>Cubic Feet Per Carton: 14.5</p> | Does not stack. | <b>3365C</b>              | \$1092                  | \$1143   | \$1183                 | \$1242   | \$1319   | \$1351                 | \$1424   | \$1560 | \$1625 | \$1752 | \$1923 | \$2138 |  |  |
|  |                 | <b>OVERALL DIMENSIONS</b> |                         |          | <b>SEAT DIMENSIONS</b> |          |          | <b>BACK DIMENSIONS</b> |          |        |        |        |        |        |  |  |
|  |                 | <b>W</b>                  | <b>D</b>                | <b>H</b> | <b>W</b>               | <b>D</b> | <b>H</b> | <b>W</b>               | <b>H</b> |        |        |        |        |        |  |  |
|  |                 | 25                        | 23.5                    | 32.5     | 19.5                   | 18.5     | 18       | 18                     | 14.5     |        |        |        |        |        |  |  |
|  |                 |                           | <b>RTA 00</b>           |          |                        |          |          |                        |          |        |        |        |        |        |  |  |
|  <p><b>Barstool</b> - 4 Legged<br/>COM Yardage: 1.25<br/>Freight Class: 300<br/>Product Weight (lbs.): 32<br/>Cubic Feet Per Carton: 20</p>           | Does not stack. | <b>3369</b>               | \$1187                  | \$1238   | \$1278                 | \$1337   | \$1417   | \$1447                 | \$1519   | \$1655 | \$1719 | \$1847 | \$2017 | \$2233 |  |  |
|  |                 | <b>OVERALL DIMENSIONS</b> |                         |          | <b>SEAT DIMENSIONS</b> |          |          | <b>BACK DIMENSIONS</b> |          |        |        |        |        |        |  |  |
|  |                 | <b>W</b>                  | <b>D</b>                | <b>H</b> | <b>W</b>               | <b>D</b> | <b>H</b> | <b>W</b>               | <b>H</b> |        |        |        |        |        |  |  |
|  |                 | 25                        | 26.5                    | 45.5     | 19.5                   | 19.5     | 30.5     | 18                     | 13       |        |        |        |        |        |  |  |
|  |                 |                           | <b>RTA 00</b>           |          |                        |          |          |                        |          |        |        |        |        |        |  |  |

| DESCRIPTION  | FEATURES | MODEL#                    | STANDARD TEXTILE GRADES |          |                        |          |          |                        |          |   |   |    |    |    |  |
|--|----------|---------------------------|-------------------------|----------|------------------------|----------|----------|------------------------|----------|---|---|----|----|----|--|
|  |          |                           | 1                       | 2        | 3                      | 4        | 5        | 6                      | 7        | 8 | 9 | 10 | 11 | 12 |  |
|  <p><b>Ganging Brackets</b><br/>                     COM Yardage: N/A<br/>                     Freight Class: 70<br/>                     Product Weight (lbs.): 0.16<br/>                     Cubic Feet Per Carton: 1 (25 per Carton)</p> |          | <b>6522</b>               | \$37                    | -        | -                      | -        | -        | -                      | -        | - | - | -  | -  | -  |  |
|  |          | <b>OVERALL DIMENSIONS</b> |                         |          | <b>SEAT DIMENSIONS</b> |          |          | <b>BACK DIMENSIONS</b> |          |   |   |    |    |    |  |
|  |          | <b>W</b>                  | <b>D</b>                | <b>H</b> | <b>W</b>               | <b>D</b> | <b>H</b> | <b>W</b>               | <b>H</b> |   |   |    |    |    |  |
|  | 00.87    | 7.75                      | 1.5                     | -        | -                      | -        | -        | -                      |          |   |   |    |    |    |  |
|  |          | <b>RTA 00</b>             |                         |          |                        |          |          |                        |          |   |   |    |    |    |  |

CHAP™



**Wood Back Armchair model 1010**




**Upholstered Back Armchair model 1015**



**Upholstered Round Back Armchair model 1004**



**Wood Round Back Armchair model 1005**




**Underseat panel (USP)**






**STANDARD FEATURES**

- Chap offers mid-century modern styling in a finely crafted beechwood armchair series.
- Straight and round back models have upholstered seats with upholstered or open wood frame backs.
- Straight back models are available with exposed wood or upholstered front seat rails
- For reorders of discontinued models 1002 and 1003, use models 1004 and 1005 with 18" reduced seat depth.
- Custom stain matching is not available on models 1004 and 1005.
- Chairs are standard with a black liner under seat cushion. An underseat panel (USP) is available which conceals seat structure. It is covered with a coated textile and secured with tamperproof fasteners.
- For graded pricing, select model base price. Add graded textile upcharges for seat or for upholstered back models, both seat and back.
- The Blended Textile matrix does not apply to this series.
- Upholstery options include fabric, coated textiles and leather.
- Chap series is covered under Global's Limited Lifetime warranty, for single shift use.
- For multi-shift environments, and coverage under Globalcare's 24/7 warranty, Ultracell foam - 24/7 warranty (UC) must be selected.
- Textiles with a minimum of 100,000 double rubs must be specified to meet Global's 24/7 warranty coverage. For healthcare textiles, visit the website at [globalfurnituregroup.com](http://globalfurnituregroup.com).
- Does not stack.
- Custom stain matching is not available on round back models.

Please add option codes in the following order:

- **Model number**  
Specify model number
- **Back textile**  
Specify textile code
- **Seat textile**  
Specify textile code
- **Frame finish** (Round back models)  
1004 and 1005 available in select finishes (\*).  
(AAM) Absolute\*  
(BKM) Black\*  
(ACM) Cherry\*  
(EOM) English Oak  
(ECM) Espresso Cafe\*  
(TFM) Fruitwood  
(HGM) Gray  
(AHM) Honey  
(TMM) Mahogany\*  
(AVM) Maple  
(MWM) Medium Walnut\*  
(NLW) Natural Walnut  
(ASM) Night\*  
(NBM) Noce Biondo  
(NGM) Noce Grigio  
(NEM) Noce Leggero  
(NMM) Noce Medio\*  
(SKM) Shaker Cherry\*  
(TWM) Walnut\*  
(WTM) WC Cream\*  
(WHM) White\*  
(WCM) Winter Cherry
- **Glides**  
(XG) No Glide for Carpeted Surfaces.  
(NM) White Non-marking Nylon Glide for most floor surfaces.  
(SG) Steel Cushioned Glide for carpeted surfaces. Add \$36  
(FG) Felt Glide for most hard floor surfaces. Add \$36  
(RG) Rubber Non-slip Glide for most hard floor surfaces. Add \$36
- **Sealed Seams** (on approved coated textiles)  
(NS) No sealed seams  
(SSS) Sealed seat seams. Add \$67
- **Moisture barrier** (seat only, not available with sealed seams)  
(NB) No moisture barrier. No upcharge  
(MB) Moisture barrier. Add \$113.
- **Seat foam**  
(SF) Standard foam  
(UC) Ultracell foam - 24/7 warranty
- **Seat underside**  
(USL) Under seat liner  
(USP) Under seat panel. Add \$84

| DESCRIPTION   | FEATURES  | MODEL#      |                           |          |          |                        |          |          |                        |          |        |        |        | STANDARD TEXTILE GRADES |  |  |  |  |
|---|---|-------------|---------------------------|----------|----------|------------------------|----------|----------|------------------------|----------|--------|--------|--------|-------------------------|--|--|--|--|
|   |   | 1/COM       | 2                         | 3        | 4        | 5                      | 6        | 7        | 8                      | 9        | 10     | 11     | 12     |                         |  |  |  |  |
|  <p><b>Wood Back Armchair w/ Upholstered Seat Front</b><br/>COM Yardage: 1<br/>Freight Class: 250<br/>Product Weight (lbs.): 33<br/>Cubic Feet Per Carton: 15.75</p> | <p>Does not stack.<br/>Active weight 350 lbs.<br/>Ergonomic Features<br/>M, N</p> | <b>1010</b> | \$1379                    | \$1413   | \$1440   | \$1479                 | \$1534   | \$1557   | \$1604                 | \$1679   | \$1735 | \$1796 | \$1924 | \$2058                  |  |  |  |  |
|   |   |             |                           |          |          |                        |          |          |                        |          |        |        |        |                         |  |  |  |  |
|   |   |             | <b>OVERALL DIMENSIONS</b> |          |          | <b>SEAT DIMENSIONS</b> |          |          | <b>BACK DIMENSIONS</b> |          |        |        |        |                         |  |  |  |  |
|   |   |             | <b>W</b>                  | <b>D</b> | <b>H</b> | <b>W</b>               | <b>D</b> | <b>H</b> | <b>W</b>               | <b>H</b> |        |        |        |                         |  |  |  |  |
|   |   |             | 25.5                      | 25       | 31       | 21                     | 20       | 18       | 20.5                   | 13.5     |        |        |        |                         |  |  |  |  |
|   |   |             | <b>RTA 00</b>             |          |          |                        |          |          |                        |          |        |        |        |                         |  |  |  |  |

| DESCRIPTION   | FEATURES  | MODEL#  |    |    |  |      |      |  |   |   |    |    |    |                         |  |  |  |  |  |  |  |  |  |  |  |  |  |  |  |  |  |  |  |  |  |  |  |  |
|---|---|---|----|----|--|------|------|--|---|---|----|----|----|-------------------------|--|--|--|--|--|--|--|--|--|--|--|--|--|--|--|--|--|--|--|--|--|--|--|--|
|   |   | 1/COM   | 2  | 3  | 4  | 5    | 6    | 7  | 8 | 9 | 10 | 11 | 12 |                         |  |  |  |  |  |  |  |  |  |  |  |  |  |  |  |  |  |  |  |  |  |  |  |  |
|  <p><b>Upholstered Back Armchair w/ Upholstered Seat Front</b><br/>COM Yardage: Back: .75; Seat: .75<br/>Freight Class: 250<br/>Product Weight (lbs.): 33<br/>Cubic Feet Per Carton: 15.75</p>         | <p>1011</p> <p>Base Price: \$1388<br/>Seat upcharge: +0<br/>Back upcharge: +0</p> <p>Does not stack.<br/>Active weight 350 lbs.<br/>Ergonomic Features M, N</p> | <table border="1"> <tr> <th colspan="12">STANDARD TEXTILE GRADES</th> </tr> <tr> <td></td><td></td><td></td><td></td><td></td><td></td><td></td><td></td><td></td><td></td><td></td><td></td><td></td> </tr> </table> |    |    |  |      |      |  |   |   |    |    |    | STANDARD TEXTILE GRADES |  |  |  |  |  |  |  |  |  |  |  |  |  |  |  |  |  |  |  |  |  |  |  |  |
|   |   | STANDARD TEXTILE GRADES   |    |    |  |      |      |  |   |   |    |    |    |                         |  |  |  |  |  |  |  |  |  |  |  |  |  |  |  |  |  |  |  |  |  |  |  |  |
|   |   |   |    |    |  |      |      |  |   |   |    |    |    |                         |  |  |  |  |  |  |  |  |  |  |  |  |  |  |  |  |  |  |  |  |  |  |  |  |
|   |   | <p><b>OVERALL DIMENSIONS</b></p> <p>W D H</p>   |    |    | <p><b>SEAT DIMENSIONS</b></p> <p>W D H</p> |      |      | <p><b>BACK DIMENSIONS</b></p> <p>W H</p> |   |   |    |    |    |                         |  |  |  |  |  |  |  |  |  |  |  |  |  |  |  |  |  |  |  |  |  |  |  |  |
| 25.5  | 25  | 31.5  | 21 | 20 | 18   | 20.5 | 13.5 |  |   |   |    |    |    |                         |  |  |  |  |  |  |  |  |  |  |  |  |  |  |  |  |  |  |  |  |  |  |  |  |
|   |   | <p>RTA 00</p>   |    |    |  |      |      |  |   |   |    |    |    |                         |  |  |  |  |  |  |  |  |  |  |  |  |  |  |  |  |  |  |  |  |  |  |  |  |
|  <p><b>Wood Back Armchair w/ Wood Front Rail</b><br/>COM Yardage: 1<br/>Freight Class: 250<br/>Product Weight (lbs.): 33<br/>Cubic Feet Per Carton: 15.75</p>  | <p>1014</p> <p>Does not stack.<br/>Active weight 350 lbs.<br/>Ergonomic Features M, N</p>   | <table border="1"> <tr> <th colspan="12">STANDARD TEXTILE GRADES</th> </tr> <tr> <td></td><td></td><td></td><td></td><td></td><td></td><td></td><td></td><td></td><td></td><td></td><td></td><td></td> </tr> </table> |    |    |  |      |      |  |   |   |    |    |    | STANDARD TEXTILE GRADES |  |  |  |  |  |  |  |  |  |  |  |  |  |  |  |  |  |  |  |  |  |  |  |  |
|   |   | STANDARD TEXTILE GRADES   |    |    |  |      |      |  |   |   |    |    |    |                         |  |  |  |  |  |  |  |  |  |  |  |  |  |  |  |  |  |  |  |  |  |  |  |  |
|   |   |   |    |    |  |      |      |  |   |   |    |    |    |                         |  |  |  |  |  |  |  |  |  |  |  |  |  |  |  |  |  |  |  |  |  |  |  |  |
|   |   | <p><b>OVERALL DIMENSIONS</b></p> <p>W D H</p>   |    |    | <p><b>SEAT DIMENSIONS</b></p> <p>W D H</p> |      |      | <p><b>BACK DIMENSIONS</b></p> <p>W H</p> |   |   |    |    |    |                         |  |  |  |  |  |  |  |  |  |  |  |  |  |  |  |  |  |  |  |  |  |  |  |  |
| 25.5  | 25  | 31  | 21 | 20 | 18   | 20.5 | 13.5 |  |   |   |    |    |    |                         |  |  |  |  |  |  |  |  |  |  |  |  |  |  |  |  |  |  |  |  |  |  |  |  |
|   |   | <p>RTA 00</p>   |    |    |  |      |      |  |   |   |    |    |    |                         |  |  |  |  |  |  |  |  |  |  |  |  |  |  |  |  |  |  |  |  |  |  |  |  |
|  <p><b>Upholstered Back Armchair w/ Wood Front Rail</b><br/>COM Yardage: Back: .75; Seat: .75<br/>Freight Class: 250<br/>Product Weight (lbs.): 33<br/>Cubic Feet Per Carton: 15.75</p>               | <p>1015</p> <p>Base Price: \$1388<br/>Seat upcharge: +0<br/>Back upcharge: +0</p> <p>Does not stack.<br/>Active weight 350 lbs.<br/>Ergonomic Features M, N</p> | <table border="1"> <tr> <th colspan="12">STANDARD TEXTILE GRADES</th> </tr> <tr> <td></td><td></td><td></td><td></td><td></td><td></td><td></td><td></td><td></td><td></td><td></td><td></td><td></td> </tr> </table> |    |    |  |      |      |  |   |   |    |    |    | STANDARD TEXTILE GRADES |  |  |  |  |  |  |  |  |  |  |  |  |  |  |  |  |  |  |  |  |  |  |  |  |
|   |   | STANDARD TEXTILE GRADES   |    |    |  |      |      |  |   |   |    |    |    |                         |  |  |  |  |  |  |  |  |  |  |  |  |  |  |  |  |  |  |  |  |  |  |  |  |
|   |   |   |    |    |  |      |      |  |   |   |    |    |    |                         |  |  |  |  |  |  |  |  |  |  |  |  |  |  |  |  |  |  |  |  |  |  |  |  |
|   |   | <p><b>OVERALL DIMENSIONS</b></p> <p>W D H</p>   |    |    | <p><b>SEAT DIMENSIONS</b></p> <p>W D H</p> |      |      | <p><b>BACK DIMENSIONS</b></p> <p>W H</p> |   |   |    |    |    |                         |  |  |  |  |  |  |  |  |  |  |  |  |  |  |  |  |  |  |  |  |  |  |  |  |
| 25.5  | 25  | 31.5  | 21 | 20 | 18   | 20.5 | 13.5 |  |   |   |    |    |    |                         |  |  |  |  |  |  |  |  |  |  |  |  |  |  |  |  |  |  |  |  |  |  |  |  |
|   |   | <p>RTA 00</p>   |    |    |  |      |      |  |   |   |    |    |    |                         |  |  |  |  |  |  |  |  |  |  |  |  |  |  |  |  |  |  |  |  |  |  |  |  |
|  <p><b>Upholstered Roundback Armchair w/ Upholstered Seat Front</b><br/>COM Yardage: Back: .75 ; Seat: .75<br/>Freight Class: 300<br/>Product Weight (lbs.): 26<br/>Cubic Feet Per Carton: 13.25</p> | <p>1004</p> <p>Base Price: \$1570<br/>Seat upcharge: +0<br/>Back upcharge: +0</p> <p>Does not stack.<br/>Active weight 350 lbs.<br/>Ergonomic Features M, N</p> | <table border="1"> <tr> <th colspan="12">STANDARD TEXTILE GRADES</th> </tr> <tr> <td></td><td></td><td></td><td></td><td></td><td></td><td></td><td></td><td></td><td></td><td></td><td></td><td></td> </tr> </table> |    |    |  |      |      |  |   |   |    |    |    | STANDARD TEXTILE GRADES |  |  |  |  |  |  |  |  |  |  |  |  |  |  |  |  |  |  |  |  |  |  |  |  |
|   |   | STANDARD TEXTILE GRADES   |    |    |  |      |      |  |   |   |    |    |    |                         |  |  |  |  |  |  |  |  |  |  |  |  |  |  |  |  |  |  |  |  |  |  |  |  |
|   |   |   |    |    |  |      |      |  |   |   |    |    |    |                         |  |  |  |  |  |  |  |  |  |  |  |  |  |  |  |  |  |  |  |  |  |  |  |  |
|   |   | <p><b>OVERALL DIMENSIONS</b></p> <p>W D H</p>   |    |    | <p><b>SEAT DIMENSIONS</b></p> <p>W D H</p> |      |      | <p><b>BACK DIMENSIONS</b></p> <p>W H</p> |   |   |    |    |    |                         |  |  |  |  |  |  |  |  |  |  |  |  |  |  |  |  |  |  |  |  |  |  |  |  |
| 24.5  | 22.5  | 30  | 22 | 18 | 18   | 20   | 12.5 |  |   |   |    |    |    |                         |  |  |  |  |  |  |  |  |  |  |  |  |  |  |  |  |  |  |  |  |  |  |  |  |
|   |   | <p>RTA 00</p>   |    |    |  |      |      |  |   |   |    |    |    |                         |  |  |  |  |  |  |  |  |  |  |  |  |  |  |  |  |  |  |  |  |  |  |  |  |
|  <p><b>Round Wood Back Armchair w/ Upholstered Seat Front</b><br/>COM Yardage: 1<br/>Freight Class: 300<br/>Product Weight (lbs.): 25<br/>Cubic Feet Per Carton: 13.25</p>                           | <p>1005</p> <p>Does not stack.<br/>Active weight 350 lbs.<br/>Ergonomic Features M, N</p>   | <table border="1"> <tr> <th colspan="12">STANDARD TEXTILE GRADES</th> </tr> <tr> <td></td><td></td><td></td><td></td><td></td><td></td><td></td><td></td><td></td><td></td><td></td><td></td><td></td> </tr> </table> |    |    |  |      |      |  |   |   |    |    |    | STANDARD TEXTILE GRADES |  |  |  |  |  |  |  |  |  |  |  |  |  |  |  |  |  |  |  |  |  |  |  |  |
|   |   | STANDARD TEXTILE GRADES   |    |    |  |      |      |  |   |   |    |    |    |                         |  |  |  |  |  |  |  |  |  |  |  |  |  |  |  |  |  |  |  |  |  |  |  |  |
|   |   |   |    |    |  |      |      |  |   |   |    |    |    |                         |  |  |  |  |  |  |  |  |  |  |  |  |  |  |  |  |  |  |  |  |  |  |  |  |
|   |   | <p><b>OVERALL DIMENSIONS</b></p> <p>W D H</p>   |    |    | <p><b>SEAT DIMENSIONS</b></p> <p>W D H</p> |      |      | <p><b>BACK DIMENSIONS</b></p> <p>W H</p> |   |   |    |    |    |                         |  |  |  |  |  |  |  |  |  |  |  |  |  |  |  |  |  |  |  |  |  |  |  |  |
| 24.5  | 22.5  | 30  | 22 | 18 | 18   | 20   | 12.5 |  |   |   |    |    |    |                         |  |  |  |  |  |  |  |  |  |  |  |  |  |  |  |  |  |  |  |  |  |  |  |  |
|   |   | <p>RTA 00</p>   |    |    |  |      |      |  |   |   |    |    |    |                         |  |  |  |  |  |  |  |  |  |  |  |  |  |  |  |  |  |  |  |  |  |  |  |  |

COMET™



model 2171 (BK)



model 2172 (TUN)



model 2174 (TUN)



model 2183 (BK)

STANDARD FEATURES













- Reinforced models incorporate welded corner gussets for additional strength and support.
- Heavy Duty models 2173 and 2174 use Ultracell seat foam for lasting comfort.
- Models 2171 and 2172 stack 5 high on floor or 8 high on dolly 2125WS for easy storage.
- **WS** models have a wall saver frame design.
- Models with corner gussets are not recommended for stacking due to their heavy duty design.
- Stacked chairs may leave frame impressions in chair(s) below.
- Two ganging plates are packed at no charge with each table to attach to two chairs only. Order separately for additional chair-to-chair ganging.
- All Specifications and Pricing are for 1 chair.

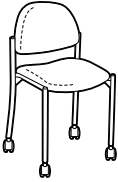



OPTIONAL FEATURES













- Optional steel cushioned glides (**B**) are available on models 2171, 2172, 2173, 2174, 2183, and 2184. Add \$36. Please specify.
- **Frame finish**  
Please Specify:  

|                         |                               |
|-------------------------|-------------------------------|
| ( <b>TBL</b> ) Black    | ( <b>TBZ</b> ) Buzz Blue      |
| ( <b>TCC</b> ) Cactus   | ( <b>TCR</b> ) Carrot         |
| ( <b>TDJ</b> ) Dijon    | ( <b>TDW</b> ) Designer White |
| ( <b>TEG</b> ) Eggplant | ( <b>TFO</b> ) Fog            |
| ( <b>TFR</b> ) Frost    | ( <b>TIN</b> ) Ink            |
| ( <b>TIV</b> ) Cloud    | ( <b>TKA</b> ) Kalua          |
| ( <b>TLA</b> ) Latte    | ( <b>TMO</b> ) Mocha          |
| ( <b>TOA</b> ) Toast    | ( <b>TNE</b> ) Nevada         |
| ( <b>TSH</b> ) Shadow   | ( <b>TSN</b> ) Sand           |
| ( <b>TSR</b> ) Scarlet  | ( <b>TTU</b> ) Tungsten       |

 Plated finish - Add \$36:  
 (**CHM**) Chrome
- Check textile availability prior to specifying upholstery material.

| DESCRIPTION   | FEATURES  | MODEL#               | STANDARD TEXTILE GRADES   |          |          |                        |          |          |                        |          |       |        |        |        |
|---|---|----------------------|---|----------|----------|------------------------|----------|----------|------------------------|----------|-------|--------|--------|--------|
|   |   |                      | 1   | 2        | 3        | 4                      | 5        | 6        | 7                      | 8        | 9     | 10     | 11     | 12     |
|  <p><b>Nesting Chair</b><br/>COM Yardage: 1<br/>Freight Class: 250<br/>Product Weight (lbs.): 15.33<br/>Cubic Feet Per Carton: 3.92 (3 per carton)</p>                | <p>Stacks 5 high on floor.<br/>Stacks 8 high on dolly.<br/>Ergonomic Features:<br/>M, N</p> | <p><b>2171WS</b></p> | \$435   | \$481    | \$509    | \$557                  | \$623    | \$643    | \$703                  | \$810    | \$863 | \$966  | \$1103 | \$1275 |
|   |   |                      | <b>OVERALL DIMENSIONS</b>   |          |          | <b>SEAT DIMENSIONS</b> |          |          | <b>BACK DIMENSIONS</b> |          |       |        |        |        |
|   |   |                      | <b>W</b>  | <b>D</b> | <b>H</b> | <b>W</b>               | <b>D</b> | <b>H</b> | <b>W</b>               | <b>H</b> |       |        |        |        |
|   | 23  | 23                   | 32.5  | 18       | 17       | 18.5                   | 17.5     | 15       |                        |          |       |        |        |        |
|   |   |                      |    |          |          |                        |          |          |                        |          |       |        |        |        |
|  <p><b>Reinforced Armchair w/casters</b><br/>COM Yardage: 1<br/>Freight Class: 250<br/>Product Weight (lbs.): 46<br/>Cubic Feet Per Carton: 11.75 (1 per carton)</p> | <p>Does not stack.<br/><br/>Ergonomic Features:<br/>M, N</p>                                | <p><b>2171C</b></p>  | \$567   | \$608    | \$637    | \$679                  | \$742    | \$765    | \$818                  | \$921    | \$966 | \$1064 | \$1190 | \$1352 |
|   |   |                      | <b>OVERALL DIMENSIONS</b>   |          |          | <b>SEAT DIMENSIONS</b> |          |          | <b>BACK DIMENSIONS</b> |          |       |        |        |        |
|   |   |                      | <b>W</b>  | <b>D</b> | <b>H</b> | <b>W</b>               | <b>D</b> | <b>H</b> | <b>W</b>               | <b>H</b> |       |        |        |        |
|   | 23  | 22                   | 32.5  | 18       | 17.5     | 18.5                   | 17       | 14       |                        |          |       |        |        |        |
|   |   |                      |    |          |          |                        |          |          |                        |          |       |        |        |        |
|  <p><b>Armless Stacking Chair</b><br/>COM Yardage: 1<br/>Freight Class: 250<br/>Product Weight (lbs.): 14.33<br/>Cubic Feet Per Carton: 3.83 (3 per carton)</p>      | <p>Stacks 5 high on floor.<br/>Ergonomic Features:<br/>M, N</p>                             | <p><b>2172WS</b></p> | \$345   | \$391    | \$419    | \$467                  | \$530    | \$554    | \$615                  | \$722    | \$773 | \$876  | \$1013 | \$1182 |
|   |   |                      | <b>OVERALL DIMENSIONS</b>   |          |          | <b>SEAT DIMENSIONS</b> |          |          | <b>BACK DIMENSIONS</b> |          |       |        |        |        |
|   |   |                      | <b>W</b>  | <b>D</b> | <b>H</b> | <b>W</b>               | <b>D</b> | <b>H</b> | <b>W</b>               | <b>H</b> |       |        |        |        |
|   | 19  | 23                   | 32.5  | 18       | 17.5     | 18.5                   | 17.5     | 14       |                        |          |       |        |        |        |
|   |   |                      |    |          |          |                        |          |          |                        |          |       |        |        |        |

| DESCRIPTION   | FEATURES  | MODEL#        | STANDARD TEXTILE GRADES   |          |          |                        |          |          |                        |          |        |        |        |        |  |
|---|---|---------------|---------------------------|----------|----------|------------------------|----------|----------|------------------------|----------|--------|--------|--------|--------|--|
|   |   |               | 1                         | 2        | 3        | 4                      | 5        | 6        | 7                      | 8        | 9      | 10     | 11     | 12     |  |
|  <p><b>Reinforced Armless Chair</b> w/casters<br/>COM Yardage: 1<br/>Freight Class: 250<br/>Product Weight (lbs.): 14.33<br/>Cubic Feet Per Carton: 4.5 (3 per carton)</p> | <p>Does not stack.<br/>Ergonomic Features:<br/>M, N</p> | <b>2172C</b>  | \$467                     | \$507    | \$535    | \$579                  | \$636    | \$661    | \$714                  | \$818    | \$866  | \$960  | \$1089 | \$1248 |  |
|   |   |               | <b>OVERALL DIMENSIONS</b> |          |          | <b>SEAT DIMENSIONS</b> |          |          | <b>BACK DIMENSIONS</b> |          |        |        |        |        |  |
|   |   |               | <b>W</b>                  | <b>D</b> | <b>H</b> | <b>W</b>               | <b>D</b> | <b>H</b> | <b>W</b>               | <b>H</b> |        |        |        |        |  |
|   |   |               | 19                        | 22       | 32.5     | 17.5                   | 17.5     | 14       | 17                     | 15       |        |        |        |        |  |
|   |   |               | RTA 00                    |          |          | FedEx                  |          |          | UPS                    |          |        |        |        |        |  |
|  <p><b>Reinforced Armchair</b><br/>COM Yardage: 1<br/>Freight Class: 250<br/>Product Weight (lbs.): 15.33<br/>Cubic Feet Per Carton: 3.92 (3 per carton)</p>               | <p>Does not stack.<br/>Ergonomic Features:<br/>M, N</p> | <b>2173WS</b> | \$591                     | \$634    | \$665    | \$712                  | \$776    | \$800    | \$858                  | \$966    | \$1019 | \$1121 | \$1258 | \$1428 |  |
|   |   |               | <b>OVERALL DIMENSIONS</b> |          |          | <b>SEAT DIMENSIONS</b> |          |          | <b>BACK DIMENSIONS</b> |          |        |        |        |        |  |
|   |   |               | <b>W</b>                  | <b>D</b> | <b>H</b> | <b>W</b>               | <b>D</b> | <b>H</b> | <b>W</b>               | <b>H</b> |        |        |        |        |  |
|   |   |               | 23                        | 23       | 32.5     | 18                     | 17.5     | 18.5     | 17.5                   | 14       |        |        |        |        |  |
|   |   |               | RTA 00                    |          |          | FedEx                  |          |          | UPS                    |          |        |        |        |        |  |
|  <p><b>Reinforced Armless Chair</b><br/>COM Yardage: 1<br/>Freight Class: 250<br/>Product Weight (lbs.): 14.33<br/>Cubic Feet Per Carton: 3.83 (3 per carton)</p>         | <p>Does not stack.<br/>Ergonomic Features:<br/>M, N</p> | <b>2174WS</b> | \$493                     | \$536    | \$567    | \$615                  | \$678    | \$702    | \$763                  | \$870    | \$921  | \$1024 | \$1161 | \$1330 |  |
|   |   |               | <b>OVERALL DIMENSIONS</b> |          |          | <b>SEAT DIMENSIONS</b> |          |          | <b>BACK DIMENSIONS</b> |          |        |        |        |        |  |
|   |   |               | <b>W</b>                  | <b>D</b> | <b>H</b> | <b>W</b>               | <b>D</b> | <b>H</b> | <b>W</b>               | <b>H</b> |        |        |        |        |  |
|   |   |               | 19                        | 23       | 32.5     | 18                     | 17       | 18.5     | 17.5                   | 13.5     |        |        |        |        |  |
|   |   |               | RTA 00                    |          |          | FedEx                  |          |          | UPS                    |          |        |        |        |        |  |
|  <p><b>Ganging Plate</b><br/>COM Yardage: N/A<br/>Freight Class: 70<br/>Product Weight (lbs.): 2.1<br/>Cubic Feet Per Carton: 0.1</p>                                    |   | <b>2176</b>   | \$91                      | -        | -        | -                      | -        | -        | -                      | -        | -      | -      | -      |        |  |
|   |   |               | <b>OVERALL DIMENSIONS</b> |          |          | <b>SEAT DIMENSIONS</b> |          |          | <b>BACK DIMENSIONS</b> |          |        |        |        |        |  |
|   |   |               | <b>W</b>                  | <b>D</b> | <b>H</b> | <b>W</b>               | <b>D</b> | <b>H</b> | <b>W</b>               | <b>H</b> |        |        |        |        |  |
|   |   |               | 13.25                     | 4.75     | 00.06    | -                      | -        | -        | -                      | -        |        |        |        |        |  |
|   |   |               | RTA 00                    |          |          | FedEx                  |          |          | UPS                    |          |        |        |        |        |  |

| DESCRIPTION   | FEATURES                                       | MODEL#                    | STANDARD TEXTILE GRADES   |   |   |          |          |                        |          |       |       |       |        |        |  |
|---|--|---------------------------|---|---|---|----------|----------|------------------------|----------|-------|-------|-------|--------|--------|--|
|   |  |                           | 1   | 2   | 3   | 4        | 5        | 6                      | 7        | 8     | 9     | 10    | 11     | 12     |  |
|  <p><b>Ganging Clamp</b><br/>COM Yardage: N/A<br/>Freight Class: 70<br/>Product Weight (lbs.): 0.2<br/>Cubic Feet Per Carton: 0.04</p>   |  | 2180                      | \$37  | -   | -   | -        | -        | -                      | -        | -     | -     | -     | -      | -      |  |
|   |  | <b>OVERALL DIMENSIONS</b> |   |   | <b>SEAT DIMENSIONS</b>  |          |          | <b>BACK DIMENSIONS</b> |          |       |       |       |        |        |  |
|   |  | <b>W</b>                  | <b>D</b>  | <b>H</b>  | <b>W</b>  | <b>D</b> | <b>H</b> | <b>W</b>               | <b>H</b> |       |       |       |        |        |  |
|   |  | 00.87                     | 7.75  | 1.5   | -   | -        | -        | -                      | -        |       |       |       |        |        |  |
|   |  |                           |    |    |    |          |          |                        |          |       |       |       |        |        |  |
|  <p><b>Reinforced Armchair</b> Square Back<br/>COM Yardage: 1<br/>Freight Class: 250<br/>Product Weight (lbs.): 15.33<br/>Cubic Feet Per Carton: 4.17 (3 per carton)</p>       | Does not stack.<br>Ergonomic Features:<br>M, N | 2183                      | \$452   | \$495   | \$523   | \$569    | \$633    | \$660                  | \$712    | \$823 | \$874 | \$974 | \$1107 | \$1276 |  |
|   |  | <b>OVERALL DIMENSIONS</b> |   |   | <b>SEAT DIMENSIONS</b>  |          |          | <b>BACK DIMENSIONS</b> |          |       |       |       |        |        |  |
|   |  | <b>W</b>                  | <b>D</b>  | <b>H</b>  | <b>W</b>  | <b>D</b> | <b>H</b> | <b>W</b>               | <b>H</b> |       |       |       |        |        |  |
|   |  | 23                        | 20  | 32  | 18  | 17.5     | 18.5     | 18                     | 13.5     |       |       |       |        |        |  |
|   |  |                           |    |    |    |          |          |                        |          |       |       |       |        |        |  |
|  <p><b>Reinforced Armless Chair</b> Square Back<br/>COM Yardage: 1<br/>Freight Class: 250<br/>Product Weight (lbs.): 14.33<br/>Cubic Feet Per Carton: 4.17 (3 per carton)</p> | Does not stack.<br>Ergonomic Features:<br>M, N | 2184                      | \$356   | \$397   | \$427   | \$473    | \$537    | \$560                  | \$618    | \$723 | \$773 | \$873 | \$1007 | \$1175 |  |
|   |  | <b>OVERALL DIMENSIONS</b> |   |   | <b>SEAT DIMENSIONS</b>  |          |          | <b>BACK DIMENSIONS</b> |          |       |       |       |        |        |  |
|   |  | <b>W</b>                  | <b>D</b>  | <b>H</b>  | <b>W</b>  | <b>D</b> | <b>H</b> | <b>W</b>               | <b>H</b> |       |       |       |        |        |  |
|   |  | 19.5                      | 20  | 32  | 18  | 17.5     | 18.5     | 18                     | 13.5     |       |       |       |        |        |  |
|   |  |                           |  |  |  |          |          |                        |          |       |       |       |        |        |  |

DIPLOMAT






model 2105

STANDARD FEATURES

- A contoured seat and back are accented by wood arms providing comfort and classic styling.
- Models 2105 and 2108 can be joined together using model 6526 ganging clamp.
- Does not stack.
- When upholstered in Leather, models will be in all Leather.
- Check textile availability prior to specifying upholstery material.

OPTIONAL FEATURES

- Frames are standard in a Black (TBL), Tungsten (TTU), or (TSH) Shadow frame finish at no upcharge and Chrome (CHM) frame finish, please add \$68.
- Wood capped arms are available in Absolute (AAM), Black (BKM), Cherry (ACM), Espresso Cafe (ECM), English Oak (EOM), Fruitwood (TFM), Gray (HGM), Honey (AHM), Mahogany (TMM), Maple (AVM), Medium Walnut (MWM), Natural Walnut (NLW), Night (ASM), Noce Biondo (NBM), Noce Grigio (NGM), Noce Leggero (NEM), Noce Medio (NMM), Shaker Cherry (SKM), Walnut (TWM), WC Cream (WTM), White (WHM) and Winter Cherry (WCM). Please Specify. Genuine maple faced veneers and solids are used.
- Optional steel cushioned glides (B) on model 2105. Add \$33. Please specify.

| DESCRIPTION   | FEATURES   | MODEL#      | STANDARD TEXTILE GRADES |       |       |                 |        |        |                 |        |        |        |        |        |
|---|--|-------------|-------------------------|-------|-------|-----------------|--------|--------|-----------------|--------|--------|--------|--------|--------|
|   |  |             | 1                       | 2     | 3     | 4               | 5      | 6      | 7               | 8      | 9      | 10     | 11     | 12     |
|  <p><b>Armchair</b> Wood caps arms<br/>COM Yardage: 1.25<br/>Freight Class: 250<br/>Product Weight (lbs.): 25<br/>Cubic Feet Per Carton: 11.75</p> | <p>Does not stack.</p> <p>Ergonomic Features:<br/>M, N</p> | <p>2105</p> | \$798                   | \$848 | \$886 | \$939           | \$1018 | \$1046 | \$1112          | \$1244 | \$1307 | \$1425 | \$1592 | \$1794 |
|   |  |             | OVERALL DIMENSIONS      |       |       | SEAT DIMENSIONS |        |        | BACK DIMENSIONS |        |        |        |        |        |
|   |  |             | W                       | D     | H     | W               | D      | H      | W               | H      |        |        |        |        |
|   |  |             | 24                      | 22    | 34.5  | 20.5            | 17     | 18.5   | 20.5            | 16     |        |        |        |        |
|   |  |             | RTA 00                  |       | FedEx |                 | ups    |        |                 |        |        |        |        |        |
|  <p><b>Armless Side Chair</b><br/>COM Yardage: 1.25<br/>Freight Class: 300<br/>Product Weight (lbs.): 22<br/>Cubic Feet Per Carton: 11.75</p>    | <p>Does not stack.</p> <p>Ergonomic Features:<br/>M, N</p> | <p>2108</p> | \$566                   | \$616 | \$655 | \$714           | \$794  | \$825  | \$898           | \$1034 | \$1100 | \$1226 | \$1397 | \$1612 |
|   |  |             | OVERALL DIMENSIONS      |       |       | SEAT DIMENSIONS |        |        | BACK DIMENSIONS |        |        |        |        |        |
|   |  |             | W                       | D     | H     | W               | D      | H      | W               | H      |        |        |        |        |
|   |  |             | 21.5                    | 22    | 34.5  | 20.5            | 17     | 18.5   | 20.5            | 16     |        |        |        |        |
|   |  |             | RTA 00                  |       |       |                 |        |        |                 |        |        |        |        |        |
|  <p><b>Armless Barstool</b><br/>COM Yardage: 1.25<br/>Freight Class: 250<br/>Product Weight (lbs.): 30<br/>Cubic Feet Per Carton: 14.75</p>      | <p>Does not stack.</p> <p>Ergonomic Features:<br/>M, N</p> | <p>2109</p> | \$816                   | \$866 | \$907 | \$964           | \$1046 | \$1075 | \$1149          | \$1285 | \$1349 | \$1476 | \$1647 | \$1861 |
|   |  |             | OVERALL DIMENSIONS      |       |       | SEAT DIMENSIONS |        |        | BACK DIMENSIONS |        |        |        |        |        |
|   |  |             | W                       | D     | H     | W               | D      | H      | W               | H      |        |        |        |        |
|   |  |             | 21                      | 23.5  | 44.5  | 20              | 17     | 28     | 20.5            | 17.5   |        |        |        |        |
|   |  |             | RTA 00                  |       |       |                 |        |        |                 |        |        |        |        |        |

DUET™



model 6620



model 6621G



model 6627



model 6623TR



model 6632



model 6720



model 6692 (2 units) on 6500S2 (Beam)

STANDARD FEATURES











- Unique high density seating that is both comfortable and durable.
- Tablet arms are extremely rugged and meets ANSI-BIFMA testing requirements. Tablet hinges up to allow ease of egress. Tablet slides forward and back to accommodate any body size comfortably. Tablet models do not stack.
- Standard tablet (**D8**) size is 18"D x 14 1/2"W and is made of black polymer. Tablets are attached at the left or right (as seated). Tablet arms are not available on stools. Tablet models do not stack.
- All sled-base models have a wall saver frame design with rear legs contacting the wall first leaving clearance between the seat back and wall.
- Armless "G" models feature a patented interlocking feature that allows chairs to be ganged together in rows.
- Model 6626 ganging clamp set is available for use on all armchairs and standard armless models. These brackets snap on the front and rear of the sled base allowing these models to connect together in rows. In Black finish only.
- Clear polycarbonate glides (**CG**) are standard and suitable for carpet, rubber or concrete flooring.
- Weight capacity for this series is 300 lbs.
- Dual wheel carpet casters (**C1**) are standard on task chairs.
- Duet beam seating consists of upper seat units (models 6690, 6691, 6692, 6693, 6697 and 6698) including mounting brackets and all hardware necessary for attachment to beam.
- For all beam components, tables and a complete list of available upper seat units, see Beam Seating series.
- **Specifications and pricing are for 1 chair.**
- Pedestal base models provide fixed location seating for use in auditoriums, classrooms, jury boxes, public venues and more. The base must be mounted to the floor (mounting hardware not included). See Pedestal Base Installation Guide for details.
- Check textile availability prior to specifying upholstery material.





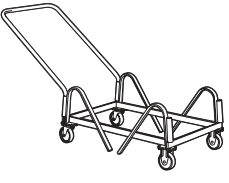

OPTIONAL FEATURES

- Polypropylene seats, backs and coordinating arms are available in 14 designer colors. Choose from Buzz Blue (**BZB**), Cactus (**CCT**), Carrot (**CRO**), Cloud (**IVC**), Dijon (**DJN**), Eggplant (**EGP**), Fog (**FOG**), Frost (**FRO**), Ink (**INK**), Latte (**LAB**), Night (**BLK**), Sand (**SND**), Scarlet (**SAR**), and Shadow (**SHW**).
- An optional 18.5"D x 18.5"W high pressure laminate writing tablet is available. The core is hardwood veneer plywood with radiused edge finished in clear lacquer. This writing tablet is offered in the following finishes: Black (**BLK**), Clear Maple (**CMB**), Designer White (**DWT**) and Noce Grigio (**NGL**). Please specify. Add \$68.
- Chairs will have additional stitch details when upholstered in vinyl.
- A selection of glide options is available. Glide must be chosen to best suit flooring type and site conditions.
- Chrome frame is optionally available without glides (**WS**) and is suitable for rubberized and carpeted floors, please specify. No upcharge
- Glides with felt pads (**FG**) are available for vinyl sheet, cork or laminate flooring, please specify. Add \$36
- Glides with rubber pads (**RG**) are available for vinyl, hardwood, laminate, stone or ceramic flooring, please specify. Add \$36.
- Glides with stainless steel pads (**SG**) are available for carpet or rubber flooring, please specify. Add \$36.
- For task base models, hard surface flooring casters are available. Specify (**C9R**). Add \$76.
- Pedestal base models have black base with 2" height adjustable cylinders. Specify (**SH**) swivel, auto return to max height (no upcharge); (**SN**) non-swivel, auto return to max height (Add \$23); or, (**SC**) swivel, self-centering and return to max height (add \$35).







|                                       | Duet Chairs Stacking Capability |                         | Duet Stools Stacking Capability |                   |
|---------------------------------------|---------------------------------|-------------------------|---------------------------------|-------------------|
|                                       | Stacking on floor               | Stacking on dolly #6624 | Stacking on floor               | Stacking on dolly |
| <b>Armless</b>                        |                                 |                         |                                 |                   |
| Polypropylene seat & back             | up to 12 high                   | up to 40* high          | up to 12 high                   | N/A               |
| Polypropylene back & upholstered seat | up to 5 high                    | up to 12 high           | up to 5 high                    | N/A               |
| Upholstered seat & back               | up to 5 high                    | up to 12 high           | up to 5 high                    | N/A               |
| <b>With Arms</b>                      |                                 |                         |                                 |                   |
| Polypropylene seat & back             | up to 5 high                    | up to 24 high           | up to 5 high                    | N/A               |
| Polypropylene back & upholstered seat | up to 5 high                    | up to 12 high           | up to 5 high                    | N/A               |
| Upholstered seat & back               | up to 5 high                    | up to 12 high           | up to 5 high                    | N/A               |






\* THROUGH 80" DOORWAY, STACKS 36 HIGH






| DESCRIPTION   | FEATURES   | MODEL#                    | STANDARD TEXTILE GRADES   |          |                        |          |          |                        |          |       |       |        |        |        |
|---|--|---------------------------|---|----------|------------------------|----------|----------|------------------------|----------|-------|-------|--------|--------|--------|
|   |  |                           | 1   | 2        | 3                      | 4        | 5        | 6                      | 7        | 8     | 9     | 10     | 11     | 12     |
|  <p><b>Arm Chair</b><br/>COM Yardage: N/A<br/>Freight Class: 150<br/>Product Weight (lbs.): 19<br/>Cubic Feet Per Carton: 4.63 (4 per carton)</p>  | Stacks 5 high on floor.<br>Stacks 24 high on dolly.                      | <b>6620</b>               | \$389   | -        | -                      | -        | -        | -                      | -        | -     | -     | -      | -      | -      |
|   |  | <b>OVERALL DIMENSIONS</b> |   |          | <b>SEAT DIMENSIONS</b> |          |          | <b>BACK DIMENSIONS</b> |          |       |       |        |        |        |
|   |  | <b>W</b>                  | <b>D</b>  | <b>H</b> | <b>W</b>               | <b>D</b> | <b>H</b> | <b>W</b>               | <b>H</b> |       |       |        |        |        |
|   |  | 25.5                      | 22.75   | 33.25    | 18                     | 17.5     | 16.5     | 18                     | 16       |       |       |        |        |        |
|   |  |                           | <b>RTA 00</b>   |          |                        |          |          |                        |          |       |       |        |        |        |
|   <p><b>6621</b>      <b>6621G</b></p> <p><b>Armless Chair</b><br/>COM Yardage: N/A<br/>Freight Class: 150<br/>Product Weight (lbs.): 20.5<br/>Cubic Feet Per Carton: 3.5(4 per carton)</p> | Stacks 12 high on floor.<br>Stacks 40 high on dolly.                     | <b>6621</b>               | \$276   | -        | -                      | -        | -        | -                      | -        | -     | -     | -      | -      |        |
|   |  | <b>6621G</b>              | \$293   | -        | -                      | -        | -        | -                      | -        | -     | -     | -      | -      |        |
|   |  | <b>OVERALL DIMENSIONS</b> |   |          | <b>SEAT DIMENSIONS</b> |          |          | <b>BACK DIMENSIONS</b> |          |       |       |        |        |        |
|   |  | <b>W</b>                  | <b>D</b>  | <b>H</b> | <b>W</b>               | <b>D</b> | <b>H</b> | <b>W</b>               | <b>H</b> |       |       |        |        |        |
| 20.75   | 22.75  | 33.25                     | 18  | 17.5     | 17                     | 18       | 16       |                        |          |       |       |        |        |        |
|   |  |                           | <b>RTA 00</b>       |          |                        |          |          |                        |          |       |       |        |        |        |
|  <p><b>Armless Chair w/Back pack rack</b><br/>COM Yardage: N/A<br/>Freight Class: 250<br/>Product Weight (lbs.): 25<br/>Cubic Feet Per Carton: 11.25 (1 per carton)</p>   | Does not stack.  | <b>6621P</b>              | \$459   | -        | -                      | -        | -        | -                      | -        | -     | -     | -      | -      |        |
|   |  | <b>OVERALL DIMENSIONS</b> |   |          | <b>SEAT DIMENSIONS</b> |          |          | <b>BACK DIMENSIONS</b> |          |       |       |        |        |        |
|   |  | <b>W</b>                  | <b>D</b>  | <b>H</b> | <b>W</b>               | <b>D</b> | <b>H</b> | <b>W</b>               | <b>H</b> |       |       |        |        |        |
|   |  | 20.75                     | 22.75   | 33.25    | 18                     | 17.5     | 16.5     | 18                     | 16       |       |       |        |        |        |
|   |  |                           | <b>RTA 00</b>   |          |                        |          |          |                        |          |       |       |        |        |        |
|  <p><b>Armless Chair w/Tablet</b><br/>COM Yardage: N/A<br/>Freight Class: 150<br/>Product Weight (lbs.): 32<br/>Cubic Feet Per Carton: 8 (2 per carton)</p>  | Does not stack.  | <b>6621TR</b>             | \$690   | -        | -                      | -        | -        | -                      | -        | -     | -     | -      | -      |        |
|   |  | <b>6621TL</b>             |   | -        | -                      | -        | -        | -                      | -        | -     | -     | -      | -      |        |
|   |  | <b>OVERALL DIMENSIONS</b> |   |          | <b>SEAT DIMENSIONS</b> |          |          | <b>BACK DIMENSIONS</b> |          |       |       |        |        |        |
|   |  | <b>W</b>                  | <b>D</b>  | <b>H</b> | <b>W</b>               | <b>D</b> | <b>H</b> | <b>W</b>               | <b>H</b> |       |       |        |        |        |
| 24.5  | 27.75  | 33.25                     | 18  | 17.5     | 16.5                   | 18       | 16       |                        |          |       |       |        |        |        |
|   |  |                           | <b>RTA 00</b>   |          |                        |          |          |                        |          |       |       |        |        |        |
|  <p><b>Armchair</b><br/>COM Yardage: 0.75<br/>Freight Class: 150<br/>Product Weight (lbs.): 25<br/>Cubic Feet Per Carton: 5.56 (4 per carton)</p>  | Upholstered Seat.<br>Stacks 5 high on floor.<br>Stacks 12 high on dolly. | <b>6622</b>               | \$503   | \$544    | \$574                  | \$617    | \$680    | \$701                  | \$756    | \$861 | \$912 | \$1007 | \$1139 | \$1301 |
|   |  | <b>OVERALL DIMENSIONS</b> |   |          | <b>SEAT DIMENSIONS</b> |          |          | <b>BACK DIMENSIONS</b> |          |       |       |        |        |        |
|   |  | <b>W</b>                  | <b>D</b>  | <b>H</b> | <b>W</b>               | <b>D</b> | <b>H</b> | <b>W</b>               | <b>H</b> |       |       |        |        |        |
|   |  | 25.5                      | 23  | 33.25    | 18                     | 17.5     | 17       | 18                     | 16       |       |       |        |        |        |
|   |  |                           | <b>RTA 00</b>   |          |                        |          |          |                        |          |       |       |        |        |        |





















| DESCRIPTION  | FEATURES   | MODEL#           | STANDARD TEXTILE GRADES  |       |       |       |       |        |        |        |        |        |        |        |
|--|--|------------------|--|-------|-------|-------|-------|--------|--------|--------|--------|--------|--------|--------|
|  |  |                  | 1  | 2     | 3     | 4     | 5     | 6      | 7      | 8      | 9      | 10     | 11     | 12     |
| <br>6623  |  | 6623             | \$382  | \$423 | \$453 | \$496 | \$559 | \$580  | \$635  | \$740  | \$791  | \$886  | \$1018 | \$1180 |
|  |  |                  | <b>OVERALL DIMENSIONS</b><br>W D H <b>SEAT DIMENSIONS</b><br>W D H <b>BACK DIMENSIONS</b><br>W H |       |       |       |       |        |        |        |        |        |        |        |
| <b>Armless Chair</b><br>COM Yardage: 0.75<br>Freight Class: 150<br>Product Weight (lbs.): 21<br>Cubic Feet Per Carton: 4.63 (4 per carton)                   | Upholstered Seat.<br>Stacks 5 high on floor.<br>Stacks 12 high on dolly. |                  | 20.5   | 23    | 33.25 | 18    | 17.5  | 17     | 18     | 16     |        |        |        |        |
|  |  |                  | RTA 00   |       |       |       |       |        |        |        |        |        |        |        |
| <br>6623G   |  | 6623G            | \$411  | \$452 | \$482 | \$525 | \$588 | \$609  | \$664  | \$769  | \$820  | \$915  | \$1047 | \$1209 |
|  |  |                  | Ganging  |       |       |       |       |        |        |        |        |        |        |        |
|  |  |                  | RTA 00   |       |       |       |       |        |        |        |        |        |        |        |
|   |  | 6623P            | \$569  | \$612 | \$643 | \$689 | \$754 | \$778  | \$836  | \$943  | \$996  | \$1099 | \$1234 | \$1406 |
|  |  |                  | <b>OVERALL DIMENSIONS</b><br>W D H <b>SEAT DIMENSIONS</b><br>W D H <b>BACK DIMENSIONS</b><br>W H |       |       |       |       |        |        |        |        |        |        |        |
| <b>Armless Chair w/Back pack rack</b><br>COM Yardage: 0.75<br>Freight Class: 250<br>Product Weight (lbs.): 28<br>Cubic Feet Per Carton: 11.25 (1 per carton) | Upholstered Seat.<br>Does not stack.                                     |                  | 20.5   | 23    | 33.25 | 18    | 17.5  | 17     | 18     | 16     |        |        |        |        |
|  |  |                  | RTA 00   |       |       |       |       |        |        |        |        |        |        |        |
|    |  | 6623TR<br>6623TL | \$801  | \$848 | \$880 | \$928 | \$997 | \$1021 | \$1083 | \$1199 | \$1256 | \$1364 | \$1512 | \$1697 |
|  |  |                  | <b>OVERALL DIMENSIONS</b><br>W D H <b>SEAT DIMENSIONS</b><br>W D H <b>BACK DIMENSIONS</b><br>W H |       |       |       |       |        |        |        |        |        |        |        |
| <b>Armless Chair w/Tablet</b><br>COM Yardage: 1<br>Freight Class: 250<br>Product Weight (lbs.): 29<br>Cubic Feet Per Carton: 16 (2 per carton)               | Upholstered Seat.<br>Does not stack.                                     |                  | 24.5   | 27.75 | 33.25 | 18    | 17.5  | 17     | 18     | 15.5   |        |        |        |        |
|  |  |                  | RTA 00   |       |       |       |       |        |        |        |        |        |        |        |
|   |  | 6624             | \$815  | -     | -     | -     | -     | -      | -      | -      | -      | -      | -      | -      |
|  |  |                  | <b>OVERALL DIMENSIONS</b><br>W D H <b>SEAT DIMENSIONS</b><br>W D H <b>BACK DIMENSIONS</b><br>W H |       |       |       |       |        |        |        |        |        |        |        |
| <b>Dolly</b><br>COM Yardage: N/A<br>Freight Class: 150<br>Product Weight (lbs.): 40<br>Cubic Feet Per Carton: 9.5 (1 per carton)                             |  |                  | 22.5   | 51    | 38.25 | -     | -     | -      | -      | -      | -      | -      | -      | -      |
|  |  |                  | RTA 1      FedEx      UPS  |       |       |       |       |        |        |        |        |        |        |        |
|   |  | 6626             | \$32   | -     | -     | -     | -     | -      | -      | -      | -      | -      | -      | -      |
|  |  |                  | <b>OVERALL DIMENSIONS</b><br>W D H <b>SEAT DIMENSIONS</b><br>W D H <b>BACK DIMENSIONS</b><br>W H |       |       |       |       |        |        |        |        |        |        |        |
| <b>Ganging Clamp Set - 2 Clamps</b><br>COM Yardage: N/A<br>Freight Class: 70<br>Product Weight (lbs.): 0.3<br>Cubic Feet Per Carton: 0.01 (1 set per carton) |  |                  | 1  | 6.5   | 00.75 | -     | -     | -      | -      | -      |        |        |        |        |
|  |  |                  | RTA 00      FedEx      UPS   |       |       |       |       |        |        |        |        |        |        |        |






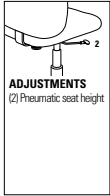




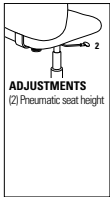




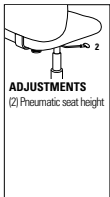


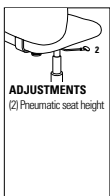



# MULTI-PURPOSE


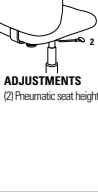


















| DESCRIPTION  | FEATURES   | MODEL# | STANDARD TEXTILE GRADES   |          |          |                        |          |          |                        |          |        |        |        |        |
|--|--|--------|---------------------------|----------|----------|------------------------|----------|----------|------------------------|----------|--------|--------|--------|--------|
|  |  |        | 1                         | 2        | 3        | 4                      | 5        | 6        | 7                      | 8        | 9      | 10     | 11     | 12     |
|  <p><b>Armchair</b><br/>COM Yardage: 0.75<br/>Freight Class: 150<br/>Product Weight (lbs.): 27<br/>Cubic Feet Per Carton: 5.56 (4 per carton)</p>                         | <p>Upholstered Seat and Back.<br/>Stacks 5 high on floor.<br/>Stacks 12 high on dolly.</p> | 6627   | \$554                     | \$625    | \$658    | \$700                  | \$770    | \$789    | \$847                  | \$956    | \$1008 | \$1109 | \$1248 | \$1422 |
|  |  |        | <b>OVERALL DIMENSIONS</b> |          |          | <b>SEAT DIMENSIONS</b> |          |          | <b>BACK DIMENSIONS</b> |          |        |        |        |        |
|  |  |        | <b>W</b>                  | <b>D</b> | <b>H</b> | <b>W</b>               | <b>D</b> | <b>H</b> | <b>W</b>               | <b>H</b> |        |        |        |        |
|  |  |        | 25.5                      | 23       | 33.25    | 18                     | 17.5     | 17       | 18                     | 16       |        |        |        |        |
|  |  |        | <b>RTA 00</b>             |          |          |                        |          |          |                        |          |        |        |        |        |
|  <p><b>Armless Chair</b><br/>COM Yardage: 0.75<br/>Freight Class: 150<br/>Product Weight (lbs.): 23<br/>Cubic Feet Per Carton: 4.63 (4 per carton)</p>                    | <p>Upholstered Seat and Back.<br/>Stacks 5 high on floor.<br/>Stacks 12 high on dolly.</p> | 6628   | \$449                     | \$517    | \$547    | \$590                  | \$658    | \$679    | \$736                  | \$846    | \$900  | \$1000 | \$1137 | \$1309 |
|  |  |        | <b>OVERALL DIMENSIONS</b> |          |          | <b>SEAT DIMENSIONS</b> |          |          | <b>BACK DIMENSIONS</b> |          |        |        |        |        |
|  |  |        | <b>W</b>                  | <b>D</b> | <b>H</b> | <b>W</b>               | <b>D</b> | <b>H</b> | <b>W</b>               | <b>H</b> |        |        |        |        |
|  |  |        | 20.5                      | 23       | 33.25    | 18                     | 17       | 17       | 18                     | 15.5     |        |        |        |        |
|  |  |        | <b>RTA 00</b>             |          |          |                        |          |          |                        |          |        |        |        |        |
|  <p><b>Armless Chair Ganging</b></p>  | <p>Upholstered Seat and Back.<br/>Stacks 5 high on floor.<br/>Stacks 12 high on dolly.</p> | 6628G  | \$466                     | \$533    | \$561    | \$606                  | \$674    | \$698    | \$755                  | \$864    | \$917  | \$1018 | \$1154 | \$1325 |
|  |  |        | <b>OVERALL DIMENSIONS</b> |          |          | <b>SEAT DIMENSIONS</b> |          |          | <b>BACK DIMENSIONS</b> |          |        |        |        |        |
|  |  |        | <b>W</b>                  | <b>D</b> | <b>H</b> | <b>W</b>               | <b>D</b> | <b>H</b> | <b>W</b>               | <b>H</b> |        |        |        |        |
|  |  |        | 20.5                      | 23       | 33.25    | 18                     | 17       | 17       | 18                     | 15.5     |        |        |        |        |
|  |  |        | <b>RTA 00</b>             |          |          |                        |          |          |                        |          |        |        |        |        |
|  <p><b>Armless Chair w/Back pack rack</b><br/>COM Yardage: 0.75<br/>Freight Class: 250<br/>Product Weight (lbs.): 30<br/>Cubic Feet Per Carton: 11.25 (1 per carton)</p> | <p>Upholstered Seat and Back.<br/>Does not stack.</p>                                      | 6628P  | \$643                     | \$686    | \$717    | \$765                  | \$828    | \$852    | \$911                  | \$1018   | \$1073 | \$1174 | \$1310 | \$1480 |
|  |  |        | <b>OVERALL DIMENSIONS</b> |          |          | <b>SEAT DIMENSIONS</b> |          |          | <b>BACK DIMENSIONS</b> |          |        |        |        |        |
|  |  |        | <b>W</b>                  | <b>D</b> | <b>H</b> | <b>W</b>               | <b>D</b> | <b>H</b> | <b>W</b>               | <b>H</b> |        |        |        |        |
|  |  |        | 20.5                      | 23       | 33.25    | 18                     | 17       | 17       | 18                     | 15.5     |        |        |        |        |
|  |  |        | <b>RTA 00</b>             |          |          |                        |          |          |                        |          |        |        |        |        |
|  <p><b>Barstool with Arms</b><br/>COM Yardage: N/A<br/>Freight Class: 250<br/>Product Weight (lbs.): 30<br/>Cubic Feet Per Carton: 10.75 (2 per carton)</p>             | <p>Stacks 5 high on floor.</p>   | 6630   | \$677                     | -        | -        | -                      | -        | -        | -                      | -        | -      | -      | -      | -      |
|  |  |        | <b>OVERALL DIMENSIONS</b> |          |          | <b>SEAT DIMENSIONS</b> |          |          | <b>BACK DIMENSIONS</b> |          |        |        |        |        |
|  |  |        | <b>W</b>                  | <b>D</b> | <b>H</b> | <b>W</b>               | <b>D</b> | <b>H</b> | <b>W</b>               | <b>H</b> |        |        |        |        |
|  |  |        | 25.5                      | 23.5     | 45       | 18                     | 17.5     | 29.5     | 18                     | 16       |        |        |        |        |
|  |  |        | <b>RTA 00</b>             |          |          |                        |          |          |                        |          |        |        |        |        |
|  <p><b>Armless Barstool</b><br/>COM Yardage: N/A<br/>Freight Class: 250<br/>Product Weight (lbs.): 29<br/>Cubic Feet Per Carton: 8.75 (2 per carton)</p>                | <p>Stacks 12 high on floor.</p>  | 6631   | \$504                     | -        | -        | -                      | -        | -        | -                      | -        | -      | -      | -      | -      |
|  |  |        | <b>OVERALL DIMENSIONS</b> |          |          | <b>SEAT DIMENSIONS</b> |          |          | <b>BACK DIMENSIONS</b> |          |        |        |        |        |
|  |  |        | <b>W</b>                  | <b>D</b> | <b>H</b> | <b>W</b>               | <b>D</b> | <b>H</b> | <b>W</b>               | <b>H</b> |        |        |        |        |
|  |  |        | 20.75                     | 23.5     | 45       | 18                     | 17.5     | 29.5     | 18                     | 16       |        |        |        |        |
|  |  |        | <b>RTA 00</b>             |          |          |                        |          |          |                        |          |        |        |        |        |


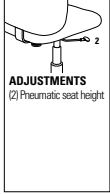

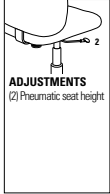

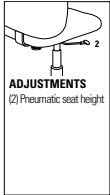
| DESCRIPTION   | FEATURES  | MODEL# | STANDARD TEXTILE GRADES   |          |          |                        |          |          |                        |          |        |        |        |        |
|---|---|--------|---------------------------|----------|----------|------------------------|----------|----------|------------------------|----------|--------|--------|--------|--------|
|   |   |        | 1                         | 2        | 3        | 4                      | 5        | 6        | 7                      | 8        | 9      | 10     | 11     | 12     |
|  <p><b>Barstool with Arms</b><br/>COM Yardage: 0.75<br/>Freight Class: 250<br/>Product Weight (lbs.): 31<br/>Cubic Feet Per Carton: 10.75 (2 per carton)</p>       | Upholstered Seat<br>Stacks 5 high on floor            | 6632   | \$780                     | \$820    | \$851    | \$894                  | \$959    | \$977    | \$1036                 | \$1140   | \$1189 | \$1286 | \$1416 | \$1578 |
|   |   |        | <b>OVERALL DIMENSIONS</b> |          |          | <b>SEAT DIMENSIONS</b> |          |          | <b>BACK DIMENSIONS</b> |          |        |        |        |        |
|   |   |        | <b>W</b>                  | <b>D</b> | <b>H</b> | <b>W</b>               | <b>D</b> | <b>H</b> | <b>W</b>               | <b>H</b> |        |        |        |        |
|   |   |        | 25.5                      | 23.5     | 45       | 18                     | 17.5     | 30       | 18                     | 15.5     |        |        |        |        |
|   |   |        | <b>RTA 00</b>             |          |          |                        |          |          |                        |          |        |        |        |        |
|  <p><b>Armless Barstool</b><br/>COM Yardage: 0.75<br/>Freight Class: 250<br/>Product Weight (lbs.): 30<br/>Cubic Feet Per Carton: 17.5 (2 per carton)</p>          | Upholstered Seat.<br>Stacks 5 high on floor.          | 6633   | \$603                     | \$644    | \$674    | \$717                  | \$781    | \$801    | \$858                  | \$961    | \$1012 | \$1109 | \$1240 | \$1401 |
|   |   |        | <b>OVERALL DIMENSIONS</b> |          |          | <b>SEAT DIMENSIONS</b> |          |          | <b>BACK DIMENSIONS</b> |          |        |        |        |        |
|   |   |        | <b>W</b>                  | <b>D</b> | <b>H</b> | <b>W</b>               | <b>D</b> | <b>H</b> | <b>W</b>               | <b>H</b> |        |        |        |        |
|   |   |        | 20.75                     | 23.5     | 45       | 18                     | 17.5     | 30       | 18                     | 15.5     |        |        |        |        |
|   |   |        | <b>RTA 00</b>             |          |          |                        |          |          |                        |          |        |        |        |        |
|  <p><b>Barstool with Arms</b><br/>COM Yardage: 0.75<br/>Freight Class: 250<br/>Product Weight (lbs.): 31.5<br/>Cubic Feet Per Carton: 10.75 (2 per carton)</p>    | Upholstered Seat and Back.<br>Stacks 3 high on floor. | 6637   | \$824                     | \$864    | \$894    | \$938                  | \$1002   | \$1021   | \$1079                 | \$1182   | \$1233 | \$1330 | \$1460 | \$1622 |
|   |   |        | <b>OVERALL DIMENSIONS</b> |          |          | <b>SEAT DIMENSIONS</b> |          |          | <b>BACK DIMENSIONS</b> |          |        |        |        |        |
|   |   |        | <b>W</b>                  | <b>D</b> | <b>H</b> | <b>W</b>               | <b>D</b> | <b>H</b> | <b>W</b>               | <b>H</b> |        |        |        |        |
|   |   |        | 25.5                      | 23.5     | 45       | 18                     | 17.5     | 30       | 18                     | 15.5     |        |        |        |        |
|   |   |        | <b>RTA 00</b>             |          |          |                        |          |          |                        |          |        |        |        |        |
|  <p><b>Armless Barstool</b><br/>COM Yardage: 0.75<br/>Freight Class: 250<br/>Product Weight (lbs.): 30.5<br/>Cubic Feet Per Carton: 8.75 (2 per carton)</p>      | Upholstered Seat and Back.<br>Stacks 3 high on floor. | 6638   | \$707                     | \$748    | \$778    | \$820                  | \$885    | \$904    | \$962                  | \$1065   | \$1116 | \$1211 | \$1340 | \$1505 |
|   |   |        | <b>OVERALL DIMENSIONS</b> |          |          | <b>SEAT DIMENSIONS</b> |          |          | <b>BACK DIMENSIONS</b> |          |        |        |        |        |
|   |   |        | <b>W</b>                  | <b>D</b> | <b>H</b> | <b>W</b>               | <b>D</b> | <b>H</b> | <b>W</b>               | <b>H</b> |        |        |        |        |
|   |   |        | 20.75                     | 23.5     | 45       | 18                     | 17.5     | 30       | 18                     | 15.5     |        |        |        |        |
|   |   |        | <b>RTA 00</b>             |          |          |                        |          |          |                        |          |        |        |        |        |
|  <p><b>Counter Stool with Arms</b><br/>COM Yardage: N/A<br/>Freight Class: 250<br/>Product Weight (lbs.): 25<br/>Cubic Feet Per Carton: 10.75 (2 per carton)</p> | Stacks 5 high on floor.                               | 6660   | \$677                     | -        | -        | -                      | -        | -        | -                      | -        | -      | -      | -      | -      |
|   |   |        | <b>OVERALL DIMENSIONS</b> |          |          | <b>SEAT DIMENSIONS</b> |          |          | <b>BACK DIMENSIONS</b> |          |        |        |        |        |
|   |   |        | <b>W</b>                  | <b>D</b> | <b>H</b> | <b>W</b>               | <b>D</b> | <b>H</b> | <b>W</b>               | <b>H</b> |        |        |        |        |
|   |   |        | 25.5                      | 23.5     | 39.5     | 18                     | 17.5     | 24       | 18                     | 16       |        |        |        |        |
|   |   |        | <b>RTA 00</b>             |          |          |                        |          |          |                        |          |        |        |        |        |

| DESCRIPTION   | FEATURES  | MODEL# | STANDARD TEXTILE GRADES   |          |          |                        |          |          |                        |          |        |        |        |        |   |  |
|---|---|--------|---------------------------|----------|----------|------------------------|----------|----------|------------------------|----------|--------|--------|--------|--------|---|--|
|   |   |        | 1                         | 2        | 3        | 4                      | 5        | 6        | 7                      | 8        | 9      | 10     | 11     | 12     |   |  |
|  <p><b>Armless Counter Stool</b><br/>COM Yardage: N/A<br/>Freight Class: 250<br/>Product Weight (lbs.): 24 (2 per carton)</p>                                      | Stacks 12 high on floor.                              | 6661   | \$504                     | -        | -        | -                      | -        | -        | -                      | -        | -      | -      | -      | -      | - |  |
|   |   |        | <b>OVERALL DIMENSIONS</b> |          |          | <b>SEAT DIMENSIONS</b> |          |          | <b>BACK DIMENSIONS</b> |          |        |        |        |        |   |  |
|   |   |        | <b>W</b>                  | <b>D</b> | <b>H</b> | <b>W</b>               | <b>D</b> | <b>H</b> | <b>W</b>               | <b>H</b> |        |        |        |        |   |  |
|   |   |        | 20.75                     | 23.5     | 39.5     | 18                     | 17.5     | 24       | 18                     | 16       |        |        |        |        |   |  |
|   |   |        | <b>RTA 00</b>             |          |          |                        |          |          |                        |          |        |        |        |        |   |  |
|  <p><b>Counter Stool w/Arms</b><br/>COM Yardage: 0.75<br/>Freight Class: 250<br/>Product Weight (lbs.): 26<br/>Cubic Feet Per Carton: 10.75 (2 per carton)</p>     | Upholstered Seat.<br>Stacks 5 high on floor.          | 6662   | \$780                     | \$820    | \$850    | \$894                  | \$959    | \$977    | \$1036                 | \$1140   | \$1189 | \$1286 | \$1416 | \$1578 |   |  |
|   |   |        | <b>OVERALL DIMENSIONS</b> |          |          | <b>SEAT DIMENSIONS</b> |          |          | <b>BACK DIMENSIONS</b> |          |        |        |        |        |   |  |
|   |   |        | <b>W</b>                  | <b>D</b> | <b>H</b> | <b>W</b>               | <b>D</b> | <b>H</b> | <b>W</b>               | <b>H</b> |        |        |        |        |   |  |
|   |   |        | 20.75                     | 23.5     | 39.5     | 18                     | 17.5     | 24       | 18                     | 16       |        |        |        |        |   |  |
|   |   |        | <b>RTA 00</b>             |          |          |                        |          |          |                        |          |        |        |        |        |   |  |
|  <p><b>Armless Counter Stool</b><br/>COM Yardage: 0.75<br/>Freight Class: 250<br/>Product Weight (lbs.): 25<br/>Cubic Feet Per Carton: 8.75 (2 per carton)</p>    | Upholstered Seat.<br>Stacks 5 high on floor.          | 6663   | \$603                     | \$644    | \$674    | \$717                  | \$781    | \$801    | \$858                  | \$961    | \$1012 | \$1109 | \$1240 | \$1401 |   |  |
|   |   |        | <b>OVERALL DIMENSIONS</b> |          |          | <b>SEAT DIMENSIONS</b> |          |          | <b>BACK DIMENSIONS</b> |          |        |        |        |        |   |  |
|   |   |        | <b>W</b>                  | <b>D</b> | <b>H</b> | <b>W</b>               | <b>D</b> | <b>H</b> | <b>W</b>               | <b>H</b> |        |        |        |        |   |  |
|   |   |        | 20.75                     | 23.5     | 39.5     | 18                     | 17.5     | 24       | 18                     | 16       |        |        |        |        |   |  |
|   |   |        | <b>RTA 00</b>             |          |          |                        |          |          |                        |          |        |        |        |        |   |  |
|  <p><b>Counter Stool w/Arms</b><br/>COM Yardage: 0.75<br/>Freight Class: 250<br/>Product Weight (lbs.): 26.5<br/>Cubic Feet Per Carton: 10.75 (2 per carton)</p> | Upholstered Seat and Back.<br>Stacks 3 high on floor. | 6667   | \$824                     | \$864    | \$894    | \$938                  | \$1002   | \$1021   | \$1079                 | \$1182   | \$1233 | \$1330 | \$1460 | \$1622 |   |  |
|   |   |        | <b>OVERALL DIMENSIONS</b> |          |          | <b>SEAT DIMENSIONS</b> |          |          | <b>BACK DIMENSIONS</b> |          |        |        |        |        |   |  |
|   |   |        | <b>W</b>                  | <b>D</b> | <b>H</b> | <b>W</b>               | <b>D</b> | <b>H</b> | <b>W</b>               | <b>H</b> |        |        |        |        |   |  |
|   |   |        | 25.5                      | 23.5     | 39.5     | 18                     | 17.5     | 24       | 18                     | 16       |        |        |        |        |   |  |
|   |   |        | <b>RTA 00</b>             |          |          |                        |          |          |                        |          |        |        |        |        |   |  |
|  <p><b>Armless Counter Stool</b><br/>COM Yardage: 0.75<br/>Freight Class: 250<br/>Product Weight (lbs.): 25.5<br/>Cubic Feet Per Carton: 8.75 (2 per carton)</p> | Upholstered Seat and Back.<br>Stacks 3 high on floor. | 6668   | \$707                     | \$748    | \$778    | \$820                  | \$885    | \$904    | \$962                  | \$1065   | \$1116 | \$1211 | \$1340 | \$1505 |   |  |
|   |   |        | <b>OVERALL DIMENSIONS</b> |          |          | <b>SEAT DIMENSIONS</b> |          |          | <b>BACK DIMENSIONS</b> |          |        |        |        |        |   |  |
|   |   |        | <b>W</b>                  | <b>D</b> | <b>H</b> | <b>W</b>               | <b>D</b> | <b>H</b> | <b>W</b>               | <b>H</b> |        |        |        |        |   |  |
|   |   |        | 20.75                     | 23.5     | 39.5     | 18                     | 17.5     | 24       | 18                     | 16       |        |        |        |        |   |  |
|   |   |        | <b>RTA 00</b>             |          |          |                        |          |          |                        |          |        |        |        |        |   |  |

| DESCRIPTION   | FEATURES                                      | MODEL#                    | STANDARD TEXTILE GRADES   |   |                        |   |          |                        |          |       |       |        |        |        |
|---|---|---------------------------|---|---|------------------------|---|----------|------------------------|----------|-------|-------|--------|--------|--------|
|   |   |                           | 1   | 2   | 3                      | 4   | 5        | 6                      | 7        | 8     | 9     | 10     | 11     | 12     |
|  <p><b>Seat Unit w/Arms</b><br/>COM Yardage: N/A<br/>Freight Class: 250<br/>Product Weight (lbs.): 19<br/>Cubic Feet Per Carton: 4.88 (2 per carton)</p>     | Use with beams.                               | 6690                      | \$448   | -   | -                      | -   | -        | -                      | -        | -     | -     | -      | -      | -      |
|   |   | <b>OVERALL DIMENSIONS</b> |   |   | <b>SEAT DIMENSIONS</b> |   |          | <b>BACK DIMENSIONS</b> |          |       |       |        |        |        |
|   |   | <b>W</b>                  | <b>D</b>  | <b>H</b>  | <b>W</b>               | <b>D</b>  | <b>H</b> | <b>W</b>               | <b>H</b> |       |       |        |        |        |
|   |   | 25.5                      | 21  | 18  | 18                     | 17.5  | -        | 18                     | 16       |       |       |        |        |        |
|   |   |                           |    |    |                        |    |          |                        |          |       |       |        |        |        |
|  <p><b>Armless Seat Unit</b><br/>COM Yardage: N/A<br/>Freight Class: 150<br/>Product Weight (lbs.): 18<br/>Cubic Feet Per Carton: 3.25 (2 per carton)</p>    | Use with beams.                               | 6691                      | \$330   | -   | -                      | -   | -        | -                      | -        | -     | -     | -      | -      |        |
|   |   | <b>OVERALL DIMENSIONS</b> |   |   | <b>SEAT DIMENSIONS</b> |   |          | <b>BACK DIMENSIONS</b> |          |       |       |        |        |        |
|   |   | <b>W</b>                  | <b>D</b>  | <b>H</b>  | <b>W</b>               | <b>D</b>  | <b>H</b> | <b>W</b>               | <b>H</b> |       |       |        |        |        |
|   |   | 18                        | 21  | 18  | 18                     | 17.5  | -        | 18                     | 16       |       |       |        |        |        |
|   |   |                           |    |    |                        |    |          |                        |          |       |       |        |        |        |
|  <p><b>Seat Unit w/Arms</b><br/>COM Yardage: 0.75<br/>Freight Class: 250<br/>Product Weight (lbs.): 19<br/>Cubic Feet Per Carton: 4.88 (2 per carton)</p>    | Upholstered Seat.<br>Use with beams.          | 6692                      | \$548   | \$589   | \$619                  | \$662   | \$726    | \$745                  | \$803    | \$904 | \$957 | \$1054 | \$1184 | \$1346 |
|   |   | <b>OVERALL DIMENSIONS</b> |   |   | <b>SEAT DIMENSIONS</b> |   |          | <b>BACK DIMENSIONS</b> |          |       |       |        |        |        |
|   |   | <b>W</b>                  | <b>D</b>  | <b>H</b>  | <b>W</b>               | <b>D</b>  | <b>H</b> | <b>W</b>               | <b>H</b> |       |       |        |        |        |
|   |   | 25.5                      | 21  | 18  | 18                     | 17.5  | -        | 18                     | 15.5     |       |       |        |        |        |
|   |   |                           |  |  |                        |  |          |                        |          |       |       |        |        |        |
|  <p><b>Armless Seat Unit</b><br/>COM Yardage: 0.75<br/>Freight Class: 150<br/>Product Weight (lbs.): 19<br/>Cubic Feet Per Carton: 3.25 (2 per carton)</p> | Upholstered Seat.<br>Use with beams.          | 6693                      | \$426   | \$467   | \$496                  | \$540   | \$603    | \$623                  | \$679    | \$782 | \$835 | \$930  | \$1062 | \$1223 |
|   |   | <b>OVERALL DIMENSIONS</b> |   |   | <b>SEAT DIMENSIONS</b> |   |          | <b>BACK DIMENSIONS</b> |          |       |       |        |        |        |
|   |   | <b>W</b>                  | <b>D</b>  | <b>H</b>  | <b>W</b>               | <b>D</b>  | <b>H</b> | <b>W</b>               | <b>H</b> |       |       |        |        |        |
|   |   | 18                        | 21  | 18  | 18                     | 17.5  | -        | 18                     | 15.5     |       |       |        |        |        |
|   |   |                           |  |  |                        |  |          |                        |          |       |       |        |        |        |
|  <p><b>Seat Unit w/Arms</b><br/>COM Yardage: 0.75<br/>Freight Class: 150<br/>Product Weight (lbs.): 20<br/>Cubic Feet Per Carton: 4.88 (2 per carton)</p>  | Upholstered Seat and Back.<br>Use with beams. | 6697                      | \$581   | \$622   | \$651                  | \$695   | \$758    | \$778                  | \$834    | \$937 | \$990 | \$1085 | \$1217 | \$1378 |
|   |   | <b>OVERALL DIMENSIONS</b> |   |   | <b>SEAT DIMENSIONS</b> |   |          | <b>BACK DIMENSIONS</b> |          |       |       |        |        |        |
|   |   | <b>W</b>                  | <b>D</b>  | <b>H</b>  | <b>W</b>               | <b>D</b>  | <b>H</b> | <b>W</b>               | <b>H</b> |       |       |        |        |        |
|   |   | 25.5                      | 21  | 18  | 18                     | 17  | -        | 18                     | 15.5     |       |       |        |        |        |
|   |   |                           |  |  |                        |  |          |                        |          |       |       |        |        |        |

| DESCRIPTION   | FEATURES   | MODEL# | STANDARD TEXTILE GRADES   |       |       |                        |       |           |                        |        |        |        |        |        |
|---|--|--------|---|-------|-------|------------------------|-------|-----------|------------------------|--------|--------|--------|--------|--------|
|   |  |        | 1   | 2     | 3     | 4                      | 5     | 6         | 7                      | 8      | 9      | 10     | 11     | 12     |
| <br><br><b>Armless Seat Unit</b><br>COM Yardage: 0.75<br>Freight Class: 150<br>Product Weight (lbs.): 19<br>Cubic Feet Per Carton: 3.25 (2 per carton) | Upholstered Seat and Back.<br>Use with beams.  | 6698   | \$474   | \$515 | \$545 | \$588                  | \$652 | \$671     | \$729                  | \$832  | \$883  | \$980  | \$1110 | \$1272 |
|   |  |        | <b>OVERALL DIMENSIONS</b>   |       |       | <b>SEAT DIMENSIONS</b> |       |           | <b>BACK DIMENSIONS</b> |        |        |        |        |        |
|   |  |        | W   | D     | H     | W                      | D     | H         | W                      | H      |        |        |        |        |
|   |  |        | 18  | 21    | 18    | 18                     | 17    | -         | 18                     | 15.5   |        |        |        |        |
|   |  |        |          |       |       |                        |       |           |                        |        |        |        |        |        |
| <br><br><b>Task w/Arms</b><br>COM Yardage: N/A<br>Freight Class: 250<br>Product Weight (lbs.): 32<br>Cubic Feet Per Carton: 9.75                       | <br><b>ADJUSTMENTS</b><br>(2) Pneumatic seat height   | 6720   | \$644   | -     | -     | -                      | -     | -         | -                      | -      | -      | -      | -      | -      |
|   |  |        | <b>OVERALL DIMENSIONS</b>   |       |       | <b>SEAT DIMENSIONS</b> |       |           | <b>BACK DIMENSIONS</b> |        |        |        |        |        |
|   |  |        | W   | D     | H     | W                      | D     | H         | W                      | H      |        |        |        |        |
|   |  |        | 25.5  | 21.5  | 32.5  | 18                     | 17.5  | 14-19     | 18                     | 16     |        |        |        |        |
|   |  |        |          |       |       |                        |       |           |                        |        |        |        |        |        |
| <br><br><b>Task Armless</b><br>COM Yardage: N/A<br>Freight Class: 250<br>Product Weight (lbs.): 31<br>Cubic Feet Per Carton: 9.75                     | <br><b>ADJUSTMENTS</b><br>(2) Pneumatic seat height  | 6721   | \$494   | -     | -     | -                      | -     | -         | -                      | -      | -      | -      | -      | -      |
|   |  |        | <b>OVERALL DIMENSIONS</b>   |       |       | <b>SEAT DIMENSIONS</b> |       |           | <b>BACK DIMENSIONS</b> |        |        |        |        |        |
|   |  |        | W   | D     | H     | W                      | D     | H         | W                      | H      |        |        |        |        |
|   |  |        | 18  | 21.5  | 32.5  | 18                     | 17.5  | 14-19     | 18                     | 16     |        |        |        |        |
|   |  |        |    |       |       |                        |       |           |                        |        |        |        |        |        |
| <br><br><b>Task w/Arms</b><br>COM Yardage: 0.75<br>Freight Class: 250<br>Product Weight (lbs.): 33<br>Cubic Feet Per Carton: 9.75                    | <br><b>ADJUSTMENTS</b><br>(2) Pneumatic seat height | 6722   | \$708   | \$749 | \$779 | \$822                  | \$885 | \$906     | \$961                  | \$1066 | \$1117 | \$1212 | \$1344 | \$1506 |
|   |  |        | <b>OVERALL DIMENSIONS</b>   |       |       | <b>SEAT DIMENSIONS</b> |       |           | <b>BACK DIMENSIONS</b> |        |        |        |        |        |
|   |  |        | W   | D     | H     | W                      | D     | H         | W                      | H      |        |        |        |        |
|   |  |        | 25.5  | 21.5  | 32.5  | 18                     | 17.5  | 14.5-19.5 | 18                     | 15.5   |        |        |        |        |
|   |  |        |    |       |       |                        |       |           |                        |        |        |        |        |        |
| <br><br><b>Task Armless</b><br>COM Yardage: 0.75<br>Freight Class: 250<br>Product Weight (lbs.): 32<br>Cubic Feet Per Carton: 9.75                   | <br><b>ADJUSTMENTS</b><br>(2) Pneumatic seat height | 6723   | \$580   | \$620 | \$650 | \$693                  | \$755 | \$777     | \$831                  | \$935  | \$988  | \$1082 | \$1213 | \$1375 |
|   |  |        | <b>OVERALL DIMENSIONS</b>   |       |       | <b>SEAT DIMENSIONS</b> |       |           | <b>BACK DIMENSIONS</b> |        |        |        |        |        |
|   |  |        | W   | D     | H     | W                      | D     | H         | W                      | H      |        |        |        |        |
|   |  |        | 18  | 21.5  | 32.5  | 18                     | 17    | 14.5-19.5 | 18                     | 15.5   |        |        |        |        |
|   |  |        |    |       |       |                        |       |           |                        |        |        |        |        |        |

| DESCRIPTION   | FEATURES  | MODEL#   | STANDARD TEXTILE GRADES   |          |          |                        |          |           |   |          |        |        |        |        |        |  |  |
|---|---|--|---------------------------|----------|----------|------------------------|----------|-----------|---|----------|--------|--------|--------|--------|--------|--|--|
|   |   |  | 1                         | 2        | 3        | 4                      | 5        | 6         | 7   | 8        | 9      | 10     | 11     | 12     |        |  |  |
|  <p><b>Task w/Arms</b><br/>COM Yardage: 0.75<br/>Freight Class: 250<br/>Product Weight (lbs.): 34<br/>Cubic Feet Per Carton: 9.75</p>                        |  <p><b>ADJUSTMENTS</b><br/>(2) Pneumatic seat height</p>   | <p>Upholstered Seat and Back</p> <p>Ergonomic Features:<br/>C, M</p>   | 6727                      | \$808    | \$849    | \$879                  | \$922    | \$985     | \$1006  | \$1061   | \$1166 | \$1217 | \$1312 | \$1444 | \$1605 |  |  |
|   |   |  | <b>OVERALL DIMENSIONS</b> |          |          | <b>SEAT DIMENSIONS</b> |          |           | <b>BACK DIMENSIONS</b>  |          |        |        |        |        |        |  |  |
|   |   |  | <b>W</b>                  | <b>D</b> | <b>H</b> | <b>W</b>               | <b>D</b> | <b>H</b>  | <b>W</b>  | <b>H</b> |        |        |        |        |        |  |  |
|   |   |  | 25.5                      | 21.5     | 32.5     | 18                     | 17       | 14.5-19.5 | 18  | 16       |        |        |        |        |        |  |  |
|   |   |  |                           |          |          |                        |          |           |          |          |        |        |        |        |        |  |  |
|  <p><b>Task Armless</b><br/>COM Yardage: 0.75<br/>Freight Class: 250<br/>Product Weight (lbs.): 33<br/>Cubic Feet Per Carton: 9.75</p>                       |  <p><b>ADJUSTMENTS</b><br/>(2) Pneumatic seat height</p>   | <p>Upholstered Seat and Back</p> <p>Ergonomic Features:<br/>C, M</p>   | 6728                      | \$659    | \$700    | \$730                  | \$773    | \$836     | \$857   | \$912    | \$1017 | \$1068 | \$1163 | \$1295 | \$1456 |  |  |
|   |   |  | <b>OVERALL DIMENSIONS</b> |          |          | <b>SEAT DIMENSIONS</b> |          |           | <b>BACK DIMENSIONS</b>  |          |        |        |        |        |        |  |  |
|   |   |  | <b>W</b>                  | <b>D</b> | <b>H</b> | <b>W</b>               | <b>D</b> | <b>H</b>  | <b>W</b>  | <b>H</b> |        |        |        |        |        |  |  |
|   |   |  | 18                        | 21.5     | 32.5     | 18                     | 17       | 14.5-19.5 | 18  | 15.5     |        |        |        |        |        |  |  |
|   |   |  |                           |          |          |                        |          |           |    |          |        |        |        |        |        |  |  |
|  <p><b>Height Adjustable Stool w/Arms</b><br/>COM Yardage: N/A<br/>Freight Class: 250<br/>Product Weight (lbs.): 38<br/>Cubic Feet Per Carton: 9.75</p>     |  <p><b>ADJUSTMENTS</b><br/>(2) Pneumatic seat height</p>  | <p>Polypropylene Seat and Back</p> <p>Ergonomic Features:<br/>C, M</p> | 6730                      | \$857    | -        | -                      | -        | -         | -   | -        | -      | -      | -      | -      | -      |  |  |
|   |   |  | <b>OVERALL DIMENSIONS</b> |          |          | <b>SEAT DIMENSIONS</b> |          |           | <b>BACK DIMENSIONS</b>  |          |        |        |        |        |        |  |  |
|   |   |  | <b>W</b>                  | <b>D</b> | <b>H</b> | <b>W</b>               | <b>D</b> | <b>H</b>  | <b>W</b>  | <b>H</b> |        |        |        |        |        |  |  |
|   |   |  | 25.5                      | 21.5     | 41       | 18                     | 17.5     | 21-31     | 18  | 16       |        |        |        |        |        |  |  |
|   |   |  |                           |          |          |                        |          |           |     |          |        |        |        |        |        |  |  |
|  <p><b>Height Adjustable Stool - Armless</b><br/>COM Yardage: N/A<br/>Freight Class: 250<br/>Product Weight (lbs.): 37<br/>Cubic Feet Per Carton: 9.75</p> |  <p><b>ADJUSTMENTS</b><br/>(2) Pneumatic seat height</p> | <p>Polypropylene Seat and Back</p> <p>Ergonomic Features:<br/>C, M</p> | 6731                      | \$758    | -        | -                      | -        | -         | -   | -        | -      | -      | -      | -      | -      |  |  |
|   |   |  | <b>OVERALL DIMENSIONS</b> |          |          | <b>SEAT DIMENSIONS</b> |          |           | <b>BACK DIMENSIONS</b>  |          |        |        |        |        |        |  |  |
|   |   |  | <b>W</b>                  | <b>D</b> | <b>H</b> | <b>W</b>               | <b>D</b> | <b>H</b>  | <b>W</b>  | <b>H</b> |        |        |        |        |        |  |  |
|   |   |  | 18                        | 21.5     | 41       | 18                     | 17.5     | 21.5-31.5 | 18  | 15.5     |        |        |        |        |        |  |  |
|   |   |  |                           |          |          |                        |          |           |    |          |        |        |        |        |        |  |  |
|  <p><b>Height Adjustable Stool w/Arms</b><br/>COM Yardage: 0.75<br/>Freight Class: 150<br/>Product Weight (lbs.): 39<br/>Cubic Feet Per Carton: 9.75</p>   |  <p><b>ADJUSTMENTS</b><br/>(2) Pneumatic seat height</p> | <p>Upholstered Seat</p> <p>Ergonomic Features:<br/>C, M</p>            | 6732                      | \$953    | \$996    | \$1026                 | \$1070   | \$1131    | \$1153  | \$1208   | \$1313 | \$1363 | \$1459 | \$1590 | \$1751 |  |  |
|   |   |  | <b>OVERALL DIMENSIONS</b> |          |          | <b>SEAT DIMENSIONS</b> |          |           | <b>BACK DIMENSIONS</b>  |          |        |        |        |        |        |  |  |
|   |   |  | <b>W</b>                  | <b>D</b> | <b>H</b> | <b>W</b>               | <b>D</b> | <b>H</b>  | <b>W</b>  | <b>H</b> |        |        |        |        |        |  |  |
|   |   |  | 25.5                      | 21.5     | 41       | 18                     | 17.5     | 21.5-31.5 | 18  | 15.5     |        |        |        |        |        |  |  |
|   |   |  |                           |          |          |                        |          |           |    |          |        |        |        |        |        |  |  |

| DESCRIPTION   | FEATURES   | MODEL#      | STANDARD TEXTILE GRADES   |              |          |                        |          |           |                        |          |        |        |        |        |  |  |
|---|--|-------------|---------------------------|--------------|----------|------------------------|----------|-----------|------------------------|----------|--------|--------|--------|--------|--|--|
|   |  |             | 1                         | 2            | 3        | 4                      | 5        | 6         | 7                      | 8        | 9      | 10     | 11     | 12     |  |  |
|  <p><b>Height Adjustable Stool - Armless</b><br/>                     COM Yardage: 0.75<br/>                     Freight Class: 250<br/>                     Product Weight (lbs.): 38<br/>                     Cubic Feet Per Carton: 9.75</p>  |  <p><b>ADJUSTMENTS</b><br/>(2) Pneumatic seat height</p>  | <b>6733</b> | \$857                     | \$898        | \$928    | \$971                  | \$1034   | \$1055    | \$1110                 | \$1215   | \$1266 | \$1361 | \$1493 | \$1654 |  |  |
|   |  |             | <b>OVERALL DIMENSIONS</b> |              |          | <b>SEAT DIMENSIONS</b> |          |           | <b>BACK DIMENSIONS</b> |          |        |        |        |        |  |  |
|   |  |             | <b>W</b>                  | <b>D</b>     | <b>H</b> | <b>W</b>               | <b>D</b> | <b>H</b>  | <b>W</b>               | <b>H</b> |        |        |        |        |  |  |
|   |  |             | 18                        | 21.5         | 41       | 18                     | 17.5     | 21.5-31.5 | 18                     | 15.5     |        |        |        |        |  |  |
|   |  |             | <b>RTA 1</b>              | <b>FedEx</b> |          | <b>ups</b>             |          |           |                        |          |        |        |        |        |  |  |
|  <p><b>Height Adjustable Stool w/Arms</b><br/>                     COM Yardage: 0.75<br/>                     Freight Class: 150<br/>                     Product Weight (lbs.): 40<br/>                     Cubic Feet Per Carton: 9.75</p>     |  <p><b>ADJUSTMENTS</b><br/>(2) Pneumatic seat height</p>  | <b>6737</b> | \$1052                    | \$1093       | \$1123   | \$1166                 | \$1229   | \$1250    | \$1305                 | \$1410   | \$1461 | \$1556 | \$1688 | \$1850 |  |  |
|   |  |             | <b>OVERALL DIMENSIONS</b> |              |          | <b>SEAT DIMENSIONS</b> |          |           | <b>BACK DIMENSIONS</b> |          |        |        |        |        |  |  |
|   |  |             | <b>W</b>                  | <b>D</b>     | <b>H</b> | <b>W</b>               | <b>D</b> | <b>H</b>  | <b>W</b>               | <b>H</b> |        |        |        |        |  |  |
|   |  |             | 25.5                      | 21.5         | 41       | 18                     | 17       | 21.5-31.5 | 18                     | 15.5     |        |        |        |        |  |  |
|   |  |             | <b>RTA 1</b>              |              |          |                        |          |           |                        |          |        |        |        |        |  |  |
|  <p><b>Height Adjustable Stool - Armless</b><br/>                     COM Yardage: 0.75<br/>                     Freight Class: 150<br/>                     Product Weight (lbs.): 39<br/>                     Cubic Feet Per Carton: 9.75</p> |  <p><b>ADJUSTMENTS</b><br/>(2) Pneumatic seat height</p> | <b>6738</b> | \$953                     | \$994        | \$1024   | \$1067                 | \$1130   | \$1151    | \$1206                 | \$1311   | \$1362 | \$1457 | \$1589 | \$1751 |  |  |
|   |  |             | <b>OVERALL DIMENSIONS</b> |              |          | <b>SEAT DIMENSIONS</b> |          |           | <b>BACK DIMENSIONS</b> |          |        |        |        |        |  |  |
|   |  |             | <b>W</b>                  | <b>D</b>     | <b>H</b> | <b>W</b>               | <b>D</b> | <b>H</b>  | <b>W</b>               | <b>H</b> |        |        |        |        |  |  |
|   |  |             | 18                        | 21.5         | 41       | 18                     | 17       | 21.5-31.5 | 18                     | 16.5     |        |        |        |        |  |  |
|   |  |             | <b>RTA 1</b>              |              |          |                        |          |           |                        |          |        |        |        |        |  |  |



Duet tables are multi-purpose stacking tables that offer optimum space utilization and flexibility. Their personality and simple design make them ideal for use in any learning or training environment at post-secondary and adult levels. Temporarily and easily convert auditoriums and other spaces into examination and seminar spaces. They can be partnered with stacking chairs such as Duet or Popcorn in matching or complementary colors (stacking chairs can be found in the Multi-Purpose section of the Seating price list).

The one-piece molded top and modesty are gently contoured providing an eased edge with an elegant waterfall transition from top to modesty.

Tops are available in a wide array of colors in 0.5" thick polypropylene. Polypropylene material offers strength and ease of cleaning with a slightly textured surface to offer scratch resistance.



#### Features and Benefits

- One-piece molded top and modesty are 0.5" thick polypropylene.
- Tables are rated 250 lbs. capacity.
- Surface includes factory installed metal inserts for solid and secure connection to the sled frame.
- 0.5" diameter solid steel rod sled frame.
- Bumpers on the underside for protection when stacking.
- Model with ADA width compliant frame is available.
- Shipped fully assembled.



One-piece top and modesty.



Stacks 5 high on floor or 20 high on dolly.



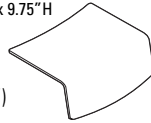
Ganging frame to keep tables evenly aligned.

**GENERAL INFORMATION**

- Duet tables are multi-purpose stacking tables ideal for auditoriums, seminars or any learning or training environment.
- Lightweight and easy to handle whether stacking for storage or setting up a room.
- Made of durable materials to withstand more demanding environments.
- Shipped fully assembled. Packaged 4 per carton.
- Global products are in compliance with stringent emission guidelines set out by the Greenguard Environmental Institute under the standards for low emitting products and materials. [www.greenguard.org](http://www.greenguard.org).
- Covered by Global's Lifetime Warranty.
- **Level 2 Certified.**

**WORKSURFACES**

26" W x 18" D x 9.75" H



- Top and modesty are a one-piece injection molded design in 0.5" thick polypropylene.
- Available in a wide array of colors (see right column "FINISHES") to complement any space or to define sections by color.
- One-piece molded top and modesty are contoured providing an eased user edge, with an elegant waterfall transition from top to modesty.

**CONSTRUCTION**

- Surface includes molded in threaded inserts to provide a secure metal-to-metal connection to the sled frame.
- Bumpers are included on the underside of top and inside modesty to protect surfaces when stacking.

**FRAME**

- 0.5" diameter solid steel rod sled frame.
- Available in a durable Chrome finish.
- Model with ganging frame keeps tables evenly positioned and aligned. No tools or fasteners required for ganging; the frames simply interlock.
- Model with ADA compliant frame is also available. The frame is 33" wide and the polypropylene top/modesty remain a constant size.
- Tables are standard without glides and are suitable for carpet, rubber or cork flooring.
- Glide options are available (see right column "GLIDES"). Glides must be chosen to best suit flooring type and site conditions. Upcharges apply.

**DOLLY**

- For space saving storage and transport.
- Constructed from 1.5" x 0.5" steel tubing with heavy duty casters (two locking) and a removable handle.
- Dolly can stack up to 20 tables.
- Stacking height on dolly is up to 68".

**FINISHES**

|            |           |            |         |
|------------|-----------|------------|---------|
| <b>BZB</b> | Buzz Blue | <b>FRO</b> | Frost   |
| <b>CCT</b> | Cactus    | <b>INK</b> | Ink     |
| <b>CRO</b> | Carrot    | <b>LAB</b> | Latte   |
| <b>IVC</b> | Cloud     | <b>BLK</b> | Night   |
| <b>DJN</b> | Dijon     | <b>SND</b> | Sand    |
| <b>EGP</b> | Eggplant  | <b>SAR</b> | Scarlet |
| <b>FOG</b> | Fog       | <b>SHW</b> | Shadow  |

**GLIDES**

|           |   |
|-----------|---|
| <b>CG</b> | Clear polycarbonate (for carpet, rubber or concrete flooring). Height added to table: 0.18". Add \$19/set.                      |
| <b>SG</b> | Glides with stainless steel pads (for carpet or rubber flooring). Height added to table: 0.17". Add \$36/set.                   |
| <b>FG</b> | Glides with felt pads (for vinyl, cork or laminate flooring). Height added to table: 0.24". Add \$36/set.                       |
| <b>RG</b> | Glides with rubber pads (for vinyl, hardwood, laminate, stone or ceramic flooring). Height added to table: 0.16". Add \$36/set. |

**SPECIFICATIONS**

- Specifications marked with an \* are applicable to only those products which have the\* symbol beside the product name.

**EXAMPLE DUET TABLE ORDER CODE:**

Duet stacking table, polypropylene surface in Shadow, clear polycarbonate glides

|          |                |        |
|----------|----------------|--------|
| DTS1828P | -SHW           | -CG    |
| Model #  | Surface finish | Glides |

**Required specifications**

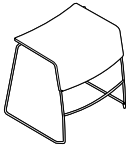
Top finish\*

**Optional specifications**

Glide option\*

STACKING TABLES      MODEL#      DIMENSIONS      FREIGHT CLASS      WT/LBS.      CUBIC FT.      LIST PRICE

D x W x H

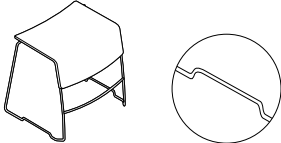


Stacking Table\*

|          |              |     |    |       |              |
|----------|--------------|-----|----|-------|--------------|
| DTS1828P | 25 x 29 x 28 | 150 | 26 | 17.75 | <b>\$545</b> |
|----------|--------------|-----|----|-------|--------------|

One-piece polypropylene top and modesty with Chrome frame. Shipped fully assembled, 4 per carton.

- Price shown is per table. It is recommended to order in multiples of 4.
- Please be sure to select the appropriate glide (see previous page) for the flooring surface, as scratches could occur.
- Worksurface is 18"D x 28"W



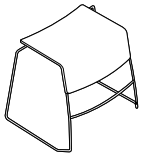
Stacking Table, Ganging Frame\*

|           |                 |     |    |       |              |
|-----------|-----------------|-----|----|-------|--------------|
| DTS1828PG | 25 x 30.75 x 28 | 150 | 26 | 17.75 | <b>\$581</b> |
|-----------|-----------------|-----|----|-------|--------------|

One-piece polypropylene top and modesty with Chrome ganging frame.

Shipped fully assembled, 4 per carton.

- Price shown is per table. It is recommended to order in multiples of 4.
- Please be sure to select the appropriate glide (see previous page) for the flooring surface, as scratches could occur.
- Worksurface is 18"D x 28"W



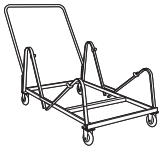
Stacking Table, 32" Wide\*

|          |              |     |    |       |              |
|----------|--------------|-----|----|-------|--------------|
| DTA1832P | 25 x 33 x 28 | 150 | 26 | 17.75 | <b>\$616</b> |
|----------|--------------|-----|----|-------|--------------|

ADA (American with Disabilities Act) compliant. 33" wide. One-piece polypropylene top and modesty with Chrome frame. Underside clearance is 27.1"H (extra height if glides are selected). Stacks up to 5 high on floor only; dolly does not accommodate. Shipped fully assembled, 4 per carton.

- Price shown is per table. It is recommended to order in multiples of 4.
- Please be sure to select the appropriate glide (see previous page) for the flooring surface, as scratches could occur.
- Worksurface is 18"D x 32"W

DOLLY



Dolly

|       |                  |     |    |    |              |
|-------|------------------|-----|----|----|--------------|
| DTD20 | 29.5 x 63 x 38.5 | 250 | 50 | 21 | <b>\$791</b> |
|-------|------------------|-----|----|----|--------------|

For use with tables DTS1828P and DTS1828PG. Can stack up to 20 tables. Black only. Removable handle for storage. Shipped fully assembled in 1 carton.

## ERIN



**model GC36531**  
Armless Guest Chair,  
Metal Legs



**model GC36532**  
Guest Armchair,  
Wood Legs

### STANDARD FEATURES

- Erin offers a streamlined silhouette brimming with mid-century modern style.
- A rounded arch gently curves around and under the seat to give extra support to a user's upper back and sides, while creating an open clean-out space at the back of the cushion.
- The series is available to specify with two textiles, one for the seat cushion and one for the back, arms and front rail (see model image).
- For pricing, start with the base price and add both back/arms graded textile upcharge and the seat graded textile upcharge.
- Tapered legs add style and elegance.
- Legs are available in wood or metal painted/plated finishes (noted).
- The seat underside is sealed with a non-porous material to support housekeeping and infection control protocols.
- Additional improved cleaning options include sealed seams (back and/or seat) and moisture barrier (seat). Upcharges apply.
- Assembled with tamper-resistant fasteners for greater security.
- For added comfort, the seat cushions are standard with high density Ultracell foam.
- Glides are self-leveling. Choose from standard non-marking glides, rubber non-slip glides or felt glides (upcharges apply).
- The Globalcare warranty (for healthcare and 24/7 environments) applies for all Erin GC models when performance textiles are selected. Visit the website at [globalfurnituregroup.com/healthcare](http://globalfurnituregroup.com/healthcare).
- Global's standard lifetime warranty applies when approved standard Global textiles are selected.
- For alternate textile applications, contact Global specials. The Blended Textile matrix does not apply to this series.
- Shipped fully assembled.

### SUGGESTED APPLICATIONS

- Dining/Cafeteria
- Guest seating
- Lobbies
- Lounge/Waiting
- Patient rooms
- Resident rooms





### OPTIONAL FEATURES

Please add option codes in the following order:

- **Model number**  
**GC36530** Guest armless chair, wood legs  
**GC36531** Guest armless chair, metal legs  
**GC36532** Guest armchair, wood legs  
**GC36533** Guest armchair, metal legs
- **Back/Arm Textile**  
Specify textile code. See model grade upcharges.
- **Seat Textile**  
Specify textile code. See model grade upcharges.
- **Wood leg finish** (models GC36530 and GC36532)  
(**AAM**) Absolute (**ASM**) Night  
(**BKM**) Black (**NBM**) Noce Biondo  
(**ACM**) Cherry (**NGM**) Noce Grigio  
(**EOM**) English Oak (**NEM**) Noce Leggero  
(**ECM**) Espresso Cafe (**NMM**) Noce Medio  
(**TFM**) Fruitwood (**SBM**) Sandy Beach  
(**HGM**) Grey (**SKM**) Shaker Cherry  
(**AHM**) Honey (**TWM**) Walnut  
(**JOM**) Jet Onyx (**WTM**) WC Cream  
(**TMM**) Mahogany (**WHM**) White  
(**AVM**) Maple (**WCM**) Winter Cherry  
(**MWM**) Medium Walnut  
(**NLW**) Natural Walnut
- **Metal leg finish** (models GC36531 and GC36533)  
(**CHM**) Chrome (**TTU**) Tungsten  
(**TBL**) Black (**TKA**) Kalua  
(**TLA**) Latte (**TMO**) Mocha  
(**TSH**) Shadow (**TOA**) Toast
- **Glides**  
(**NM**) Non-marking glide. No upcharge  
(**RG**) Rubber, non-slip glide. Add \$64.  
(**FG**) Felt glide. Add \$64.
- **Sealed Back Seams** (Contact Customer Care for approved textiles)  
(**NBS**) No sealed back seams  
(**SBS**) Sealed back seams. Upcharges vary, see model.
- **Sealed Seat Seams** (Contact Customer Care for approved textiles)  
(**NSS**) No sealed seat seams  
(**SSS**) Sealed seat seams. Add \$22
- **Moisture Barrier** (Not available with Sealed Seams)  
(**NB**) No moisture barrier.  
(**MB**) Moisture barrier (seat only). Add \$117.

### EXAMPLE ERIN ORDER CODE:

|         |                  |              |            |       |                   |                   |                  |
|---------|------------------|--------------|------------|-------|-------------------|-------------------|------------------|
| GC36530 | CE90             | CE90         | AAM        | NM    | NBS               | NSS               | NB               |
| Model # | Seat/Arm textile | Seat textile | Leg finish | Glide | Sealed Back Seams | Sealed Seat Seams | Moisture Barrier |

| DESCRIPTION  | MODEL#/ FEATURES   | STANDARD TEXTILE GRADES |              |                        |               |               |                        |               |               |               |               |               |                |
|--|--|-------------------------|--------------|------------------------|---------------|---------------|------------------------|---------------|---------------|---------------|---------------|---------------|----------------|
|  |  | 1/COM                   | 2            | 3                      | 4             | 5             | 6                      | 7             | 8             | 9             | 10            | 11            | 12             |
|  <p><b>Armless Guest Chair, Wood Legs</b><br/>COM Yardage: Back/Arm: 1.75; Seat: 1<br/>Freight Class: 250<br/>Product Weight (lbs.): 32.5<br/>Cubic Feet Per Carton: 13.25</p>  | <b>GC36530</b> Base Price:                                   | <b>\$1997</b>           |              |                        |               |               |                        |               |               |               |               |               |                |
|  | Back/Arm upcharge:   | <b>+0</b>               | <b>+\$60</b> | <b>+\$106</b>          | <b>+\$175</b> | <b>+\$271</b> | <b>+\$311</b>          | <b>+\$394</b> | <b>+\$525</b> | <b>+\$623</b> | <b>+\$731</b> | <b>+\$953</b> | <b>+\$1188</b> |
|  | Seat upcharge:   | <b>+0</b>               | <b>+\$34</b> | <b>+\$61</b>           | <b>+\$100</b> | <b>+\$155</b> | <b>+\$178</b>          | <b>+\$225</b> | <b>+\$300</b> | <b>+\$356</b> | <b>+\$417</b> | <b>+\$545</b> | <b>+\$679</b>  |
|  | <b>OVERALL DIMENSIONS</b>                                    |                         |              | <b>SEAT DIMENSIONS</b> |               |               | <b>BACK DIMENSIONS</b> |               |               |               |               |               |                |
|  |  | <b>W</b>                | <b>D</b>     | <b>H</b>               | <b>W</b>      | <b>D</b>      | <b>H</b>               | <b>W</b>      | <b>H</b>      |               |               |               |                |
|  | 24   | 22.25                   | 34           | 19                     | 18            | 19            | 15                     | 15.5          |               |               |               |               |                |
|  | Active weight 350 lbs.<br>Add \$52 for (SBS), \$22 for (SSS) |                         |              |                        |               |               |                        |               |               |               |               |               |                |
|  <p><b>Armless Guest Chair, Metal Legs</b><br/>COM Yardage: Back/Arm: 1.75; Seat: 1<br/>Freight Class: 250<br/>Product Weight (lbs.): 34.5<br/>Cubic Feet Per Carton: 13.25</p> | <b>GC36531</b> Base Price:                                   | <b>\$1901</b>           |              |                        |               |               |                        |               |               |               |               |               |                |
|  | Back/Arm upcharge:   | <b>+0</b>               | <b>+\$60</b> | <b>+\$106</b>          | <b>+\$175</b> | <b>+\$271</b> | <b>+\$311</b>          | <b>+\$394</b> | <b>+\$525</b> | <b>+\$623</b> | <b>+\$731</b> | <b>+\$953</b> | <b>+\$1188</b> |
|  | Seat upcharge:   | <b>+0</b>               | <b>+\$34</b> | <b>+\$61</b>           | <b>+\$100</b> | <b>+\$155</b> | <b>+\$178</b>          | <b>+\$225</b> | <b>+\$300</b> | <b>+\$356</b> | <b>+\$417</b> | <b>+\$545</b> | <b>+\$679</b>  |
|  | <b>OVERALL DIMENSIONS</b>                                    |                         |              | <b>SEAT DIMENSIONS</b> |               |               | <b>BACK DIMENSIONS</b> |               |               |               |               |               |                |
|  |  | <b>W</b>                | <b>D</b>     | <b>H</b>               | <b>W</b>      | <b>D</b>      | <b>H</b>               | <b>W</b>      | <b>H</b>      |               |               |               |                |
|  | 24   | 22.25                   | 34           | 19                     | 18            | 19            | 15                     | 15.5          |               |               |               |               |                |
|  | Active weight 350 lbs.<br>Add \$52 for (SBS), \$22 for (SSS) |                         |              |                        |               |               |                        |               |               |               |               |               |                |
|  <p><b>Guest Armchair, Wood Legs</b><br/>COM Yardage: Back/Arm: 1.75; Seat: 1<br/>Freight Class: 250<br/>Product Weight (lbs.): 33<br/>Cubic Feet Per Carton: 13.25</p>        | <b>GC36532</b> Base Price:                                   | <b>\$1997</b>           |              |                        |               |               |                        |               |               |               |               |               |                |
|  | Back/Arm upcharge:   | <b>+0</b>               | <b>+\$60</b> | <b>+\$106</b>          | <b>+\$175</b> | <b>+\$271</b> | <b>+\$311</b>          | <b>+\$394</b> | <b>+\$525</b> | <b>+\$623</b> | <b>+\$731</b> | <b>+\$953</b> | <b>+\$1188</b> |
|  | Seat upcharge:   | <b>+0</b>               | <b>+\$34</b> | <b>+\$61</b>           | <b>+\$100</b> | <b>+\$155</b> | <b>+\$178</b>          | <b>+\$225</b> | <b>+\$300</b> | <b>+\$356</b> | <b>+\$417</b> | <b>+\$545</b> | <b>+\$679</b>  |
|  | <b>OVERALL DIMENSIONS</b>                                    |                         |              | <b>SEAT DIMENSIONS</b> |               |               | <b>BACK DIMENSIONS</b> |               |               |               |               |               |                |
|  |  | <b>W</b>                | <b>D</b>     | <b>H</b>               | <b>W</b>      | <b>D</b>      | <b>H</b>               | <b>W</b>      | <b>H</b>      |               |               |               |                |
|  | 24   | 22                      | 34.25        | 19                     | 18.5          | 18.5          | 17                     | 15.75         |               |               |               |               |                |
|  | Active weight 350 lbs.<br>Add \$55 for (SBS), \$22 for (SSS) |                         |              |                        |               |               |                        |               |               |               |               |               |                |
|  <p><b>Guest Armchair, Metal Legs</b><br/>COM Yardage: Back/Arm: 1.75; Seat: 1<br/>Freight Class: 250<br/>Product Weight (lbs.): 35<br/>Cubic Feet Per Carton: 13.25</p>      | <b>GC36533</b> Base Price:                                   | <b>\$1901</b>           |              |                        |               |               |                        |               |               |               |               |               |                |
|  | Back/Arm upcharge:   | <b>+0</b>               | <b>+\$60</b> | <b>+\$106</b>          | <b>+\$175</b> | <b>+\$271</b> | <b>+\$311</b>          | <b>+\$394</b> | <b>+\$525</b> | <b>+\$623</b> | <b>+\$731</b> | <b>+\$953</b> | <b>+\$1188</b> |
|  | Seat upcharge:   | <b>+0</b>               | <b>+\$34</b> | <b>+\$61</b>           | <b>+\$100</b> | <b>+\$155</b> | <b>+\$178</b>          | <b>+\$225</b> | <b>+\$300</b> | <b>+\$356</b> | <b>+\$417</b> | <b>+\$545</b> | <b>+\$679</b>  |
|  | <b>OVERALL DIMENSIONS</b>                                    |                         |              | <b>SEAT DIMENSIONS</b> |               |               | <b>BACK DIMENSIONS</b> |               |               |               |               |               |                |
|  |  | <b>W</b>                | <b>D</b>     | <b>H</b>               | <b>W</b>      | <b>D</b>      | <b>H</b>               | <b>W</b>      | <b>H</b>      |               |               |               |                |
|  | 24   | 22                      | 34.25        | 19                     | 18.5          | 18.5          | 17                     | 15.75         |               |               |               |               |                |
|  | Active weight 350 lbs.<br>Add \$55 for (SBS), \$22 for (SSS) |                         |              |                        |               |               |                        |               |               |               |               |               |                |

## FACTOR



Armless, Mesh Back  
5545NM



Armchair, Mesh Back, Casters  
5545AMC



For Factor task seating, see 36.

## STANDARD FEATURES





- Factor, a value seating series with a full spectrum of mesh colors offering models to address multiple applications: task, management, conference and guest.
- The full series offers mesh back task and guest chair models with upholstered seats, with and without arms. Guest chairs are described below.
- Factor Guest mesh back frame is available in three colors with a flexible base connection adding the perfect balance of support and movement.
- Strong, nylon arms have a gently curved loop design. Arm color matches back frame color.
- The seat comfort is achieved with contoured, molded foam while the refined aesthetic is finished with an under-seat shroud matching the selected back frame color.
- The four-legged guest chairs are designed and constructed from durable steel tubing.
- Arm and armless chairs with and without glides or casters do not stack.
- Due to the flex back design, it is recommended the chair be positioned away from the wall for use.
- All models are standard with colored nylon glides **(ST)** in two finishes **(BLK)** Black or **(SND)** Sand. A variety of other glide options are available for various flooring types, including **(NM)** White non-marking, **(FG)** Felt, **(RG)** Rubber non-slip, and **(SG)** Steel cushioned. See Glide type for upcharges. See glide matrix for recommended glides by flooring type.
- Caster models are standard with **(DC)** 2" Black dual wheel carpet casters. Optional hard floor **(RC)** Black dual wheel casters are available with C114 wheels, with upcharge.
- Upholstery options: fabric, vinyl or leather.
- Factor guest models are designed to support 300 lb. capacity and are covered under Global's Limited Lifetime Warranty.

Please add option codes in the following order:

- Model Number**  
Specify model number  
5545AM Armchair with mesh back (glides)  
5545AMC Armchair with mesh back (casters)  
5545NM Armless chair with mesh back (glides)  
5545NMC Armless chair with mesh back (casters)
- Mesh Back** (Factor Mesh colors shown on website)  
**(P1)** Snow **(P2)** Sand  
**(P3)** Pewter **(P4)** Silver Grey  
**(P5)** Charcoal **(P6)** Black  
**(P8)** Mocha **(P9)** Eggplant  
**(Q1)** Buzz Blue **(Q2)** Poppy  
**(Q3)** Pumpkin **(Q4)** Lime
- Seat Textile**  
Specify textile code
- Back Frame and Arm Finish**  
**(BLK)** Black. No upcharge.  
**(IVC)** Cloud. Add \$57.  
**(SHW)** Shadow. Add \$57.
- Leg Finish**  
Painted finishes:  
**(TBL)** Black  
**(TSH)** Shadow  
**(TIV)** Cloud  
Plated finishes:  
**(CHM)** Chrome. Add \$45.
- Glide Type** (for four-leg glide models)  
**(ST)** Colored nylon glide for most floor surfaces (select color). No upcharge.  
**(NM)** White, non-marking nylon glide for most surfaces. No upcharge.  
**(SG)** Steel cushioned glide for carpeted surfaces. Add \$36.  
**(FG)** Felt glide for most hard floor surfaces. Add \$36.  
**(RG)** Rubber non-slip glide for most hard floor surfaces. Add \$36.
- Glide Color** (for ST colored glide type)  
**(BLK)** Black  
**(SND)** Sand
- Caster Type** (for four-leg caster models)  
**(DC)** 2" Black caster for carpeted surfaces  
**(RC)** 2" Black caster for most hard floor surfaces. Add \$53.
- Seat Moisture Barrier**  
**(NB)** No moisture barrier  
**(MB)** Moisture barrier. Add \$124.

## EXAMPLE FACTOR ORDER CODE:

|         |             |              |                           |            |             |            |             |                  |
|---------|-------------|--------------|---------------------------|------------|-------------|------------|-------------|------------------|
| 5545AM  | P1          | FU75         | BLK                       | CHM        | RC          | NM         | BLK         | NB               |
| Model # | Mesh finish | Seat textile | Back frame and arm finish | Leg finish | Caster type | Glide type | Glide color | Moisture barrier |

| DESCRIPTION  | FEATURES | MODEL#          | STANDARD TEXTILE GRADES   |              |          |                        |          |          |                        |          |        |        |        |        |
|--|----------|-----------------|---------------------------|--------------|----------|------------------------|----------|----------|------------------------|----------|--------|--------|--------|--------|
|  |          |                 | 1/COM                     | 2            | 3        | 4                      | 5        | 6        | 7                      | 8        | 9      | 10     | 11     | 12     |
|  <p><b>Armchair, Mesh Back</b><br/>COM Yardage: 1<br/>Freight Class: 250<br/>Product Weight (lbs.): 32.5<br/>Cubic Feet Per Carton: 15.5</p>          | 5545AM   | Does not stack. | \$670                     | \$704        | \$730    | \$768                  | \$821    | \$847    | \$895                  | \$973    | \$1033 | \$1100 | \$1238 | \$1385 |
|  |          |                 | <b>OVERALL DIMENSIONS</b> |              |          | <b>SEAT DIMENSIONS</b> |          |          | <b>BACK DIMENSIONS</b> |          |        |        |        |        |
|  |          |                 | <b>W</b>                  | <b>D</b>     | <b>H</b> | <b>W</b>               | <b>D</b> | <b>H</b> | <b>W</b>               | <b>H</b> |        |        |        |        |
|  |          |                 | 24.5                      | 23.5         | 33       | 20                     | 16.5     | 17.5     | 17.5                   | 15.25    |        |        |        |        |
|  |          |                 | <b>RTA 00</b>             | 1 per carton |          |                        |          |          |                        |          |        |        |        |        |
|  <p><b>Armchair, Mesh Back, Casters</b><br/>COM Yardage: 1<br/>Freight Class: 250<br/>Product Weight (lbs.): 30<br/>Cubic Feet Per Carton: 13.75</p>  | 5545AMC  | Does not stack. | \$770                     | \$803        | \$829    | \$867                  | \$920    | \$946    | \$994                  | \$1072   | \$1132 | \$1199 | \$1337 | \$1484 |
|  |          |                 | <b>OVERALL DIMENSIONS</b> |              |          | <b>SEAT DIMENSIONS</b> |          |          | <b>BACK DIMENSIONS</b> |          |        |        |        |        |
|  |          |                 | <b>W</b>                  | <b>D</b>     | <b>H</b> | <b>W</b>               | <b>D</b> | <b>H</b> | <b>W</b>               | <b>H</b> |        |        |        |        |
|  |          |                 | 24.5                      | 22.5         | 33       | 20                     | 16.5     | 17.5     | 17.5                   | 15.5     |        |        |        |        |
|  |          |                 | <b>RTA 00</b>             | 1 per carton |          |                        |          |          |                        |          |        |        |        |        |
|  <p><b>Armless, Mesh Back</b><br/>COM Yardage: 1<br/>Freight Class: 300<br/>Product Weight (lbs.): 27<br/>Cubic Feet Per Carton: 13.75</p>            | 5545NM   | Does not stack. | \$622                     | \$656        | \$682    | \$720                  | \$773    | \$799    | \$847                  | \$925    | \$985  | \$1052 | \$1190 | \$1337 |
|  |          |                 | <b>OVERALL DIMENSIONS</b> |              |          | <b>SEAT DIMENSIONS</b> |          |          | <b>BACK DIMENSIONS</b> |          |        |        |        |        |
|  |          |                 | <b>W</b>                  | <b>D</b>     | <b>H</b> | <b>W</b>               | <b>D</b> | <b>H</b> | <b>W</b>               | <b>H</b> |        |        |        |        |
|  |          |                 | 20                        | 23.5         | 33       | 20                     | 16.5     | 17.5     | 17.5                   | 15.5     |        |        |        |        |
|  |          |                 | <b>RTA 00</b>             | 1 per carton |          |                        |          |          |                        |          |        |        |        |        |
|  <p><b>Armless, Mesh Back, Casters</b><br/>COM Yardage: 1<br/>Freight Class: 250<br/>Product Weight (lbs.): 28<br/>Cubic Feet Per Carton: 13.75</p> | 5545NMC  | Does not stack. | \$722                     | \$755        | \$781    | \$819                  | \$872    | \$898    | \$947                  | \$1024   | \$1085 | \$1152 | \$1289 | \$1437 |
|  |          |                 | <b>OVERALL DIMENSIONS</b> |              |          | <b>SEAT DIMENSIONS</b> |          |          | <b>BACK DIMENSIONS</b> |          |        |        |        |        |
|  |          |                 | <b>W</b>                  | <b>D</b>     | <b>H</b> | <b>W</b>               | <b>D</b> | <b>H</b> | <b>W</b>               | <b>H</b> |        |        |        |        |
|  |          |                 | 20                        | 22.5         | 33       | 20                     | 16.5     | 17.5     | 17.5                   | 15.5     |        |        |        |        |
|  |          |                 | <b>RTA 00</b>             | 1 per carton |          |                        |          |          |                        |          |        |        |        |        |

## FILE BUDDY™



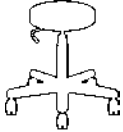
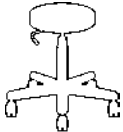
model 1105



model 1110 Shown with 25-400 Vertical File

### STANDARD FEATURES

- Standard with C65 casters.
- Shipped R.T.A. (Ready to assemble).
- Pneumatic. Black, five-legged, injection molded base.
- 14" diameter seat.
- Check textile availability prior to specifying upholstery material.

| DESCRIPTION   | FEATURES | MODEL#      | STANDARD TEXTILE GRADES   |              |            |                        |          |           |                        |          |       |       |        |        |
|---|----------|-------------|---------------------------|--------------|------------|------------------------|----------|-----------|------------------------|----------|-------|-------|--------|--------|
|   |          |             | 1                         | 2            | 3          | 4                      | 5        | 6         | 7                      | 8        | 9     | 10    | 11     | 12     |
|  <p><b>Swivel Stool 5"</b> Pneumatic, 20" Base<br/>COM Yardage: 0.75<br/>Freight Class: 150<br/>Product Weight (lbs.): 14<br/>Cubic Feet Per Carton: 2.9</p>   |          | <b>1105</b> | \$441                     | \$472        | \$494      | \$530                  | \$577    | \$602     | \$636                  | \$718    | \$754 | \$828 | \$930  | \$1057 |
|   |          |             | <b>OVERALL DIMENSIONS</b> |              |            | <b>SEAT DIMENSIONS</b> |          |           | <b>BACK DIMENSIONS</b> |          |       |       |        |        |
|   |          |             | <b>W</b>                  | <b>D</b>     | <b>H</b>   | <b>W</b>               | <b>D</b> | <b>H</b>  | <b>W</b>               | <b>H</b> |       |       |        |        |
|   |          |             | 14                        | 14           | 18.5       | 14                     | -        | 16.5-21.5 | -                      | -        |       |       |        |        |
|   |          |             | <b>RTA 1</b>              | <b>FedEx</b> | <b>UPS</b> |                        |          |           |                        |          |       |       |        |        |
|  <p><b>Swivel Stool 10"</b> Pneumatic, 22" Base<br/>COM Yardage: 0.75<br/>Freight Class: 150<br/>Product Weight (lbs.): 14<br/>Cubic Feet Per Carton: 2.9</p> |          | <b>1110</b> | \$517                     | \$544        | \$568      | \$606                  | \$650    | \$676     | \$710                  | \$791    | \$828 | \$902 | \$1005 | \$1133 |
|   |          |             | <b>OVERALL DIMENSIONS</b> |              |            | <b>SEAT DIMENSIONS</b> |          |           | <b>BACK DIMENSIONS</b> |          |       |       |        |        |
|   |          |             | <b>W</b>                  | <b>D</b>     | <b>H</b>   | <b>W</b>               | <b>D</b> | <b>H</b>  | <b>W</b>               | <b>H</b> |       |       |        |        |
|   |          |             | 14                        | 14           | 18.5       | 14                     | -        | 22.5-32.5 | -                      | -        |       |       |        |        |
|   |          |             | <b>RTA 1</b>              | <b>FedEx</b> | <b>UPS</b> |                        |          |           |                        |          |       |       |        |        |

FLAP™



Folding Chair  
model 6775

STANDARD FEATURES

- A modern design, high quality, lightweight, all polymer folding chair intended for use indoors or outdoors. Products must be stored inside during extreme and inclement weather. See Global's Outdoor Furniture warranty for additional information.
- Weather resistant, UV resistant, stain resistant, 100% non-ferrous, and recyclable design that is 1:10 bleach solution cleanable.
- Chair legs are equipped with clear non-marking glides as standard. Suitable for outdoor environments, carpet and hard surface flooring
- Chairs are stocked in 2 colors: Alloy (**ALY**) and Milk (**MLK**)
- No upholstery options available
- Rated to 275 lbs.
- Single chair folds flat to 2.2" (55 mm).
- Flap achieves its strength and durability using glass filled polymer. Evidence of this material may be visible on the surface and is often more evident in darker colors.
- All Flap products are only available through Global's InStock program. Contact CustomerCare for lead times and quotation for quantities beyond InStock inventory.
- Two Flap Wall Hooks, sold individually, support either one (6776S) or two (6776) folded Flap chairs. Mounting hardware not included. Recommended mounting into stud. These Milk (**MLK**) colored plastic hooks mount on walls or inside closets and wardrobe cabinets providing easy access to extra seating.


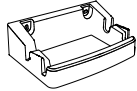
- A single chair and hook require 3.7" (94 mm) minimum clearance from wall. Two adhesive wall bumpers are provided in box, recommended for use when mounting behind doors. Two chairs and hook require 7.3" (185 mm) minimum clearance from wall. Wall bumpers not included.
- Flap Ganging Brackets (6778) are sold 12 to a box. These translucent, frosted plastic brackets attach across two adjacent chairs, just above or below the seat to provide temporary ganging for organized events.
- The Flap Dolly (6777), ordered separately, supports up to 24 chairs folded and stacked flat. Includes strap to secure chairs for storage and transport.
- Flap achieves its strength and durability using glass filled polymer. Evidence of this material may be visible on the surface and is often more evident in darker colors.


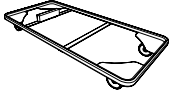
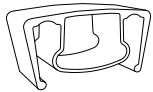
Please add option codes in the following order

- **Model number**  
6775 Folding Chair  
6776 Wall Hook, Two Chairs  
6776S Wall Hook, Single Chair  
6777 Dolly  
6778 Ganging Brackets
- **Chair Color**  
(ALY) Alloy  
(MLK) Milk

EXAMPLE OF FLAP ORDER CODE:

|                 |        |
|-----------------|--------|
| 6775            | ALY    |
| Model<br>Number | Finish |

| DESCRIPTION  | FEATURES                                       | MODEL#             | STANDARD TEXTILE GRADES   |          |          |                        |          |          |   |          |   |              |    |    |
|--|--|--------------------|---------------------------|----------|----------|------------------------|----------|----------|---|----------|---|--------------|----|----|
|  |  |                    | 1                         | 2        | 3        | 4                      | 5        | 6        | 7   | 8        | 9 | 10           | 11 | 12 |
|  <p><b>Folding Chair</b><br/>COM Yardage: N/A<br/>Freight Class: 100<br/>Product Weight (lbs.): 13.5<br/>Cubic Feet Per Carton: 1.6</p>             | <p>Shipped 2 per box.<br/>Ordered as each.</p> | <p><b>6775</b></p> | 226                       |          |          |                        |          |          |   |          |   |              |    |    |
|  |  |                    | <b>OVERALL DIMENSIONS</b> |          |          | <b>SEAT DIMENSIONS</b> |          |          | <b>BACK DIMENSIONS</b>                                      |          |   |              |    |    |
|  |  |                    | <b>W</b>                  | <b>D</b> | <b>H</b> | <b>W</b>               | <b>D</b> | <b>H</b> | <b>W</b>  | <b>H</b> |   |              |    |    |
|  |  |                    | 19                        | 21.5     | 33.5     | 16                     | 16.5     | 18.5     | 18.5  | 16       |   |              |    |    |
|  |  |                    | RTA 00                    |          |          | FedEx                  |          |          | 2 per carton (pricing and specifications are for one chair) |          |   |              |    |    |
|  <p><b>Flap Wall Hook, Two Chairs</b><br/>COM Yardage: N/A<br/>Freight Class: 70<br/>Product Weight (lbs.): 0.75<br/>Cubic Feet Per Carton: 0.2</p> |  | <p><b>6776</b></p> | 57                        |          |          |                        |          |          |   |          |   |              |    |    |
|  |  |                    | <b>OVERALL DIMENSIONS</b> |          |          | <b>SEAT DIMENSIONS</b> |          |          | <b>BACK DIMENSIONS</b>                                      |          |   |              |    |    |
|  |  |                    | <b>W</b>                  | <b>D</b> | <b>H</b> | <b>W</b>               | <b>D</b> | <b>H</b> | <b>W</b>  | <b>H</b> |   |              |    |    |
|  |  |                    | 9                         | 6        | 2.75     |                        |          |          |   |          |   |              |    |    |
|  |  |                    | RTA 00                    |          |          | FedEx                  |          |          | ups   |          |   | 1 per carton |    |    |

| DESCRIPTION   | FEATURES   | MODEL#       | STANDARD TEXTILE GRADES   |              |          |                        |  |          |                        |          |   |    |    |    |  |  |
|---|--|--------------|---------------------------|--------------|----------|------------------------|--|----------|------------------------|----------|---|----|----|----|--|--|
|   |  |              | 1                         | 2            | 3        | 4                      | 5  | 6        | 7                      | 8        | 9 | 10 | 11 | 12 |  |  |
|  <p><b>Flap Wall Hook, Single Chair</b><br/>                     COM Yardage: N/A<br/>                     Freight Class: 70<br/>                     Product Weight (lbs.): 0.06<br/>                     Cubic Feet Per Carton: 0.03</p>     |  | <b>6776S</b> | 57                        |              |          |                        |  |          |                        |          |   |    |    |    |  |  |
|   |  |              | <b>OVERALL DIMENSIONS</b> |              |          | <b>SEAT DIMENSIONS</b> |  |          | <b>BACK DIMENSIONS</b> |          |   |    |    |    |  |  |
|   |  |              | <b>W</b>                  | <b>D</b>     | <b>H</b> | <b>W</b>               | <b>D</b>   | <b>H</b> | <b>W</b>               | <b>H</b> |   |    |    |    |  |  |
|   |  |              | 8.5                       | 3.67         | 2.21     |                        |  |          |                        |          |   |    |    |    |  |  |
|   |  |              | <b>RTA 00</b>             | <b>FedEx</b> |          | <b>ups</b>             | 1 per carton   |          |                        |          |   |    |    |    |  |  |
|  <p><b>Dolly for Flap Folding Chairs</b><br/>                     COM Yardage: N/A<br/>                     Freight Class: 150<br/>                     Product Weight (lbs.): 23<br/>                     Cubic Feet Per Carton: 4.5</p>      | Holds up to 24 Flap folded chairs.<br>Includes tether strap. | <b>6777</b>  | 648                       |              |          |                        |  |          |                        |          |   |    |    |    |  |  |
|   |  |              | <b>OVERALL DIMENSIONS</b> |              |          | <b>SEAT DIMENSIONS</b> |  |          | <b>BACK DIMENSIONS</b> |          |   |    |    |    |  |  |
|   |  |              | <b>W</b>                  | <b>D</b>     | <b>H</b> | <b>W</b>               | <b>D</b>   | <b>H</b> | <b>W</b>               | <b>H</b> |   |    |    |    |  |  |
|   |  |              | 20.75                     | 44           | 5.25     |                        |  |          |                        |          |   |    |    |    |  |  |
|   |  |              | <b>RTA 00</b>             | <b>FedEx</b> |          | <b>ups</b>             | 1 per carton   |          |                        |          |   |    |    |    |  |  |
|  <p><b>Flap Ganging Bracket (box of 12)</b><br/>                     COM Yardage: N/A<br/>                     Freight Class: 70<br/>                     Product Weight (lbs.): 0.29<br/>                     Cubic Feet Per Carton: 0.03</p> |  | <b>6778</b>  | 199                       |              |          |                        |  |          |                        |          |   |    |    |    |  |  |
|   |  |              | <b>OVERALL DIMENSIONS</b> |              |          | <b>SEAT DIMENSIONS</b> |  |          | <b>BACK DIMENSIONS</b> |          |   |    |    |    |  |  |
|   |  |              | <b>W</b>                  | <b>D</b>     | <b>H</b> | <b>W</b>               | <b>D</b>   | <b>H</b> | <b>W</b>               | <b>H</b> |   |    |    |    |  |  |
|   |  |              | 0                         | 0            | 0        |                        |  |          |                        |          |   |    |    |    |  |  |
|   |  |              | <b>RTA 00</b>             | <b>FedEx</b> |          | <b>ups</b>             | 12 per carton (pricing and specifications are for box of 12) |          |                        |          |   |    |    |    |  |  |


ISLANDS™



model 4075



model 4076





Leather upholstered seat and back additional stitch detail shown.

STANDARD FEATURES

- Islands offers wood guest seating with contemporary styling.
- Offered in two styles; Upholstered back pad or Horizontal wood slat.
- Check textile availability prior to specifying upholstery material.
- When upholstered in Leather, there are additional stitching details with a seam across the middle of the back and two seams on the seat.
- Does not stack.

OPTIONAL FEATURES

- Frame available in Absolute (AAM), Black (BKM), Cherry (ACM), Espresso Cafe (ECM), English Oak (EOM), Fruitwood (TFM), Gray (HGM), Honey (AHM), Mahogany (TMM), Maple (AVM), Medium Walnut (MWM), Natural Walnut (NLW), Night (ASM), Noce Biondo (NBM), Noce Grigio (NGM), Noce Leggero (NEM), Noce Medio (NMM), Shaker Cherry (SKM), Walnut (TWM), WC Cream (WTM), White (WHM) and Winter Cherry (WCM). Please Specify. Genuine maple faced veneers and solids are used.

| DESCRIPTION   | FEATURES   | MODEL# | STANDARD TEXTILE GRADES   |          |          |                        |          |          |                        |          |        |        |        |        |
|---|--|--------|---------------------------|----------|----------|------------------------|----------|----------|------------------------|----------|--------|--------|--------|--------|
|   |  |        | 1                         | 2        | 3        | 4                      | 5        | 6        | 7                      | 8        | 9      | 10     | 11     | 12     |
|  <p>4075</p> <p><b>Armchair</b> Upholstered back.<br/>COM Yardage: 1.5<br/>Freight Class: 300<br/>Product Weight (lbs.): 25<br/>Cubic Feet Per Carton: 13.25</p>         | <p>Does not stack.</p> <p>Ergonomic Features:<br/>M, N</p> | 4075   | \$1016                    | \$1076   | \$1121   | \$1184                 | \$1278   | \$1322   | \$1406                 | \$1540   | \$1643 | \$1759 | \$1997 | \$2249 |
|   |  |        | <b>OVERALL DIMENSIONS</b> |          |          | <b>SEAT DIMENSIONS</b> |          |          | <b>BACK DIMENSIONS</b> |          |        |        |        |        |
|   |  |        | <b>W</b>                  | <b>D</b> | <b>H</b> | <b>W</b>               | <b>D</b> | <b>H</b> | <b>W</b>               | <b>H</b> |        |        |        |        |
|   |  |        | 24.5                      | 23.5     | 32       | 20.5                   | 18       | 18.5     | 19                     | 13       |        |        |        |        |
|  <p>4076</p> <p><b>Armchair</b> Horizontal wood slat back.<br/>COM Yardage: 1<br/>Freight Class: 300<br/>Product Weight (lbs.): 25<br/>Cubic Feet Per Carton: 13.25</p> | <p>Does not stack.</p> <p>Ergonomic Features:<br/>M, N</p> | 4076   | \$1078                    | \$1119   | \$1149   | \$1191                 | \$1255   | \$1285   | \$1340                 | \$1431   | \$1497 | \$1575 | \$1733 | \$1900 |
|   |  |        | <b>OVERALL DIMENSIONS</b> |          |          | <b>SEAT DIMENSIONS</b> |          |          | <b>BACK DIMENSIONS</b> |          |        |        |        |        |
|   |  |        | <b>W</b>                  | <b>D</b> | <b>H</b> | <b>W</b>               | <b>D</b> | <b>H</b> | <b>W</b>               | <b>H</b> |        |        |        |        |
|   |  |        | 24.5                      | 23.5     | 32       | 20.5                   | 18       | 18.5     | 19                     | 13       |        |        |        |        |
|   |  |        | RTA 00                    |          | FedEx    |                        | ups      |          |                        |          |        |        |        |        |

LAYNE™



model 8520T







model 8525T


STANDARD FEATURES

- Layne offers classic styling and value in a finely crafted wood framed side chair series.
- Frame construction is beechwood.
- Legs are equipped with White non-marking polypropylene glides. Suitable for both carpet and hard surface flooring.
- Offered in four back styles; Fully Upholstered, Picture Frame or Vertical Wood Slat.
- Check textile availability prior to specifying upholstery material.
- Does not stack.

OPTIONAL FEATURES

- Wood frames are available in Absolute (AAM), Black (BKM), Cherry (ACM), Espresso Cafe (ECM), English Oak (EOM), Fruitwood (TFM), Gray (HGM), Honey (AHM), Mahogany (TMM), Maple (AVM), Medium Walnut (MWM), Natural Walnut (NLW), Night (ASM), Noce Biondo (NBM), Noce Grigio (NGM), Noce Leggero (NEM), Noce Medio (NMM), Shaker Cherry (SKM), Walnut (TWM), WC Cream (WTM), White (WHM) and Winter Cherry (WCM). Please Specify.

| DESCRIPTION   | FEATURES   | MODEL#                    | STANDARD TEXTILE GRADES |          |                        |          |          |                        |          |        |        |        |        |        |  |  |
|---|--|---------------------------|-------------------------|----------|------------------------|----------|----------|------------------------|----------|--------|--------|--------|--------|--------|--|--|
|   |  |                           | 1                       | 2        | 3                      | 4        | 5        | 6                      | 7        | 8      | 9      | 10     | 11     | 12     |  |  |
| <br><b>Armless Upholstered Side Chair</b><br>COM Yardage: 1<br>Freight Class: 300<br>Product Weight (lbs.): 21<br>Cubic Feet Per Carton: 13.25 | Does not stack.<br><br>Ergonomic Features:<br>M, N | <b>8520T</b>              | \$911                   | \$960    | \$995                  | \$1047   | \$1124   | \$1149                 | \$1216   | \$1339 | \$1399 | \$1514 | \$1671 | \$1867 |  |  |
|   |  | <b>OVERALL DIMENSIONS</b> |                         |          | <b>SEAT DIMENSIONS</b> |          |          | <b>BACK DIMENSIONS</b> |          |        |        |        |        |        |  |  |
|   |  | <b>W</b>                  | <b>D</b>                | <b>H</b> | <b>W</b>               | <b>D</b> | <b>H</b> | <b>W</b>               | <b>H</b> |        |        |        |        |        |  |  |
|   |  | 22.75                     | 24                      | 33       | 20                     | 18.25    | 18       | 17.5                   | 14       |        |        |        |        |        |  |  |
|   |  |                           | <b>RTA 00</b>           |          |                        |          |          |                        |          |        |        |        |        |        |  |  |
| <br><b>Fully Upholstered Armchair</b><br>COM Yardage: 2.25<br>Freight Class: 300<br>Product Weight (lbs.): 22<br>Cubic Feet Per Carton: 13.25 | Does not stack<br><br>Ergonomic Features:<br>M, N  | <b>8521T</b>              | \$982                   | \$1076   | \$1150                 | \$1261   | \$1418   | \$1492                 | \$1633   | \$1860 | \$2035 | \$2228 | \$2628 | \$3055 |  |  |
|   |  | <b>OVERALL DIMENSIONS</b> |                         |          | <b>SEAT DIMENSIONS</b> |          |          | <b>BACK DIMENSIONS</b> |          |        |        |        |        |        |  |  |
|   |  | <b>W</b>                  | <b>D</b>                | <b>H</b> | <b>W</b>               | <b>D</b> | <b>H</b> | <b>W</b>               | <b>H</b> |        |        |        |        |        |  |  |
|   |  | 22.75                     | 24                      | 33       | 20                     | 18.25    | 18       | 17.5                   | 14       |        |        |        |        |        |  |  |
|   |  |                           | <b>RTA 00</b>           |          |                        |          |          |                        |          |        |        |        |        |        |  |  |
| <br><b>Picture Frame Armchair</b><br>COM Yardage: 1.25<br>Freight Class: 300<br>Product Weight (lbs.): 22<br>Cubic Feet Per Carton: 13.25    | Does not stack<br><br>Ergonomic Features:<br>M, N  | <b>8522T</b>              | \$1110                  | \$1150   | \$1178                 | \$1220   | \$1278   | \$1300                 | \$1355   | \$1450 | \$1500 | \$1592 | \$1718 | \$1873 |  |  |
|   |  | <b>OVERALL DIMENSIONS</b> |                         |          | <b>SEAT DIMENSIONS</b> |          |          | <b>BACK DIMENSIONS</b> |          |        |        |        |        |        |  |  |
|   |  | <b>W</b>                  | <b>D</b>                | <b>H</b> | <b>W</b>               | <b>D</b> | <b>H</b> | <b>W</b>               | <b>H</b> |        |        |        |        |        |  |  |
|   |  | 22.75                     | 24                      | 33       | 20                     | 18.25    | 18       | 17.5                   | 14       |        |        |        |        |        |  |  |
|   |  |                           | <b>RTA 00</b>           |          |                        |          |          |                        |          |        |        |        |        |        |  |  |
| <br><b>Upholstered Armchair</b><br>COM Yardage: 1<br>Freight Class: 300<br>Product Weight (lbs.): 22<br>Cubic Feet Per Carton: 13.25         | Does not stack<br><br>Ergonomic Features:<br>M, N  | <b>8525T</b>              | \$1037                  | \$1087   | \$1122                 | \$1178   | \$1257   | \$1285                 | \$1351   | \$1483 | \$1546 | \$1664 | \$1831 | \$2033 |  |  |
|   |  | <b>OVERALL DIMENSIONS</b> |                         |          | <b>SEAT DIMENSIONS</b> |          |          | <b>BACK DIMENSIONS</b> |          |        |        |        |        |        |  |  |
|   |  | <b>W</b>                  | <b>D</b>                | <b>H</b> | <b>W</b>               | <b>D</b> | <b>H</b> | <b>W</b>               | <b>H</b> |        |        |        |        |        |  |  |
|   |  | 22.75                     | 24                      | 33       | 20                     | 18.25    | 18       | 17.5                   | 14       |        |        |        |        |        |  |  |
|   |  |                           | <b>RTA 00</b>           |          |                        |          |          |                        |          |        |        |        |        |        |  |  |

| DESCRIPTION  | FEATURES   | MODEL#              | STANDARD TEXTILE GRADES |        |        |                 |        |        |                 |        |        |        |        |        |  |  |
|--|--|---------------------|-------------------------|--------|--------|-----------------|--------|--------|-----------------|--------|--------|--------|--------|--------|--|--|
|  |  |                     | 1                       | 2      | 3      | 4               | 5      | 6      | 7               | 8      | 9      | 10     | 11     | 12     |  |  |
|  <p><b>Vertical Wood Slat Armchair</b><br/>                     COM Yardage: 1<br/>                     Freight Class: 300<br/>                     Product Weight (lbs.): 22<br/>                     Cubic Feet Per Carton: 13.25</p> | <p>Does not stack.</p> <p>Ergonomic Features:<br/>M, N</p> | <p><b>8526T</b></p> | \$1077                  | \$1114 | \$1142 | \$1185          | \$1243 | \$1271 | \$1325          | \$1410 | \$1474 | \$1549 | \$1699 | \$1859 |  |  |
|  |  |                     | OVERALL DIMENSIONS      |        |        | SEAT DIMENSIONS |        |        | BACK DIMENSIONS |        |        |        |        |        |  |  |
|  |  |                     | W                       | D      | H      | W               | D      | H      | W               | H      |        |        |        |        |  |  |
| 22.75  | 24   | 33                  | 20                      | 18.25  | 18     | 17.5            | 14     |        |                 |        |        |        |        |        |  |  |
|  |  |                     | <b>RTA 00</b>           |        |        |                 |        |        |                 |        |        |        |        |        |  |  |

LITE



model 5940



model 5944



Closed Loop Arms.



model 5945



model 5951C



STANDARD FEATURES

















- Lite is a modern series inspired by classic designs.
- Arms are standard in cantilevered or closed loop. Both are made from fiberglass reinforced nylon, available in Black only.
- Frame is heavy duty, equipped with Sytex™ high-strength polyester webbing suspension system for extra comfort.
- Cantilever frame models are 1" diameter 12 gauge tubular steel.
- Four legged frames are 1" diameter 12 gauge tubular steel front legs and 7/8" diameter 14 gauge tubular steel rear legs, depending on the model.
- Glides are non-marking polypropylene (NM) suitable for both carpet and hard surface flooring.
- All models are rated for active user load of 300 lbs. per seat.
- Dual wheel carpet casters (C82) are standard on caster models.
- Check textile availability prior to specifying upholstery material.








OPTIONAL FEATURES


- Mesh models are available in any of the 24 standard Vue Mesh colors. Seat and back will be the same color mesh. Specify color: Sandy Beach (VU10), Dessert Sand (VU11), Orange Sunset (VU12), Chocolate Fountain (VU13), Artic Blue (VU14), Quarry Grey (VU15), Tidal Wave (VU16), Ivy Moss (VU17), Red Rose (VU18), Black (VU19), White (VU20), Lime (VU21), Chartreuse (VU23), Pool Blue (VU26), Sky (VU28), Primary Blue (VU32), Tangerine (VU34), Paprika (VU37), Grain (VU40), Yellow (VU43), Silver Grey (VU55), Silver (VU63), Hot Pink (VU65) and Red Mittens (VU70)
- A selection of glide options is available for four-legged chairs (models 5940, 5941, 5942, 5950, 5951 and 5952). Glides must be chosen to best suit flooring type and site conditions.
- Glides with felt pads (FG) are available for vinyl sheet, cork or laminate flooring, please specify. Add \$64.
- Glides with rubber pads (RG) are available for vinyl, hardwood, laminate, stone or ceramic flooring, please specify. Add \$64.
- For hard floor surface flooring casters please specify C9R, add \$104.
- **Frame finish**  


|                |                      |
|----------------|----------------------|
| (TBL) Black    | (TBZ) Buzz Blue      |
| (TCC) Cactus   | (TCR) Carrot         |
| (TDJ) Dijon    | (TDW) Designer White |
| (TEG) Eggplant | (TFO) Fog            |
| (TFR) Frost    | (TIN) Ink            |
| (TIV) Cloud    | (TKA) Kalua          |
| (TLA) Latte    | (TMO) Mocha          |
| (TOA) Toast    | (TNE) Nevada         |
| (TSH) Shadow   | (TSN) Sand           |
| (TSR) Scarlet  | (TTU) Tungsten       |
- (CHM) Chrome. Add \$106  
 (BCH) Brushed Chrome. Add \$113 for four-legged frame. Add \$240 for cantilever frame. Please Specify.


| DESCRIPTION   | FEATURES        | MODEL# | STANDARD TEXTILE GRADES |   |                           |               |          |                        |          |          |                        |          |    |    |  |
|---|-----------------|--------|-------------------------|---|---------------------------|---------------|----------|------------------------|----------|----------|------------------------|----------|----|----|--|
|   |                 |        | 1                       | 2 | 3                         | 4             | 5        | 6                      | 7        | 8        | 9                      | 10       | 11 | 12 |  |
|  <p><b>Four-legged Frame Armless</b><br/>                     COM Yardage: N/A<br/>                     Freight Class: 150<br/>                     Product Weight (lbs.): 26<br/>                     Cubic Feet Per Carton: 12.5</p>           | Does not stack. | 5940   | \$846                   |   |                           |               |          |                        |          |          |                        |          |    |    |  |
|   |                 |        |                         |   | <b>OVERALL DIMENSIONS</b> |               |          | <b>SEAT DIMENSIONS</b> |          |          | <b>BACK DIMENSIONS</b> |          |    |    |  |
|   |                 |        |                         |   | <b>W</b>                  | <b>D</b>      | <b>H</b> | <b>W</b>               | <b>D</b> | <b>H</b> | <b>W</b>               | <b>H</b> |    |    |  |
|   |                 |        |                         |   | 21.75                     | 24.75         | 34.25    | 20                     | 17       | 19       | 16                     | 19       |    |    |  |
|   |                 |        |                         |   |                           | <b>RTA 00</b> |          |                        |          |          |                        |          |    |    |  |
|  <p><b>Four-legged Frame Armless w/Casters</b><br/>                     COM Yardage: N/A<br/>                     Freight Class: 150<br/>                     Product Weight (lbs.): 26<br/>                     Cubic Feet Per Carton: 12.5</p> | Does not stack. | 5940C  | \$977                   |   |                           |               |          |                        |          |          |                        |          |    |    |  |
|   |                 |        |                         |   | <b>OVERALL DIMENSIONS</b> |               |          | <b>SEAT DIMENSIONS</b> |          |          | <b>BACK DIMENSIONS</b> |          |    |    |  |
|   |                 |        |                         |   | <b>W</b>                  | <b>D</b>      | <b>H</b> | <b>W</b>               | <b>D</b> | <b>H</b> | <b>W</b>               | <b>H</b> |    |    |  |
|   |                 |        |                         |   | 21.75                     | 24.75         | 34.25    | 20                     | 17       | 19       | 16                     | 19       |    |    |  |
|   |                 |        |                         |   |                           | <b>RTA 00</b> |          |                        |          |          |                        |          |    |    |  |


| DESCRIPTION  | FEATURES        | MODEL# | STANDARD TEXTILE GRADES   |      |       |                 |    |    |                 |    |   |    |    |    |
|--|-----------------|--------|---|------|-------|-----------------|----|----|-----------------|----|---|----|----|----|
|  |                 |        | 1   | 2    | 3     | 4               | 5  | 6  | 7               | 8  | 9 | 10 | 11 | 12 |
|  <p><b>Four-legged Frame w/Cantilever Arms</b><br/>COM Yardage: N/A<br/>Freight Class: 150<br/>Product Weight (lbs.): 29<br/>Cubic Feet Per Carton: 13.75</p>               | Does not stack. | 5941   | \$972   |      |       |                 |    |    |                 |    |   |    |    |    |
|  |                 |        | OVERALL DIMENSIONS  |      |       | SEAT DIMENSIONS |    |    | BACK DIMENSIONS |    |   |    |    |    |
|  |                 |        | W   | D    | H     | W               | D  | H  | W               | H  |   |    |    |    |
|  |                 |        | 24  | 25.5 | 34.25 | 20              | 17 | 19 | 16              | 19 |   |    |    |    |
|  |                 |        |          |      |       |                 |    |    |                 |    |   |    |    |    |
|  <p><b>Four-legged Frame w/Cantilever Arms &amp; Casters</b><br/>COM Yardage: N/A<br/>Freight Class: 150<br/>Product Weight (lbs.): 29<br/>Cubic Feet Per Carton: 13.75</p> | Does not stack. | 5941C  | \$1104  |      |       |                 |    |    |                 |    |   |    |    |    |
|  |                 |        | OVERALL DIMENSIONS  |      |       | SEAT DIMENSIONS |    |    | BACK DIMENSIONS |    |   |    |    |    |
|  |                 |        | W   | D    | H     | W               | D  | H  | W               | H  |   |    |    |    |
|  |                 |        | 24  | 25.5 | 34.25 | 20              | 17 | 19 | 16              | 19 |   |    |    |    |
|  |                 |        |          |      |       |                 |    |    |                 |    |   |    |    |    |
|  <p><b>Four-legged Frame w/ Loop Arms</b><br/>COM Yardage: N/A<br/>Freight Class: 150<br/>Product Weight (lbs.): 29<br/>Cubic Feet Per Carton: 13.75</p>                   | Does not stack. | 5942   | \$972   |      |       |                 |    |    |                 |    |   |    |    |    |
|  |                 |        | OVERALL DIMENSIONS  |      |       | SEAT DIMENSIONS |    |    | BACK DIMENSIONS |    |   |    |    |    |
|  |                 |        | W   | D    | H     | W               | D  | H  | W               | H  |   |    |    |    |
|  |                 |        | 23.75   | 25.5 | 34.25 | 20              | 17 | 19 | 16              | 19 |   |    |    |    |
|  |                 |        |    |      |       |                 |    |    |                 |    |   |    |    |    |
|  <p><b>Four-legged Frame w/ Loop Arms &amp; Casters</b><br/>COM Yardage: N/A<br/>Freight Class: 150<br/>Product Weight (lbs.): 29<br/>Cubic Feet Per Carton: 13.75</p>    | Does not stack. | 5942C  | \$1104  |      |       |                 |    |    |                 |    |   |    |    |    |
|  |                 |        | OVERALL DIMENSIONS  |      |       | SEAT DIMENSIONS |    |    | BACK DIMENSIONS |    |   |    |    |    |
|  |                 |        | W   | D    | H     | W               | D  | H  | W               | H  |   |    |    |    |
|  |                 |        | 23.75   | 25.5 | 34.25 | 20              | 17 | 19 | 16              | 19 |   |    |    |    |
|  |                 |        |    |      |       |                 |    |    |                 |    |   |    |    |    |
|  <p><b>Cantilever Frame Armless</b><br/>COM Yardage: N/A<br/>Freight Class: 150<br/>Product Weight (lbs.): 27<br/>Cubic Feet Per Carton: 12.5</p>                         | Does not stack. | 5943   | \$916   |      |       |                 |    |    |                 |    |   |    |    |    |
|  |                 |        | OVERALL DIMENSIONS  |      |       | SEAT DIMENSIONS |    |    | BACK DIMENSIONS |    |   |    |    |    |
|  |                 |        | W   | D    | H     | W               | D  | H  | W               | H  |   |    |    |    |
|  |                 |        | 21.75   | 23.5 | 34.25 | 20              | 17 | 19 | 16              | 19 |   |    |    |    |
|  |                 |        |    |      |       |                 |    |    |                 |    |   |    |    |    |


| DESCRIPTION   | FEATURES        | MODEL#  | STANDARD TEXTILE GRADES |          |                        |          |          |                        |          |        |        |        |        |        |  |
|---|-----------------|---|-------------------------|----------|------------------------|----------|----------|------------------------|----------|--------|--------|--------|--------|--------|--|
|   |                 |   | 1                       | 2        | 3                      | 4        | 5        | 6                      | 7        | 8      | 9      | 10     | 11     | 12     |  |
|  <p><b>Cantilever Frame w/Cantilever Arms</b><br/>COM Yardage: N/A<br/>Freight Class: 150<br/>Product Weight (lbs.): 35<br/>Cubic Feet Per Carton: 13.75</p>                 | Does not stack. | 5944  | \$1042                  |          |                        |          |          |                        |          |        |        |        |        |        |  |
|   |                 | <b>OVERALL DIMENSIONS</b>   |                         |          | <b>SEAT DIMENSIONS</b> |          |          | <b>BACK DIMENSIONS</b> |          |        |        |        |        |        |  |
|   |                 | <b>W</b>  | <b>D</b>                | <b>H</b> | <b>W</b>               | <b>D</b> | <b>H</b> | <b>W</b>               | <b>H</b> |        |        |        |        |        |  |
|   |                 | 24  | 23.5                    | 34.25    | 20                     | 17       | 19       | 16                     | 19       |        |        |        |        |        |  |
|   |                 | <b>RTA 00</b>   |                         |          |                        |          |          |                        |          |        |        |        |        |        |  |
|  <p><b>Cantilever Frame w/Loop Arms</b><br/>COM Yardage: N/A<br/>Freight Class: 150<br/>Product Weight (lbs.): 35<br/>Cubic Feet Per Carton: 13.75</p>                       | Does not stack. | 5945  | \$1042                  |          |                        |          |          |                        |          |        |        |        |        |        |  |
|   |                 | <b>OVERALL DIMENSIONS</b>   |                         |          | <b>SEAT DIMENSIONS</b> |          |          | <b>BACK DIMENSIONS</b> |          |        |        |        |        |        |  |
|   |                 | <b>W</b>  | <b>D</b>                | <b>H</b> | <b>W</b>               | <b>D</b> | <b>H</b> | <b>W</b>               | <b>H</b> |        |        |        |        |        |  |
|   |                 | 23.75   | 23.5                    | 34.25    | 20                     | 17       | 19       | 16                     | 19       |        |        |        |        |        |  |
|   |                 | <b>RTA 00</b>   |                         |          |                        |          |          |                        |          |        |        |        |        |        |  |
|  <p><b>Upholstered Four-legged Frame Armless</b><br/>COM Yardage: 1.50<br/>Freight Class: 150<br/>Product Weight (lbs.): 26<br/>Cubic Feet Per Carton: 12.5</p>             | Does not stack. | 5950  | \$700                   | \$767    | \$812                  | \$884    | \$984    | \$1033                 | \$1126   | \$1272 | \$1383 | \$1510 | \$1770 | \$2045 |  |
|   |                 | <b>OVERALL DIMENSIONS</b>   |                         |          | <b>SEAT DIMENSIONS</b> |          |          | <b>BACK DIMENSIONS</b> |          |        |        |        |        |        |  |
|   |                 | <b>W</b>  | <b>D</b>                | <b>H</b> | <b>W</b>               | <b>D</b> | <b>H</b> | <b>W</b>               | <b>H</b> |        |        |        |        |        |  |
|   |                 | 21.75   | 24.75                   | 34.25    | 20                     | 17       | 19       | 16                     | 19       |        |        |        |        |        |  |
|   |                 | <b>RTA 00</b>   |                         |          |                        |          |          |                        |          |        |        |        |        |        |  |
|  <p><b>Upholstered Four-legged Frame Armless w/Casters</b><br/>COM Yardage: 1.50<br/>Freight Class: 150<br/>Product Weight (lbs.): 26<br/>Cubic Feet Per Carton: 12.5</p>  | Does not stack. | 5950C   | \$833                   | \$900    | \$945                  | \$1017   | \$1117   | \$1166                 | \$1259   | \$1405 | \$1516 | \$1643 | \$1903 | 1362   |  |
|   |                 | <b>OVERALL DIMENSIONS</b>   |                         |          | <b>SEAT DIMENSIONS</b> |          |          | <b>BACK DIMENSIONS</b> |          |        |        |        |        |        |  |
|   |                 | <b>W</b>  | <b>D</b>                | <b>H</b> | <b>W</b>               | <b>D</b> | <b>H</b> | <b>W</b>               | <b>H</b> |        |        |        |        |        |  |
|   |                 | 21.75   | 24.75                   | 34.25    | 20                     | 17       | 19       | 16                     | 19       |        |        |        |        |        |  |
|   |                 | <b>RTA 00</b>   |                         |          |                        |          |          |                        |          |        |        |        |        |        |  |
|  <p><b>Upholstered Four-legged Frame w/Cantilever Arms</b><br/>COM Yardage: 1.50<br/>Freight Class: 150<br/>Product Weight (lbs.): 29<br/>Cubic Feet Per Carton: 13.75</p> | Does not stack. | 5951  | \$822                   | \$889    | \$934                  | \$1006   | \$1106   | \$1155                 | \$1248   | \$1394 | \$1505 | \$1632 | \$1892 | 1357   |  |
|   |                 | <b>OVERALL DIMENSIONS</b>   |                         |          | <b>SEAT DIMENSIONS</b> |          |          | <b>BACK DIMENSIONS</b> |          |        |        |        |        |        |  |
|   |                 | <b>W</b>  | <b>D</b>                | <b>H</b> | <b>W</b>               | <b>D</b> | <b>H</b> | <b>W</b>               | <b>H</b> |        |        |        |        |        |  |
|   |                 | 24  | 25.5                    | 34.25    | 20                     | 17       | 19       | 16                     | 19       |        |        |        |        |        |  |
|   |                 | <b>RTA 00</b>   |                         |          |                        |          |          |                        |          |        |        |        |        |        |  |

| DESCRIPTION  | FEATURES        | MODEL#                    | STANDARD TEXTILE GRADES |          |                        |          |          |                        |          |        |        |        |        |      |
|--|-----------------|---------------------------|-------------------------|----------|------------------------|----------|----------|------------------------|----------|--------|--------|--------|--------|------|
|  |                 |                           | 1                       | 2        | 3                      | 4        | 5        | 6                      | 7        | 8      | 9      | 10     | 11     | 12   |
|  <p><b>Upholstered Four-legged Frame w/Cantilever Arms &amp; Casters</b><br/>                     COM Yardage: 1.50<br/>                     Freight Class: 150<br/>                     Product Weight (lbs.): 29<br/>                     Cubic Feet Per Carton: 13.75</p> | Does not stack. | <b>5951C</b>              | \$957                   | \$1024   | \$1069                 | \$1141   | \$1241   | \$1290                 | \$1383   | \$1529 | \$1640 | \$1767 | \$2027 | 1439 |
|  |                 | <b>OVERALL DIMENSIONS</b> |                         |          | <b>SEAT DIMENSIONS</b> |          |          | <b>BACK DIMENSIONS</b> |          |        |        |        |        |      |
|  |                 | <b>W</b>                  | <b>D</b>                | <b>H</b> | <b>W</b>               | <b>D</b> | <b>H</b> | <b>W</b>               | <b>H</b> |        |        |        |        |      |
|  |                 | 24                        | 25.5                    | 34.25    | 20                     | 17       | 19       | 16                     | 19       |        |        |        |        |      |
|  |                 |                           | <b>RTA 00</b>           |          |                        |          |          |                        |          |        |        |        |        |      |

| DESCRIPTION  | FEATURES        | MODEL#                    | STANDARD TEXTILE GRADES |          |                        |          |          |                        |          |        |        |        |        |      |
|--|-----------------|---------------------------|-------------------------|----------|------------------------|----------|----------|------------------------|----------|--------|--------|--------|--------|------|
|  |                 |                           | 1                       | 2        | 3                      | 4        | 5        | 6                      | 7        | 8      | 9      | 10     | 11     | 12   |
|  <p><b>Upholstered Four-legged Frame w/Loop Arms</b><br/>                     COM Yardage: 1.50<br/>                     Freight Class: 150<br/>                     Product Weight (lbs.): 29<br/>                     Cubic Feet Per Carton: 13.75</p> | Does not stack. | <b>5952</b>               | \$822                   | \$889    | \$934                  | \$1006   | \$1106   | \$1155                 | \$1248   | \$1394 | \$1505 | \$1632 | \$1892 | 1357 |
|  |                 | <b>OVERALL DIMENSIONS</b> |                         |          | <b>SEAT DIMENSIONS</b> |          |          | <b>BACK DIMENSIONS</b> |          |        |        |        |        |      |
|  |                 | <b>W</b>                  | <b>D</b>                | <b>H</b> | <b>W</b>               | <b>D</b> | <b>H</b> | <b>W</b>               | <b>H</b> |        |        |        |        |      |
|  |                 | 23.75                     | 25.5                    | 34.25    | 20                     | 17       | 19       | 16                     | 19       |        |        |        |        |      |
|  |                 |                           | <b>RTA 00</b>           |          |                        |          |          |                        |          |        |        |        |        |      |


| DESCRIPTION  | FEATURES        | MODEL#                    | STANDARD TEXTILE GRADES |          |                        |          |          |                        |          |        |        |        |        |      |
|--|-----------------|---------------------------|-------------------------|----------|------------------------|----------|----------|------------------------|----------|--------|--------|--------|--------|------|
|  |                 |                           | 1                       | 2        | 3                      | 4        | 5        | 6                      | 7        | 8      | 9      | 10     | 11     | 12   |
|  <p><b>Upholstered Four-legged Frame w/Loop Arms &amp; Casters</b><br/>                     COM Yardage: 1.50<br/>                     Freight Class: 150<br/>                     Product Weight (lbs.): 29<br/>                     Cubic Feet Per Carton: 13.75</p> | Does not stack. | <b>5952C</b>              | \$957                   | \$1024   | \$1069                 | \$1141   | \$1241   | \$1290                 | \$1383   | \$1529 | \$1640 | \$1767 | \$2027 | 1439 |
|  |                 | <b>OVERALL DIMENSIONS</b> |                         |          | <b>SEAT DIMENSIONS</b> |          |          | <b>BACK DIMENSIONS</b> |          |        |        |        |        |      |
|  |                 | <b>W</b>                  | <b>D</b>                | <b>H</b> | <b>W</b>               | <b>D</b> | <b>H</b> | <b>W</b>               | <b>H</b> |        |        |        |        |      |
|  |                 | 23.75                     | 25.5                    | 34.25    | 20                     | 17       | 19       | 16                     | 19       |        |        |        |        |      |
|  |                 |                           | <b>RTA 00</b>           |          |                        |          |          |                        |          |        |        |        |        |      |

| DESCRIPTION  | FEATURES        | MODEL#                    | STANDARD TEXTILE GRADES |          |                        |          |          |                        |          |        |        |        |        |      |
|--|-----------------|---------------------------|-------------------------|----------|------------------------|----------|----------|------------------------|----------|--------|--------|--------|--------|------|
|  |                 |                           | 1                       | 2        | 3                      | 4        | 5        | 6                      | 7        | 8      | 9      | 10     | 11     | 12   |
|  <p><b>Upholstered Cantilever Frame Armless</b><br/>                     COM Yardage: 1.50<br/>                     Freight Class: 150<br/>                     Product Weight (lbs.): 27<br/>                     Cubic Feet Per Carton: 12.5</p> | Does not stack. | <b>5953</b>               | \$766                   | \$833    | \$878                  | \$950    | \$1050   | \$1099                 | \$1192   | \$1338 | \$1449 | \$1576 | \$1836 | 1323 |
|  |                 | <b>OVERALL DIMENSIONS</b> |                         |          | <b>SEAT DIMENSIONS</b> |          |          | <b>BACK DIMENSIONS</b> |          |        |        |        |        |      |
|  |                 | <b>W</b>                  | <b>D</b>                | <b>H</b> | <b>W</b>               | <b>D</b> | <b>H</b> | <b>W</b>               | <b>H</b> |        |        |        |        |      |
|  |                 | 21.75                     | 23.5                    | 34.25    | 20                     | 17       | 19       | 16                     | 19       |        |        |        |        |      |
|  |                 |                           | <b>RTA 00</b>           |          |                        |          |          |                        |          |        |        |        |        |      |

| DESCRIPTION   | FEATURES        | MODEL#                    | STANDARD TEXTILE GRADES |          |                        |          |          |                        |          |        |        |        |        |        |
|---|-----------------|---------------------------|-------------------------|----------|------------------------|----------|----------|------------------------|----------|--------|--------|--------|--------|--------|
|   |                 |                           | 1                       | 2        | 3                      | 4        | 5        | 6                      | 7        | 8      | 9      | 10     | 11     | 12     |
|  <p><b>Upholstered Cantilever Frame w/Cantilever Arms</b><br/>                     COM Yardage: 1.50<br/>                     Freight Class: 150<br/>                     Product Weight (lbs.): 35<br/>                     Cubic Feet Per Carton: 13.75</p> | Does not stack. | <b>5954</b>               | \$894                   | \$961    | \$1006                 | \$1078   | \$1178   | \$1227                 | \$1320   | \$1466 | \$1577 | \$1704 | \$1964 | \$2239 |
|   |                 | <b>OVERALL DIMENSIONS</b> |                         |          | <b>SEAT DIMENSIONS</b> |          |          | <b>BACK DIMENSIONS</b> |          |        |        |        |        |        |
|   |                 | <b>W</b>                  | <b>D</b>                | <b>H</b> | <b>W</b>               | <b>D</b> | <b>H</b> | <b>W</b>               | <b>H</b> |        |        |        |        |        |
|   |                 | 24                        | 23.5                    | 34.25    | 20                     | 17       | 19       | 16                     | 19       |        |        |        |        |        |
|   |                 |                           | <b>RTA 00</b>           |          |                        |          |          |                        |          |        |        |        |        |        |

# MULTI-PURPOSE

LITE™ L

| DESCRIPTION  | FEATURES        | MODEL#             | STANDARD TEXTILE GRADES |       |                 |        |        |                 |        |        |        |        |        |      |  |  |
|--|-----------------|--------------------|-------------------------|-------|-----------------|--------|--------|-----------------|--------|--------|--------|--------|--------|------|--|--|
|  |                 |                    | 1                       | 2     | 3               | 4      | 5      | 6               | 7      | 8      | 9      | 10     | 11     | 12   |  |  |
|  <p><b>Upholstered Cantilever Frame w/Loop Arms</b><br/>                     COM Yardage: 1.50<br/>                     Freight Class: 150<br/>                     Product Weight (lbs.): 35<br/>                     Cubic Feet Per Carton: 13.75</p> | Does not stack. | <b>5955</b>        | \$894                   | \$961 | \$1006          | \$1078 | \$1178 | \$1227          | \$1320 | \$1466 | \$1577 | \$1704 | \$1964 | 1400 |  |  |
|  |                 | OVERALL DIMENSIONS |                         |       | SEAT DIMENSIONS |        |        | BACK DIMENSIONS |        |        |        |        |        |      |  |  |
|  |                 | W                  | D                       | H     | W               | D      | H      | W               | H      |        |        |        |        |      |  |  |
|  |                 |                    | 23.75                   | 23.5  | 34.25           | 20     | 17     | 19              | 16     | 19     |        |        |        |      |  |  |
|  |                 |                    | <b>RTA 00</b>           |       |                 |        |        |                 |        |        |        |        |        |      |  |  |

MARCHE™



model 8624 (BCH)



model 8621 (CH)

STANDARD FEATURES

- A contemporary wood seating series.
- Legs are standard in Black with Black non-marking glides.
- Does not stack.
- Check textile availability prior to specifying upholstery material.

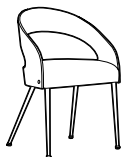
OPTIONAL FEATURES

- Wood backs are available in Absolute (AAM), Black (BKM), Cherry (ACM), English Oak (EOM), Espresso Cafe (ECM), Fruitwood (TFM), Gray (HGM), Honey (AHM), Mahogany (TMM), Maple (AVM), Medium Walnut (MWM), Night (ASM),

Noce Biondo (NBM), Noce Grigio (NGM), Noce Leggero (NEM), Noce Medio (NMM), Shaker Cherry (SKM), Walnut (TWM), WC Cream (WTM), White (WHM) and Winter Cherry (WCM). Please Specify.

- Optional finishes are available at an upcharge. For models 8621, 8622 or 8624 add \$100 for Chrome (CHM) or Brushed Chrome (BCH), Add \$69 for Tungsten (TTU). For models 8621S, 8622S or 8624S add \$132 for Chrome (CHM) or Brushed Chrome (BCH), Add \$94 for Tungsten (TTU).

| DESCRIPTION | FEATURES | MODEL# | STANDARD TEXTILE GRADES |   |   |   |   |   |   |   |   |    |    |    |
|-------------|----------|--------|-------------------------|---|---|---|---|---|---|---|---|----|----|----|
|             |          |        | 1                       | 2 | 3 | 4 | 5 | 6 | 7 | 8 | 9 | 10 | 11 | 12 |



**Side Chair** Open wood back  
COM Yardage: 1  
Freight Class: 250  
Product Weight (lbs.): 18.1  
Cubic Feet Per Carton: 11.25

Does not stack.

|      |        |        |        |        |        |        |        |        |        |        |        |        |
|------|--------|--------|--------|--------|--------|--------|--------|--------|--------|--------|--------|--------|
| 8621 | \$1248 | \$1288 | \$1319 | \$1365 | \$1429 | \$1458 | \$1518 | \$1611 | \$1683 | \$1763 | \$1928 | \$2103 |
|------|--------|--------|--------|--------|--------|--------|--------|--------|--------|--------|--------|--------|

| OVERALL DIMENSIONS |   |   | SEAT DIMENSIONS |   |   | BACK DIMENSIONS |   |
|--------------------|---|---|-----------------|---|---|-----------------|---|
| W                  | D | H | W               | D | H | W               | H |

|    |    |      |    |      |    |    |      |
|----|----|------|----|------|----|----|------|
| 20 | 21 | 31.5 | 19 | 16.5 | 19 | 20 | 13.5 |
|----|----|------|----|------|----|----|------|

RTA 00 FedEx



**Side Chair** Closed Upholstered Wood back  
COM Yardage: 2.25  
Freight Class: 250  
Product Weight (lbs.): 22.05  
Cubic Feet Per Carton: 11.25

Does not stack.

|      |        |        |        |        |        |        |        |        |        |        |        |        |
|------|--------|--------|--------|--------|--------|--------|--------|--------|--------|--------|--------|--------|
| 8622 | \$1259 | \$1367 | \$1402 | \$1455 | \$1530 | \$1557 | \$1621 | \$1747 | \$1804 | \$1920 | \$2077 | \$2273 |
|------|--------|--------|--------|--------|--------|--------|--------|--------|--------|--------|--------|--------|

| OVERALL DIMENSIONS |   |   | SEAT DIMENSIONS |   |   | BACK DIMENSIONS |   |
|--------------------|---|---|-----------------|---|---|-----------------|---|
| W                  | D | H | W               | D | H | W               | H |

|    |    |      |    |      |    |    |      |
|----|----|------|----|------|----|----|------|
| 20 | 21 | 31.5 | 19 | 16.5 | 19 | 20 | 13.5 |
|----|----|------|----|------|----|----|------|

RTA 00



**Side Chair** Closed Wood Back  
COM Yardage: 1  
Freight Class: 250  
Product Weight (lbs.): 20.22  
Cubic Feet Per Carton: 11.25

Does not stack.

|      |        |        |        |        |        |        |        |        |        |        |        |        |
|------|--------|--------|--------|--------|--------|--------|--------|--------|--------|--------|--------|--------|
| 8624 | \$1248 | \$1288 | \$1319 | \$1365 | \$1429 | \$1458 | \$1518 | \$1611 | \$1683 | \$1763 | \$1928 | \$2103 |
|------|--------|--------|--------|--------|--------|--------|--------|--------|--------|--------|--------|--------|

| OVERALL DIMENSIONS |   |   | SEAT DIMENSIONS |   |   | BACK DIMENSIONS |   |
|--------------------|---|---|-----------------|---|---|-----------------|---|
| W                  | D | H | W               | D | H | W               | H |

|    |    |      |    |      |    |    |      |
|----|----|------|----|------|----|----|------|
| 20 | 21 | 31.5 | 19 | 16.5 | 19 | 20 | 13.5 |
|----|----|------|----|------|----|----|------|

RTA 00



**Counter Stool** Open Wood Back  
COM Yardage: 1  
Freight Class: 300  
Product Weight (lbs.): 32  
Cubic Feet Per Carton: 13






Does not stack.

|         |        |        |        |        |        |        |        |        |        |        |        |        |
|---------|--------|--------|--------|--------|--------|--------|--------|--------|--------|--------|--------|--------|
| 8621S26 | \$1539 | \$1575 | \$1599 | \$1633 | \$1684 | \$1707 | \$1756 | \$1828 | \$1884 | \$1948 | \$2075 | \$2215 |
|---------|--------|--------|--------|--------|--------|--------|--------|--------|--------|--------|--------|--------|

| OVERALL DIMENSIONS |   |   | SEAT DIMENSIONS |   |   | BACK DIMENSIONS |   |
|--------------------|---|---|-----------------|---|---|-----------------|---|
| W                  | D | H | W               | D | H | W               | H |

|    |    |      |    |      |    |    |      |
|----|----|------|----|------|----|----|------|
| 20 | 21 | 38.5 | 19 | 16.5 | 26 | 20 | 13.5 |
|----|----|------|----|------|----|----|------|

RTA 00

| DESCRIPTION   | FEATURES        | MODEL#         | STANDARD TEXTILE GRADES   |          |          |                        |          |          |                        |          |        |        |        |        |
|---|-----------------|----------------|---------------------------|----------|----------|------------------------|----------|----------|------------------------|----------|--------|--------|--------|--------|
|   |                 |                | 1                         | 2        | 3        | 4                      | 5        | 6        | 7                      | 8        | 9      | 10     | 11     | 12     |
|  <p><b>Counter Stool</b> Closed Upholstered Wood Back<br/>COM Yardage: 2.25<br/>Freight Class: 250<br/>Product Weight (lbs.): 32<br/>Cubic Feet Per Carton: 13</p> | Does not stack. | <b>8622S26</b> | \$1601                    | \$1689   | \$1754   | \$1856                 | \$1998   | \$2068   | \$2197                 | \$2403   | \$2563 | \$2740 | \$3104 | \$3495 |
|   |                 |                | <b>OVERALL DIMENSIONS</b> |          |          | <b>SEAT DIMENSIONS</b> |          |          | <b>BACK DIMENSIONS</b> |          |        |        |        |        |
|   |                 |                | <b>W</b>                  | <b>D</b> | <b>H</b> | <b>W</b>               | <b>D</b> | <b>H</b> | <b>W</b>               | <b>H</b> |        |        |        |        |
|   |                 |                | 20                        | 21       | 38.5     | 19                     | 16.5     | 26       | 20                     | 13.5     |        |        |        |        |
|   |                 |                | <b>RTA 00</b>             |          |          |                        |          |          |                        |          |        |        |        |        |
|  <p><b>Counter Stool</b> Closed Wood Back<br/>COM Yardage: 1<br/>Freight Class: 250<br/>Product Weight (lbs.): 32<br/>Cubic Feet Per Carton: 13</p>                | Does not stack. | <b>8624S26</b> | \$1539                    | \$1575   | \$1599   | \$1633                 | \$1684   | \$1707   | \$1756                 | \$1828   | \$1884 | \$1948 | \$2075 | \$2215 |
|   |                 |                | <b>OVERALL DIMENSIONS</b> |          |          | <b>SEAT DIMENSIONS</b> |          |          | <b>BACK DIMENSIONS</b> |          |        |        |        |        |
|   |                 |                | <b>W</b>                  | <b>D</b> | <b>H</b> | <b>W</b>               | <b>D</b> | <b>H</b> | <b>W</b>               | <b>H</b> |        |        |        |        |
|   |                 |                | 20                        | 21       | 38.5     | 19                     | 16.5     | 26       | 20                     | 13.5     |        |        |        |        |
|   |                 |                | <b>RTA 00</b>             |          |          |                        |          |          |                        |          |        |        |        |        |
|  <p><b>Barstool</b> Open Wood Back<br/>COM Yardage: 1<br/>Freight Class: 250<br/>Product Weight (lbs.): 38<br/>Cubic Feet Per Carton: 14</p>                      | Does not stack. | <b>8621S30</b> | \$1621                    | \$1732   | \$1751   | \$1785                 | \$1829   | \$1842   | \$1881                 | \$1957   | \$1994 | \$2061 | \$2156 | \$2272 |
|   |                 |                | <b>OVERALL DIMENSIONS</b> |          |          | <b>SEAT DIMENSIONS</b> |          |          | <b>BACK DIMENSIONS</b> |          |        |        |        |        |
|   |                 |                | <b>W</b>                  | <b>D</b> | <b>H</b> | <b>W</b>               | <b>D</b> | <b>H</b> | <b>W</b>               | <b>H</b> |        |        |        |        |
|   |                 |                | 20                        | 21       | 42.5     | 19                     | 16.5     | 30       | 20                     | 13.5     |        |        |        |        |
|   |                 |                | <b>RTA 00</b>             |          |          |                        |          |          |                        |          |        |        |        |        |
|  <p><b>Barstool</b> Closed Upholstered Wood Back<br/>COM Yardage: 2.25<br/>Freight Class: 250<br/>Product Weight (lbs.): 38<br/>Cubic Feet Per Carton: 14</p>    | Does not stack. | <b>8622S30</b> | \$1683                    | \$1771   | \$1836   | \$1938                 | \$2080   | \$2149   | \$2277                 | \$2485   | \$2645 | \$2822 | \$3186 | \$3575 |
|   |                 |                | <b>OVERALL DIMENSIONS</b> |          |          | <b>SEAT DIMENSIONS</b> |          |          | <b>BACK DIMENSIONS</b> |          |        |        |        |        |
|   |                 |                | <b>W</b>                  | <b>D</b> | <b>H</b> | <b>W</b>               | <b>D</b> | <b>H</b> | <b>W</b>               | <b>H</b> |        |        |        |        |
|   |                 |                | 20                        | 21       | 42.5     | 19                     | 16.5     | 30       | 20                     | 13.5     |        |        |        |        |
|   |                 |                | <b>RTA 00</b>             |          |          |                        |          |          |                        |          |        |        |        |        |
|  <p><b>Barstool</b> Closed Wood Back<br/>COM Yardage: 1<br/>Freight Class: 250<br/>Product Weight (lbs.): 38<br/>Cubic Feet Per Carton: 14</p>                   | Does not stack. | <b>8624S30</b> | \$1621                    | \$1732   | \$1751   | \$1785                 | \$1829   | \$1842   | \$1881                 | \$1957   | \$1994 | \$2061 | \$2156 | \$2272 |
|   |                 |                | <b>OVERALL DIMENSIONS</b> |          |          | <b>SEAT DIMENSIONS</b> |          |          | <b>BACK DIMENSIONS</b> |          |        |        |        |        |
|   |                 |                | <b>W</b>                  | <b>D</b> | <b>H</b> | <b>W</b>               | <b>D</b> | <b>H</b> | <b>W</b>               | <b>H</b> |        |        |        |        |
|   |                 |                | 20                        | 21       | 42.5     | 19                     | 16.5     | 30       | 20                     | 13.5     |        |        |        |        |
|   |                 |                | <b>RTA 00</b>             |          |          |                        |          |          |                        |          |        |        |        |        |



model 8335T



model 8336T



**STANDARD FEATURES**

- Mayne offers classic styling and value in a finely crafted wood framed side chair.
- Frame construction is beechwood.
- Legs are equipped with White non-marking polypropylene glides Suitable for both carpet and hard surface flooring.
- Offered in two back styles; Upholstered back or Vertical wood slat.
- Check textile availability prior to specifying upholstery material.
- Does not stack.

**MULTI-PURPOSE**

**OPTIONAL FEATURES**

- Wood frames available in Absolute (**AAM**), Black (**BKM**), Cherry (**ACM**), Espresso Cafe (**ECM**), English Oak (**EOM**), Fruitwood (**TFM**), Gray (**HGM**), Honey (**AHM**), Mahogany (**TMM**), Maple (**AVM**), Medium Walnut (**MWWM**), Natural Walnut (**NLW**), Night (**ASM**), Noce Biondo (**NBM**), Noce Grigio (**NGM**), Noce Leggero (**NEM**), Noce Medio (**NMM**), Shaker Cherry (**SKM**), Walnut (**TWM**), WC Cream (**WTM**), White (**WHM**) and Winter Cherry (**WCM**). Please Specify..

| DESCRIPTION   | FEATURES   | MODEL #                   | STANDARD TEXTILE GRADES |          |                        |          |          |                        |          |        |        |        |        |        |  |  |
|---|--|---------------------------|-------------------------|----------|------------------------|----------|----------|------------------------|----------|--------|--------|--------|--------|--------|--|--|
|   |  |                           | 1                       | 2        | 3                      | 4        | 5        | 6                      | 7        | 8      | 9      | 10     | 11     | 12     |  |  |
|  <p><b>Upholstered Armchair</b><br/>COM Yardage: 1<br/>Freight Class: 250<br/>Product Weight (lbs.): 27<br/>Cubic Feet Per Carton: 13.25</p>         | Does not stack.<br><br>Ergonomic Features:<br>M, N | <b>8335T</b>              | \$1100                  | \$1148   | \$1184                 | \$1236   | \$1310   | \$1337                 | \$1403   | \$1527 | \$1587 | \$1702 | \$1859 | \$2054 |  |  |
|   |  | <b>OVERALL DIMENSIONS</b> |                         |          | <b>SEAT DIMENSIONS</b> |          |          | <b>BACK DIMENSIONS</b> |          |        |        |        |        |        |  |  |
|   |  | <b>W</b>                  | <b>D</b>                | <b>H</b> | <b>W</b>               | <b>D</b> | <b>H</b> | <b>W</b>               | <b>H</b> |        |        |        |        |        |  |  |
|   |  | 23                        | 24.5                    | 33       | 20                     | 18.25    | 18       | 17.5                   | 14       |        |        |        |        |        |  |  |
|  <p><b>Vertical Wood Slat Armchair</b><br/>COM Yardage: 1<br/>Freight Class: 300<br/>Product Weight (lbs.): 25<br/>Cubic Feet Per Carton: 13.25</p> | Does not stack.<br><br>Ergonomic Features:<br>M, N | <b>8336T</b>              | \$1139                  | \$1176   | \$1204                 | \$1245   | \$1303   | \$1329                 | \$1384   | \$1465 | \$1531 | \$1601 | \$1748 | \$1904 |  |  |
|   |  | <b>OVERALL DIMENSIONS</b> |                         |          | <b>SEAT DIMENSIONS</b> |          |          | <b>BACK DIMENSIONS</b> |          |        |        |        |        |        |  |  |
|   |  | <b>W</b>                  | <b>D</b>                | <b>H</b> | <b>W</b>               | <b>D</b> | <b>H</b> | <b>W</b>               | <b>H</b> |        |        |        |        |        |  |  |
|   |  | 23                        | 24.5                    | 33       | 20                     | 18.25    | 18       | 17.5                   | 14       |        |        |        |        |        |  |  |

RTA 00

RTA 00

MODA™



model 6960



model 6961

Also see Moda Stacking Chairs



For Moda stacking chairs, please see 188.

STANDARD FEATURES

- Moda is an upscale, classic looking multi-purpose product, ideal for conference rooms, training, break out and collaboration areas as well as light-use tasking.
- Chairs are molded with a one-piece shell. Available in Night (BLK), Cloud (IVC) or Shadow (SHW).
- Chair frame consists of a Polished Aluminum chassis on four steel legs in a durable Chrome finish.
- Standard with nylon glides (N1), suitable for carpet, rubber or concrete flooring.
- Check textile availability prior to specifying upholstery material.
- Four legged chairs do not stack.

OPTIONAL FEATURES

- All models are available with optional armcaps in Black self-skinned urethane (SSU), or in Black, White or Clear Grey finish hard plastic.
- Model 6961 armcaps can also be upholstered in the matching fabric, vinyl or leather.
- Glides with felt pads (FG) are available for vinyl sheet, cork or laminate flooring, please specify. Add \$40.
- Glides with felt pads (RG) are available for vinyl sheet, hardwood, laminate, stone or ceramic flooring, please specify. Add \$40.
- Adjustable swivel glides (SWG) are available for uneven floors, please specify. No upcharge



OPTION CODES

Please add option codes in the following order:

- **Model number**  
6960 Armchair  
6961 Armchair w/upholstered seat
- **Textile**  
Specify textile code for seat (model 6961 only).
- **Shell color** (no upcharge)  
(BLK) Night  
(IVC) Cloud  
(SHW) Shadow
- **Frame finish**  
(CHM) Chrome. No upcharge.  
(TBL) Black. Add \$92.  
(TTU) Tungsten. Add \$92.  
(BT) Butternut woodgrain. Add \$188.  
(EB) Ebony woodgrain. Add \$188.  
(WU) Walnut woodgrain. Add \$188.
- **Armcaps**  
(NC) No armcaps.  
(SS) Black SSU. Add \$60.  
(GC) Clear Grey hard plastic. Add \$40.  
(H3) Black hard plastic. Add \$40.  
(H4) White hard plastic. Add \$40.  
**Armcaps** (to match woodgrain frame finish only)  
(BT) Butternut woodgrain. Add \$130.  
(EB) Ebony woodgrain. Add \$130.  
(WU) Walnut woodgrain. Add \$130.  
**Armcaps** (upholstered model 6961 only)  
(UP) Matching upholstery. Add \$78.
- **Glide style** (no upcharge)  
(FX) Fixed glide (STD)  
(SWG) Adjustable swivel
- **Glide type**  
(N1) Standard nylon. No upcharge.  
(FG) Felt. Add \$40.  
(RG) Rubber. Add \$40.

EXAMPLE MODA ORDER CODE:

|         |         |       |       |         |             |            |
|---------|---------|-------|-------|---------|-------------|------------|
| 6960    | -HD05   | -IVC  | -CHM  | -NC     | -FX         | -N1        |
| Model # | Textile | Shell | Frame | Armcaps | Glide style | Glide type |

| DESCRIPTION   | FEATURES                             | MODEL # | STANDARD TEXTILE GRADES |        |                                    |        |        |                                 |        |        |                               |        |        |        |  |
|---|--------------------------------------|---------|-------------------------|--------|------------------------------------|--------|--------|---------------------------------|--------|--------|-------------------------------|--------|--------|--------|--|
|   |                                      |         | 1                       | 2      | 3                                  | 4      | 5      | 6                               | 7      | 8      | 9                             | 10     | 11     | 12     |  |
|  <p><b>Four-Legged Armchair</b><br/>COM Yardage: N/A<br/>Freight Class: 300<br/>Product Weight (lbs.): 16<br/>Cubic Feet Per Carton: 14.5</p>  | Polypropylene seat & back.           | 6960    | \$816                   |        |                                    |        |        |                                 |        |        |                               |        |        |        |  |
|   |                                      |         |                         |        | <b>OVERALL DIMENSIONS</b><br>W D H |        |        | <b>SEAT DIMENSIONS</b><br>W D H |        |        | <b>BACK DIMENSIONS</b><br>W H |        |        |        |  |
|   |                                      | 25      | 25                      | 31     | 20.5                               | 18     | 15.5   | 20                              | 16     |        |                               |        |        |        |  |
|   |                                      |         |                         |        | <b>RTA 1</b>                       |        |        | 1 per carton                    |        |        |                               |        |        |        |  |
|  <p><b>Four-Legged Armchair</b><br/>COM Yardage: 0.75<br/>Freight Class: 300<br/>Product Weight (lbs.): 17<br/>Cubic Feet Per Carton: 14.5</p> | Upholstered seat/polypropylene back. | 6961    | \$963                   | \$1001 | \$1030                             | \$1072 | \$1130 | \$1159                          | \$1214 | \$1300 | \$1367                        | \$1441 | \$1593 | \$1756 |  |
|   |                                      |         |                         |        | <b>OVERALL DIMENSIONS</b><br>W D H |        |        | <b>SEAT DIMENSIONS</b><br>W D H |        |        | <b>BACK DIMENSIONS</b><br>W H |        |        |        |  |
|   |                                      | 25      | 25                      | 31     | 20.5                               | 18     | 16     | 20                              | 15.5   |        |                               |        |        |        |  |
|   |                                      |         |                         |        | <b>RTA 1</b>                       |        |        | 1 per carton                    |        |        |                               |        |        |        |  |

MODA



model 6962



model 6963

Also see Moda Stacking Chairs



For Moda four-legged chairs, please see 187.

STANDARD FEATURES

- Moda is an upscale, classic looking multi-purpose product, ideal for conference rooms, training, break out and collaboration areas as well as light-use tasking.
- Chairs are molded with a one-piece shell. Available in Night (**BLK**), Cloud (**IVC**) or Shadow (**SHW**).
- Chair frame consists of 0.5" diameter solid steel rod available exclusively in a durable Chrome finish. No crossbar to interfere with feet or leg positions.
- Chairs can be ganged together using ganging clamp set 6970.
- Standard with shell-matching nylon glides (**N1**), suitable for carpet, rubber or concrete flooring.
- Check textile availability prior to specifying upholstery material.

OPTIONAL FEATURES



- All models are available with optional armcaps in Black self-skinned urethane (SSU), or in Black, White or Clear Grey finish hard plastic.
- Model 6963 armcaps can also be upholstered in the matching fabric, vinyl or leather.
- Glides with felt pads (**FG**) are available for vinyl sheet, cork or laminate flooring, please specify. Add \$40.
- Glides with felt pads (**RG**) are available for vinyl sheet, hardwood, laminate, stone or ceramic flooring, please specify. Add \$40.

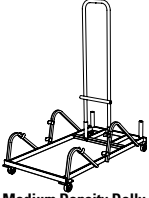



Please add option codes in the following order:

- **Model number**  
**6962** Armchair  
**6963** Armchair w/upholstered seat
- **Textile**  
Specify textile code for seat (model 6963 only).
- **Shell color** (no upcharge)  
**(BLK)** Night  
**(IVC)** Cloud  
**(SHW)** Shadow
- **Armcaps**  
**(NC)** No armcaps.  
**(SS)** Black SSU. Add \$70.  
**(GC)** Clear Grey hard plastic. Add \$93  
**(H3)** Black hard plastic. Add \$40.  
**(H4)** White hard plastic. Add \$40.  
**(UP)** Matching upholstery (upholstered model 6963 only). Add \$78.
- **Glides**  
**(N1)** Standard nylon. No upcharge.  
**(FG)** Felt. Add \$40.  
**(RG)** Rubber. Add \$40.

EXAMPLE MODA ORDER CODE:

|         |         |       |         |        |
|---------|---------|-------|---------|--------|
| 6963    | -HD05   | -IVC  | -NC     | -N1    |
| Model # | Textile | Shell | Armcaps | Glides |

| DESCRIPTION  | FEATURES  | MODEL #                            | STANDARD TEXTILE GRADES |       |                                 |       |        |                               |        |        |        |        |        |        |  |  |
|--|---|------------------------------------|-------------------------|-------|---------------------------------|-------|--------|-------------------------------|--------|--------|--------|--------|--------|--------|--|--|
|  |   |                                    | 1                       | 2     | 3                               | 4     | 5      | 6                             | 7      | 8      | 9      | 10     | 11     | 12     |  |  |
|  <p><b>Armchair</b><br/>                     COM Yardage: N/A<br/>                     Freight Class: 300<br/>                     Product Weight (lbs.): 16<br/>                     Cubic Feet Per Carton: 15.75</p>  | Polypropylene seat & back.<br>Stacks 5 high on floor<br>Stacks 14 high on dolly           | 6962                               | \$728                   |       |                                 |       |        |                               |        |        |        |        |        |        |  |  |
|  |   | <b>OVERALL DIMENSIONS</b><br>W D H |                         |       | <b>SEAT DIMENSIONS</b><br>W D H |       |        | <b>BACK DIMENSIONS</b><br>W H |        |        |        |        |        |        |  |  |
|  |   | 25                                 | 25                      | 31    | 20.5                            | 18    | 17     | 20                            | 15     |        |        |        |        |        |  |  |
|  |   | <b>RTA 1</b>                       |                         |       | 2 per carton                    |       |        |                               |        |        |        |        |        |        |  |  |
|  <p><b>Armchair</b><br/>                     COM Yardage: 0.75<br/>                     Freight Class: 300<br/>                     Product Weight (lbs.): 17<br/>                     Cubic Feet Per Carton: 15.75</p> | Upholstered seat/polypropylene back.<br>Stacks 4 high on floor<br>Stacks 8 high on dolly. | 6963                               | \$875                   | \$913 | \$942                           | \$984 | \$1043 | \$1071                        | \$1124 | \$1211 | \$1277 | \$1352 | \$1502 | \$1666 |  |  |
|  |   | <b>OVERALL DIMENSIONS</b><br>W D H |                         |       | <b>SEAT DIMENSIONS</b><br>W D H |       |        | <b>BACK DIMENSIONS</b><br>W H |        |        |        |        |        |        |  |  |
|  |   | 25                                 | 25                      | 31    | 20.5                            | 18    | 17.5   | 20                            | 15     |        |        |        |        |        |  |  |
|  |   | <b>RTA 1</b>                       |                         |       | 2 per carton                    |       |        |                               |        |        |        |        |        |        |  |  |

| DESCRIPTION   | FEATURES   | MODEL #     | STANDARD TEXTILE GRADES |   |                           |              |          |                        |   |               |                        |          |    |    |  |  |  |  |
|---|--|-------------|-------------------------|---|---------------------------|--------------|----------|------------------------|---|---------------|------------------------|----------|----|----|--|--|--|--|
|   |  |             | 1                       | 2 | 3                         | 4            | 5        | 6                      | 7   | 8             | 9                      | 10       | 11 | 12 |  |  |  |  |
|  <p><b>Medium Density Dolly</b><br/>COM Yardage: N/A<br/>Freight Class: 150<br/>Product Weight (lbs.): 43<br/>Cubic Feet Per Carton: 13.25</p> | For use w/ sled base chairs only   | <b>6969</b> | \$1088                  |   |                           |              |          |                        |   |               |                        |          |    |    |  |  |  |  |
|   |  |             |                         |   | <b>OVERALL DIMENSIONS</b> |              |          | <b>SEAT DIMENSIONS</b> |   |               | <b>BACK DIMENSIONS</b> |          |    |    |  |  |  |  |
|   |  |             |                         |   | <b>W</b>                  | <b>D</b>     | <b>H</b> | <b>W</b>               | <b>D</b>  | <b>H</b>      | <b>W</b>               | <b>H</b> |    |    |  |  |  |  |
|   |  |             |                         |   | 25                        | 63           | 36.75    | -                      | -   | -             | -                      | -        |    |    |  |  |  |  |
|   |  |             |                         |   | <b>RTA 00</b>             | <b>FedEx</b> |          |                        |  | 1 per carton  |                        |          |    |    |  |  |  |  |
|  <p><b>Ganging Clamp</b><br/>COM Yardage: N/A<br/>Freight Class: 70<br/>Product Weight (lbs.): 0.13<br/>Cubic Feet Per Carton: 0.3</p>         | Two per chair recommended.<br>Packed 2 per bag<br>For use w/ sled base chairs only | <b>6970</b> | \$64                    |   |                           |              |          |                        |   |               |                        |          |    |    |  |  |  |  |
|   |  |             |                         |   | <b>OVERALL DIMENSIONS</b> |              |          | <b>SEAT DIMENSIONS</b> |   |               | <b>BACK DIMENSIONS</b> |          |    |    |  |  |  |  |
|   |  |             |                         |   | <b>W</b>                  | <b>D</b>     | <b>H</b> | <b>W</b>               | <b>D</b>  | <b>H</b>      | <b>W</b>               | <b>H</b> |    |    |  |  |  |  |
|   |  |             |                         |   | 3.0                       | 1.5          | 0.75     | -                      | -   | -             | -                      | -        |    |    |  |  |  |  |
|   |  |             |                         |   | <b>RTA 00</b>             | <b>FedEx</b> |          |                        |  | 25 per carton |                        |          |    |    |  |  |  |  |

**POPCORN**



model 6711



model 6712



model 6743TR



Hand Hold Feature

|                    | Chair Stacking Capability |                 | Stool Stacking Capability |
|--------------------|---------------------------|-----------------|---------------------------|
|                    | Stacks on floor           | Stacks on dolly | Stacks on floor           |
| <b>Armless</b>     |                           |                 |                           |
| Polypropylene seat | up to 10 high             | up to 34 high   | up to 8 high              |
| Upholstered seat   | up to 8 high              | up to 15 high   | up to 8 high              |
| <b>With Arms</b>   |                           |                 |                           |
| Polypropylene seat | up to 10 high             | up to 34 high   | up to 8 high              |
| Upholstered seat   | up to 8 high              | up to 15 high   | up to 8 high              |

**STANDARD FEATURES**

- Popcorn a high quality stacking chair that is ideal for multi-purpose stack applications within corporate, government and healthcare facilities.
- Chair frame is constructed of 1/2" diameter solid chrome steel rod available exclusively in a durable chrome finish. There is no crossbar to interfere with feet or leg positions. Chrome frame without glides is standard and suitable for cork, rubberized and carpeted floors.
- Wall saver frame design; the base touches the wall before the upper back to protect the wall from damage.
- Upper back features a cut out hand hold to assist in stacking and transportation.
- Seat and back is a one piece polypropylene shell for strength and ease of cleaning and disinfecting.
- Chairs can be ganged together using ganging clamp set (6626), providing a 2" space between armchair models and 5" space between armless models.
- Upholstered models are equipped with a smooth black shroud underneath the seat to help prevent frame imprints on the lower chair while stacked.
- Task chairs are available with a tablet. Tablet arms are extremely rugged and meets ANSI-BIFMA testing requirements. Tablet hinges up to allow ease of egress. Tablet slides forward and back to accommodate any body size comfortably. Tablet models do not stack.
- Standard tablet (DB) size is 18"D x 14.5"W and is made of Black polymer. Tablets are attached at the left or right (as seated) of the task chair.
- Popcorn beam seating consists of upper seat units (6717, 6719) including mounting brackets and all hardware necessary for attachment to beam.
- For all beam components, tables and a complete list of available upper seat units, see Beam Seating series.
- **Specifications and pricing are for 1 chair.**

**OPTIONAL FEATURES**

- Polypropylene shell and coordinating arms are available in 14 designer colors. Choose from Buzz Blue (**BZB**), Cactus (**CCT**), Carrot (**CRO**), Cloud (**IVC**), Dijon (**DJN**), Eggplant (**EGP**), Fog (**FOG**), Frost (**FRO**), Ink (**INK**), Latte (**LAB**), Night (**BLK**), Sand (**SND**), Scarlet (**SAR**), and Shadow (**SHW**).
- An optional 18.5"D x 18.5"W high pressure laminate writing tablet is available. The core is hardwood veneer plywood with radiused edge finished in clear lacquer. This writing tablet is offered in the following finishes: Black (**BLK**), Clear Maple (**CMB**), Designer White (**DWT**) and Noce Grigio (**NGL**). Please specify. Add \$68.
- Check textile availability prior to specifying upholstery material.
- Chairs will have additional stitch details when upholstered in vinyl.
- For hard surface flooring casters on Task chairs, please specify (**C9R**). Add \$76.
- A selection of glide options is available. Glides must be chosen to best suit flooring type and site conditions.
- Clear polycarbonate glides (**CG**) are available for carpet, rubber or concrete flooring, please specify. Add \$19
- Glides with felt pads (**FG**) are available for vinyl sheet, cork or laminate flooring, please specify. Add \$36.
- Glides with rubber pads (**RG**) are available for vinyl, hardwood, laminate, stone or ceramic flooring, please specify. Add \$36.
- Glides with stainless steel pads (**SG**) are available for carpet or rubber flooring, specify. Add \$36.

**DESCRIPTION**

**FEATURES**

**MODEL#**

**STANDARD TEXTILE GRADES**



**Armchair**  
COM Yardage: N/A  
Freight Class: 150  
Product Weight (lbs.): 23.5  
Cubic Feet Per Carton: 4.44 (4 per carton)

Polypropylene Seat and Back.  
Stacks 10 high on floor.  
Stacks 34 high on dolly

|             | 1     | 2 | 3 | 4 | 5 | 6 | 7 | 8 | 9 | 10 | 11 | 12 |
|-------------|-------|---|---|---|---|---|---|---|---|----|----|----|
| <b>6710</b> | \$367 |   |   |   |   |   |   |   |   |    |    |    |

| OVERALL DIMENSIONS |      |      | SEAT DIMENSIONS |    |      | BACK DIMENSIONS |    |
|--------------------|------|------|-----------------|----|------|-----------------|----|
| W                  | D    | H    | W               | D  | H    | W               | H  |
| 24.5               | 23.5 | 32.5 | 18              | 18 | 16.5 | 19.5            | 16 |

**RTA 00**





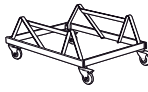
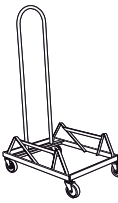

**Armless Chair**  
COM Yardage: N/A  
Freight Class: 150  
Product Weight (lbs.): 17.25  
Cubic Feet Per Carton: 14.75 (4 per carton)





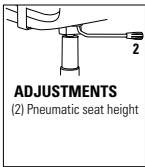
Polypropylene Seat and Back.  
Stacks 10 high on floor.  
Stacks 34 high on dolly


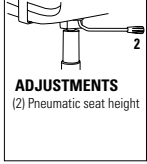




|             | 1     | 2 | 3 | 4 | 5 | 6 | 7 | 8 | 9 | 10 | 11 | 12 |
|-------------|-------|---|---|---|---|---|---|---|---|----|----|----|
| <b>6711</b> | \$241 |   |   |   |   |   |   |   |   |    |    |    |





| OVERALL DIMENSIONS |      |      | SEAT DIMENSIONS |    |      | BACK DIMENSIONS |    |
|--------------------|------|------|-----------------|----|------|-----------------|----|
| W                  | D    | H    | W               | D  | H    | W               | H  |
| 20                 | 23.5 | 32.5 | 18              | 18 | 16.5 | 19.5            | 16 |

**RTA 00**

| DESCRIPTION   | FEATURES  | MODEL#                    | STANDARD TEXTILE GRADES |          |                        |          |          |                        |          |       |       |       |       |      |  |  |
|---|---|---------------------------|-------------------------|----------|------------------------|----------|----------|------------------------|----------|-------|-------|-------|-------|------|--|--|
|   |   |                           | 1                       | 2        | 3                      | 4        | 5        | 6                      | 7        | 8     | 9     | 10    | 11    | 12   |  |  |
|  <p><b>Armchair</b><br/>COM Yardage: 0.75<br/>Freight Class: 150<br/>Product Weight (lbs.): 24.5<br/>Cubic Feet Per Carton: 4.81 (4 per carton)</p>        | <p>Upholstered seat and Polypropylene Back<br/>Stacks 8 high on floor.<br/>Stacks 15 high on dolly</p>      | <b>6712</b>               | \$479                   | \$514    | \$534                  | \$568    | \$615    | \$632                  | \$673    | \$752 | \$785 | \$857 | \$955 | 1078 |  |  |
|   |   | <b>OVERALL DIMENSIONS</b> |                         |          | <b>SEAT DIMENSIONS</b> |          |          | <b>BACK DIMENSIONS</b> |          |       |       |       |       |      |  |  |
|   |   | <b>W</b>                  | <b>D</b>                | <b>H</b> | <b>W</b>               | <b>D</b> | <b>H</b> | <b>W</b>               | <b>H</b> |       |       |       |       |      |  |  |
|   |   | 24.5                      | 23.5                    | 32.5     | 18                     | 18       | 17       | 19.5                   | 15.5     |       |       |       |       |      |  |  |
|   |   | RTA 00                    |                         |          | FedEx                  |          |          | ups                    |          |       |       |       |       |      |  |  |
|  <p><b>Armless Chair</b><br/>COM Yardage: 0.75<br/>Freight Class: 250<br/>Product Weight (lbs.): 16<br/>Cubic Feet Per Carton: 9 (4 per carton)</p>        | <p>Upholstered seat and Polypropylene Back<br/>Stacks 8 high on floor.<br/>Stacks 15 high on dolly</p>      | <b>6713</b>               | \$355                   | \$388    | \$408                  | \$443    | \$488    | \$506                  | \$548    | \$625 | \$660 | \$735 | \$832 | 953  |  |  |
|   |   | <b>OVERALL DIMENSIONS</b> |                         |          | <b>SEAT DIMENSIONS</b> |          |          | <b>BACK DIMENSIONS</b> |          |       |       |       |       |      |  |  |
|   |   | <b>W</b>                  | <b>D</b>                | <b>H</b> | <b>W</b>               | <b>D</b> | <b>H</b> | <b>W</b>               | <b>H</b> |       |       |       |       |      |  |  |
|   |   | 20                        | 23.5                    | 32.5     | 18                     | 18       | 17       | 19.5                   | 15.5     |       |       |       |       |      |  |  |
|   |   | RTA 00                    |                         |          |                        |          |          |                        |          |       |       |       |       |      |  |  |
|  <p><b>Medium Density Dolly</b><br/>COM Yardage: N/A<br/>Freight Class: 250<br/>Product Weight (lbs.): 29<br/>Cubic Feet Per Carton: 9</p>                | <p>For upholstered models<br/>Can stack chairs up to 15 high<br/>Fits through standard 80" door frame</p>   | <b>6714</b>               | \$815                   | -        | -                      | -        | -        | -                      | -        | -     | -     | -     | -     | -    |  |  |
|   |   | <b>OVERALL DIMENSIONS</b> |                         |          | <b>SEAT DIMENSIONS</b> |          |          | <b>BACK DIMENSIONS</b> |          |       |       |       |       |      |  |  |
|   |   | <b>W</b>                  | <b>D</b>                | <b>H</b> | <b>W</b>               | <b>D</b> | <b>H</b> | <b>W</b>               | <b>H</b> |       |       |       |       |      |  |  |
|   |   | 23                        | 31                      | 18.5     | -                      | -        | -        | -                      | -        |       |       |       |       |      |  |  |
|   |   | RTA 00                    |                         |          | FedEx                  |          |          | ups                    |          |       |       |       |       |      |  |  |
|  <p><b>High Density Dolly</b><br/>COM Yardage: N/A<br/>Freight Class: 125<br/>Product Weight (lbs.): 30<br/>Cubic Feet Per Carton: 5.5</p>               | <p>For polypropylene models<br/>Can stack chairs up to 34 high<br/>Fits through standard 80" door frame</p> | <b>6715</b>               | \$815                   | -        | -                      | -        | -        | -                      | -        | -     | -     | -     | -     | -    |  |  |
|   |   | <b>OVERALL DIMENSIONS</b> |                         |          | <b>SEAT DIMENSIONS</b> |          |          | <b>BACK DIMENSIONS</b> |          |       |       |       |       |      |  |  |
|   |   | <b>W</b>                  | <b>D</b>                | <b>H</b> | <b>W</b>               | <b>D</b> | <b>H</b> | <b>W</b>               | <b>H</b> |       |       |       |       |      |  |  |
|   |   | 21.37                     | 31.75                   | 51.75    | -                      | -        | -        | -                      | -        |       |       |       |       |      |  |  |
|   |   | RTA 00                    |                         |          | FedEx                  |          |          | ups                    |          |       |       |       |       |      |  |  |
|  <p><b>Armless Seat Unit</b><br/>COM Yardage: N/A<br/>Freight Class: 150<br/>Product Weight (lbs.): 17<br/>Cubic Feet Per Carton: 6.5 (2 per carton)</p> | <p>Polypropylene Seat and Back.<br/>Use with beam.</p>  | <b>6717</b>               | \$374                   | -        | -                      | -        | -        | -                      | -        | -     | -     | -     | -     | -    |  |  |
|   |   | <b>OVERALL DIMENSIONS</b> |                         |          | <b>SEAT DIMENSIONS</b> |          |          | <b>BACK DIMENSIONS</b> |          |       |       |       |       |      |  |  |
|   |   | <b>W</b>                  | <b>D</b>                | <b>H</b> | <b>W</b>               | <b>D</b> | <b>H</b> | <b>W</b>               | <b>H</b> |       |       |       |       |      |  |  |
|   |   | 20                        | 21                      | 18       | 18                     | 18       | -        | 19.5                   | 16       |       |       |       |       |      |  |  |
|   |   | RTA 00                    |                         |          |                        |          |          |                        |          |       |       |       |       |      |  |  |

| DESCRIPTION   | FEATURES  | MODEL#             | STANDARD TEXTILE GRADES    |          |          |                        |          |          |                        |          |       |        |        |        |  |  |  |
|---|---|--------------------|----------------------------|----------|----------|------------------------|----------|----------|------------------------|----------|-------|--------|--------|--------|--|--|--|
|   |   |                    | 1                          | 2        | 3        | 4                      | 5        | 6        | 7                      | 8        | 9     | 10     | 11     | 12     |  |  |  |
|  <p><b>Armless Seat Unit</b><br/>COM Yardage: 0.75<br/>Freight Class: 150<br/>Product Weight (lbs.): 18<br/>Cubic Feet Per Carton: 6.5 (2 per carton)</p>                | <p><b>Popcorn</b><br/>Upholstered Seat and Polypropylene Back.<br/>Use with beam.</p>   | <p><b>6719</b></p> | \$488                      | \$524    | \$548    | \$582                  | \$633    | \$656    | \$705                  | \$777    | \$833 | \$897  | \$1024 | \$1164 |  |  |  |
|   |   |                    | <b>OVERALL DIMENSIONS</b>  |          |          | <b>SEAT DIMENSIONS</b> |          |          | <b>BACK DIMENSIONS</b> |          |       |        |        |        |  |  |  |
|   |   |                    | <b>W</b>                   | <b>D</b> | <b>H</b> | <b>W</b>               | <b>D</b> | <b>H</b> | <b>W</b>               | <b>H</b> |       |        |        |        |  |  |  |
|   |   |                    | 20                         | 21       | 18       | 18                     | 18       | -        | 19.5                   | 16       |       |        |        |        |  |  |  |
|   |   |                    | <b>RTA 00</b>              |          |          |                        |          |          |                        |          |       |        |        |        |  |  |  |
|  <p><b>Ganging Clamp Set - 2 Clamps</b><br/>COM Yardage: N/A<br/>Freight Class: 70<br/>Product Weight (lbs.): 0.3<br/>Cubic Feet Per Carton: 0.01 (1 set per carton)</p> |   | <p><b>6626</b></p> | \$32                       | -        | -        | -                      | -        | -        | -                      | -        | -     | -      | -      | -      |  |  |  |
|   |   |                    | <b>OVERALL DIMENSIONS</b>  |          |          | <b>SEAT DIMENSIONS</b> |          |          | <b>BACK DIMENSIONS</b> |          |       |        |        |        |  |  |  |
|   |   |                    | <b>W</b>                   | <b>D</b> | <b>H</b> | <b>W</b>               | <b>D</b> | <b>H</b> | <b>W</b>               | <b>H</b> |       |        |        |        |  |  |  |
|   |   |                    | 1                          | 6.5      | 00.75    | -                      | -        | -        | -                      | -        |       |        |        |        |  |  |  |
|   |   |                    | <b>RTA 00</b>              |          |          |                        |          |          |                        |          |       |        |        |        |  |  |  |
|  <p><b>Armless Task</b><br/>COM Yardage: N/A<br/>Freight Class: 250<br/>Product Weight (lbs.): 31<br/>Cubic Feet Per Carton: 14.25</p>                                  |  <p><b>ADJUSTMENTS</b><br/>(2) Pneumatic seat height</p>  | <p><b>6741</b></p> | List price                 |          |          |                        |          |          |                        |          |       |        |        |        |  |  |  |
|   |   |                    |                            |          |          | 532                    |          |          |                        |          |       |        |        |        |  |  |  |
|   |   |                    | <b>OVERALL DIMENSIONS</b>  |          |          | <b>SEAT DIMENSIONS</b> |          |          | <b>BACK DIMENSIONS</b> |          |       |        |        |        |  |  |  |
|   |   |                    | <b>W</b>                   | <b>D</b> | <b>H</b> | <b>W</b>               | <b>D</b> | <b>H</b> | <b>W</b>               | <b>H</b> |       |        |        |        |  |  |  |
| 20  | 23  | 30.5               | 18                         | 18       | 15.5     | 19.5                   | 16       |          |                        |          |       |        |        |        |  |  |  |
|   |   |                    | <b>RTA 00</b> 1 per carton |          |          |                        |          |          |                        |          |       |        |        |        |  |  |  |
|  <p><b>Armless Task</b><br/>COM Yardage: 0.75<br/>Freight Class: 250<br/>Product Weight (lbs.): 33<br/>Cubic Feet Per Carton: 14.25</p>                                |  <p><b>ADJUSTMENTS</b><br/>(2) Pneumatic seat height</p> | <p><b>6743</b></p> | \$651                      | \$686    | \$707    | \$745                  | \$796    | \$817    | \$865                  | \$940    | \$993 | \$1059 | \$1187 | \$1327 |  |  |  |
|   |   |                    | <b>OVERALL DIMENSIONS</b>  |          |          | <b>SEAT DIMENSIONS</b> |          |          | <b>BACK DIMENSIONS</b> |          |       |        |        |        |  |  |  |
|   |   |                    | <b>W</b>                   | <b>D</b> | <b>H</b> | <b>W</b>               | <b>D</b> | <b>H</b> | <b>W</b>               | <b>H</b> |       |        |        |        |  |  |  |
|   |   |                    | 20                         | 23       | 30.5     | 18                     | 18       | 16       | 19.5                   | 16       |       |        |        |        |  |  |  |
|   |   |                    | <b>RTA 00</b> 1 per carton |          |          |                        |          |          |                        |          |       |        |        |        |  |  |  |

| DESCRIPTION   | FEATURES   | MODEL#                             | STANDARD TEXTILE GRADES |      |                                 |      |      |                               |      |      |      |      |      |      |  |
|---|--|------------------------------------|-------------------------|------|---------------------------------|------|------|-------------------------------|------|------|------|------|------|------|--|
|   |  |                                    | 1                       | 2    | 3                               | 4    | 5    | 6                             | 7    | 8    | 9    | 10   | 11   | 12   |  |
|  <p><b>Armless Task w/Tablet</b><br/>COM Yardage: 0.75<br/>Freight Class: 250<br/>Product Weight (lbs.): 42<br/>Cubic Feet Per Carton: 15.75</p>                 |  <p><b>ADJUSTMENTS</b><br/>(2) Pneumatic seat height</p> <p>Upholstered seat/polypropylene back.</p> <p>Ergonomic features: C</p> <p><b>Specify (L) left or (R) right tablet.</b></p> | 6743TR<br>6743TL                   | 1008                    | 1039 | 1060                            | 1093 | 1141 | 1163                          | 1205 | 1274 | 1324 | 1385 | 1502 | 1631 |  |
|   |  | <b>OVERALL DIMENSIONS</b><br>W D H |                         |      | <b>SEAT DIMENSIONS</b><br>W D H |      |      | <b>BACK DIMENSIONS</b><br>W H |      |      |      |      |      |      |  |
|   |  | 24.75                              | 26                      | 30.5 | 18                              | 18   | 16   | 19.5                          | 16   |      |      |      |      |      |  |
|   |  |                                    |                         |      | <b>RTA 00</b>                   |      |      | 1 per carton                  |      |      |      |      |      |      |  |
|  <p><b>Barstool w/Arms</b><br/>COM Yardage: N/A<br/>Freight Class: 250<br/>Product Weight (lbs.): 29<br/>Cubic Feet Per Carton: 21.50 (2 per carton)</p>         | <p>Polypropylene Seat and Back.<br/>Stacks 8 high on floor.</p>  | 6710BS                             | \$592                   |      |                                 |      |      |                               |      |      |      |      |      |      |  |
|   |  | <b>OVERALL DIMENSIONS</b><br>W D H |                         |      | <b>SEAT DIMENSIONS</b><br>W D H |      |      | <b>BACK DIMENSIONS</b><br>W H |      |      |      |      |      |      |  |
|   |  | 24.5                               | 25.5                    | 44.5 | 18                              | 18   | 29   | 19.5                          | 16   |      |      |      |      |      |  |
|   |  |                                    |                         |      | <b>RTA 00</b>                   |      |      |                               |      |      |      |      |      |      |  |
|  <p><b>Counter stool w/Arms</b><br/>COM Yardage: N/A<br/>Freight Class: 250<br/>Product Weight (lbs.): 24<br/>Cubic Feet Per Carton: 21.50 (2 per carton)</p>   | <p>Polypropylene Seat and Back.<br/>Stacks 8 high on floor.</p>  | 6710CS                             | \$592                   |      |                                 |      |      |                               |      |      |      |      |      |      |  |
|   |  | <b>OVERALL DIMENSIONS</b><br>W D H |                         |      | <b>SEAT DIMENSIONS</b><br>W D H |      |      | <b>BACK DIMENSIONS</b><br>W H |      |      |      |      |      |      |  |
|   |  | 24.5                               | 25.5                    | 40.5 | 18                              | 18   | 24   | 19.5                          | 16   |      |      |      |      |      |  |
|   |  |                                    |                         |      | <b>RTA 00</b>                   |      |      |                               |      |      |      |      |      |      |  |
|  <p><b>Armless Barstool</b><br/>COM Yardage: N/A<br/>Freight Class: 250<br/>Product Weight (lbs.): 27<br/>Cubic Feet Per Carton: 17.50 (2 per carton)</p>      | <p>Polypropylene Seat and Back.<br/>Stacks 8 high on floor.</p>  | 6711BS                             | \$428                   |      |                                 |      |      |                               |      |      |      |      |      |      |  |
|   |  | <b>OVERALL DIMENSIONS</b><br>W D H |                         |      | <b>SEAT DIMENSIONS</b><br>W D H |      |      | <b>BACK DIMENSIONS</b><br>W H |      |      |      |      |      |      |  |
|   |  | 20                                 | 25.5                    | 44.5 | 18                              | 18   | 29   | 19.5                          | 16   |      |      |      |      |      |  |
|   |  |                                    |                         |      | <b>RTA 00</b>                   |      |      |                               |      |      |      |      |      |      |  |
|  <p><b>Armless Counter Stool</b><br/>COM Yardage: N/A<br/>Freight Class: 250<br/>Product Weight (lbs.): 22<br/>Cubic Feet Per Carton: 17.50 (2 per carton)</p> | <p>Polypropylene Seat and Back.<br/>Stacks 8 high on floor.</p>  | 6711CS                             | \$428                   |      |                                 |      |      |                               |      |      |      |      |      |      |  |
|   |  | <b>OVERALL DIMENSIONS</b><br>W D H |                         |      | <b>SEAT DIMENSIONS</b><br>W D H |      |      | <b>BACK DIMENSIONS</b><br>W H |      |      |      |      |      |      |  |
|   |  | 20                                 | 25.5                    | 40.5 | 18                              | 18   | 24   | 19.5                          | 16   |      |      |      |      |      |  |
|   |  |                                    |                         |      | <b>RTA 00</b>                   |      |      |                               |      |      |      |      |      |      |  |

| DESCRIPTION  | FEATURES   | MODEL#        | STANDARD TEXTILE GRADES   |          |          |                        |          |          |                        |          |        |        |        |        |
|--|--|---------------|---------------------------|----------|----------|------------------------|----------|----------|------------------------|----------|--------|--------|--------|--------|
|  |  |               | 1                         | 2        | 3        | 4                      | 5        | 6        | 7                      | 8        | 9      | 10     | 11     | 12     |
|  <p><b>Barstool w/Arms</b><br/>COM Yardage: 0.75<br/>Freight Class: 150<br/>Product Weight (lbs.): 24.5<br/>Cubic Feet Per Carton: 4.81 (2 per carton)</p>      | Upholstered seat and Polypropylene Back<br>Stacks 8 high on floor. | <b>6712BS</b> | \$712                     | \$747    | \$769    | \$805                  | \$855    | \$879    | \$928                  | \$1001   | \$1054 | \$1120 | \$1247 | \$1386 |
|  |  |               | <b>OVERALL DIMENSIONS</b> |          |          | <b>SEAT DIMENSIONS</b> |          |          | <b>BACK DIMENSIONS</b> |          |        |        |        |        |
|  |  |               | <b>W</b>                  | <b>D</b> | <b>H</b> | <b>W</b>               | <b>D</b> | <b>H</b> | <b>W</b>               | <b>H</b> |        |        |        |        |
|  |  |               | 24.5                      | 25.5     | 44.5     | 18                     | 18       | 29.5     | 19.5                   | 16       |        |        |        |        |
|  |  |               | <b>RTA 00</b>             |          |          |                        |          |          |                        |          |        |        |        |        |
|  <p><b>Counter Stool w/Arms</b><br/>COM Yardage: 0.75<br/>Freight Class: 150<br/>Product Weight (lbs.): 24.5<br/>Cubic Feet Per Carton: 4.81 (2 per carton)</p> | Upholstered seat and Polypropylene Back<br>Stacks 8 high on floor. | <b>6712CS</b> | \$712                     | \$748    | \$772    | \$806                  | \$857    | \$880    | \$929                  | \$1001   | \$1057 | \$1121 | \$1248 | \$1388 |
|  |  |               | <b>OVERALL DIMENSIONS</b> |          |          | <b>SEAT DIMENSIONS</b> |          |          | <b>BACK DIMENSIONS</b> |          |        |        |        |        |
|  |  |               | <b>W</b>                  | <b>D</b> | <b>H</b> | <b>W</b>               | <b>D</b> | <b>H</b> | <b>W</b>               | <b>H</b> |        |        |        |        |
|  |  |               | 24.5                      | 25.5     | 18       | 18                     | 18       | 24.5     | 19.5                   | 16       |        |        |        |        |
|  |  |               | <b>RTA 00</b>             |          |          |                        |          |          |                        |          |        |        |        |        |
|  <p><b>Armless Barstool</b><br/>COM Yardage: 0.75<br/>Freight Class: 250<br/>Product Weight (lbs.): 29<br/>Cubic Feet Per Carton: 9 (2 per carton)</p>         | Upholstered seat and Polypropylene Back<br>Stacks 8 high on floor. | <b>6713BS</b> | \$582                     | \$617    | \$639    | \$675                  | \$725    | \$749    | \$798                  | \$871    | \$924  | \$990  | \$1117 | \$1256 |
|  |  |               | <b>OVERALL DIMENSIONS</b> |          |          | <b>SEAT DIMENSIONS</b> |          |          | <b>BACK DIMENSIONS</b> |          |        |        |        |        |
|  |  |               | <b>W</b>                  | <b>D</b> | <b>H</b> | <b>W</b>               | <b>D</b> | <b>H</b> | <b>W</b>               | <b>H</b> |        |        |        |        |
|  |  |               | 20                        | 25.5     | 18       | 18                     | 18       | 29.5     | 19.5                   | 16       |        |        |        |        |
|  |  |               | <b>RTA 00</b>             |          |          |                        |          |          |                        |          |        |        |        |        |
|  <p><b>Armless Counter Stool</b><br/>COM Yardage: 0.75<br/>Freight Class: 250<br/>Product Weight (lbs.): 29<br/>Cubic Feet Per Carton: 9 (2 per carton)</p>   | Upholstered seat and Polypropylene Back<br>Stacks 8 high on floor. | <b>6713CS</b> | \$582                     | \$617    | \$639    | \$675                  | \$725    | \$749    | \$798                  | \$871    | \$924  | \$990  | \$1117 | \$1256 |
|  |  |               | <b>OVERALL DIMENSIONS</b> |          |          | <b>SEAT DIMENSIONS</b> |          |          | <b>BACK DIMENSIONS</b> |          |        |        |        |        |
|  |  |               | <b>W</b>                  | <b>D</b> | <b>H</b> | <b>W</b>               | <b>D</b> | <b>H</b> | <b>W</b>               | <b>H</b> |        |        |        |        |
|  |  |               | 20                        | 25.5     | 18       | 18                     | 18       | 24.5     | 19.5                   | 16       |        |        |        |        |
|  |  |               | <b>RTA 00</b>             |          |          |                        |          |          |                        |          |        |        |        |        |

REBOUND™



Model R5APUG  
Armchair, Upholstered Seat



Model R5CSAPUG  
Counter Stool, Arms, Upholstered Seat

|   | Chair Stacking Capability |                        | Stools Stacking Capability |
|---|---------------------------|------------------------|----------------------------|
|   | stacks on floor           | stacks on dolly (RDOL) | stacks on floor only       |
| <b>Four-Leg (Glide/Caster) + Sled Base Models</b> |                           |                        |                            |
| Polypropylene                                     | up to 5 high              | up to 10 high          | up to 5 high               |
| Upholstered seat                                  | up to 5 high              | up to 10 high          | up to 5 high               |

EXAMPLE REBOUND ORDER CODE:

|         |                            |              |              |            |
|---------|----------------------------|--------------|--------------|------------|
| R5APUG  | CCT                        | BL20         | CHM          | NM         |
| Model # | Back, seat and arm Textile | Seat Textile | Frame Finish | Glide Type |

STANDARD FEATURES






- Designed by Alessandro Piretti, the Rebound series has a flexible back designed for ultimate comfort in multi-purpose seating. The series includes: four-leg and sled base chairs and four leg counter and bar stools.
- Features a cleanable, easy to wipe down, all polypropylene shell design in a wide variety of finishes.
- Models available with all polypropylene back/seat or polypropylene back/upholstered seat.
- Models available with or without arms. Arms match selected shell finish.
- Four leg and sled base models have tubular steel bases available in a wide variety of painted and metallic finishes.
- Chairs with four legs are available with glides (G suffix models) and casters (C suffix models). Select from a variety of glide types to best suit the flooring type and site conditions. See upcharges.
- Sled base chairs are available with either Black or White nylon glides.
- Four leg (glide and caster) chairs and sled base chairs are stackable up to 5 high on floor and 10 high on dolly (RDOL). Models with upholstered seats stack 5 high on floor and 10 high on the dolly. Counter and Bar stools stack up to 5 high on floor.
- All models are equipped with a color coordinated under seat shroud.
- Due to the flex back design, it is recommended the chair be positioned away from wall for use.
- Upholstery seat options: fabric, coated materials (such as vinyl) or leather
- The series is designed for use across a range of facilities and is covered under Global's limited lifetime warranty for single-shift use. Specify from approved textiles.
- Active weight capacity is 300 lbs. for four leg seating with casters, 400 lbs. for seating on glides.






OPTIONAL FEATURES






Please add option codes in the following order:



- **Model number**  
R5\_ \_ \_ (G or C) Four-legged chair, glides or casters  
R6\_ \_ \_ Sled Base  
R5BS\_ \_ \_ Bar stool  
R5CS\_ \_ \_ Counter stool  
RDOL Stacking Dolly
  - **Back seat and arm finish**  
(BZB) Buzz Blue (CCT) Cactus  
(CRO) Carrot (IVC) Cloud  
(DJN) Dijon (EGP) Eggplant  
(FOG) Fog (FRO) Frost  
(INK) Ink (LAB) Latte  
(BLK) Night (SND) Sand  
(SAR) Scarlet (SHW) Shadow
  - **Seat textile** (PU models)  
Specify textile
  - **Frame finish**  
Painted Finishes:  
Black (TBL) Buzz Blue (TBZ)  
Cactus (TCC) Carrot (TCR)  
Cloud (TIV) Designer White (TDW)  
Dijon (TDJ) Eggplant (TEG)  
Fog (TFO) Frost (TFR)  
Ink (TIN) Kalua (TKA)  
Latte (TLA) Mocha (TMO)  
Nevada (TNE) Sand (TSN)  
Scarlet (TSR) Shadow (TSH)  
Toast (TOA) Tungsten (TTU)
- Metallics:  
See upcharge chart for applicable upcharges.  
(CHM) Chrome (BCH) Brushed Chrome  
**Glide type** (chairs and stools with four legs)  
(BG) Black nylon glide for most floor surfaces.  
(NM) White nylon Glide non-marking glide for most floor surfaces  
(FG) Felt glide for most hard floor surfaces. Add \$36.  
(RG) Rubber non-slip glide for most hard floor surfaces. Add \$36.  
(SG) Steel cushioned glide for carpeted surfaces. Add \$36
- **Glide type** (sled base models)  
(GL) Black nylon glide for most floor surfaces.  
(NM) White nylon glide for most floor surfaces.
  - **Caster type** (caster chair models)  
(DC) 2" Caster for Carpeted Surfaces  
(RC) 2" Caster for Most Hard Floor Surfaces. Add 53.

| PLATED FRAME FINISH UPCHARGES |              |                      |
|-------------------------------|--------------|----------------------|
|                               | Chrome (CHM) | Brushed Chrome (BCH) |
| 4 legged chair                | \$42         | \$147                |
| Sled base                     | \$53         | \$180                |
| Stools                        | \$75         | \$244                |

| DESCRIPTION   | MODEL#/ FEATURES         | STANDARD TEXTILE GRADES   |          |          |                        |          |          |                        |          |      |      |      |      |
|---|--------------------------|---|----------|----------|------------------------|----------|----------|------------------------|----------|------|------|------|------|
|   |                          | 1/COM   | 2        | 3        | 4                      | 5        | 6        | 7                      | 8        | 9    | 10   | 11   | 12   |
|    | <b>R5APPG</b><br>Glides  | 590   |          |          |                        |          |          |                        |          |      |      |      |      |
|   | <b>R5APPC</b><br>Casters | 649   |          |          |                        |          |          |                        |          |      |      |      |      |
|   |                          | <b>OVERALL DIMENSIONS</b>   |          |          | <b>SEAT DIMENSIONS</b> |          |          | <b>BACK DIMENSIONS</b> |          |      |      |      |      |
|   |                          | <b>W</b>  | <b>D</b> | <b>H</b> | <b>W</b>               | <b>D</b> | <b>H</b> | <b>W</b>               | <b>H</b> |      |      |      |      |
| <b>Armchair, Polypropylene Seat</b><br>COM Yardage: N/A<br>Freight Class: 300<br>Product Weight (lbs.): 13.5<br>Cubic Feet Per Carton: 7.63             |                          | 26.25   | 20.5     | 32.75    | 19.25                  | 17.75    | 17.5     | 18.5                   | 15.25    |      |      |      |      |
| Active weight with casters 300 lbs.<br>Active weight with glides 400 lbs.<br>Stacks 5 high on floor.<br>Stacks 10 high on dolly.                        |                          | <b>RTA 00</b> 2 per carton (pricing and specifications are for one seat unit) |          |          |                        |          |          |                        |          |      |      |      |      |
|    | <b>R5APUG</b><br>Glides  | 764   | 790      | 810      | 839                    | 881      | 897      | 933                    | 989      | 1031 | 1078 | 1173 | 1274 |
|   | <b>R5APUC</b><br>Casters | 823   | 849      | 869      | 898                    | 940      | 956      | 992                    | 1048     | 1090 | 1137 | 1232 | 1333 |
|   |                          | <b>OVERALL DIMENSIONS</b>   |          |          | <b>SEAT DIMENSIONS</b> |          |          | <b>BACK DIMENSIONS</b> |          |      |      |      |      |
|   |                          | <b>W</b>  | <b>D</b> | <b>H</b> | <b>W</b>               | <b>D</b> | <b>H</b> | <b>W</b>               | <b>H</b> |      |      |      |      |
| <b>Armchair, Upholstered Seat</b><br>COM Yardage: 0.75<br>Freight Class: 300<br>Product Weight (lbs.): 14.5<br>Cubic Feet Per Carton: 7.63              |                          | 26.25   | 20.5     | 32.75    | 19.25                  | 17.75    | 18.5     | 18.5                   | 15.25    |      |      |      |      |
| Active weight with casters 300 lbs.<br>Active weight with glides 400 lbs.<br>Stacks 5 high on floor.<br>Stacks 10 high on dolly.                        |                          | <b>RTA 00</b> 2 per carton (pricing and specifications are for one seat unit) |          |          |                        |          |          |                        |          |      |      |      |      |
|   | <b>R5NPPG</b><br>Glides  | 473   |          |          |                        |          |          |                        |          |      |      |      |      |
|   | <b>R5NPPC</b><br>Casters | 532   |          |          |                        |          |          |                        |          |      |      |      |      |
|   |                          | <b>OVERALL DIMENSIONS</b>   |          |          | <b>SEAT DIMENSIONS</b> |          |          | <b>BACK DIMENSIONS</b> |          |      |      |      |      |
|   |                          | <b>W</b>  | <b>D</b> | <b>H</b> | <b>W</b>               | <b>D</b> | <b>H</b> | <b>W</b>               | <b>H</b> |      |      |      |      |
| <b>Armless Chair, Polypropylene Seat</b><br>COM Yardage: N/A<br>Freight Class: 300<br>Product Weight (lbs.): 12.25<br>Cubic Feet Per Carton: 6.38       |                          | 22  | 20.5     | 32.75    | 19.25                  | 17.75    | 17.5     | 18.5                   | 15.25    |      |      |      |      |
| Active weight with casters 300 lbs.<br>Active weight with glides 400 lbs.<br>Stacks 5 high on floor.<br>Stacks 10 high on dolly.                        |                          | <b>RTA 00</b> 2 per carton (pricing and specifications are for one seat unit) |          |          |                        |          |          |                        |          |      |      |      |      |
|    | <b>R5NPUG</b><br>Glides  | 647   | 673      | 693      | 722                    | 764      | 780      | 816                    | 872      | 914  | 961  | 1056 | 1157 |
|   | <b>R5NPUC</b><br>Casters | 706   | 732      | 752      | 781                    | 823      | 839      | 875                    | 931      | 973  | 1020 | 1115 | 1216 |
|   |                          | <b>OVERALL DIMENSIONS</b>   |          |          | <b>SEAT DIMENSIONS</b> |          |          | <b>BACK DIMENSIONS</b> |          |      |      |      |      |
|   |                          | <b>W</b>  | <b>D</b> | <b>H</b> | <b>W</b>               | <b>D</b> | <b>H</b> | <b>W</b>               | <b>H</b> |      |      |      |      |
| <b>Armless Chair, Upholstered Seat</b><br>COM Yardage: 0.75<br>Freight Class: 300<br>Product Weight (lbs.): 12.25<br>Cubic Feet Per Carton: 6.38        |                          | 22  | 20.5     | 32.75    | 19.25                  | 17.75    | 18.5     | 18.5                   | 14.25    |      |      |      |      |
| Active weight with casters 300 lbs.<br>Active weight with glides 400 lbs.<br>Stacks 5 high on floor.<br>Stacks 10 high on dolly.                        |                          | <b>RTA 00</b> 2 per carton (pricing and specifications are for one seat unit) |          |          |                        |          |          |                        |          |      |      |      |      |
|    | <b>R6APP</b>             | 624   |          |          |                        |          |          |                        |          |      |      |      |      |
|   |                          |   |          |          |                        |          |          |                        |          |      |      |      |      |
|   |                          | <b>OVERALL DIMENSIONS</b>   |          |          | <b>SEAT DIMENSIONS</b> |          |          | <b>BACK DIMENSIONS</b> |          |      |      |      |      |
|   |                          | <b>W</b>  | <b>D</b> | <b>H</b> | <b>W</b>               | <b>D</b> | <b>H</b> | <b>W</b>               | <b>H</b> |      |      |      |      |
| <b>Armchair, Polypropylene Seat, Sled Base</b><br>COM Yardage: N/A<br>Freight Class: 300<br>Product Weight (lbs.): 13.75<br>Cubic Feet Per Carton: 7.63 |                          | 26.25   | 21.5     | 32.75    | 19.25                  | 17.75    | 17.5     | 18.5                   | 15.25    |      |      |      |      |
| Active weight 400 lbs.<br>Stacks 5 high on floor.<br>Stacks 10 high on dolly.   |                          | <b>RTA 00</b> 2 per carton (pricing and specifications are for one seat unit) |          |          |                        |          |          |                        |          |      |      |      |      |

| DESCRIPTION   | MODEL#/ FEATURES  | STANDARD TEXTILE GRADES  |          |          |                        |          |          |                        |          |      |      |      |      |
|---|---|--|----------|----------|------------------------|----------|----------|------------------------|----------|------|------|------|------|
|   |   | 1/COM  | 2        | 3        | 4                      | 5        | 6        | 7                      | 8        | 9    | 10   | 11   | 12   |
|  <p><b>Armchair, Upholstered Seat, Sled Base</b><br/>COM Yardage: 0.75<br/>Freight Class: 300<br/>Product Weight (lbs.): 14.75<br/>Cubic Feet Per Carton: 7.63</p>       | <p><b>R6APU</b></p> <p>Active weight 400 lbs.<br/>Stacks 5 high on floor.<br/>Stacks 10 high on dolly.</p>            | 797  | 823      | 843      | 872                    | 914      | 930      | 966                    | 1022     | 1064 | 1111 | 1206 | 1307 |
|   |   | <b>OVERALL DIMENSIONS</b>  |          |          | <b>SEAT DIMENSIONS</b> |          |          | <b>BACK DIMENSIONS</b> |          |      |      |      |      |
|   |   | <b>W</b>   | <b>D</b> | <b>H</b> | <b>W</b>               | <b>D</b> | <b>H</b> | <b>W</b>               | <b>H</b> |      |      |      |      |
|   |   | 26.25  | 21.5     | 32.75    | 19.25                  | 17.75    | 18.5     | 18.5                   | 14.25    |      |      |      |      |
|   |   | <p><b>RTA 00</b> 2 per carton (pricing and specifications are for one seat unit)</p> |          |          |                        |          |          |                        |          |      |      |      |      |
|  <p><b>Armless Chair, Polypropylene Seat, Sled Base</b><br/>COM Yardage: N/A<br/>Freight Class: 300<br/>Product Weight (lbs.): 12.25<br/>Cubic Feet Per Carton: 6.38</p> | <p><b>R6NPP</b></p> <p>Active weight 400 lbs.<br/>Stacks 5 high on floor.<br/>Stacks 10 high on dolly.</p>            | 507  |          |          |                        |          |          |                        |          |      |      |      |      |
|   |   | <b>OVERALL DIMENSIONS</b>  |          |          | <b>SEAT DIMENSIONS</b> |          |          | <b>BACK DIMENSIONS</b> |          |      |      |      |      |
|   |   | <b>W</b>   | <b>D</b> | <b>H</b> | <b>W</b>               | <b>D</b> | <b>H</b> | <b>W</b>               | <b>H</b> |      |      |      |      |
|   |   | 22   | 21.5     | 32.75    | 19.25                  | 17.75    | 17.5     | 18.5                   | 15.25    |      |      |      |      |
|   |   | <p><b>RTA 00</b> 2 per carton (pricing and specifications are for one seat unit)</p> |          |          |                        |          |          |                        |          |      |      |      |      |
|  <p><b>Armless Chair, Upholstered Seat, Sled Base</b><br/>COM Yardage: 0.75<br/>Freight Class: 250<br/>Product Weight (lbs.): 13.25<br/>Cubic Feet Per Carton: 6.38</p>  | <p><b>R6NPU</b></p> <p>Active weight 400 lbs.<br/>Stacks 5 high on floor.<br/>Stacks 10 high on dolly.</p>            | 680  | 706      | 726      | 755                    | 797      | 813      | 849                    | 905      | 947  | 994  | 1089 | 1190 |
|   |   | <b>OVERALL DIMENSIONS</b>  |          |          | <b>SEAT DIMENSIONS</b> |          |          | <b>BACK DIMENSIONS</b> |          |      |      |      |      |
|   |   | <b>W</b>   | <b>D</b> | <b>H</b> | <b>W</b>               | <b>D</b> | <b>H</b> | <b>W</b>               | <b>H</b> |      |      |      |      |
|   |   | 22   | 21.5     | 32.75    | 19.25                  | 17.75    | 18.5     | 18.5                   | 14.25    |      |      |      |      |
|   |   | <p><b>RTA 00</b> 2 per carton (pricing and specifications are for one seat unit)</p> |          |          |                        |          |          |                        |          |      |      |      |      |
|  <p><b>Counter Stool, Arms, Polypropylene Seat</b><br/>COM Yardage: N/A<br/>Freight Class: 300<br/>Product Weight (lbs.): 16<br/>Cubic Feet Per Carton: 8.88</p>       | <p><b>R5CSAPP</b></p> <p>Polypropylene seat &amp; back.</p> <p>Active weight 400 lbs.<br/>Stacks 5 high on floor.</p> | 695  |          |          |                        |          |          |                        |          |      |      |      |      |
|   |   | <b>OVERALL DIMENSIONS</b>  |          |          | <b>SEAT DIMENSIONS</b> |          |          | <b>BACK DIMENSIONS</b> |          |      |      |      |      |
|   |   | <b>W</b>   | <b>D</b> | <b>H</b> | <b>W</b>               | <b>D</b> | <b>H</b> | <b>W</b>               | <b>H</b> |      |      |      |      |
|   |   | 26.25  | 21.75    | 38.25    | 19.25                  | 17.75    | 23.75    | 18.5                   | 15.25    |      |      |      |      |
|   |   | <p><b>RTA 00</b> 2 per carton (pricing and specifications are for one seat unit)</p> |          |          |                        |          |          |                        |          |      |      |      |      |
|  <p><b>Counter Stool, Arms, Upholstered Seat</b><br/>COM Yardage: 0.75<br/>Freight Class: 300<br/>Product Weight (lbs.): 17<br/>Cubic Feet Per Carton: 8.88</p>        | <p><b>R5CSAPU</b></p> <p>Active weight 400 lbs.<br/>Stacks 5 high on floor.</p>                                       | 868  | 894      | 914      | 943                    | 985      | 1001     | 1037                   | 1093     | 1135 | 1182 | 1277 | 1378 |
|   |   | <b>OVERALL DIMENSIONS</b>  |          |          | <b>SEAT DIMENSIONS</b> |          |          | <b>BACK DIMENSIONS</b> |          |      |      |      |      |
|   |   | <b>W</b>   | <b>D</b> | <b>H</b> | <b>W</b>               | <b>D</b> | <b>H</b> | <b>W</b>               | <b>H</b> |      |      |      |      |
|   |   | 26.25  | 21.75    | 38.25    | 19.25                  | 17.75    | 23.75    | 18.5                   | 15.25    |      |      |      |      |
|   |   | <p><b>RTA 00</b> 2 per carton (pricing and specifications are for one seat unit)</p> |          |          |                        |          |          |                        |          |      |      |      |      |

| DESCRIPTION   | MODEL#/ FEATURES  | STANDARD TEXTILE GRADES   |               |   |                        |          |          |                        |          |      |      |      |      |
|---|---|---------------------------|---------------|---|------------------------|----------|----------|------------------------|----------|------|------|------|------|
|   |   | 1/COM                     | 2             | 3   | 4                      | 5        | 6        | 7                      | 8        | 9    | 10   | 11   | 12   |
|  <p><b>Armless Counter Stool, Polypropylene Seat</b><br/>COM Yardage: N/A<br/>Freight Class: 300<br/>Product Weight (lbs.): 14.5<br/>Cubic Feet Per Carton: 8.88</p> | <p><b>R5CSNPP</b><br/>Polypropylene seat &amp; back.<br/>Active weight 400 lbs.<br/>Stacks 5 high on floor.</p> | 578                       |               |   |                        |          |          |                        |          |      |      |      |      |
|   |   | <b>OVERALL DIMENSIONS</b> |               |   | <b>SEAT DIMENSIONS</b> |          |          | <b>BACK DIMENSIONS</b> |          |      |      |      |      |
|   |   | <b>W</b>                  | <b>D</b>      | <b>H</b>  | <b>W</b>               | <b>D</b> | <b>H</b> | <b>W</b>               | <b>H</b> |      |      |      |      |
|   | 22  | 21.75                     | 38.25         | 19.25   | 17.75                  | 23.75    | 18.5     | 15.25                  |          |      |      |      |      |
|   |   |                           | <b>RTA 00</b> | 2 per carton (pricing and specifications are for one seat unit) |                        |          |          |                        |          |      |      |      |      |
|  <p><b>Armless Counter Stool, Upholstered Seat</b><br/>COM Yardage: 0.75<br/>Freight Class: 300<br/>Product Weight (lbs.): 15.5<br/>Cubic Feet Per Carton: 8.88</p>  | <p><b>R5CSNPU</b><br/>Active weight 400 lbs.<br/>Stacks 5 high on floor.</p>                                    | 752                       | 778           | 798   | 827                    | 869      | 885      | 921                    | 977      | 1019 | 1066 | 1161 | 1262 |
|   |   | <b>OVERALL DIMENSIONS</b> |               |   | <b>SEAT DIMENSIONS</b> |          |          | <b>BACK DIMENSIONS</b> |          |      |      |      |      |
|   |   | <b>W</b>                  | <b>D</b>      | <b>H</b>  | <b>W</b>               | <b>D</b> | <b>H</b> | <b>W</b>               | <b>H</b> |      |      |      |      |
|   | 22  | 21.75                     | 38.25         | 19.25   | 17.75                  | 24.75    | 18.5     | 14.25                  |          |      |      |      |      |
|   |   |                           | <b>RTA 00</b> | 2 per carton (pricing and specifications are for one seat unit) |                        |          |          |                        |          |      |      |      |      |
|  <p><b>Bar Stool, Arms, Polypropylene Seat</b><br/>COM Yardage: N/A<br/>Freight Class: 300<br/>Product Weight (lbs.): 16.75<br/>Cubic Feet Per Carton: 9.75</p>      | <p><b>R5BSAPP</b><br/>Polypropylene seat &amp; back.<br/>Active weight 400 lbs.<br/>Stacks 5 high on floor.</p> | 708                       |               |   |                        |          |          |                        |          |      |      |      |      |
|   |   | <b>OVERALL DIMENSIONS</b> |               |   | <b>SEAT DIMENSIONS</b> |          |          | <b>BACK DIMENSIONS</b> |          |      |      |      |      |
|   |   | <b>W</b>                  | <b>D</b>      | <b>H</b>  | <b>W</b>               | <b>D</b> | <b>H</b> | <b>W</b>               | <b>H</b> |      |      |      |      |
|   | 26.25   | 21.75                     | 43.25         | 19.25   | 17.75                  | 28.75    | 18.5     | 15.25                  |          |      |      |      |      |
|   |   |                           | <b>RTA 00</b> | 2 per carton (pricing and specifications are for one seat unit) |                        |          |          |                        |          |      |      |      |      |
|  <p><b>Bar Stool, Arms, Upholstered Seat</b><br/>COM Yardage: 0.75<br/>Freight Class: 300<br/>Product Weight (lbs.): 17.75<br/>Cubic Feet Per Carton: 9.75</p>     | <p><b>R5BSAPU</b><br/>Active weight 400 lbs.<br/>Stacks 5 high on floor.</p>                                    | 882                       | 908           | 928   | 957                    | 999      | 1015     | 1051                   | 1107     | 1149 | 1196 | 1291 | 1392 |
|   |   | <b>OVERALL DIMENSIONS</b> |               |   | <b>SEAT DIMENSIONS</b> |          |          | <b>BACK DIMENSIONS</b> |          |      |      |      |      |
|   |   | <b>W</b>                  | <b>D</b>      | <b>H</b>  | <b>W</b>               | <b>D</b> | <b>H</b> | <b>W</b>               | <b>H</b> |      |      |      |      |
|   | 26.25   | 21.75                     | 43.25         | 19.25   | 17.75                  | 29.75    | 18.5     | 14.25                  |          |      |      |      |      |
|   |   |                           | <b>RTA 00</b> | 2 per carton (pricing and specifications are for one seat unit) |                        |          |          |                        |          |      |      |      |      |
|  <p><b>Armless Bar Stool, Polypropylene Seat</b><br/>COM Yardage: N/A<br/>Freight Class: 300<br/>Product Weight (lbs.): 14.5<br/>Cubic Feet Per Carton: 8.25</p>   | <p><b>R5BSNPP</b><br/>Polypropylene seat &amp; back.<br/>Active weight 400 lbs.<br/>Stacks 5 high on floor.</p> | 591                       |               |   |                        |          |          |                        |          |      |      |      |      |
|   |   | <b>OVERALL DIMENSIONS</b> |               |   | <b>SEAT DIMENSIONS</b> |          |          | <b>BACK DIMENSIONS</b> |          |      |      |      |      |
|   |   | <b>W</b>                  | <b>D</b>      | <b>H</b>  | <b>W</b>               | <b>D</b> | <b>H</b> | <b>W</b>               | <b>H</b> |      |      |      |      |
|   | 26.25   | 21.75                     | 43.25         | 19.25   | 17.75                  | 28.75    | 18.5     | 15.25                  |          |      |      |      |      |
|   |   |                           | <b>RTA 00</b> | 2 per carton (pricing and specifications are for one seat unit) |                        |          |          |                        |          |      |      |      |      |

| DESCRIPTION  | MODEL#/ FEATURES   | STANDARD TEXTILE GRADES   |          |          |                        |               |   |                        |          |      |      |      |      |
|--|--|---------------------------|----------|----------|------------------------|---------------|---|------------------------|----------|------|------|------|------|
|  |  | 1/COM                     | 2        | 3        | 4                      | 5             | 6   | 7                      | 8        | 9    | 10   | 11   | 12   |
|  <p><b>Armless Bar Stool, Upholstered Seat</b><br/>                     COM Yardage: 0.75<br/>                     Freight Class: 300<br/>                     Product Weight (lbs.): 15.5<br/>                     Cubic Feet Per Carton: 8.25</p> | <p><b>R5BSNPU</b></p> <p>Active weight 400 lbs.<br/>                     Stacks 5 high on floor.</p> | 765                       | 791      | 811      | 840                    | 882           | 898   | 934                    | 990      | 1032 | 1079 | 1174 | 1275 |
|  |  | <b>OVERALL DIMENSIONS</b> |          |          | <b>SEAT DIMENSIONS</b> |               |   | <b>BACK DIMENSIONS</b> |          |      |      |      |      |
|  |  | <b>W</b>                  | <b>D</b> | <b>H</b> | <b>W</b>               | <b>D</b>      | <b>H</b>  | <b>W</b>               | <b>H</b> |      |      |      |      |
|  |  | 26.25                     | 21.75    | 43.25    | 19.25                  | 17.75         | 29.75   | 18.5                   | 14.25    |      |      |      |      |
|  |  |                           |          |          |                        | <b>RTA 00</b> | 2 per carton (pricing and specifications are for one seat unit) |                        |          |      |      |      |      |
|  <p><b>Stacking Dolly</b><br/>                     COM Yardage: N/A<br/>                     Freight Class: 150<br/>                     Product Weight (lbs.): 18<br/>                     Cubic Feet Per Carton: 4.4</p>                          | <p><b>RDOL</b></p>   | 450                       |          |          |                        |               |   |                        |          |      |      |      |      |
|  |  | <b>OVERALL DIMENSIONS</b> |          |          |                        |               |   |                        |          |      |      |      |      |
|  |  | <b>W</b>                  | <b>D</b> | <b>H</b> |                        |               |   |                        |          |      |      |      |      |
|  |  | 23.75                     | 21.25    | 12.25    |                        |               |   |                        |          |      |      |      |      |
|  |  |                           |          |          |                        | <b>RTA 00</b> |   |                        |          |      |      |      |      |

# R ROMA® NESTER

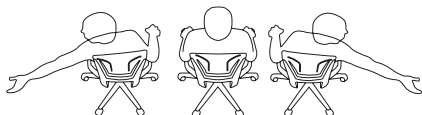
## ROMA® NESTER



model 1898



model 1899



(Models 1890 and 1900)

The Polypropylene Medium Back and the Upholstered Medium Back feature a flexible back construction that provides support, proper spinal alignment and comfort when moving or reaching in a seated position.

# MULTI-PURPOSE

### STANDARD FEATURES




- Flexible, elegant and affordable, Roma offers a family of seating with simple clean lines.
- Please see Work + Task section for additional Roma models.
- Four back versions are available. Choose from Mesh, Flexible Polypropylene or Honeycomb Polypropylene back.
- Models upholstered in leather have a curved seam across the seat.
- Flexible polypropylene back chair features a built in lumbar support designed to move as you move and is available exclusively in black.
- The horizontal nesting chairs are easy to store. Simply flip the seat upward and then roll into nesting position, like a shopping cart.
- When nesting horizontal nesting chairs, each additional chair adds 8" to depth.
- Arms are durable fiberglass reinforced Nylon, fixed height. Armcaps are durable Polyurethane (SSU), soft and warm to the touch.
- **C1** casters are standard.





### OPTIONAL FEATURES

- Breathable mesh back is available in six colors. Choose from Autumn Orange (AO), Spring Green (SG) Winter Grey (WG), Midnight Black (MB), Summer Blue (SB), Fall Burgundy (FB).
- Nesting chairs are standard in Black (TBL), Tungsten (TTU) or Shadow (TSH). Optional Chrome (CHM) frame is available. Add \$47.
- Check textile availability prior to specifying upholstery material.



Stitch detail on Leather upholstered seat

| DESCRIPTION   | FEATURES  | MODEL#                    | STANDARD TEXTILE GRADES   |          |          |                        |          |          |                        |          |        |        |        |        |  |  |
|---|---|---------------------------|---------------------------|----------|----------|------------------------|----------|----------|------------------------|----------|--------|--------|--------|--------|--|--|
|   |   |                           | 1                         | 2        | 3        | 4                      | 5        | 6        | 7                      | 8        | 9      | 10     | 11     | 12     |  |  |
| <br><b>Honeycomb MB - Armless Flip Seat Nesting Chair</b><br>COM Yardage: 1<br>Freight Class: 250<br>Product Weight (lbs.): 29<br>Cubic Feet Per Carton: 13.75      | Nesting chair.<br><br>Ergonomic Features:<br>M, N | <b>1888</b><br><br>RTA 00 | \$762                     | \$802    | \$832    | \$874                  | \$939    | \$959    | \$1015                 | \$1118   | \$1170 | \$1265 | \$1393 | \$1559 |  |  |
|   |   |                           | <b>OVERALL DIMENSIONS</b> |          |          | <b>SEAT DIMENSIONS</b> |          |          | <b>BACK DIMENSIONS</b> |          |        |        |        |        |  |  |
|   |   |                           | <b>W</b>                  | <b>D</b> | <b>H</b> | <b>W</b>               | <b>D</b> | <b>H</b> | <b>W</b>               | <b>H</b> |        |        |        |        |  |  |
|   |   |                           | 24.5                      | 23.5     | 36       | 19.5                   | 17       | 18       | 18.5                   | 18       |        |        |        |        |  |  |
| <br><b>Mesh MB - Armless Flip Seat Nesting Chair</b><br>COM Yardage: 1<br>Freight Class: 250<br>Product Weight (lbs.): 29<br>Cubic Feet Per Carton: 13.75          | Nesting chair.<br><br>Ergonomic Features:<br>M, N | <b>1889</b><br><br>RTA 00 | \$752                     | \$793    | \$823    | \$866                  | \$930    | \$949    | \$1007                 | \$1110   | \$1161 | \$1258 | \$1388 | \$1550 |  |  |
|   |   |                           | <b>OVERALL DIMENSIONS</b> |          |          | <b>SEAT DIMENSIONS</b> |          |          | <b>BACK DIMENSIONS</b> |          |        |        |        |        |  |  |
|   |   |                           | <b>W</b>                  | <b>D</b> | <b>H</b> | <b>W</b>               | <b>D</b> | <b>H</b> | <b>W</b>               | <b>H</b> |        |        |        |        |  |  |
|   |   |                           | 24.5                      | 23.5     | 36       | 19.5                   | 17       | 18       | 18.5                   | 18       |        |        |        |        |  |  |
| <br><b>Polypropylene MB - Armless Flip Seat Nesting Chair</b><br>COM Yardage: 1<br>Freight Class: 250<br>Product Weight (lbs.): 29<br>Cubic Feet Per Carton: 13.75 | Nesting chair.<br><br>Ergonomic Features:<br>M, N | <b>1890</b><br><br>RTA 00 | \$752                     | \$793    | \$823    | \$866                  | \$930    | \$949    | \$1007                 | \$1110   | \$1161 | \$1258 | \$1388 | \$1550 |  |  |
|   |   |                           | <b>OVERALL DIMENSIONS</b> |          |          | <b>SEAT DIMENSIONS</b> |          |          | <b>BACK DIMENSIONS</b> |          |        |        |        |        |  |  |
|   |   |                           | <b>W</b>                  | <b>D</b> | <b>H</b> | <b>W</b>               | <b>D</b> | <b>H</b> | <b>W</b>               | <b>H</b> |        |        |        |        |  |  |
|   |   |                           | 24.5                      | 23.5     | 36       | 19.5                   | 17       | 18       | 18.5                   | 18       |        |        |        |        |  |  |

| DESCRIPTION   | FEATURES  | MODEL#      | STANDARD TEXTILE GRADES   |                        |          |                        |                        |          |                        |          |        |        |        |        |
|---|---|-------------|---------------------------|------------------------|----------|------------------------|------------------------|----------|------------------------|----------|--------|--------|--------|--------|
|   |   |             | 1                         | 2                      | 3        | 4                      | 5                      | 6        | 7                      | 8        | 9      | 10     | 11     | 12     |
|  <p><b>Honeycomb MB - Flip Seat Nesting Armchair</b><br/>                     COM Yardage: 1<br/>                     Freight Class: 250<br/>                     Product Weight (lbs.): 30<br/>                     Cubic Feet Per Carton: 13.75</p>      | Nesting chair.<br><br>Ergonomic Features:<br>M, N | <b>1898</b> | \$829                     | \$870                  | \$899    | \$942                  | \$1007                 | \$1026   | \$1082                 | \$1185   | \$1237 | \$1333 | \$1465 | \$1626 |
|   |   |             | <b>OVERALL DIMENSIONS</b> |                        |          | <b>SEAT DIMENSIONS</b> |                        |          | <b>BACK DIMENSIONS</b> |          |        |        |        |        |
|   |   |             | <b>W</b>                  | <b>D</b>               | <b>H</b> | <b>W</b>               | <b>D</b>               | <b>H</b> | <b>W</b>               | <b>H</b> |        |        |        |        |
|   |   |             | 24.5                      | 23.5                   | 36       | 19.5                   | 17                     | 18       | 18.5                   | 18       |        |        |        |        |
|   |   |             | <b>RTA 00</b>             |                        |          |                        |                        |          |                        |          |        |        |        |        |
|  <p><b>Mesh MB - Flip Seat Nesting Armchair</b><br/>                     COM Yardage: 1<br/>                     Freight Class: 250<br/>                     Product Weight (lbs.): 30<br/>                     Cubic Feet Per Carton: 13.75</p>           | Nesting chair.<br><br>Ergonomic Features:<br>M, N | <b>1899</b> | \$816                     | \$857                  | \$887    | \$930                  | \$994                  | \$1013   | \$1071                 | \$1172   | \$1225 | \$1322 | \$1452 | \$1614 |
|   |   |             | <b>OVERALL DIMENSIONS</b> |                        |          | <b>SEAT DIMENSIONS</b> |                        |          | <b>BACK DIMENSIONS</b> |          |        |        |        |        |
|   |   |             | <b>W</b>                  | <b>D</b>               | <b>H</b> | <b>W</b>               | <b>D</b>               | <b>H</b> | <b>W</b>               | <b>H</b> |        |        |        |        |
|   |   |             | 24.5                      | 23.5                   | 36       | 19.5                   | 17                     | 18       | 18.5                   | 18       |        |        |        |        |
|   |   |             | <b>RTA 00</b>             |                        |          |                        |                        |          |                        |          |        |        |        |        |
|  <p><b>Polypropylene MB - Flip Seat Nesting Armchair</b><br/>                     COM Yardage: 1<br/>                     Freight Class: 250<br/>                     Product Weight (lbs.): 30<br/>                     Cubic Feet Per Carton: 13.75</p> | Nesting chair.<br><br>Ergonomic Features:<br>M, N | <b>1900</b> | \$816                     | \$857                  | \$887    | \$930                  | \$994                  | \$1013   | \$1071                 | \$1172   | \$1225 | \$1322 | \$1452 | \$1614 |
|   |   |             | <b>OVERALL DIMENSIONS</b> |                        |          | <b>SEAT DIMENSIONS</b> |                        |          | <b>BACK DIMENSIONS</b> |          |        |        |        |        |
|   |   |             | <b>W</b>                  | <b>D</b>               | <b>H</b> | <b>W</b>               | <b>D</b>               | <b>H</b> | <b>W</b>               | <b>H</b> |        |        |        |        |
|   |   |             | 24.5                      | 23.5                   | 36       | 19.5                   | 17                     | 18       | 18.5                   | 18       |        |        |        |        |
|   |   |             | <b>RTA 00</b>             |                        |          |                        |                        |          |                        |          |        |        |        |        |
|  <p><b>Upholstered Back Pad</b><br/>                     COM Yardage: 1<br/>                     Freight Class: 70<br/>                     Product Weight (lbs.): 1.5<br/>                     Cubic Feet Per Carton: 1.1</p>                           |   | <b>1909</b> | \$204                     | \$247                  | \$278    | \$326                  | \$392                  | \$413    | \$472                  | \$579    | \$634  | \$735  | \$872  | \$1044 |
|   | <b>OVERALL DIMENSIONS</b>                         |             |                           | <b>SEAT DIMENSIONS</b> |          |                        | <b>BACK DIMENSIONS</b> |          |                        |          |        |        |        |        |
|   | <b>W</b>  |             | <b>D</b>                  | <b>H</b>               | <b>W</b> | <b>D</b>               | <b>H</b>               | <b>W</b> | <b>H</b>               |          |        |        |        |        |
|   | 20.5  |             | 19                        | 0.38                   | 21       | 18                     | 18                     | 20       | 20.5                   |          |        |        |        |        |
|   |   |             | <b>RTA 00</b>             |                        |          |                        |                        |          |                        |          |        |        |        |        |

SAS™



Mid Back Side Chair  
model 8647



Low Back Counter Stool  
model 8648LBS24



Mid Back Counter Stool  
model 8648PS24



Mid Back Bar Stool  
model 8648PS30

STANDARD FEATURES

- The Sas side chair and stools have a single, molded plywood shell of wood veneer.
- Available with two seat options: unupholstered seat and upholstered seat (P).
- Available in three heights: side chair, counter stool and bar stool.
- Sas side chair in mid back height only. Counter and bar height stools available with mid or low backs.
- Dimensions shown are for unupholstered models.
- Unupholstered side chairs can be stacked up to 4 high on the floor and up to 10 high on the available dolly. Unupholstered stools can be stacked up to 4 high on the floor only. Upholstered models cannot be stacked.
- Check textile availability prior to specifying upholstery material.


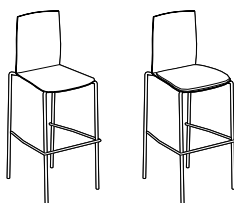
OPTIONAL FEATURES

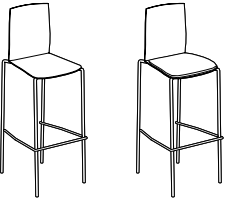
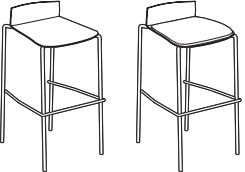
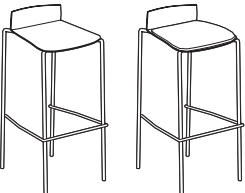

Tubular frame is available in the following finishes:

- **Frame finish**  
(TBL) Black  
(TDW) Designer White  
(TTU) Tungsten  
(CHM) Chrome. **Add \$125**
- **Shell**  
(AAM) Absolute  
(BKM) Black  
(ACM) Cherry  
(EOM) English Oak  
(ECM) Espresso Cafe  
(TFM) Fruitwood  
(HGM) Gray  
(AHM) Honey  
(TMM) Mahogany  
(AVM) Maple  
(MWM) Medium Walnut  
(ASM) Night  
(NBM) Noce Biondo  
(NGM) Noce Grigio  
(NEM) Noce Leggero  
(NMM) Noce Medio  
(SKM) Shaker Cherry  
(TWM) Walnut  
(WTM) WC Cream  
(WHM) White. **Add \$114**  
(WCM) Winter Cherry  
Please Specify.

EXAMPLE SAS ORDER CODE:

|         |         |             |       |
|---------|---------|-------------|-------|
| 8647P   | -HD05   | -TBL        | -AAM  |
| Model # | Textile | Frame Color | Shell |

| DESCRIPTION   | FEATURES | MODEL#                    | STANDARD TEXTILE GRADES |              |          |            |                        |        |        |          |          |          |                        |        |   |          |          |
|---|----------|---------------------------|-------------------------|--------------|----------|------------|------------------------|--------|--------|----------|----------|----------|------------------------|--------|---|----------|----------|
|   |          |                           | 1                       | 2            | 3        | 4          | 5                      | 6      | 7      | 8        | 9        | 10       | 11                     | 12     |   |          |          |
|  <p><b>Mid Back Side Chair</b><br/>COM Yardage: 0.75<br/>Freight Class: 250<br/>Product Weight (lbs.): 12<br/>Cubic Feet Per Carton: 12</p> <p>Stacks 4 high on floor.<br/>Stacks 10 high on dolly.<br/>Upholstered models do not stack.</p> |          | <b>8647</b>               | \$626                   | -            | -        | -          | -                      | -      | -      | -        | -        | -        | -                      | -      | - |          |          |
|   |          | <b>8647P</b>              | \$808                   | \$839        | \$859    | \$891      | \$934                  | \$955  | \$995  | \$1059   | \$1107   | \$1162   | \$1276                 | \$1395 |   |          |          |
|   |          | <b>OVERALL DIMENSIONS</b> |                         | <b>W</b>     | <b>D</b> | <b>H</b>   | <b>SEAT DIMENSIONS</b> |        |        | <b>W</b> | <b>D</b> | <b>H</b> | <b>BACK DIMENSIONS</b> |        |   | <b>W</b> | <b>H</b> |
|   |          | 18.75                     | 21                      | 33           | 16       | 15.5       | 18                     | 16     | 15     |          |          |          |                        |        |   |          |          |
|   |          |                           | <b>RTA 00</b>           | <b>FedEx</b> |          | <b>ups</b> | 2 per carton           |        |        |          |          |          |                        |        |   |          |          |
|  <p><b>Mid Back Counter Stool, 24"</b><br/>COM Yardage: 0.75<br/>Freight Class: 400<br/>Product Weight (lbs.): 16<br/>Cubic Feet Per Carton: 14.5</p> <p>Stacks 4 high on floor only.<br/>Upholstered models do not stack.</p>               |          | <b>8648S24</b>            | \$861                   | -            | -        | -          | -                      | -      | -      | -        | -        | -        | -                      | -      | - |          |          |
|   |          | <b>8648PS24</b>           | \$1061                  | \$1089       | \$1110   | \$1139     | \$1181                 | \$1199 | \$1238 | \$1298   | \$1343   | \$1396   | \$1501                 | \$1614 |   |          |          |
|   |          | <b>OVERALL DIMENSIONS</b> |                         | <b>W</b>     | <b>D</b> | <b>H</b>   | <b>SEAT DIMENSIONS</b> |        |        | <b>W</b> | <b>D</b> | <b>H</b> | <b>BACK DIMENSIONS</b> |        |   | <b>W</b> | <b>H</b> |
|   |          | 19.5                      | 22                      | 39           | 16       | 15.5       | 24                     | 16     | 15     |          |          |          |                        |        |   |          |          |
|   |          |                           | <b>RTA 00</b>           | 1 per carton |          |            |                        |        |        |          |          |          |                        |        |   |          |          |

| DESCRIPTION  | FEATURES   | MODEL#                    | STANDARD TEXTILE GRADES |          |                        |          |          |                        |              |        |        |        |        |        |   |  |
|--|--|---------------------------|-------------------------|----------|------------------------|----------|----------|------------------------|--------------|--------|--------|--------|--------|--------|---|--|
|  <p><b>Mid Back Bar Stool, 30"</b><br/>COM Yardage: 0.75<br/>Freight Class: 400<br/>Product Weight (lbs.): 16<br/>Cubic Feet Per Carton: 14.5</p>     | Stacks 4 high on floor only.<br>Upholstered models do not stack. |                           | 1                       | 2        | 3                      | 4        | 5        | 6                      | 7            | 8      | 9      | 10     | 11     | 12     |   |  |
|  |  | <b>8648S30</b>            | \$861                   | -        | -                      | -        | -        | -                      | -            | -      | -      | -      | -      | -      | - |  |
|  |  | <b>8648PS30</b>           | \$1061                  | \$1089   | \$1110                 | \$1139   | \$1181   | \$1199                 | \$1238       | \$1298 | \$1343 | \$1396 | \$1501 | \$1614 |   |  |
|  |  | Upholstered Seat          |                         |          |                        |          |          |                        |              |        |        |        |        |        |   |  |
|  |  | <b>OVERALL DIMENSIONS</b> |                         |          | <b>SEAT DIMENSIONS</b> |          |          | <b>BACK DIMENSIONS</b> |              |        |        |        |        |        |   |  |
|  |  | <b>W</b>                  | <b>D</b>                | <b>H</b> | <b>W</b>               | <b>D</b> | <b>H</b> | <b>W</b>               | <b>H</b>     |        |        |        |        |        |   |  |
|  |  | 19.5                      | 22                      | 45       | 16                     | 15.5     | 30       | 16                     | 15           |        |        |        |        |        |   |  |
|  |  |                           | <b>RTA 00</b>           |          | 1 per carton           |          |          |                        |              |        |        |        |        |        |   |  |
|  <p><b>Low Back Counter Stool, 24"</b><br/>COM Yardage: 0.75<br/>Freight Class: 400<br/>Product Weight (lbs.): 16<br/>Cubic Feet Per Carton: 8.25</p> | Stacks 4 high on floor only.<br>Upholstered models do not stack. |                           | 1                       | 2        | 3                      | 4        | 5        | 6                      | 7            | 8      | 9      | 10     | 11     | 12     |   |  |
|  |  | <b>8648LBNS24</b>         | \$924                   | -        | -                      | -        | -        | -                      | -            | -      | -      | -      | -      | -      | - |  |
|  |  | <b>8648LBPS24</b>         | \$1061                  | \$1089   | \$1110                 | \$1139   | \$1181   | \$1199                 | \$1238       | \$1298 | \$1343 | \$1396 | \$1501 | \$1614 |   |  |
|  |  | Upholstered Seat          |                         |          |                        |          |          |                        |              |        |        |        |        |        |   |  |
|  |  | <b>OVERALL DIMENSIONS</b> |                         |          | <b>SEAT DIMENSIONS</b> |          |          | <b>BACK DIMENSIONS</b> |              |        |        |        |        |        |   |  |
|  |  | <b>W</b>                  | <b>D</b>                | <b>H</b> | <b>W</b>               | <b>D</b> | <b>H</b> | <b>W</b>               | <b>H</b>     |        |        |        |        |        |   |  |
|  |  | 19.5                      | 22                      | 26.25    | 16                     | 15.5     | 24       | 16                     | 2.25         |        |        |        |        |        |   |  |
|  |  |                           | <b>RTA 00</b>           |          | 1 per carton           |          |          |                        |              |        |        |        |        |        |   |  |
|  <p><b>Low Back Bar Stool, 30"</b><br/>COM Yardage: 0.75<br/>Freight Class: 400<br/>Product Weight (lbs.): 22<br/>Cubic Feet Per Carton: 17</p>      | Stacks 4 high on floor only.<br>Upholstered models do not stack. |                           | 1                       | 2        | 3                      | 4        | 5        | 6                      | 7            | 8      | 9      | 10     | 11     | 12     |   |  |
|  |  | <b>8648LBNS30</b>         | \$924                   | -        | -                      | -        | -        | -                      | -            | -      | -      | -      | -      | -      | - |  |
|  |  | <b>8648LBPS30</b>         | \$1061                  | \$1089   | \$1110                 | \$1139   | \$1181   | \$1199                 | \$1238       | \$1298 | \$1343 | \$1396 | \$1501 | \$1614 |   |  |
|  |  | Upholstered Seat          |                         |          |                        |          |          |                        |              |        |        |        |        |        |   |  |
|  |  | <b>OVERALL DIMENSIONS</b> |                         |          | <b>SEAT DIMENSIONS</b> |          |          | <b>BACK DIMENSIONS</b> |              |        |        |        |        |        |   |  |
|  |  | <b>W</b>                  | <b>D</b>                | <b>H</b> | <b>W</b>               | <b>D</b> | <b>H</b> | <b>W</b>               | <b>H</b>     |        |        |        |        |        |   |  |
|  |  | 19.5                      | 22                      | 32.25    | 16                     | 15.5     | 30       | 16                     | 2.25         |        |        |        |        |        |   |  |
|  |  |                           | <b>RTA 00</b>           |          | 1 per carton           |          |          |                        |              |        |        |        |        |        |   |  |
|  <p><b>Dolly</b><br/>COM Yardage: N/A<br/>Freight Class: 250<br/>Product Weight (lbs.): 19<br/>Cubic Feet Per Carton: 10.75</p>                     |  |                           | 1                       | 2        | 3                      | 4        | 5        | 6                      | 7            | 8      | 9      | 10     | 11     | 12     |   |  |
|  | <b>8649</b>  | \$575                     | -                       | -        | -                      | -        | -        | -                      | -            | -      | -      | -      | -      | -      |   |  |
|  |  | <b>OVERALL DIMENSIONS</b> |                         |          | <b>SEAT DIMENSIONS</b> |          |          | <b>BACK DIMENSIONS</b> |              |        |        |        |        |        |   |  |
|  |  | <b>W</b>                  | <b>D</b>                | <b>H</b> | <b>W</b>               | <b>D</b> | <b>H</b> | <b>W</b>               | <b>H</b>     |        |        |        |        |        |   |  |
|  |  | 25.75                     | 28.5                    | 22       | -                      | -        | -        | -                      | -            |        |        |        |        |        |   |  |
|  |  |                           | <b>RTA 00</b>           |          | FedEx                  |          | ups      |                        | 1 per carton |        |        |        |        |        |   |  |

SIDERO



model 6901 (BLK)



model 6900 (BLK) Stacked



model 6901TR



model 6900C



model 6905



model 6903

| Sidero Chairs Stacking Capability |                   |                   |
|-----------------------------------|-------------------|-------------------|
| Models Types                      | Stacking on floor | Stacking on dolly |
| Arm Chairs without Casters        | up to 5 high      | up to 8 high      |
| Arm Chairs with Casters           | up to 3 high      | N/A               |
| Armless Chairs without Casters    | up to 5 high      | up to 8 high      |
| Armless Chairs with Casters       | up to 3 high      | N/A               |
| Preschool Armless Models          | up to 4 high      | N/A               |

STANDARD FEATURES

- Sidero seating has a sculptured appearance, featuring wide curved arms and a round tubular steel frame, with wall safe construction.
- Sidero series includes side chairs (arms and armless), available with casters or with a sled base, counter stools and barstools.
- Arms are 2 1/8 inches wide and full length, offering support to help stabilize users as they sit in or exit chairs.
- The gently curved arms are made from incredibly strong fiberglass reinforced nylon.
- The back of the chair is compound curved to provide comfort and support in multiple seating positions. No visible back attachment hardware. Backs are attached using concealed hardware only.
- The outer back is upholstered in the same material selection as the rest of the chair.
- Chairs are "Wall Safe." Rear legs hit the baseboard first leaving clearance between the back of the chair and the wall, saving both the chair and the wall from damage.
- Legs flair out to the rear to provide additional stability.
- The rugged steel frame is made from round welded steel tubing 7/8" dia.
- Armchairs (four legged and sled base) can be joined together using ganging clamp model 5233. Armless chairs (four legged and sled base) can be joined together using ganging clamp model 6526.
- Equipped with a polypropylene seat shroud that helps stabilize chairs when stacked and avoid frame imprints on upholstered seats.
- Four legged models can be stacked. Stools and sled base models do not stack. Please note when stacking painted frame chairs, paint may scratch.
- Standard glide is a durable Black Polypropylene foot.
- Four Legged chairs with casters are standard with (C82) dual wheel carpet casters.
- Sidero beam seating consists of upper seat units (6930, 6931) including mounting brackets and all hardware necessary for attachment to beam.
- For all beam components, tables and a complete list of available upper seat units, see Beam Seating series.

- Tablet arms are extremely rugged and meet ANSI-BIFMA testing requirements. Tablet hinges up to allow ease of egress. Tablet slides forward and back to accommodate any body size comfortably. Tablet models do not stack.
- Standard tablet (D8) size is 18"D x 14.5"W and is made of Black polymer. Tablets are attached at the left or right (as seated) Tablet arms are not available on stools. Specify (L) left or (R) right tablet. (Example: 6901TL or 6901TR).
- Check textile availability prior to specifying upholstery material.

OPTIONAL FEATURES

- **Frame finish**  
 (TBL) Black (TDW) Designer White  
 (TFO) Fog (TFR) Frost  
 (TIV) Cloud (TKA) Kalua  
 (TLA) Latte (TMO) Mocha  
 (TNE) Nevada (TOA) Toast  
 (TSH) Shadow (TSN) Sand  
 (TTU) Tungsten  
 (CHM) Chrome. Add \$47.  
 Please Specify.
- An optional 18.5"D x 18.5"W high pressure laminate writing tablet is available. The core is hardwood veneer plywood with radiused edge finished in clear lacquer. This writing tablet is offered in the following finishes: Black (BLK), Clear Maple (CMB), Designer White (DWT) and Noce Grigio (NGL). Please specify. Add \$68.
- Glides with felt pads (FG) are available for vinyl sheet, cork or laminate flooring, please specify. Add \$60.
- Glides with rubber pads (RG) are available for vinyl, hardwood, laminate, stone or ceramic flooring, please specify. Add \$64
- For chairs used on hard surface floors PLEASE SPECIFY Opaque (off White) Non-Marking Glides (NM). No upcharge.
- Steel cushioned self-leveling glide is optionally available. Please specify (B), add \$36
- For hard surface flooring please Specify (C9R). with rubber covered wheels. Add \$104.
- An optional abrasion-resistant outer back fabric (polyester) is available. Resistant to impact damage. Available in Black only. Add \$25.
- Optional 1 inch additional seat foam. Please specify (3F). Add \$46.

DESCRIPTION FEATURES MODEL# STANDARD TEXTILE GRADES




**Armchair**  
 COM Yardage: 1.25  
 Freight Class: 250  
 Product Weight (lbs.): 29  
 Cubic Feet Per Carton: 13.5

Stacks 5 high on floor.  
 Stacks 8 high on dolly.  
 Tablet models do not stack.

| MODEL# | 1     | 2     | 3     | 4     | 5     | 6     | 7     | 8      | 9      | 10     | 11     | 12     |
|--------|-------|-------|-------|-------|-------|-------|-------|--------|--------|--------|--------|--------|
| 6900   | \$621 | \$670 | \$706 | \$759 | \$840 | \$867 | \$935 | \$1067 | \$1129 | \$1248 | \$1412 | \$1616 |

| OVERALL DIMENSIONS | SEAT DIMENSIONS |    |      | BACK DIMENSIONS |      |    |      |
|--------------------|-----------------|----|------|-----------------|------|----|------|
|                    | W               | D  | H    | W               | H    |    |      |
| 25.5               | 24              | 33 | 19.5 | 18              | 17.5 | 19 | 15.5 |







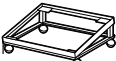











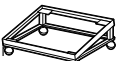



**Armchair w/ Casters**  
 COM Yardage: 1.25  
 Freight Class: 250  
 Product Weight (lbs.): 29  
 Cubic Feet Per Carton: 13.5







Stacks 3 high on floor.  
 Tablet models do not stack.



| MODEL# | 1     | 2     | 3     | 4     | 5     | 6     | 7      | 8      | 9      | 10     | 11     | 12     |
|--------|-------|-------|-------|-------|-------|-------|--------|--------|--------|--------|--------|--------|
| 6900C  | \$707 | \$756 | \$795 | \$848 | \$927 | \$955 | \$1023 | \$1153 | \$1216 | \$1334 | \$1501 | \$1703 |

| OVERALL DIMENSIONS | SEAT DIMENSIONS |    |      | BACK DIMENSIONS |      |    |      |
|--------------------|-----------------|----|------|-----------------|------|----|------|
|                    | W               | D  | H    | W               | H    |    |      |
| 25.5               | 24              | 33 | 19.5 | 18              | 17.5 | 19 | 15.5 |



| DESCRIPTION  | FEATURES   | MODEL#                    | STANDARD TEXTILE GRADES   |          |                        |          |          |                        |          |        |        |        |        |        |  |  |
|--|--|---------------------------|---|----------|------------------------|----------|----------|------------------------|----------|--------|--------|--------|--------|--------|--|--|
|  |  |                           | 1   | 2        | 3                      | 4        | 5        | 6                      | 7        | 8      | 9      | 10     | 11     | 12     |  |  |
|  <p><b>Side Chair</b><br/>COM Yardage: 1.25<br/>Freight Class: 250<br/>Product Weight (lbs.): 26<br/>Cubic Feet Per Carton: 11.25</p>               | <p>Stacks 5 high on floor.<br/>Stacks 8 high on dolly.<br/>Tablet models do not stack.</p> <p>Available with tablet:<br/>Specify (L) left or (R) right tablet.</p> | <b>6901</b>               | \$561   | \$610    | \$646                  | \$701    | \$780    | \$808                  | \$877    | \$1007 | \$1069 | \$1188 | \$1354 | \$1556 |  |  |
|  |  | <b>6901T</b>              | \$901   | \$949    | \$984                  | \$1035   | \$1110   | \$1147                 | \$1212   | \$1319 | \$1404 | \$1495 | \$1684 | \$1887 |  |  |
|  |  | <b>OVERALL DIMENSIONS</b> |   |          | <b>SEAT DIMENSIONS</b> |          |          | <b>BACK DIMENSIONS</b> |          |        |        |        |        |        |  |  |
|  |  | <b>W</b>                  | <b>D</b>  | <b>H</b> | <b>W</b>               | <b>D</b> | <b>H</b> | <b>W</b>               | <b>H</b> |        |        |        |        |        |  |  |
|  |  |                           | 21  | 24       | 33                     | 19.5     | 18       | 17.5                   | 19       | 15.5   |        |        |        |        |  |  |
|  |  |                           |          |          |                        |          |          |                        |          |        |        |        |        |        |  |  |
|  <p><b>Side Chair w/ Casters</b><br/>COM Yardage: 1.25<br/>Freight Class: 250<br/>Product Weight (lbs.): 26<br/>Cubic Feet Per Carton: 11.25</p>    | <p>Stacks 3 high on floor.<br/>Tablet models do not stack.</p> <p>Available with tablet:<br/>Specify (L) left or (R) right tablet.</p>                             | <b>6901C</b>              | \$673   | \$723    | \$762                  | \$816    | \$894    | \$924                  | \$993    | \$1120 | \$1183 | \$1302 | \$1468 | \$1670 |  |  |
|  |  | <b>6901CT</b>             | \$1028  | \$1076   | \$1111                 | \$1162   | \$1238   | \$1273                 | \$1340   | \$1447 | \$1530 | \$1622 | \$1811 | \$2014 |  |  |
|  |  | <b>OVERALL DIMENSIONS</b> |   |          | <b>SEAT DIMENSIONS</b> |          |          | <b>BACK DIMENSIONS</b> |          |        |        |        |        |        |  |  |
|  |  | <b>W</b>                  | <b>D</b>  | <b>H</b> | <b>W</b>               | <b>D</b> | <b>H</b> | <b>W</b>               | <b>H</b> |        |        |        |        |        |  |  |
|  |  |                           | 21  | 24       | 33                     | 19.5     | 18       | 17.5                   | 19       | 15.5   |        |        |        |        |  |  |
|  |  |                           |          |          |                        |          |          |                        |          |        |        |        |        |        |  |  |
|  <p><b>Armchair - Sled Base</b><br/>COM Yardage: 1.25<br/>Freight Class: 250<br/>Product Weight (lbs.): 32<br/>Cubic Feet Per Carton: 13.5</p>      | <p>Does not stack.</p>   | <b>6902</b>               | \$776   | \$826    | \$865                  | \$919    | \$997    | \$1024                 | \$1092   | \$1223 | \$1286 | \$1405 | \$1570 | \$1773 |  |  |
|  |  | <b>OVERALL DIMENSIONS</b> |   |          | <b>SEAT DIMENSIONS</b> |          |          | <b>BACK DIMENSIONS</b> |          |        |        |        |        |        |  |  |
|  |  | <b>W</b>                  | <b>D</b>  | <b>H</b> | <b>W</b>               | <b>D</b> | <b>H</b> | <b>W</b>               | <b>H</b> |        |        |        |        |        |  |  |
|  |  |                           |   |          | 25.5                   | 24       | 33       | 19.5                   | 18       | 17.5   | 19     | 15.5   |        |        |  |  |
|  |  |                           |    |          |                        |          |          |                        |          |        |        |        |        |        |  |  |
|  <p><b>Side Chair - Sled Base</b><br/>COM Yardage: 1.25<br/>Freight Class: 250<br/>Product Weight (lbs.): 29<br/>Cubic Feet Per Carton: 11.25</p> | <p>Does not stack.</p>   | <b>6903</b>               | \$720   | \$770    | \$809                  | \$861    | \$940    | \$968                  | \$1036   | \$1166 | \$1229 | \$1347 | \$1514 | \$1717 |  |  |
|  |  | <b>OVERALL DIMENSIONS</b> |   |          | <b>SEAT DIMENSIONS</b> |          |          | <b>BACK DIMENSIONS</b> |          |        |        |        |        |        |  |  |
|  |  | <b>W</b>                  | <b>D</b>  | <b>H</b> | <b>W</b>               | <b>D</b> | <b>H</b> | <b>W</b>               | <b>H</b> |        |        |        |        |        |  |  |
|  |  |                           |   |          | 21                     | 24       | 33       | 19.5                   | 18       | 17.5   | 19     | 15.5   |        |        |  |  |
|  |  |                           |    |          |                        |          |          |                        |          |        |        |        |        |        |  |  |
|  <p><b>Dolly</b><br/>COM Yardage: N/A<br/>Freight Class: 150<br/>Product Weight (lbs.): 16<br/>Cubic Feet Per Carton: 3.8</p>                     |  | <b>2125WS</b>             | \$477   | -        | -                      | -        | -        | -                      | -        | -      | -      | -      | -      | -      |  |  |
|  |  | <b>OVERALL DIMENSIONS</b> |   |          | <b>SEAT DIMENSIONS</b> |          |          | <b>BACK DIMENSIONS</b> |          |        |        |        |        |        |  |  |
|  |  | <b>W</b>                  | <b>D</b>  | <b>H</b> | <b>W</b>               | <b>D</b> | <b>H</b> | <b>W</b>               | <b>H</b> |        |        |        |        |        |  |  |
|  |  |                           |   |          | 23.25                  | 24.75    | 12.25    | -                      | -        | -      | -      | -      |        |        |  |  |
|  |  |                           |    |          |                        |          |          |                        |          |        |        |        |        |        |  |  |

| DESCRIPTION  | FEATURES  | MODEL# | STANDARD TEXTILE GRADES   |          |          |   |          |          |                        |          |        |        |        |        |
|--|---|--------|---------------------------|----------|----------|---|----------|----------|------------------------|----------|--------|--------|--------|--------|
|  |   |        | 1                         | 2        | 3        | 4   | 5        | 6        | 7                      | 8        | 9      | 10     | 11     | 12     |
|  <p><b>Counter Stool w/Arms</b><br/>COM Yardage: 1.25<br/>Freight Class: 300<br/>Product Weight (lbs.): 32<br/>Cubic Feet Per Carton: 17.5</p>        | Does not stack.   | 6904   | \$839                     | \$890    | \$930    | \$982   | \$1060   | \$1090   | \$1159                 | \$1289   | \$1349 | \$1470 | \$1634 | \$1840 |
|  |   |        | <b>OVERALL DIMENSIONS</b> |          |          | <b>SEAT DIMENSIONS</b>  |          |          | <b>BACK DIMENSIONS</b> |          |        |        |        |        |
|  |   |        | <b>W</b>                  | <b>D</b> | <b>H</b> | <b>W</b>  | <b>D</b> | <b>H</b> | <b>W</b>               | <b>H</b> |        |        |        |        |
|  |   |        | 25.5                      | 24       | 40.5     | 19.5  | 18       | 24.5     | 19                     | 15.5     |        |        |        |        |
|  |   |        | <b>RTA 00</b>             |          |          |   |          |          |                        |          |        |        |        |        |
|  <p><b>Armless Counter Stool</b><br/>COM Yardage: 1.25<br/>Freight Class: 300<br/>Product Weight (lbs.): 28<br/>Cubic Feet Per Carton: 14.5</p>       | Does not stack.   | 6905   | \$774                     | \$823    | \$862    | \$914   | \$994    | \$1021   | \$1088                 | \$1220   | \$1283 | \$1401 | \$1567 | \$1770 |
|  |   |        | <b>OVERALL DIMENSIONS</b> |          |          | <b>SEAT DIMENSIONS</b>  |          |          | <b>BACK DIMENSIONS</b> |          |        |        |        |        |
|  |   |        | <b>W</b>                  | <b>D</b> | <b>H</b> | <b>W</b>  | <b>D</b> | <b>H</b> | <b>W</b>               | <b>H</b> |        |        |        |        |
|  |   |        | 21                        | 24       | 40.5     | 19.5  | 18       | 24.5     | 19                     | 15.5     |        |        |        |        |
|  |   |        | <b>RTA 00</b>             |          |          |   |          |          |                        |          |        |        |        |        |
|  <p><b>Barstool w/Arms</b><br/>COM Yardage: 1.25<br/>Freight Class: 300<br/>Product Weight (lbs.): 34<br/>Cubic Feet Per Carton: 20</p>              | Does not stack.   | 6906   | \$877                     | \$928    | \$968    | \$1020  | \$1098   | \$1128   | \$1197                 | \$1327   | \$1387 | \$1508 | \$1672 | \$1878 |
|  |   |        | <b>OVERALL DIMENSIONS</b> |          |          | <b>SEAT DIMENSIONS</b>  |          |          | <b>BACK DIMENSIONS</b> |          |        |        |        |        |
|  |   |        | <b>W</b>                  | <b>D</b> | <b>H</b> | <b>W</b>  | <b>D</b> | <b>H</b> | <b>W</b>               | <b>H</b> |        |        |        |        |
|  |   |        | 25.5                      | 24       | 44.5     | 19.5  | 18       | 28.5     | 19                     | 15.5     |        |        |        |        |
|  |   |        | <b>RTA 00</b>             |          |          |   |          |          |                        |          |        |        |        |        |
|  <p><b>Armless Barstool</b><br/>COM Yardage: 1.25<br/>Freight Class: 300<br/>Product Weight (lbs.): 30<br/>Cubic Feet Per Carton: 15.75</p>         | Does not stack.   | 6907   | \$792                     | \$841    | \$880    | \$933   | \$1012   | \$1040   | \$1108                 | \$1238   | \$1301 | \$1419 | \$1586 | \$1789 |
|  |   |        | <b>OVERALL DIMENSIONS</b> |          |          | <b>SEAT DIMENSIONS</b>  |          |          | <b>BACK DIMENSIONS</b> |          |        |        |        |        |
|  |   |        | <b>W</b>                  | <b>D</b> | <b>H</b> | <b>W</b>  | <b>D</b> | <b>H</b> | <b>W</b>               | <b>H</b> |        |        |        |        |
|  |   |        | 21                        | 24       | 44.5     | 19.5  | 18       | 28.5     | 19                     | 15.5     |        |        |        |        |
|  |   |        | <b>RTA 00</b>             |          |          |   |          |          |                        |          |        |        |        |        |
|  <p><b>Armless Chair - 13" High Seat</b><br/>COM Yardage: 1<br/>Freight Class: 250<br/>Product Weight (lbs.): 15<br/>Cubic Feet Per Carton: 4.1</p> | Stack up to 4 high on floor.<br>For Preschool to Grade 2. | 6909   | \$503                     | \$546    | \$574    | \$620   | \$681    | \$701    | \$758                  | \$861    | \$913  | \$1009 | \$1140 | \$1301 |
|  |   |        | <b>OVERALL DIMENSIONS</b> |          |          | <b>SEAT DIMENSIONS</b>  |          |          | <b>BACK DIMENSIONS</b> |          |        |        |        |        |
|  |   |        | <b>W</b>                  | <b>D</b> | <b>H</b> | <b>W</b>  | <b>D</b> | <b>H</b> | <b>W</b>               | <b>H</b> |        |        |        |        |
|  |   |        | 15.5                      | 15.5     | 24       | 14  | 10       | 13       | 13.5                   | 11       |        |        |        |        |
|  |   |        | <b>RTA 00</b>             |          |          |   |          |          |                        |          |        |        |        |        |

| DESCRIPTION  | FEATURES   | MODEL#                    | STANDARD TEXTILE GRADES |          |                        |          |          |                        |          |        |        |        |        |        |  |  |
|--|--|---------------------------|-------------------------|----------|------------------------|----------|----------|------------------------|----------|--------|--------|--------|--------|--------|--|--|
|  |  |                           | 1                       | 2        | 3                      | 4        | 5        | 6                      | 7        | 8      | 9      | 10     | 11     | 12     |  |  |
|  <p><b>Seat Unit w/Arms</b><br/>COM Yardage: 1.25<br/>Freight Class: 300<br/>Product Weight (lbs.): 20<br/>Cubic Feet Per Carton: 9.75</p>  | <p>Upholstered Seat and Back.<br/>Use with beam.</p> | <b>6930</b>               | \$770                   | \$823    | \$864                  | \$925    | \$1008   | \$1048                 | \$1125   | \$1247 | \$1342 | \$1447 | \$1663 | \$1890 |  |  |
|  |  | <b>OVERALL DIMENSIONS</b> |                         |          | <b>SEAT DIMENSIONS</b> |          |          | <b>BACK DIMENSIONS</b> |          |        |        |        |        |        |  |  |
|  |  | <b>W</b>                  | <b>D</b>                | <b>H</b> | <b>W</b>               | <b>D</b> | <b>H</b> | <b>W</b>               | <b>H</b> |        |        |        |        |        |  |  |
|  |  | 25.5                      | 23.5                    | 19       | 19.5                   | 18       | -        | 19                     | 15.5     |        |        |        |        |        |  |  |
|  |  |                           | <b>RTA 00</b>           |          |                        |          |          |                        |          |        |        |        |        |        |  |  |
|  <p><b>Armless Seat Unit</b><br/>COM Yardage: 1.25<br/>Freight Class: 300<br/>Product Weight (lbs.): 18<br/>Cubic Feet Per Carton: 9.75</p> | <p>Upholstered Seat and Back.<br/>Use with beam.</p> | <b>6931</b>               | 705                     | \$758    | \$799                  | \$860    | \$943    | \$983                  | \$1060   | \$1182 | \$1277 | \$1382 | \$1598 | \$1825 |  |  |
|  |  | <b>OVERALL DIMENSIONS</b> |                         |          | <b>SEAT DIMENSIONS</b> |          |          | <b>BACK DIMENSIONS</b> |          |        |        |        |        |        |  |  |
|  |  | <b>W</b>                  | <b>D</b>                | <b>H</b> | <b>W</b>               | <b>D</b> | <b>H</b> | <b>W</b>               | <b>H</b> |        |        |        |        |        |  |  |
|  |  | 21                        | 23.5                    | 19       | 19.5                   | 18       | -        | 19                     | 15.5     |        |        |        |        |        |  |  |
|  |  |                           | <b>RTA 00</b>           |          |                        |          |          |                        |          |        |        |        |        |        |  |  |

SONIC™



model 6508MBWS



model 6513WS



model 6509TRWS



model 6525



model 6569



model 6564

STANDARD FEATURES

- Sonic multi-purpose series includes: four-leg, sled base, 5 star base task, and fixed pedestal base and beam seating in addition to bar, counter and height adjustable stools.
- Four-legged/freestanding models are standard with a straight leg or with a "WS" wall saver frame and durable polypropylene glides.
- WS models have a wall saver frame design; the base touches the wall before the upper back to protect the wall from damage.
- Four-legged/freestanding chairs are available with painted or chrome legs.
- Models are available with or without arms. As of January 1, 2025, arms will match the poly seat color selection. For Black arms (to match previous standard), specify **BLK** for arm finish selection.
- Freestanding models are stackable up to 5 high on floor and 10 high on dolly 6517WS. **Caster models do not stack.**
- Tablet arms are available on all seated height base types (not available on stools).
- Tablet arms are extremely rugged and meet ANSI-BIFMA testing requirements. Tablet hinges up to allow ease of egress. Tablet slides forward and back to accommodate any body size comfortably. Tablet models do not stack.
- Standard tablet (**D8**) size is 18" d x 14 1/2" w and is made of black polymer. Tablets are attached at the left or right (as seated). Optional 18.5"D x 18.5"W high pressure laminate writing tablet is available. Core is hardwood veneer plywood with radiused edge finished in clear lacquer. Please specify.
- Sonic beam seating consists of upper seat units (models 6501, 6502, 6503, 6504, 6505, and 6506) including mounting brackets and all hardware necessary for attachment to beam
- For all beam components, tables and a complete list of available upper seat units, see Beam Seating series.
- Task chairs and height adjustable stools have a five star, reinforced, black nylon base.
- All Sonic models with casters have black, dual-wheel casters. Select caster based on flooring type.
- Pedestal base models provide fixed location seating for use in auditoriums, classrooms, jury boxes, public venues and more. The base must be mounted to the floor (mounting hardware not included). See Pedestal Base Installation Guide for details.
- Upholstery inserts are simple to replace for ease of on-site long term maintenance.
- Mesh back models (MB suffix) are available with Black back frames and Black mesh only.
- **Specifications and pricing are for 1 chair.**
- Check textile availability prior to specifying upholstery material.

OPTIONAL FEATURES

- **Arm finish**  
**(MSH)** Matching arms (standard).  
**(BLK)** Black arms. No upcharge.
- **Back, seat and arm finish**  
Polypropylene seats, backs and nylon arms are available in 14 designer colors. Arms match selected seat/back finish or can be specified with Black (BLK) arms. No upcharge.  
**(BZB)** Buzz Blue **(EGP)** Eggplant **(BLK)** Night  
**(CCT)** Cactus **(FOG)** Fog **(SND)** Sand  
**(CRO)** Carrot **(FRO)** Frost **(SAR)** Scarlet  
**(IVC)** Cloud **(INK)** Ink **(SHW)** Shadow  
**(DJN)** Dijon **(LAB)** Latte
- **Frame finish**  
Painted finishes:  
**(TBL)** Black **(TFO)** Fog **(TMO)** Mocha  
**(TBZ)** Buzz Blue **(TFR)** Frost **(TNE)** Nevada  
**(TCC)** Cactus **(TIN)** Tin **(TOA)** Toast  
**(TCR)** Carrot **(TIV)** Cloud **(TSH)** Shadow  
**(TBL)** Dijon **(TKA)** Kalua **(TSR)** Scarlet  
**(TDW)** Designer White **(TSR)** Scarlet  
**(TEG)** Eggplant **(TLA)** Latte **(TTU)** Tungsten  
Metallics:  
**(CHM)** Chrome
- **Glide type** (four-legged chair + stool models)  
**(BG)** Black nylon glide for most floor surfaces.  
**(NM)** White nylon Glide non-marking glide for most floor surfaces.  
**(FG)** Felt glide for most hard floor surfaces. Add \$64  
**(RG)** Rubber non-slip glide for most hard floor surfaces. Add \$64.  
**(B)** Steel cushioned self-leveling glide for most floor surfaces. Add \$36.
- **Glide type** (sled base chair models)  
**(GLD)** Black, non-marking glides for most floor surfaces.  
**(NM)** White nylon Glide non-marking glide for most floor surfaces.
- **Caster type** (four-legged chair models)  
**(C1)** 2" carpet casters.  
**(C9R)** 2-1/2" hard surface flooring casters. Add \$62  
**(C15)** 2" manual locking casters. Add \$111.  
**(C14R)** 2" auto-locking, rubber caster. Add \$290.
- **Caster type** (task base models)  
**(C65)** 2" carpet casters or  
**(C65R)** 2" hard surface flooring casters. Add \$78
- **Tablets** (standard)  
**(D8)** Black polymer. 18"D x 14.5"W
- **Tablets** (high pressure laminate)  
Add \$68  
**(BLK)** Black **(DWT)** Designer White  
**(CMB)** Clear Maple **(NGL)** Noce Grigio
- **Pedestal base**  
Black metal base with 2" height adjust cylinders.  
**(SH)** Swivel, auto return to max height.  
**(SN)** Non-swivel, auto return to max height. Add \$23.  
**(SC)** Swivel, self-centering and return to max height. Add \$35.

DESCRIPTION FEATURES MODEL# STANDARD TEXTILE GRADES

|        | 1     | 2 | 3 | 4 | 5 | 6 | 7 | 8 | 9 | 10 | 11 | 12 |
|--------|-------|---|---|---|---|---|---|---|---|----|----|----|
| 6500BR | \$249 | - | - | - | - | - | - | - | - | -  | -  | -  |








**Book Rack**  
COM Yardage: N/A  
Freight Class: 250  
Product Weight (lbs.): 5  
Cubic Feet Per Carton: 1.40 (1 per carton)










Use with Tablet models.


















OVERALL DIMENSIONS SEAT DIMENSIONS BACK DIMENSIONS

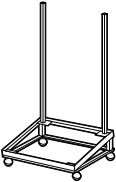
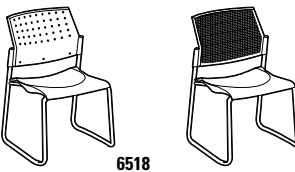
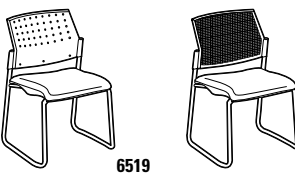

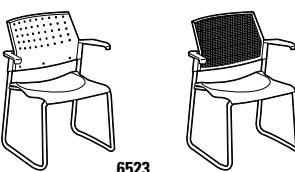
| W     | D     | H | W | D | H | W | H |
|-------|-------|---|---|---|---|---|---|
| 19.25 | 14.75 | 6 | - | - | - | - | - |

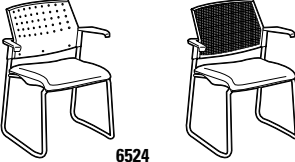

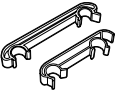
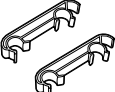



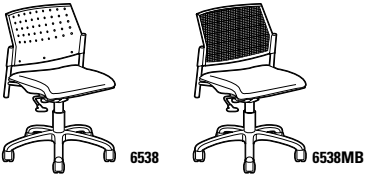
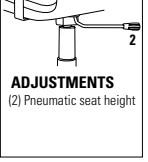


| DESCRIPTION  | FEATURES   | MODEL#                    | STANDARD TEXTILE GRADES |              |                        |          |          |                        |          |       |       |        |        |        |
|--|--|---------------------------|-------------------------|--------------|------------------------|----------|----------|------------------------|----------|-------|-------|--------|--------|--------|
|  |  |                           | 1                       | 2            | 3                      | 4        | 5        | 6                      | 7        | 8     | 9     | 10     | 11     | 12     |
|  <p><b>Armless Seat Unit</b><br/>COM Yardage: N/A<br/>Freight Class: 250<br/>Product Weight (lbs.): 12<br/>Cubic Feet Per Carton: 3.25 (2 per carton)</p>   | Polypropylene Seat and Back.<br>Use with Beam.             | 6501                      | \$466                   | -            | -                      | -        | -        | -                      | -        | -     | -     | -      | -      | -      |
|  |  | <b>OVERALL DIMENSIONS</b> |                         |              | <b>SEAT DIMENSIONS</b> |          |          | <b>BACK DIMENSIONS</b> |          |       |       |        |        |        |
|  |  | <b>W</b>                  | <b>D</b>                | <b>H</b>     | <b>W</b>               | <b>D</b> | <b>H</b> | <b>W</b>               | <b>H</b> |       |       |        |        |        |
|  |  | 20                        | 21.5                    | 17           | 17                     | 16       | -        | 17                     | 15       |       |       |        |        |        |
|  |  |                           | <b>RTA 00</b>           | <b>FedEx</b> | <b>ups</b>             |          |          |                        |          |       |       |        |        |        |
|  <p><b>Armless Seat Unit</b><br/>COM Yardage: 0.75<br/>Freight Class: 250<br/>Product Weight (lbs.): 12<br/>Cubic Feet Per Carton: 3.25 (2 per carton)</p>  | Upholstered Seat and Polypropylene Back.<br>Use with Beam. | 6502                      | \$525                   | \$558        | \$578                  | \$614    | \$665    | \$680                  | \$724    | \$805 | \$845 | \$920  | \$1023 | \$1154 |
|  |  | <b>OVERALL DIMENSIONS</b> |                         |              | <b>SEAT DIMENSIONS</b> |          |          | <b>BACK DIMENSIONS</b> |          |       |       |        |        |        |
|  |  | <b>W</b>                  | <b>D</b>                | <b>H</b>     | <b>W</b>               | <b>D</b> | <b>H</b> | <b>W</b>               | <b>H</b> |       |       |        |        |        |
|  |  | 20                        | 22                      | 17           | 17                     | 16       | -        | 17                     | 15       |       |       |        |        |        |
|  |  |                           | <b>RTA 00</b>           | <b>FedEx</b> | <b>ups</b>             |          |          |                        |          |       |       |        |        |        |
|  <p><b>Armless Seat Unit</b><br/>COM Yardage: 0.75<br/>Freight Class: 150<br/>Product Weight (lbs.): 13<br/>Cubic Feet Per Carton: 3.25 (2 per carton)</p> | Upholstered Seat and Back.<br>Use with Beam.               | 6503                      | \$581                   | \$612        | \$634                  | \$670    | \$719    | \$737                  | \$778    | \$861 | \$901 | \$976  | \$1082 | \$1208 |
|  |  | <b>OVERALL DIMENSIONS</b> |                         |              | <b>SEAT DIMENSIONS</b> |          |          | <b>BACK DIMENSIONS</b> |          |       |       |        |        |        |
|  |  | <b>W</b>                  | <b>D</b>                | <b>H</b>     | <b>W</b>               | <b>D</b> | <b>H</b> | <b>W</b>               | <b>H</b> |       |       |        |        |        |
|  |  | 20                        | 22                      | 17           | 17                     | 15.5     | -        | 17                     | 15       |       |       |        |        |        |
|  |  |                           | <b>RTA 00</b>           | <b>FedEx</b> | <b>ups</b>             |          |          |                        |          |       |       |        |        |        |
|  <p><b>Seat Unit w/Arms</b><br/>COM Yardage: N/A<br/>Freight Class: 150<br/>Product Weight (lbs.): 13<br/>Cubic Feet Per Carton: 3.25 (2 per carton)</p>  | Polypropylene Seat and Back.<br>Use with Beam.             | 6504                      | \$548                   | -            | -                      | -        | -        | -                      | -        | -     | -     | -      | -      | -      |
|  |  | <b>OVERALL DIMENSIONS</b> |                         |              | <b>SEAT DIMENSIONS</b> |          |          | <b>BACK DIMENSIONS</b> |          |       |       |        |        |        |
|  |  | <b>W</b>                  | <b>D</b>                | <b>H</b>     | <b>W</b>               | <b>D</b> | <b>H</b> | <b>W</b>               | <b>H</b> |       |       |        |        |        |
|  |  | 23                        | 21.5                    | 17           | 17                     | 16       | -        | 17                     | 15       |       |       |        |        |        |
|  |  |                           | <b>RTA 00</b>           | <b>FedEx</b> | <b>ups</b>             |          |          |                        |          |       |       |        |        |        |
|  <p><b>Seat Unit w/Arms</b><br/>COM Yardage: 0.75<br/>Freight Class: 22<br/>Product Weight (lbs.): 13<br/>Cubic Feet Per Carton: 3.25 (2 per carton)</p>  | Upholstered Seat and Polypropylene Back.<br>Use with Beam. | 6505                      | \$608                   | \$637        | \$661                  | \$696    | \$746    | \$761                  | \$806    | \$886 | \$926 | \$1002 | \$1106 | \$1235 |
|  |  | <b>OVERALL DIMENSIONS</b> |                         |              | <b>SEAT DIMENSIONS</b> |          |          | <b>BACK DIMENSIONS</b> |          |       |       |        |        |        |
|  |  | <b>W</b>                  | <b>D</b>                | <b>H</b>     | <b>W</b>               | <b>D</b> | <b>H</b> | <b>W</b>               | <b>H</b> |       |       |        |        |        |
|  |  | 23                        | 22                      | 17           | 17                     | 16       | -        | 17                     | 15       |       |       |        |        |        |
|  |  |                           | <b>RTA 00</b>           | <b>FedEx</b> | <b>ups</b>             |          |          |                        |          |       |       |        |        |        |


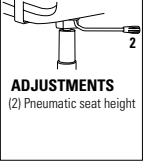


| DESCRIPTION   | FEATURES   | MODEL#                    | STANDARD TEXTILE GRADES |          |                        |                        |          |                        |          |        |        |        |        |        |   |
|---|--|---------------------------|-------------------------|----------|------------------------|------------------------|----------|------------------------|----------|--------|--------|--------|--------|--------|---|
|   |  |                           | 1                       | 2        | 3                      | 4                      | 5        | 6                      | 7        | 8      | 9      | 10     | 11     | 12     |   |
|  <p><b>Seat Unit w/Arms</b><br/>COM Yardage: 0.75<br/>Freight Class: 150<br/>Product Weight (lbs.): 14<br/>Cubic Feet Per Carton: 3.25 (2 per carton)</p>  | Upholstered Seat and Back<br>Use with Beam.  | 6506                      | \$664                   | \$697    | \$719                  | \$755                  | \$804    | \$821                  | \$863    | \$945  | \$986  | \$1061 | \$1167 | \$1293 |   |
|   |  | <b>OVERALL DIMENSIONS</b> |                         |          | <b>SEAT DIMENSIONS</b> |                        |          | <b>BACK DIMENSIONS</b> |          |        |        |        |        |        |   |
|   |  | <b>W</b>                  | <b>D</b>                | <b>H</b> | <b>W</b>               | <b>D</b>               | <b>H</b> | <b>W</b>               | <b>H</b> |        |        |        |        |        |   |
|   |  | 23                        | 22                      | 17       | 17                     | 16                     | -        | 17                     | 15       |        |        |        |        |        |   |
|   |  |                           | RTA 00                  |          |                        | FedEx                  |          |                        | ups      |        |        |        |        |        |   |
|   <p><b>6508</b>      <b>6508MB</b> (Mesh back)</p> <p><b>Armless Chair</b><br/>COM Yardage: N/A<br/>Freight Class: 250<br/>Product Weight (lbs.): 10<br/>Cubic Feet Per Carton: 13.5 (2 per carton)</p>                    | Polypropylene Seat.<br>Stacks 5 high on floor.<br>Stacks 10 high on dolly.   | 6508                      | \$350                   | -        | -                      | -                      | -        | -                      | -        | -      | -      | -      | -      | -      |   |
|   |  | 6508WS                    | \$383                   | -        | -                      | -                      | -        | -                      | -        | -      | -      | -      | -      | -      | - |
|   |  | 6508MB                    | \$418                   | -        | -                      | -                      | -        | -                      | -        | -      | -      | -      | -      | -      | - |
|   |  | 6508WSMB                  | \$451                   | -        | -                      | -                      | -        | -                      | -        | -      | -      | -      | -      | -      | - |
| <b>OVERALL DIMENSIONS</b>   |  |                           | <b>SEAT DIMENSIONS</b>  |          |                        | <b>BACK DIMENSIONS</b> |          |                        |          |        |        |        |        |        |   |
| <b>W</b>  | <b>D</b>   | <b>H</b>                  | <b>W</b>                | <b>D</b> | <b>H</b>               | <b>W</b>               | <b>H</b> |                        |          |        |        |        |        |        |   |
| 21.5  | 21.5   | 33                        | 17                      | 16       | 18                     | 17                     | 15       |                        |          |        |        |        |        |        |   |
|   |  |                           | RTA 00                  |          |                        | FedEx                  |          |                        | ups      |        |        |        |        |        |   |
|   <p><b>6508TR</b>      <b>6508TRMB</b> (Mesh back)</p> <p><b>Armless Chair w/Tablet</b><br/>COM Yardage: N/A<br/>Freight Class: 250<br/>Product Weight (lbs.): 26<br/>Cubic Feet Per Carton: 14.25 (1 per carton)</p>    | Polypropylene Seat. Does not stack.<br><b>Must specify (L) Left or (R) Right Tablet</b><br>(Example: 6508TL or 6508TR) | 6508T                     | \$697                   | -        | -                      | -                      | -        | -                      | -        | -      | -      | -      | -      |        |   |
|   |  | 6508TWS                   | \$734                   | -        | -                      | -                      | -        | -                      | -        | -      | -      | -      | -      | -      |   |
|   |  | 6508TMB                   | \$762                   | -        | -                      | -                      | -        | -                      | -        | -      | -      | -      | -      | -      |   |
|   |  | 6508TWSMB                 | \$796                   | -        | -                      | -                      | -        | -                      | -        | -      | -      | -      | -      | -      |   |
| <b>OVERALL DIMENSIONS</b>   |  |                           | <b>SEAT DIMENSIONS</b>  |          |                        | <b>BACK DIMENSIONS</b> |          |                        |          |        |        |        |        |        |   |
| <b>W</b>  | <b>D</b>   | <b>H</b>                  | <b>W</b>                | <b>D</b> | <b>H</b>               | <b>W</b>               | <b>H</b> |                        |          |        |        |        |        |        |   |
| 24.75   | 26.5   | 32.5                      | 17                      | 16       | 18                     | 17                     | 15       |                        |          |        |        |        |        |        |   |
|   |  |                           | RTA 00                  |          |                        | FedEx                  |          |                        | ups      |        |        |        |        |        |   |
|   <p><b>6509</b>      <b>6509MB</b> (Mesh Back)</p> <p><b>Armless Chair</b><br/>COM Yardage: 0.75<br/>Freight Class: 300<br/>Product Weight (lbs.): 10<br/>Cubic Feet Per Carton: 13.5 (2 per carton)</p>               | Upholstered Seat.<br>Stacks 5 high on floor.<br>Stacks 10 high on dolly.   | 6509                      | \$404                   | \$437    | \$457                  | \$495                  | \$541    | \$560                  | \$602    | \$684  | \$720  | \$796  | \$894  | \$1024 |   |
|   |  | 6509MB                    | \$470                   | \$503    | \$523                  | \$561                  | \$607    | \$626                  | \$668    | \$750  | \$786  | \$862  | \$968  | \$1097 |   |
|   |  | 6509WS                    | \$470                   | \$499    | \$521                  | \$559                  | \$606    | \$621                  | \$665    | \$745  | \$782  | \$857  | \$958  | \$1088 |   |
|   |  | 6509WSMB                  | \$509                   | \$544    | \$564                  | \$600                  | \$650    | \$665                  | \$709    | \$790  | \$830  | \$906  | \$1011 | \$1138 |   |
| <b>OVERALL DIMENSIONS</b>   |  |                           | <b>SEAT DIMENSIONS</b>  |          |                        | <b>BACK DIMENSIONS</b> |          |                        |          |        |        |        |        |        |   |
| <b>W</b>  | <b>D</b>   | <b>H</b>                  | <b>W</b>                | <b>D</b> | <b>H</b>               | <b>W</b>               | <b>H</b> |                        |          |        |        |        |        |        |   |
| 21.5  | 22   | 33                        | 17                      | 16       | 18.5                   | 17                     | 15       |                        |          |        |        |        |        |        |   |
|   |  |                           | RTA 00                  |          |                        | FedEx                  |          |                        | ups      |        |        |        |        |        |   |
|   <p><b>6509TR</b>      <b>6509TRMB</b> (Mesh back)</p> <p><b>Armless Chair w/Tablet</b><br/>COM Yardage: 0.75<br/>Freight Class: 250<br/>Product Weight (lbs.): 28<br/>Cubic Feet Per Carton: 14.25 (1 per carton)</p> | Upholstered Seat. Does not stack.<br><b>Must specify (L) Left or (R) Right Tablet</b><br>(Example: 6509TL or 6509TR)   | 6509T                     | \$745                   | \$781    | \$807                  | \$843                  | \$895    | \$913                  | \$962    | \$1048 | \$1090 | \$1172 | \$1280 | \$1419 |   |
|   |  | 6509TWS                   | \$780                   | \$816    | \$842                  | \$878                  | \$930    | \$948                  | \$997    | \$1083 | \$1125 | \$1207 | \$1315 | \$1454 |   |
|   |  | 6509TMB                   | \$808                   | \$844    | \$870                  | \$906                  | \$958    | \$976                  | \$1025   | \$1111 | \$1153 | \$1235 | \$1343 | \$1482 |   |
|   |  | 6509TWSMB                 | \$843                   | \$879    | \$905                  | \$941                  | \$993    | \$1011                 | \$1060   | \$1146 | \$1188 | \$1270 | \$1378 | \$1517 |   |
| <b>OVERALL DIMENSIONS</b>   |  |                           | <b>SEAT DIMENSIONS</b>  |          |                        | <b>BACK DIMENSIONS</b> |          |                        |          |        |        |        |        |        |   |
| <b>W</b>  | <b>D</b>   | <b>H</b>                  | <b>W</b>                | <b>D</b> | <b>H</b>               | <b>W</b>               | <b>H</b> |                        |          |        |        |        |        |        |   |
| 24.75   | 26.5   | 32.5                      | 17                      | 16       | 18.5                   | 17                     | 15       |                        |          |        |        |        |        |        |   |
|   |  |                           | RTA 00                  |          |                        | FedEx                  |          |                        | ups      |        |        |        |        |        |   |

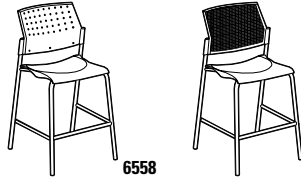
| DESCRIPTION   | FEATURES  | MODEL#   | STANDARD TEXTILE GRADES  |          |          |                        |          |          |                        |          |   |    |    |    |
|---|---|--|--|----------|----------|------------------------|----------|----------|------------------------|----------|---|----|----|----|
|   |   |  | 1  | 2        | 3        | 4                      | 5        | 6        | 7                      | 8        | 9 | 10 | 11 | 12 |
|  <p><b>6511</b></p> <p><b>Armless Chair</b><br/>COM Yardage: 0.75<br/>Freight Class: 300<br/>Product Weight (lbs.): 11<br/>Cubic Feet Per Carton: 13.5 (2 per carton)</p>            | <p>Upholstered Seat and Back.<br/>Stacks 5 high on floor.<br/>Stacks 10 high on dolly.</p>  | <p><b>6511</b>    \$452   \$485   \$509   \$543   \$590   \$608   \$649   \$730   \$766   \$845   \$944   \$1071<br/> <b>6511WS</b>   \$485   \$520   \$542   \$576   \$623   \$641   \$682   \$764   \$801   \$874   \$977   \$1105</p>   | <b>OVERALL DIMENSIONS</b>  |          |          | <b>SEAT DIMENSIONS</b> |          |          | <b>BACK DIMENSIONS</b> |          |   |    |    |    |
|   |   |  | <b>W</b>   | <b>D</b> | <b>H</b> | <b>W</b>               | <b>D</b> | <b>H</b> | <b>W</b>               | <b>H</b> |   |    |    |    |
|   |   |  | 21.5   | 21.5     | 32       | 17                     | 16       | 18.5     | 17                     | 15       |   |    |    |    |
|   |   |  | <p><b>RTA 00</b>        </p>     |          |          |                        |          |          |                        |          |   |    |    |    |
|  <p><b>6511T</b></p> <p><b>Armless Chair w/Tablet</b><br/>COM Yardage: 0.75<br/>Freight Class: 250<br/>Product Weight (lbs.): 28<br/>Cubic Feet Per Carton: 14.25 (1 per carton)</p> | <p>Upholstered Seat &amp; Back. Does not stack.<br/><b>Must specify (L) Left or (R) Right Tablet</b><br/>(Example: 6511TL or 6511TR)</p>  | <p><b>6511T</b>    \$802   \$838   \$864   \$900   \$952   \$970   \$1019   \$1105   \$1147   \$1229   \$1337   \$1476</p>   | <b>OVERALL DIMENSIONS</b>  |          |          | <b>SEAT DIMENSIONS</b> |          |          | <b>BACK DIMENSIONS</b> |          |   |    |    |    |
|   |   |  | <b>W</b>   | <b>D</b> | <b>H</b> | <b>W</b>               | <b>D</b> | <b>H</b> | <b>W</b>               | <b>H</b> |   |    |    |    |
|   |   |  | 24.75  | 26.5     | 32.5     | 17                     | 16       | 18.5     | 17                     | 15       |   |    |    |    |
|   |   |  | <p><b>RTA 00</b>        </p>     |          |          |                        |          |          |                        |          |   |    |    |    |
|  <p><b>6513</b></p> <p><b>Armchair w/Tablet</b><br/>COM Yardage: N/A<br/>Freight Class: 250<br/>Product Weight (lbs.): 11<br/>Cubic Feet Per Carton: 13.5 (2 per carton)</p>        |  <p><b>6513MB (Mesh back)</b></p> <p>Polypropylene Seat.<br/>Stacks 5 high on floor.<br/>Stacks 10 high on dolly.</p> | <p><b>6513</b>    \$426   -   -   -   -   -   -   -   -   -   -   -<br/> <b>6513WS</b>   \$470   -   -   -   -   -   -   -   -   -   -   -<br/> <b>6513MB</b>   \$492   -   -   -   -   -   -   -   -   -   -   -<br/> <b>6513WSMB</b> \$536   -   -   -   -   -   -   -   -   -   -   -</p>   | <b>OVERALL DIMENSIONS</b>  |          |          | <b>SEAT DIMENSIONS</b> |          |          | <b>BACK DIMENSIONS</b> |          |   |    |    |    |
|   |   |  | <b>W</b>   | <b>D</b> | <b>H</b> | <b>W</b>               | <b>D</b> | <b>H</b> | <b>W</b>               | <b>H</b> |   |    |    |    |
|   |   |  | 23   | 21.5     | 33       | 17                     | 16       | 18       | 17                     | 15       |   |    |    |    |
|   |   |  | <p><b>RTA 00</b>        </p> |          |          |                        |          |          |                        |          |   |    |    |    |
|  <p><b>6514</b></p> <p><b>Armchair</b><br/>COM Yardage: 0.75<br/>Freight Class: 300<br/>Product Weight (lbs.): 11<br/>Cubic Feet Per Carton: 13.5 (2 per carton)</p>               |  <p><b>6514MB (Mesh Back)</b></p> <p>Upholstered Seat.<br/>Stacks 5 high on floor.<br/>Stacks 10 high on dolly.</p>  | <p><b>6514</b>    \$476   \$507   \$529   \$565   \$613   \$627   \$672   \$753   \$789   \$864   \$965   \$1094<br/> <b>6514WS</b>   \$510   \$541   \$563   \$599   \$646   \$661   \$705   \$785   \$823   \$898   \$999   \$1128<br/> <b>6514MB</b>   \$547   \$583   \$604   \$640   \$690   \$706   \$751   \$829   \$869   \$944   \$1049   \$1177<br/> <b>6514WSMB</b> \$591   \$608   \$629   \$664   \$716   \$731   \$773   \$858   \$896   \$971   \$1074   \$1206</p> | <b>OVERALL DIMENSIONS</b>  |          |          | <b>SEAT DIMENSIONS</b> |          |          | <b>BACK DIMENSIONS</b> |          |   |    |    |    |
|   |   |  | <b>W</b>   | <b>D</b> | <b>H</b> | <b>W</b>               | <b>D</b> | <b>H</b> | <b>W</b>               | <b>H</b> |   |    |    |    |
|   |   |  | 23   | 22       | 33       | 17                     | 16       | 18.5     | 17                     | 15       |   |    |    |    |
|   |   |  | <p><b>RTA 00</b>        </p> |          |          |                        |          |          |                        |          |   |    |    |    |
|  <p><b>6515</b></p> <p><b>Armchair</b><br/>COM Yardage: 0.75<br/>Freight Class: 300<br/>Product Weight (lbs.): 11.50<br/>Cubic Feet Per Carton: 5.88 (2 per carton)</p>            | <p>Upholstered Seat and Back.<br/>Stacks 5 high on floor.<br/>Stacks 10 high on dolly.</p>  | <p><b>6515</b>    \$522   \$553   \$575   \$613   \$658   \$677   \$719   \$800   \$835   \$911   \$1011   \$1141<br/> <b>6515WS</b>   \$559   \$590   \$612   \$650   \$696   \$712   \$754   \$836   \$872   \$947   \$1047   \$1178</p>   | <b>OVERALL DIMENSIONS</b>  |          |          | <b>SEAT DIMENSIONS</b> |          |          | <b>BACK DIMENSIONS</b> |          |   |    |    |    |
|   |   |  | <b>W</b>   | <b>D</b> | <b>H</b> | <b>W</b>               | <b>D</b> | <b>H</b> | <b>W</b>               | <b>H</b> |   |    |    |    |
|   |   |  | 23   | 22       | 34       | 17                     | 15.5     | 18.5     | 17                     | 15       |   |    |    |    |
|   |   |  | <p><b>RTA 00</b>        </p> |          |          |                        |          |          |                        |          |   |    |    |    |

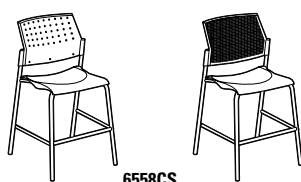
| DESCRIPTION  | FEATURES  | MODEL#        | STANDARD TEXTILE GRADES   |                 |          |                        |          |          |                        |          |       |       |        |        |        |        |
|--|---|---------------|---------------------------|-----------------|----------|------------------------|----------|----------|------------------------|----------|-------|-------|--------|--------|--------|--------|
|  |   |               | 1                         | 2               | 3        | 4                      | 5        | 6        | 7                      | 8        | 9     | 10    | 11     | 12     |        |        |
|  <p><b>Dolly - Wall Saver</b><br/>COM Yardage: N/A<br/>Freight Class: 150<br/>Product Weight (lbs.): 20<br/>Cubic Feet Per Carton: 4 ( 0.5 per carton)</p>  | Accommodates 10 chairs.   | <b>6517WS</b> | \$606                     | -               | -        | -                      | -        | -        | -                      | -        | -     | -     | -      | -      |        |        |
|  |   |               | <b>OVERALL DIMENSIONS</b> |                 |          | <b>SEAT DIMENSIONS</b> |          |          | <b>BACK DIMENSIONS</b> |          |       |       |        |        |        |        |
|  |   |               | <b>W</b>                  | <b>D</b>        | <b>H</b> | <b>W</b>               | <b>D</b> | <b>H</b> | <b>W</b>               | <b>H</b> |       |       |        |        |        |        |
|  |   |               | 23.25                     | 24.75           | 12.25    | -                      | -        | -        | -                      | -        |       |       |        |        |        |        |
|  |   | <b>RTA 1</b>  |                           | <b>FedEx</b>    |          | <b>UPS</b>             |          |          |                        |          |       |       |        |        |        |        |
|  <p><b>6518</b>      <b>6518MB (Mesh Back)</b></p> <p><b>Armless Chair w/Sled Base</b><br/>COM Yardage: N/A<br/>Freight Class: 250<br/>Product Weight (lbs.): 14<br/>Cubic Feet Per Carton: 11.75 (2 per carton)</p>  | Polypropylene Seat.<br>Stacks 5 high on floor.<br>Stacks 10 high on dolly.        | <b>6518</b>   | \$419                     | -               | -        | -                      | -        | -        | -                      | -        | -     | -     | -      |        |        |        |
|  |   |               | <b>6518WS</b>             | \$456           | -        | -                      | -        | -        | -                      | -        | -     | -     | -      | -      |        |        |
|  |   |               |                           | <b>6518MB</b>   | \$490    | -                      | -        | -        | -                      | -        | -     | -     | -      | -      |        |        |
|  |   |               |                           | <b>6518WSMB</b> | \$529    | -                      | -        | -        | -                      | -        | -     | -     | -      | -      |        |        |
| <b>OVERALL DIMENSIONS</b>  |   |               | <b>SEAT DIMENSIONS</b>    |                 |          | <b>BACK DIMENSIONS</b> |          |          |                        |          |       |       |        |        |        |        |
| <b>W</b>   | <b>D</b>  | <b>H</b>      | <b>W</b>                  | <b>D</b>        | <b>H</b> | <b>W</b>               | <b>H</b> |          |                        |          |       |       |        |        |        |        |
| 22   | 21  | 32.5          | 17                        | 16              | 17       | 17                     | 15       |          |                        |          |       |       |        |        |        |        |
|  |   | <b>RTA 00</b> |                           | <b>FedEx</b>    |          | <b>UPS</b>             |          |          |                        |          |       |       |        |        |        |        |
|  <p><b>6519</b>      <b>6519MB (Mesh Back)</b></p> <p><b>Armless Chair w/Sled Base</b><br/>COM Yardage: 0.75<br/>Freight Class: 250<br/>Product Weight (lbs.): 14<br/>Cubic Feet Per Carton: 5.88 (2 per carton)</p> | Upholstered Seat.<br>Stacks 5 high on floor.<br>Stacks 10 high on dolly.          | <b>6519</b>   | \$472                     | \$503           | \$525    | \$561                  | \$608    | \$623    | \$667                  | \$747    | \$784 | \$859 | \$960  | \$1090 |        |        |
|  |   |               | <b>6519WS</b>             | \$516           | \$552    | \$576                  | \$609    | \$659    | \$677                  | \$720    | \$800 | \$840 | \$913  | \$1020 | \$1146 |        |
|  |   |               |                           | <b>6519MB</b>   | \$539    | \$574                  | \$596    | \$630    | \$680                  | \$696    | \$743 | \$820 | \$861  | \$936  | \$1042 | \$1168 |
|  |   |               |                           | <b>6519WSMB</b> | \$586    | \$621                  | \$643    | \$678    | \$726                  | \$742    | \$786 | \$866 | \$907  | \$983  | \$1088 | \$1215 |
| <b>OVERALL DIMENSIONS</b>  |   |               | <b>SEAT DIMENSIONS</b>    |                 |          | <b>BACK DIMENSIONS</b> |          |          |                        |          |       |       |        |        |        |        |
| <b>W</b>   | <b>D</b>  | <b>H</b>      | <b>W</b>                  | <b>D</b>        | <b>H</b> | <b>W</b>               | <b>H</b> |          |                        |          |       |       |        |        |        |        |
| 22   | 21  | 33            | 17                        | 16              | 17       | 17                     | 15       |          |                        |          |       |       |        |        |        |        |
|  |   | <b>RTA 00</b> |                           | <b>FedEx</b>    |          | <b>UPS</b>             |          |          |                        |          |       |       |        |        |        |        |
|  <p><b>6521</b></p> <p><b>Armless Chair w/Sled Base</b><br/>COM Yardage: 0.75<br/>Freight Class: 250<br/>Product Weight (lbs.): 15<br/>Cubic Feet Per Carton: 13.5 (2 per carton)</p>                               | Upholstered Seat and Back.<br>Stacks 5 high on floor.<br>Stacks 10 high on dolly. | <b>6521</b>   | \$515                     | \$548           | \$570    | \$607                  | \$653    | \$670    | \$712                  | \$792    | \$828 | \$903 | \$1005 | \$1134 |        |        |
|  |   |               | <b>6521WS</b>             | \$554           | \$587    | \$607                  | \$642    | \$687    | \$705                  | \$747    | \$825 | \$860 | \$934  | \$1031 | \$1153 |        |
|  |   |               | <b>OVERALL DIMENSIONS</b> |                 |          | <b>SEAT DIMENSIONS</b> |          |          | <b>BACK DIMENSIONS</b> |          |       |       |        |        |        |        |
|  |   |               | <b>W</b>                  | <b>D</b>        | <b>H</b> | <b>W</b>               | <b>D</b> | <b>H</b> | <b>W</b>               | <b>H</b> |       |       |        |        |        |        |
| 22   | 21  | 33            | 17                        | 16              | 18.5     | 17                     | 15       |          |                        |          |       |       |        |        |        |        |
|  |   | <b>RTA 00</b> |                           | <b>FedEx</b>    |          | <b>UPS</b>             |          |          |                        |          |       |       |        |        |        |        |
|  <p><b>6523</b>      <b>6523MB (Mesh Back)</b></p> <p><b>Armchair w/Sled Base</b><br/>COM Yardage: N/A<br/>Freight Class: 250<br/>Product Weight (lbs.): 15<br/>Cubic Feet Per Carton: 13.5 (2 per carton)</p>      | Polypropylene Seat.<br>Stacks 5 high on floor.<br>Stacks 10 high on dolly.        | <b>6523</b>   | \$488                     | -               | -        | -                      | -        | -        | -                      | -        | -     | -     | -      |        |        |        |
|  |   |               | <b>6523WS</b>             | \$536           | -        | -                      | -        | -        | -                      | -        | -     | -     | -      | -      |        |        |
|  |   |               |                           | <b>6523MB</b>   | \$568    | -                      | -        | -        | -                      | -        | -     | -     | -      | -      |        |        |
|  |   |               |                           | <b>6523WSMB</b> | \$594    | -                      | -        | -        | -                      | -        | -     | -     | -      | -      |        |        |
| <b>OVERALL DIMENSIONS</b>  |   |               | <b>SEAT DIMENSIONS</b>    |                 |          | <b>BACK DIMENSIONS</b> |          |          |                        |          |       |       |        |        |        |        |
| <b>W</b>   | <b>D</b>  | <b>H</b>      | <b>W</b>                  | <b>D</b>        | <b>H</b> | <b>W</b>               | <b>H</b> |          |                        |          |       |       |        |        |        |        |
| 23   | 21  | 32.5          | 17                        | 16              | 17       | 17                     | 15       |          |                        |          |       |       |        |        |        |        |
|  |   | <b>RTA 00</b> |                           | <b>FedEx</b>    |          | <b>UPS</b>             |          |          |                        |          |       |       |        |        |        |        |

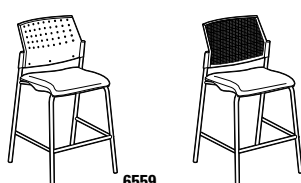
| DESCRIPTION  | FEATURES   | MODEL#  | STANDARD TEXTILE GRADES   |              |          |                           |          |              |                        |          |       |                        |        |        |
|--|--|---|---------------------------|--------------|----------|---------------------------|----------|--------------|------------------------|----------|-------|------------------------|--------|--------|
|  |  |   | 1                         | 2            | 3        | 4                         | 5        | 6            | 7                      | 8        | 9     | 10                     | 11     | 12     |
|  <p><b>6524</b>      <b>6524MB (Mesh Back)</b></p> <p><b>Armchair w/Sled Base</b><br/>COM Yardage: 0.75<br/>Freight Class: 250<br/>Product Weight (lbs.): 15<br/>Cubic Feet Per Carton: 13.5 (2 per carton)</p> | <p>Upholstered Seat.<br/>Stacks 5 high on floor.<br/>Stacks 10 high on dolly.</p>          | <p><b>6524</b></p>                                      | \$536                     | \$569        | \$589    | \$625                     | \$673    | \$692        | \$732                  | \$815    | \$852 | \$926                  | \$1026 | \$1155 |
|  |  |   | \$603                     | \$636        | \$658    | \$694                     | \$744    | \$759        | \$801                  | \$884    | \$925 | \$999                  | \$1105 | \$1230 |
|  |  |   | \$621                     | \$656        | \$678    | \$713                     | \$761    | \$777        | \$821                  | \$901    | \$942 | \$1015                 | \$1124 | \$1250 |
|  |  |   | \$667                     | \$702        | \$724    | \$759                     | \$808    | \$826        | \$867                  | \$949    | \$991 | \$1065                 | \$1171 | \$1298 |
|  |  |   | <b>OVERALL DIMENSIONS</b> |              |          | <b>SEAT DIMENSIONS</b>    |          |              | <b>BACK DIMENSIONS</b> |          |       |                        |        |        |
|  |  |   | <b>W</b>                  | <b>D</b>     | <b>H</b> | <b>W</b>                  | <b>D</b> | <b>H</b>     | <b>W</b>               | <b>H</b> |       |                        |        |        |
|  |  |   | 33                        | 21           | 33       | 17                        | 16       | 17.5         | 17                     | 15       |       |                        |        |        |
|  |  |   | <b>RTA 00</b>             | <b>FedEx</b> |          | <b>ups</b>                |          |              |                        |          |       |                        |        |        |
|  <p><b>6525</b></p> <p><b>Armchair</b><br/>COM Yardage: 0.75<br/>Freight Class: 250<br/>Product Weight (lbs.): 16<br/>Cubic Feet Per Carton: 13.5 (2 per carton)</p>  | <p>Upholstered Seat and Back.<br/>Stacks 5 high on floor.<br/>Stacks 10 high on dolly.</p> | <p><b>6525</b></p>                                      | \$586                     | \$621        | \$643    | \$678                     | \$724    | \$741        | \$784                  | \$864    | \$900 | \$976                  | \$1076 | \$1205 |
|  |  |   | \$644                     | \$677        | \$699    | \$735                     | \$785    | \$800        | \$842                  | \$926    | \$966 | \$1041                 | \$1147 | \$1271 |
|  |  |   | <b>OVERALL DIMENSIONS</b> |              |          | <b>SEAT DIMENSIONS</b>    |          |              | <b>BACK DIMENSIONS</b> |          |       |                        |        |        |
|  |  |   | <b>W</b>                  | <b>D</b>     | <b>H</b> | <b>W</b>                  | <b>D</b> | <b>H</b>     | <b>W</b>               | <b>H</b> |       |                        |        |        |
|  |  |   | 23                        | 21           | 33       | 17                        | 15.5     | 17.5         | 17                     | 15       |       |                        |        |        |
|  |  |   | <b>RTA 00</b>             | <b>FedEx</b> |          | <b>ups</b>                |          |              |                        |          |       |                        |        |        |
|  <p><b>6522</b></p> <p><b>Ganging Brackets</b><br/>COM Yardage: N/A<br/>Freight Class: 70<br/>Product Weight (lbs.): 0.2<br/>Cubic Feet Per Carton: 1 (25 per carton)</p>                                       | <p>For four legged models only.</p>  | <p><b>6522</b></p>                                      | \$37                      | -            | -        | -                         | -        | -            | -                      | -        | -     | -                      | -      |        |
|  |  |   |                           |              |          | <b>OVERALL DIMENSIONS</b> |          |              | <b>SEAT DIMENSIONS</b> |          |       | <b>BACK DIMENSIONS</b> |        |        |
|  |  |   | <b>W</b>                  | <b>D</b>     | <b>H</b> | <b>W</b>                  | <b>D</b> | <b>H</b>     | <b>W</b>               | <b>H</b> |       |                        |        |        |
|  |  |   | 0.87                      | 7.75         | 1.5      | -                         | -        | -            | -                      | -        |       |                        |        |        |
|  |  |   | <b>RTA 00</b>             | <b>FedEx</b> |          | <b>ups</b>                |          |              |                        |          |       |                        |        |        |
|  <p><b>6526</b></p> <p><b>Ganging Brackets</b><br/>COM Yardage: N/A<br/>Freight Class: 70<br/>Product Weight (lbs.): 0.25<br/>Cubic Feet Per Carton: 1 (25 per carton)</p>                                    | <p>Sled base models only.</p>  | <p><b>6526</b></p>                                      | \$28                      | -            | -        | -                         | -        | -            | -                      | -        | -     | -                      | -      |        |
|  |  |   |                           |              |          | <b>OVERALL DIMENSIONS</b> |          |              | <b>SEAT DIMENSIONS</b> |          |       | <b>BACK DIMENSIONS</b> |        |        |
|  |  |   | <b>W</b>                  | <b>D</b>     | <b>H</b> | <b>W</b>                  | <b>D</b> | <b>H</b>     | <b>W</b>               | <b>H</b> |       |                        |        |        |
|  |  |   | 0.75                      | 5.75         | 1.25     | -                         | -        | -            | -                      | -        |       |                        |        |        |
|  |  |   | <b>RTA 00</b>             | <b>FedEx</b> |          | <b>ups</b>                |          |              |                        |          |       |                        |        |        |
|  <p><b>6537</b>      <b>6537MB</b></p> <p><b>Armless LB Task</b><br/>COM Yardage: N/A<br/>Freight Class: 250<br/>Product Weight (lbs.): 21.5<br/>Cubic Feet Per Carton: 6.5</p>                               | <p>Polypropylene seat.<br/>Ergonomic features: C</p>                                       | <p><b>ADJUSTMENTS</b><br/>(2) Pneumatic seat height</p> | \$566                     |              |          |                           |          |              |                        |          |       |                        |        |        |
|  |  |   | \$637                     |              |          |                           |          |              |                        |          |       |                        |        |        |
|  |  |   | <b>OVERALL DIMENSIONS</b> |              |          | <b>SEAT DIMENSIONS</b>    |          |              | <b>BACK DIMENSIONS</b> |          |       |                        |        |        |
|  |  |   | <b>W</b>                  | <b>D</b>     | <b>H</b> | <b>W</b>                  | <b>D</b> | <b>H</b>     | <b>W</b>               | <b>H</b> |       |                        |        |        |
|  |  |   | 20.5                      | 20.5         | 32.5     | 17                        | 16       | 15.5-19.5    | 17                     | 15       |       |                        |        |        |
|  |  |   | 24                        | 26           | 33       | 17                        | 16       | 15.5-19.5    | 17                     | 15       |       |                        |        |        |
|  |  |   | <b>RTA 1</b>              | <b>FedEx</b> |          | <b>ups</b>                |          | 1 per carton |                        |          |       |                        |        |        |










| DESCRIPTION  | FEATURES   | MODEL#        | STANDARD TEXTILE GRADES   |          |          |                        |          |          |                        |          |        |        |        |        |
|--|--|---------------|---|----------|----------|------------------------|----------|----------|------------------------|----------|--------|--------|--------|--------|
|  |  |               | 1   | 2        | 3        | 4                      | 5        | 6        | 7                      | 8        | 9      | 10     | 11     | 12     |
|  <p><b>6538</b>      <b>6538MB</b></p> <p><b>Armless LB Task</b><br/>COM Yardage: 0.75<br/>Freight Class: 250<br/>Product Weight (lbs.): 22.5<br/>Cubic Feet Per Carton: 6.5</p> |  <p><b>ADJUSTMENTS</b><br/>(2) Pneumatic seat height</p> <p>Upholstered seat.<br/>Ergonomic features: C</p> |               | 1   | 2        | 3        | 4                      | 5        | 6        | 7                      | 8        | 9      | 10     | 11     | 12     |
|  |  | <b>6538</b>   | \$612   | \$645    | \$665    | \$701                  | \$749    | \$768    | \$808                  | \$891    | \$928  | \$1002 | \$1101 | \$1230 |
|  |  | <b>6538MB</b> | \$688   | \$723    | \$743    | \$779                  | \$829    | \$845    | \$888                  | \$969    | \$1010 | \$1085 | \$1191 | \$1317 |
|  |  |               | <b>OVERALL DIMENSIONS</b>   |          |          | <b>SEAT DIMENSIONS</b> |          |          | <b>BACK DIMENSIONS</b> |          |        |        |        |        |
|  |  |               | <b>W</b>  | <b>D</b> | <b>H</b> | <b>W</b>               | <b>D</b> | <b>H</b> | <b>W</b>               | <b>H</b> |        |        |        |        |
|  |  |               | 20.5  | 20.5     | 32.5     | 17                     | 16       | 16-20    | 17                     | 14.5     |        |        |        |        |
|  |  |               | 24  | 26       | 33       | 17                     | 16       | 16-20    | 17                     | 14.5     |        |        |        |        |
|  |  |               | <div style="display: flex; align-items: center;"> <div style="border: 1px solid black; padding: 2px; margin-right: 10px;">RTA 1</div> <div style="margin-right: 10px;">   </div> <div>1 per carton</div> </div> |          |          |                        |          |          |                        |          |        |        |        |        |









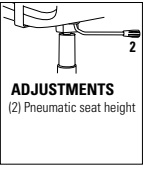

| DESCRIPTION  | FEATURES  | MODEL#      | STANDARD TEXTILE GRADES   |          |          |                        |          |          |                        |          |       |        |        |        |
|--|---|-------------|---|----------|----------|------------------------|----------|----------|------------------------|----------|-------|--------|--------|--------|
|  |   |             | 1   | 2        | 3        | 4                      | 5        | 6        | 7                      | 8        | 9     | 10     | 11     | 12     |
|  <p><b>6539</b></p> <p><b>Armless LB Task</b><br/>COM Yardage: 6.5<br/>Freight Class: 250<br/>Product Weight (lbs.): 23.5<br/>Cubic Feet Per Carton: 6.5</p> |  <p><b>ADJUSTMENTS</b><br/>(2) Pneumatic seat height</p> <p>Upholstered seat &amp; back.<br/>Ergonomic features: C</p> |             | 1   | 2        | 3        | 4                      | 5        | 6        | 7                      | 8        | 9     | 10     | 11     | 12     |
|  |   | <b>6539</b> | \$659   | \$692    | \$714    | \$751                  | \$796    | \$814    | \$857                  | \$938    | \$973 | \$1048 | \$1149 | \$1278 |
|  |   |             | <b>OVERALL DIMENSIONS</b>   |          |          | <b>SEAT DIMENSIONS</b> |          |          | <b>BACK DIMENSIONS</b> |          |       |        |        |        |
|  |   |             | <b>W</b>  | <b>D</b> | <b>H</b> | <b>W</b>               | <b>D</b> | <b>H</b> | <b>W</b>               | <b>H</b> |       |        |        |        |
|  |   |             | 20.5  | 20.5     | 33       | 17                     | 15.5     | 16-20    | 17                     | 15       |       |        |        |        |
|  |   |             | 24  | 26       | 33       | 17                     | 16       | 16-20    | 17                     | 14.5     |       |        |        |        |
|  |   |             | <div style="display: flex; align-items: center;"> <div style="border: 1px solid black; padding: 2px; margin-right: 10px;">RTA 1</div> <div style="margin-right: 10px;">   </div> <div>1 per carton</div> </div> |          |          |                        |          |          |                        |          |       |        |        |        |



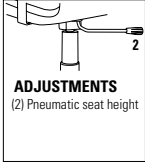























| DESCRIPTION   | FEATURES   | MODEL#        | STANDARD TEXTILE GRADES   |          |          |                        |          |          |                        |          |   |    |    |    |
|---|--|---------------|---|----------|----------|------------------------|----------|----------|------------------------|----------|---|----|----|----|
|   |  |               | 1   | 2        | 3        | 4                      | 5        | 6        | 7                      | 8        | 9 | 10 | 11 | 12 |
|  <p><b>6558</b>      <b>6558MB (Mesh Back)</b></p> <p><b>Armless Bar Stool</b><br/>COM Yardage: N/A<br/>Freight Class: 300<br/>Product Weight (lbs.): 18<br/>Cubic Feet Per Carton: 14.75 (1 per carton)</p> | <p>Polypropylene Seat.<br/>Stacks 5 high on floor.</p> |               | 1   | 2        | 3        | 4                      | 5        | 6        | 7                      | 8        | 9 | 10 | 11 | 12 |
|   |  | <b>6558</b>   | \$546   | -        | -        | -                      | -        | -        | -                      | -        | - | -  | -  | -  |
|   |  | <b>6558MB</b> | \$637   | -        | -        | -                      | -        | -        | -                      | -        | - | -  | -  | -  |
|   |  |               | Mesh Back   |          |          |                        |          |          |                        |          |   |    |    |    |
|   |  |               | <b>OVERALL DIMENSIONS</b>   |          |          | <b>SEAT DIMENSIONS</b> |          |          | <b>BACK DIMENSIONS</b> |          |   |    |    |    |
|   |  |               | <b>W</b>  | <b>D</b> | <b>H</b> | <b>W</b>               | <b>D</b> | <b>H</b> | <b>W</b>               | <b>H</b> |   |    |    |    |
|   |  |               | 22  | 23       | 42       | 17                     | 16       | 28       | 17                     | 15       |   |    |    |    |
|   |  |               | <div style="display: flex; align-items: center;"> <div style="border: 1px solid black; padding: 2px; margin-right: 10px;">RTA 00</div> </div> |          |          |                        |          |          |                        |          |   |    |    |    |


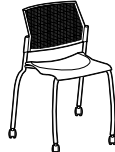




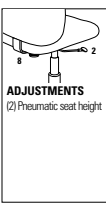

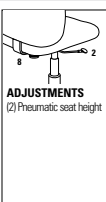
| DESCRIPTION   | FEATURES   | MODEL#          | STANDARD TEXTILE GRADES   |          |          |                        |          |          |                        |          |   |    |    |    |
|---|--|-----------------|---|----------|----------|------------------------|----------|----------|------------------------|----------|---|----|----|----|
|   |  |                 | 1   | 2        | 3        | 4                      | 5        | 6        | 7                      | 8        | 9 | 10 | 11 | 12 |
|  <p><b>6558CS</b>      <b>6558CSMB (Mesh Back)</b></p> <p><b>Armless Counter Stool</b><br/>COM Yardage: N/A<br/>Freight Class: 300<br/>Product Weight (lbs.): 20<br/>Cubic Feet Per Carton: 14.5 (2 per carton)</p> | <p>Polypropylene Seat.<br/>Stacks 5 high on floor.</p> |                 | 1   | 2        | 3        | 4                      | 5        | 6        | 7                      | 8        | 9 | 10 | 11 | 12 |
|   |  | <b>6558CS</b>   | \$546   | -        | -        | -                      | -        | -        | -                      | -        | - | -  | -  | -  |
|   |  | <b>6558CSMB</b> | \$637   | -        | -        | -                      | -        | -        | -                      | -        | - | -  | -  | -  |
|   |  |                 | Mesh Back   |          |          |                        |          |          |                        |          |   |    |    |    |
|   |  |                 | <b>OVERALL DIMENSIONS</b>   |          |          | <b>SEAT DIMENSIONS</b> |          |          | <b>BACK DIMENSIONS</b> |          |   |    |    |    |
|   |  |                 | <b>W</b>  | <b>D</b> | <b>H</b> | <b>W</b>               | <b>D</b> | <b>H</b> | <b>W</b>               | <b>H</b> |   |    |    |    |
|   |  |                 | 22.5  | 22       | 38       | 17                     | 16       | 24       | 17                     | 15       |   |    |    |    |
|   |  |                 | <div style="display: flex; align-items: center;"> <div style="border: 1px solid black; padding: 2px; margin-right: 10px;">RTA 00</div> </div> |          |          |                        |          |          |                        |          |   |    |    |    |

| DESCRIPTION   | FEATURES   | MODEL#        | STANDARD TEXTILE GRADES   |          |          |                        |          |          |                        |          |       |        |        |        |
|---|--|---------------|---|----------|----------|------------------------|----------|----------|------------------------|----------|-------|--------|--------|--------|
|   |  |               | 1   | 2        | 3        | 4                      | 5        | 6        | 7                      | 8        | 9     | 10     | 11     | 12     |
|  <p><b>6559</b>      <b>6559MB (Mesh Back)</b></p> <p><b>Armless Bar Stool</b><br/>COM Yardage: 0.75<br/>Freight Class: 300<br/>Product Weight (lbs.): 18<br/>Cubic Feet Per Carton: 14.75 (1 per carton)</p> | <p>Upholstered Seat.<br/>Stacks 5 high on floor.</p> |               | 1   | 2        | 3        | 4                      | 5        | 6        | 7                      | 8        | 9     | 10     | 11     | 12     |
|   |  | <b>6559</b>   | \$592   | \$625    | \$648    | \$683                  | \$729    | \$748    | \$788                  | \$870    | \$905 | \$982  | \$1081 | \$1210 |
|   |  | <b>6559MB</b> | \$663   | \$698    | \$720    | \$755                  | \$804    | \$822    | \$863                  | \$944    | \$985 | \$1061 | \$1167 | \$1292 |
|   |  |               | Mesh Back   |          |          |                        |          |          |                        |          |       |        |        |        |
|   |  |               | <b>OVERALL DIMENSIONS</b>   |          |          | <b>SEAT DIMENSIONS</b> |          |          | <b>BACK DIMENSIONS</b> |          |       |        |        |        |
|   |  |               | <b>W</b>  | <b>D</b> | <b>H</b> | <b>W</b>               | <b>D</b> | <b>H</b> | <b>W</b>               | <b>H</b> |       |        |        |        |
|   |  |               | 22  | 23       | 42       | 17                     | 16       | 28.5     | 17                     | 15       |       |        |        |        |
|   |  |               | <div style="display: flex; align-items: center;"> <div style="border: 1px solid black; padding: 2px; margin-right: 10px;">RTA 00</div> </div> |          |          |                        |          |          |                        |          |       |        |        |        |

| DESCRIPTION  | FEATURES   | MODEL# | STANDARD TEXTILE GRADES  |   |                           |          |                        |                        |          |                        |                        |    |    |    |
|--|--|--------|--|---|---------------------------|----------|------------------------|------------------------|----------|------------------------|------------------------|----|----|----|
|  |  |        | 1  | 2   | 3                         | 4        | 5                      | 6                      | 7        | 8                      | 9                      | 10 | 11 | 12 |
| <br><b>6559CS</b>   | <br><b>6559CSMB (Mesh Back)</b>   |        | 1  | 2   | 3                         | 4        | 5                      | 6                      | 7        | 8                      | 9                      | 10 | 11 | 12 |
|  |  |        | <b>6559CS</b> \$592 \$625 \$648 \$683 \$729 \$748 \$788 \$870 \$905 \$982 \$1081 \$1210  | <b>6559CSMB</b> \$663 \$698 \$720 \$755 \$804 \$822 \$863 \$944 \$985 \$1061 \$1167 \$1292<br>Mesh Back | <b>OVERALL DIMENSIONS</b> |          |                        | <b>SEAT DIMENSIONS</b> |          |                        | <b>BACK DIMENSIONS</b> |    |    |    |
|  |  |        | <b>W</b>   | <b>D</b>  | <b>H</b>                  | <b>W</b> | <b>D</b>               | <b>H</b>               | <b>W</b> | <b>H</b>               |                        |    |    |    |
|  |  |        | 22.5   | 22  | 38                        | 17       | 16                     | 24.5                   | 17       | 15                     |                        |    |    |    |
|  |  |        | <b>RTA 00</b>  |   |                           |          |                        |                        |          |                        |                        |    |    |    |
| <br><b>6561</b>     |  |        | 1  | 2   | 3                         | 4        | 5                      | 6                      | 7        | 8                      | 9                      | 10 | 11 | 12 |
|  |  |        | <b>6561</b> \$644 \$677 \$699 \$735 \$784 \$797 \$840 \$922 \$958 \$1033 \$1134 \$1264   | <b>OVERALL DIMENSIONS</b>   |                           |          | <b>SEAT DIMENSIONS</b> |                        |          | <b>BACK DIMENSIONS</b> |                        |    |    |    |
|  |  |        | <b>W</b>   | <b>D</b>  | <b>H</b>                  | <b>W</b> | <b>D</b>               | <b>H</b>               | <b>W</b> | <b>H</b>               |                        |    |    |    |
|  |  |        | 22   | 23  | 42.5                      | 17       | 16                     | 28.5                   | 17       | 15                     |                        |    |    |    |
|  |  |        | <b>RTA 00</b>  |   |                           |          |                        |                        |          |                        |                        |    |    |    |
| <br><b>6561CS</b>  |  |        | 1  | 2   | 3                         | 4        | 5                      | 6                      | 7        | 8                      | 9                      | 10 | 11 | 12 |
|  |  |        | <b>6561CS</b> \$644 \$675 \$699 \$733 \$782 \$797 \$839 \$921 \$958 \$1033 \$1134 \$1264 | <b>OVERALL DIMENSIONS</b>   |                           |          | <b>SEAT DIMENSIONS</b> |                        |          | <b>BACK DIMENSIONS</b> |                        |    |    |    |
|  |  |        | <b>W</b>   | <b>D</b>  | <b>H</b>                  | <b>W</b> | <b>D</b>               | <b>H</b>               | <b>W</b> | <b>H</b>               |                        |    |    |    |
|  |  |        | 22.5   | 22  | 38                        | 17       | 16                     | 24.5                   | 17       | 15                     |                        |    |    |    |
|  |  |        | <b>RTA 00</b>  |   |                           |          |                        |                        |          |                        |                        |    |    |    |
| <br><b>6563</b>   | <br><b>6563MB (Mesh Back)</b>   |        | 1  | 2   | 3                         | 4        | 5                      | 6                      | 7        | 8                      | 9                      | 10 | 11 | 12 |
|  |  |        | <b>6563</b> \$620 - - - - - - - - - - - -  | <b>6563MB</b> \$712 - - - - - - - - - - - -<br>Mesh Back  | <b>OVERALL DIMENSIONS</b> |          |                        | <b>SEAT DIMENSIONS</b> |          |                        | <b>BACK DIMENSIONS</b> |    |    |    |
|  |  |        | <b>W</b>   | <b>D</b>  | <b>H</b>                  | <b>W</b> | <b>D</b>               | <b>H</b>               | <b>W</b> | <b>H</b>               |                        |    |    |    |
|  |  |        | 23   | 23  | 42                        | 17       | 16                     | 28                     | 17       | 15                     |                        |    |    |    |
|  |  |        | <b>RTA 00</b>  |   |                           |          |                        |                        |          |                        |                        |    |    |    |
| <br><b>6563CS</b> | <br><b>6563CSMB (Mesh Back)</b> |        | 1  | 2   | 3                         | 4        | 5                      | 6                      | 7        | 8                      | 9                      | 10 | 11 | 12 |
|  |  |        | <b>6563CS</b> \$620 - - - - - - - - - - - -  | <b>6563CSMB</b> \$712 - - - - - - - - - - - -<br>Mesh Back  | <b>OVERALL DIMENSIONS</b> |          |                        | <b>SEAT DIMENSIONS</b> |          |                        | <b>BACK DIMENSIONS</b> |    |    |    |
|  |  |        | <b>W</b>   | <b>D</b>  | <b>H</b>                  | <b>W</b> | <b>D</b>               | <b>H</b>               | <b>W</b> | <b>H</b>               |                        |    |    |    |
|  |  |        | 22.5   | 23  | 38                        | 17       | 16                     | 24                     | 17       | 15                     |                        |    |    |    |
|  |  |        | <b>RTA 00</b>  |   |                           |          |                        |                        |          |                        |                        |    |    |    |
| <br><b>6563CS</b> |  |        | 1  | 2   | 3                         | 4        | 5                      | 6                      | 7        | 8                      | 9                      | 10 | 11 | 12 |
|  |  |        | <b>6563CS</b> \$620 - - - - - - - - - - - -  | <b>6563CSMB</b> \$712 - - - - - - - - - - - -<br>Mesh Back  | <b>OVERALL DIMENSIONS</b> |          |                        | <b>SEAT DIMENSIONS</b> |          |                        | <b>BACK DIMENSIONS</b> |    |    |    |
|  |  |        | <b>W</b>   | <b>D</b>  | <b>H</b>                  | <b>W</b> | <b>D</b>               | <b>H</b>               | <b>W</b> | <b>H</b>               |                        |    |    |    |
|  |  |        | 22.5   | 23  | 38                        | 17       | 16                     | 24                     | 17       | 15                     |                        |    |    |    |
|  |  |        | <b>RTA 00</b>  |   |                           |          |                        |                        |          |                        |                        |    |    |    |

| DESCRIPTION  | FEATURES  | MODEL#   | STANDARD TEXTILE GRADES   |       |       |                                 |       |           |                               |       |        |        |        |        |
|--|---|--|---|-------|-------|---------------------------------|-------|-----------|-------------------------------|-------|--------|--------|--------|--------|
|  |   |  | 1   | 2     | 3     | 4                               | 5     | 6         | 7                             | 8     | 9      | 10     | 11     | 12     |
| <br>6564  | <br>6564MB (Mesh Back)   |  | \$661   | \$696 | \$717 | \$752                           | \$797 | \$816     | \$858                         | \$939 | \$977  | \$1049 | \$1151 | \$1279 |
|  |   |  | Upholstered Seat.<br>Stacks 5 high on floor.  |       |       |                                 |       |           |                               |       |        |        |        |        |
| <b>Bar Stool w/Arms</b><br>COM Yardage: 0.75<br>Freight Class: 300<br>Product Weight (lbs.): 19<br>Cubic Feet Per Carton: 14.75 (1 per carton)     |   |  | <b>RTA 00</b>   |       |       |                                 |       |           |                               |       |        |        |        |        |
| <br>6564CS  | <br>6564CSMB (Mesh Back) |  | \$661   | \$696 | \$717 | \$752                           | \$797 | \$816     | \$858                         | \$939 | \$977  | \$1049 | \$1151 | \$1279 |
|  |   |  | Upholstered Seat.<br>Stacks 5 high on floor.  |       |       |                                 |       |           |                               |       |        |        |        |        |
| <b>Counter Stool w/Arms</b><br>COM Yardage: 0.75<br>Freight Class: 300<br>Product Weight (lbs.): 25<br>Cubic Feet Per Carton: 14.75 (2 per carton) |   |  | <b>RTA 00</b>   |       |       |                                 |       |           |                               |       |        |        |        |        |
| <br>6565   |   |  | \$705   | \$741 | \$762 | \$797                           | \$843 | \$862     | \$903                         | \$985 | \$1026 | \$1098 | \$1198 | \$1325 |
|  |   |  | Upholstered seat and back.<br>Stacks 5 high on floor.   |       |       |                                 |       |           |                               |       |        |        |        |        |
| <b>Bar Stool w/Arms</b><br>COM Yardage: 0.75<br>Freight Class: 300<br>Product Weight (lbs.): 19<br>Cubic Feet Per Carton: 14.75 (1 per carton)     |   |  | <b>RTA 00</b>   |       |       |                                 |       |           |                               |       |        |        |        |        |
| <br>6565CS  |   |  | \$705   | \$741 | \$762 | \$797                           | \$843 | \$862     | \$903                         | \$985 | \$1026 | \$1098 | \$1198 | \$1325 |
|  |   |  | Upholstered Seat.<br>Stacks 5 high on floor.  |       |       |                                 |       |           |                               |       |        |        |        |        |
| <b>Counter Stool w/Arms</b><br>COM Yardage: 0.75<br>Freight Class: 300<br>Product Weight (lbs.): 27<br>Cubic Feet Per Carton: 14.75 (2 per carton) |   |  | <b>RTA 00</b>   |       |       |                                 |       |           |                               |       |        |        |        |        |
| <br>6567  | <br>6567MB             | <br><b>ADJUSTMENTS</b><br>(2) Pneumatic seat height | List price  |       |       |                                 |       |           |                               |       |        |        |        |        |
|  |   |  | \$637   |       |       |                                 |       |           |                               |       |        |        |        |        |
| <b>LB Task w/Arms</b><br>COM Yardage: N/A<br>Freight Class: 250<br>Product Weight (lbs.): 23<br>Cubic Feet Per Carton: 6.5                         |   |  | \$712   |       |       |                                 |       |           |                               |       |        |        |        |        |
| Polypropylene seat.<br>Ergonomic features: C   |   |  | <b>RTA 1</b>  |       |       |                                 |       |           |                               |       |        |        |        |        |
|  |   |  | <b>OVERALL DIMENSIONS</b><br>W D H  |       |       | <b>SEAT DIMENSIONS</b><br>W D H |       |           | <b>BACK DIMENSIONS</b><br>W H |       |        |        |        |        |
|  |   |  | 23  | 20.5  | 32.5  | 17                              | 16    | 15.5-20.5 | 17                            | 15    |        |        |        |        |
|  |   |  | <b>FedEx</b>  1 per carton |       |       |                                 |       |           |                               |       |        |        |        |        |

| DESCRIPTION   | FEATURES  | MODEL#  | STANDARD TEXTILE GRADES   |       |       |  |       |       |   |       |        |              |        |        |        |
|---|---|---|---|-------|-------|--|-------|-------|---|-------|--------|--------------|--------|--------|--------|
|   |   |   | 1   | 2     | 3     | 4  | 5     | 6     | 7   | 8     | 9      | 10           | 11     | 12     |        |
|  <b>6568</b><br><b>LB Task w/Arms</b><br>COM Yardage: N/A<br>Freight Class: 250<br>Product Weight (lbs.): 24<br>Cubic Feet Per Carton: 6.5   |  <b>6568MB</b><br>Upholstered seat.<br>Ergonomic features: C |  <p><b>ADJUSTMENTS</b><br/>(2) Pneumatic seat height</p>   | 6568  | \$682 | \$713 | \$735  | \$773 | \$819 | \$835   | \$878 | \$960  | \$995        | \$1072 | \$1171 | \$1300 |
|   |   |   | 6568MB  | \$750 | \$781 | \$803  | \$839 | \$890 | \$906   | \$947 | \$1031 | \$1071       | \$1144 | \$1252 | \$1377 |
| <b>OVERALL DIMENSIONS</b><br>W D H  |   |   | <b>SEAT DIMENSIONS</b><br>W D H   |       |       | <b>BACK DIMENSIONS</b><br>W H  |       |       |   |       |        |              |        |        |        |
| 23 20.5 32.5  |   |   | 17 16 16-21   |       |       | 17 14.5  |       |       |   |       |        |              |        |        |        |
|   |   |   |    |       |       |   |       |       |    |       |        | 1 per carton |        |        |        |
| <br><b>6569</b><br><b>LB Task w/Arms</b><br>COM Yardage: N/A<br>Freight Class: 250<br>Product Weight (lbs.): 25<br>Cubic Feet Per Carton: 6.5  |  <p><b>ADJUSTMENTS</b><br/>(2) Pneumatic seat height</p>     | Upholstered seat & back.<br>Ergonomic features: C   | 6569  | \$730 | \$763 | \$783  | \$821 | \$868 | \$885   | \$927 | \$1009 | \$1044       | \$1120 | \$1219 | \$1349 |
|   |   |   | <b>OVERALL DIMENSIONS</b><br>W D H  |       |       | <b>SEAT DIMENSIONS</b><br>W D H  |       |       | <b>BACK DIMENSIONS</b><br>W H   |       |        |              |        |        |        |
| 23 20.5 33  |   |   | 17 15.5 16-21   |       |       | 17 15  |       |       |   |       |        |              |        |        |        |
|   |   |   |    |       |       |   |       |       |    |       |        | 1 per carton |        |        |        |
|  <b>6573</b><br> <b>6573MB (Mesh Back)</b><br><b>Armchair w/Casters</b><br>COM Yardage: N/A<br>Freight Class: 250<br>Product Weight (lbs.): 14<br>Cubic Feet Per Carton: 13.5 (2 per carton)    | Polypropylene Seat. Does not stack.   |  <p><b>ADJUSTMENTS</b><br/>(2) Pneumatic seat height</p>  | 6573  | \$512 | -     | -  | -     | -     | -   | -     | -      | -            | -      | -      | -      |
|   |   |   | 6573MB  | \$581 | -     | -  | -     | -     | -   | -     | -      | -            | -      | -      | -      |
| <b>OVERALL DIMENSIONS</b><br>W D H  |   |   | <b>SEAT DIMENSIONS</b><br>W D H   |       |       | <b>BACK DIMENSIONS</b><br>W H  |       |       |   |       |        |              |        |        |        |
| 23 21 32  |   |   | 17 16 17.5  |       |       | 17 14.5  |       |       |   |       |        |              |        |        |        |
|   |   |   |  |       |       |  |       |       |  |       |        |              |        |        |        |
|  <b>6574</b><br> <b>6574MB (Mesh Back)</b><br><b>Armchair w/Casters</b><br>COM Yardage: 0.75<br>Freight Class: 300<br>Product Weight (lbs.): 15<br>Cubic Feet Per Carton: 13.5 (1 per carton) | Upholstered Seat. Does not stack.   |  <p><b>ADJUSTMENTS</b><br/>(2) Pneumatic seat height</p> | 6574  | \$562 | \$593 | \$617  | \$653 | \$698 | \$717   | \$759 | \$837  | \$875        | \$952  | \$1054 | \$1181 |
|   |   |   | 6574MB  | \$630 | \$665 | \$687  | \$722 | \$771 | \$789   | \$830 | \$911  | \$954        | \$1028 | \$1134 | \$1261 |
| <b>OVERALL DIMENSIONS</b><br>W D H  |   |   | <b>SEAT DIMENSIONS</b><br>W D H   |       |       | <b>BACK DIMENSIONS</b><br>W H  |       |       |   |       |        |              |        |        |        |
| 23 21.5 33  |   |   | 17 16 18  |       |       | 17 14  |       |       |   |       |        |              |        |        |        |
|   |   |   |  |       |       |  |       |       |  |       |        |              |        |        |        |
| <br><b>6575</b><br><b>Armchair w/Casters</b><br>COM Yardage: 0.75<br>Freight Class: 250<br>Product Weight (lbs.): 15<br>Cubic Feet Per Carton: 13.5 (2 per carton)   | Upholstered Seat and Back.<br>Does not stack.   |  <p><b>ADJUSTMENTS</b><br/>(2) Pneumatic seat height</p> | 6575  | \$587 | \$622 | \$644  | \$679 | \$725 | \$742   | \$785 | \$865  | \$901        | \$977  | \$1077 | \$1206 |
|   |   |   | <b>OVERALL DIMENSIONS</b><br>W D H  |       |       | <b>SEAT DIMENSIONS</b><br>W D H  |       |       | <b>BACK DIMENSIONS</b><br>W H   |       |        |              |        |        |        |
| 23 21.5 32.5  |   |   | 17 15.5 18  |       |       | 17 14.5  |       |       |   |       |        |              |        |        |        |
|   |   |   |  |       |       |  |       |       |   |       |        |              |        |        |        |

| DESCRIPTION  | FEATURES  | MODEL# | STANDARD TEXTILE GRADES |       |        |                 |        |        |                 |        |        |        |        |        |
|--|---|--------|-------------------------|-------|--------|-----------------|--------|--------|-----------------|--------|--------|--------|--------|--------|
|  |   |        | 1                       | 2     | 3      | 4               | 5      | 6      | 7               | 8      | 9      | 10     | 11     | 12     |
| <br>6577  | <br>6577MB (Mesh Back)                         |        | 1                       | 2     | 3      | 4               | 5      | 6      | 7               | 8      | 9      | 10     | 11     | 12     |
|  |   |        | 6577                    | \$446 | -      | -               | -      | -      | -               | -      | -      | -      | -      | -      |
| <b>Armless Chair w/Casters</b><br>COM Yardage: N/A<br>Freight Class: 300<br>Product Weight (lbs.): 12<br>Cubic Feet Per Carton: 13.5 (2 per carton)          | Polypropylene Seat. Does not stack.   |        | OVERALL DIMENSIONS      |       |        | SEAT DIMENSIONS |        |        | BACK DIMENSIONS |        |        |        |        |        |
|  |   |        | W                       | D     | H      | W               | D      | H      | W               | H      |        |        |        |        |
|  |   |        | 21                      | 21    | 33     | 17              | 16     | 17.5   | 17              | 14.5   |        |        |        |        |
|  |   |        | RTA 00                  | FedEx | ups    |                 |        |        |                 |        |        |        |        |        |
| <br>6578  | <br>6578MB (Mesh Back)                         |        | 1                       | 2     | 3      | 4               | 5      | 6      | 7               | 8      | 9      | 10     | 11     | 12     |
|  |   |        | 6578                    | \$492 | \$527  | \$547           | \$584  | \$630  | \$649           | \$690  | \$770  | \$808  | \$885  | \$984  |
| <b>Armless Chair w/Casters</b><br>COM Yardage: 0.75<br>Freight Class: 300<br>Product Weight (lbs.): 13<br>Cubic Feet Per Carton: 13.5 (2 per carton)         | Upholstered Seat. Does not stack.   |        | OVERALL DIMENSIONS      |       |        | SEAT DIMENSIONS |        |        | BACK DIMENSIONS |        |        |        |        |        |
|  |   |        | W                       | D     | H      | W               | D      | H      | W               | H      |        |        |        |        |
|  |   |        | 21                      | 21.5  | 33     | 17              | 16     | 18     | 17              | 14     |        |        |        |        |
|  |   |        | RTA 00                  | FedEx | ups    |                 |        |        |                 |        |        |        |        |        |
|    |   |        | 1                       | 2     | 3      | 4               | 5      | 6      | 7               | 8      | 9      | 10     | 11     | 12     |
|  |   |        | 6579                    | \$539 | \$572  | \$592           | \$628  | \$677  | \$694           | \$735  | \$817  | \$853  | \$929  | \$1029 |
| <b>Armless chair w/Casters</b><br>COM Yardage: 0.75<br>Freight Class: 250<br>Product Weight (lbs.): 13<br>Cubic Feet Per Carton: 13.5 (2 per carton)         | Upholstered Seat and Back.<br>Does not stack.   |        | OVERALL DIMENSIONS      |       |        | SEAT DIMENSIONS |        |        | BACK DIMENSIONS |        |        |        |        |        |
|  |   |        | W                       | D     | H      | W               | D      | H      | W               | H      |        |        |        |        |
|  |   |        | 21                      | 21.5  | 32.5   | 17              | 15.5   | 18     | 17              | 14.5   |        |        |        |        |
|  |   |        | RTA 00                  | FedEx | ups    |                 |        |        |                 |        |        |        |        |        |
|   | <br>ADJUSTMENTS<br>(2) Pneumatic seat height |        | 1                       | 2     | 3      | 4               | 5      | 6      | 7               | 8      | 9      | 10     | 11     | 12     |
|  |   |        | 6586                    | \$996 | \$1029 | \$1053          | \$1088 | \$1134 | \$1155          | \$1196 | \$1277 | \$1318 | \$1393 | \$1498 |
| <b>LB Task Height Adjustable Chair</b><br>COM Yardage: 0.75<br>Freight Class: 250<br>Product Weight (lbs.): 28<br>Cubic Feet Per Carton: 8.25 (1 per carton) | Upholstered Seat and Back.<br>Ergonomic Features:<br>C, M   |        | OVERALL DIMENSIONS      |       |        | SEAT DIMENSIONS |        |        | BACK DIMENSIONS |        |        |        |        |        |
|  |   |        | W                       | D     | H      | W               | D      | H      | W               | H      |        |        |        |        |
|  |   |        | 24                      | 21.5  | 21.5   | 17              | 16     | 22-32  | 17              | 14.5   |        |        |        |        |
|  |   |        | RTA 1                   | FedEx | ups    |                 |        |        |                 |        |        |        |        |        |
|   | <br>ADJUSTMENTS<br>(2) Pneumatic seat height |        | 1                       | 2     | 3      | 4               | 5      | 6      | 7               | 8      | 9      | 10     | 11     | 12     |
|  |   |        | 6587                    | \$836 | -      | -               | -      | -      | -               | -      | -      | -      | -      | -      |
| <b>LB Task Height Adjustable Chair</b><br>COM Yardage: N/A<br>Freight Class: 250<br>Product Weight (lbs.): 26<br>Cubic Feet Per Carton: 8.25 (1 per carton)  | Polypropylene Seat.<br>Ergonomic Features:<br>C, M  |        | OVERALL DIMENSIONS      |       |        | SEAT DIMENSIONS |        |        | BACK DIMENSIONS |        |        |        |        |        |
|  |   |        | W                       | D     | H      | W               | D      | H      | W               | H      |        |        |        |        |
|  |   |        | 24.0                    | 21.5  | 42.5   | 17              | 16     | 22-32  | 17              | 14.5   |        |        |        |        |
|  |   |        | RTA 1                   | FedEx | ups    |                 |        |        |                 |        |        |        |        |        |

| DESCRIPTION   | FEATURES   | MODEL#          | STANDARD TEXTILE GRADES   |              |          |                        |          |          |                        |          |        |        |        |        |
|---|--|-----------------|---------------------------|--------------|----------|------------------------|----------|----------|------------------------|----------|--------|--------|--------|--------|
|   |  |                 | 1                         | 2            | 3        | 4                      | 5        | 6        | 7                      | 8        | 9      | 10     | 11     | 12     |
| <p><b>6588</b></p> <p><b>6588MB</b></p> <p><b>LB Task Height Adjustable Chair</b><br/>                     COM Yardage: 0.75<br/>                     Freight Class: 250<br/>                     Product Weight (lbs.): 28<br/>                     Cubic Feet Per Carton: 8.25 (1 per carton)</p> | <p><b>ADJUSTMENTS</b><br/>(2) Pneumatic seat height</p> <p>Upholstered Seat.<br/>                     Ergonomic Features:<br/>                     C, M</p>  | <b>6588</b>     | \$944                     | \$977        | \$999    | \$1032                 | \$1084   | \$1100   | \$1142                 | \$1223   | \$1265 | \$1339 | \$1446 | \$1571 |
|   |  | <b>6588MB</b>   | \$923                     | \$956        | \$980    | \$1015                 | \$1063   | \$1080   | \$1123                 | \$1205   | \$1245 | \$1320 | \$1426 | \$1554 |
|   |  |                 | <b>OVERALL DIMENSIONS</b> |              |          | <b>SEAT DIMENSIONS</b> |          |          | <b>BACK DIMENSIONS</b> |          |        |        |        |        |
|   |  |                 | <b>W</b>                  | <b>D</b>     | <b>H</b> | <b>W</b>               | <b>D</b> | <b>H</b> | <b>W</b>               | <b>H</b> |        |        |        |        |
|   |  |                 | 24                        | 21.5         | 42.5     | 17                     | 16       | 22-32    | 17                     | 14.5     |        |        |        |        |
|   |  |                 | <b>RTA 1</b>              | <b>FedEx</b> |          | <b>UPS</b>             |          |          |                        |          |        |        |        |        |
| <p><b>Armless LB Task with Pedestal Base</b><br/>                     COM Yardage: 6.5<br/>                     Freight Class: 250<br/>                     Product Weight (lbs.): 23.5<br/>                     Cubic Feet Per Carton: 6.5</p>   | <p><b>ADJUSTMENTS</b><br/>(2) Pneumatic seat height</p> <p>Upholstered seat &amp; back.<br/>                     Ergonomic features: C</p> <p><b>Available with tablet:</b><br/> <b>Specify (L) left or (R) right tablet.</b><br/> <b>(Example: 6539TL or 6539TR).</b></p> | <b>6539TLPB</b> | \$1331                    | \$1366       | \$1388   | \$1426                 | \$1481   | \$1505   | \$1551                 | \$1628   | \$1686 | \$1750 | \$1884 | \$2027 |
|   |  | <b>6539TRPB</b> |                           |              |          |                        |          |          |                        |          |        |        |        |        |
|   |  |                 | <b>OVERALL DIMENSIONS</b> |              |          | <b>SEAT DIMENSIONS</b> |          |          | <b>BACK DIMENSIONS</b> |          |        |        |        |        |
|   |  |                 | <b>W</b>                  | <b>D</b>     | <b>H</b> | <b>W</b>               | <b>D</b> | <b>H</b> | <b>W</b>               | <b>H</b> |        |        |        |        |
|   |  |                 | 24                        | 20.5         | 31       | 17                     | 15.5     | 16-20    | 17                     | 15       |        |        |        |        |
|   |  |                 | 24                        | 26           | 31       | 17                     | 16       | 16-20    | 17                     | 14.5     |        |        |        |        |
|   |  |                 | <b>RTA 1</b>              | 1 per carton |          |                        |          |          |                        |          |        |        |        |        |

**SPRITZ™**



**Model 6762-6**



**Model 6765C**



**Model 6768-6**

**NESTING FEATURES**

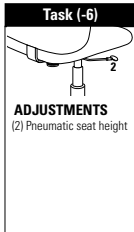


Articulating back on nesting chairs and height adjustable stools.

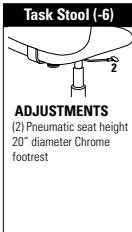


Flip up seat on nesting chairs.

**MECHANISMS OPTIONS**



**Ergonomic Features:**  
C, G, M, N, U



**Ergonomic Features:**  
C, G, M, N, U

**SPRITZ WORK & TASK CHAIRS**



For Spritz Task chairs, please refer to Work + Task section of pricebook.

**STANDARD FEATURES**

- An exceptionally comfortable chair series featuring a sophisticated, translucent mesh and models for all applications.
- Features an auto-adjusting comfort back.
- Spring loaded back reacts to body pressure and articulates 12°.
- Multi-purpose models standard with Global's high quality Soft Descent™ pneumatic lift which slowly and gently lowers the seat height of the chair making it easy to obtain the exact seat height you desire.
- Five prong, injection molded, fiberglass reinforced nylon Black base with **C10** dual wheel carpet casters.
- Nesting chairs have a flip up seat allowing chairs to stack horizontally.
- When nesting horizontal nesting chairs, each additional chair adds 10" to depth.
- Nesting chairs are standard with four Black nylon glides, **C1** carpet casters or with two casters at front, two glides at rear.
- Chairs are "Wall Safe". Rear legs hit the baseboard first leaving clearance between the back of the chair and the wall, saving both the chair and the wall from damage.
- Check textile availability prior to specifying upholstery material.
- Models can be ordered in Leather using appropriate grade.

**OPTIONAL FEATURES**

- For additional caster options, please refer to the Arm and Caster section.
- Optional casters may be priced higher than the standard casters for your chair and the difference will be charged. Lower priced optional casters will not be credited.
- P.

**OPTION CODES**

Please add option codes in the following order:


- **Model number**  
**6762-6** Task Chair w/Arms  
**6763-6** Task Chair without Arms  
**6764** Nesting Chair on Glides  
**6765** Nesting Chair w/arms on Glides  
**6767-6** Height Adjustable Stool without Arms  
**6768-6** Height Adjustable Stool w/Arms
- Add **(-C)** to model number if ordering with casters. Add **(-FC)** to model number if ordering Front casters/rear glides.
- **Fabric**  
Specify fabric code for seat.
- **Frame**  
**(TBL)** Black frame finish..... **Standard**  
**(TSH)** Shadow frame finish..... **Standard**  
**(TTU)** Tungsten frame finish..... **Standard**  
**(CHM)** Chrome frame finish..... **Add \$68**
- **Base** (task models/ height adjustable stools only)  
**(B-BK)** Black nylon base..... **Standard**
- **Casters** (task models /height adjustable stools only)  
**(C10)** Dual wheel carpet casters ..... **Standard**  
**(C10R)** Dual wheel hard floor casters..... **Add \$70**
- **Casters** (nesting models only)  
**(C1)** Dual wheel carpet casters ..... **Standard**  
**(C9R)** Dual wheel hard floor casters..... **Add \$78**
- **Mesh Back**  
**(U1)** Black  
**(U2)** Burgundy  
**(U3)** Blue  
**(U4)** Green  
(colors shown on website)
- **Chair Assembly**  
(task models /height adjustable stools only)  
**(-SU)** Assembled in Box..... **Add \$81**


**EXAMPLE OF ORDER CODE:** (Task models/Height Adjustable Stool Models)


|              |        |       |      |         |      |                |
|--------------|--------|-------|------|---------|------|----------------|
| 6762-6       | WA50   | TBL   | B-BK | C10     | U2   | SU             |
| Model Number | Fabric | Frame | Base | Casters | Mesh | Chair Assembly |


**EXAMPLE OF ORDER CODE:** (Nesting Models)


|              |        |       |         |      |
|--------------|--------|-------|---------|------|
| 6764C        | WA50   | TTU   | C9R     | U2   |
| Model Number | Fabric | Frame | Casters | Mesh |

| DESCRIPTION   | FEATURES | MODEL#        | STANDARD TEXTILE GRADES   |          |              |                        |            |          |                        |          |      |      |      |      |
|---|----------|---------------|---------------------------|----------|--------------|------------------------|------------|----------|------------------------|----------|------|------|------|------|
|   |          |               | 1                         | 2        | 3            | 4                      | 5          | 6        | 7                      | 8        | 9    | 10   | 11   | 12   |
|  <p><b>Task Chair w/Arms</b><br/>COM Yardage: 00.75<br/>Freight Class: 250<br/>Product Weight (lbs.): 29<br/>Cubic Feet Per Carton: 9.75</p> |          | <b>6762-6</b> | 830                       | 865      | 886          | 922                    | 970        | 994      | 1038                   | 1108     | 1162 | 1222 | 1345 | 1479 |
|   |          |               | <b>OVERALL DIMENSIONS</b> |          |              | <b>SEAT DIMENSIONS</b> |            |          | <b>BACK DIMENSIONS</b> |          |      |      |      |      |
|   |          |               | <b>W</b>                  | <b>D</b> | <b>H</b>     | <b>W</b>               | <b>D</b>   | <b>H</b> | <b>W</b>               | <b>H</b> |      |      |      |      |
|   |          |               | 23.5                      | 20.5     | 31           | 18                     | 16.5       | 15.5     | 17                     | 16.5     |      |      |      |      |
|   |          |               | <b>RTA 00</b>             |          | <b>FedEx</b> |                        | <b>ups</b> |          |                        |          |      |      |      |      |

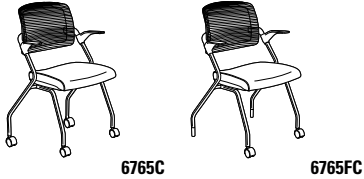
| DESCRIPTION   | FEATURES | MODEL#        | STANDARD TEXTILE GRADES   |          |          |                        |          |          |                        |          |      |      |      |      |
|---|----------|---------------|---------------------------|----------|----------|------------------------|----------|----------|------------------------|----------|------|------|------|------|
|   |          |               | 1                         | 2        | 3        | 4                      | 5        | 6        | 7                      | 8        | 9    | 10   | 11   | 12   |
|  <p><b>Task Chair without Arms</b><br/>COM Yardage: 00.75<br/>Freight Class: 250<br/>Product Weight (lbs.): 28<br/>Cubic Feet Per Carton: 9.75</p> |          | <b>6763-6</b> | 794                       | 827      | 849      | 885                    | 932      | 956      | 1001                   | 1071     | 1126 | 1186 | 1309 | 1443 |
|   |          |               | <b>OVERALL DIMENSIONS</b> |          |          | <b>SEAT DIMENSIONS</b> |          |          | <b>BACK DIMENSIONS</b> |          |      |      |      |      |
|   |          |               | <b>W</b>                  | <b>D</b> | <b>H</b> | <b>W</b>               | <b>D</b> | <b>H</b> | <b>W</b>               | <b>H</b> |      |      |      |      |
|   |          |               | 20.5                      | 20.5     | 31       | 18                     | 16.5     | 15.5     | 17                     | 16.5     |      |      |      |      |
|   |          |               | <b>RTA 00</b>             |          |          |                        |          |          |                        |          |      |      |      |      |

| DESCRIPTION  | FEATURES  | MODEL#      | STANDARD TEXTILE GRADES   |          |              |                        |            |          |                        |          |      |      |      |      |
|--|---|-------------|---------------------------|----------|--------------|------------------------|------------|----------|------------------------|----------|------|------|------|------|
|  |   |             | 1                         | 2        | 3            | 4                      | 5          | 6        | 7                      | 8        | 9    | 10   | 11   | 12   |
|  <p><b>Armless Flip Seat Nesting Chair w/Glides</b><br/>COM Yardage: 00.75<br/>Freight Class: 300<br/>Product Weight (lbs.): 22<br/>Cubic Feet Per Carton: 11.25</p> | Seat Flips up for nesting<br>Ergonomic Features:<br>G, M, N | <b>6764</b> | 689                       | 722      | 744          | 778                    | 826        | 851      | 896                    | 964      | 1020 | 1079 | 1201 | 1336 |
|  |   |             | <b>OVERALL DIMENSIONS</b> |          |              | <b>SEAT DIMENSIONS</b> |            |          | <b>BACK DIMENSIONS</b> |          |      |      |      |      |
|  |   |             | <b>W</b>                  | <b>D</b> | <b>H</b>     | <b>W</b>               | <b>D</b>   | <b>H</b> | <b>W</b>               | <b>H</b> |      |      |      |      |
|  |   |             | 20.5                      | 23       | 33           | 18                     | 17         | 17       | 17                     | 16       |      |      |      |      |
|  |   |             | <b>RTA 00</b>             |          | <b>FedEx</b> |                        | <b>ups</b> |          |                        |          |      |      |      |      |

| DESCRIPTION   | FEATURES   | MODEL#        | STANDARD TEXTILE GRADES   |          |              |                        |            |          |                        |          |      |      |      |      |
|---|--|---------------|---------------------------|----------|--------------|------------------------|------------|----------|------------------------|----------|------|------|------|------|
|   |  |               | 1                         | 2        | 3            | 4                      | 5          | 6        | 7                      | 8        | 9    | 10   | 11   | 12   |
|  <p><b>6764C</b>      <b>6764FC</b></p> <p><b>Armless Flip Seat Nesting Chair w/Casters</b><br/>COM Yardage: 00.75<br/>Freight Class: 300<br/>Product Weight (lbs.): 22<br/>Cubic Feet Per Carton: 11.25</p> | C= Casters all 4 legs<br>FC= Casters on front legs only<br>Seat Flips up for nesting<br>Ergonomic Features:<br>G, M, N | <b>6764C</b>  | 689                       | 722      | 744          | 778                    | 826        | 851      | 896                    | 964      | 1020 | 1079 | 1201 | 1336 |
|   |  | <b>6764FC</b> | 689                       | 722      | 744          | 778                    | 826        | 851      | 896                    | 964      | 1020 | 1079 | 1201 | 1336 |
|   |  |               | <b>OVERALL DIMENSIONS</b> |          |              | <b>SEAT DIMENSIONS</b> |            |          | <b>BACK DIMENSIONS</b> |          |      |      |      |      |
|   |  |               | <b>W</b>                  | <b>D</b> | <b>H</b>     | <b>W</b>               | <b>D</b>   | <b>H</b> | <b>W</b>               | <b>H</b> |      |      |      |      |
|   |  | 20.5          | 23                        | 33       | 18           | 17                     | 17         | 17       | 16                     |          |      |      |      |      |
|   |  |               | <b>RTA 00</b>             |          | <b>FedEx</b> |                        | <b>ups</b> |          |                        |          |      |      |      |      |




| DESCRIPTION   | FEATURES  | MODEL#      | STANDARD TEXTILE GRADES   |          |              |                        |            |          |                        |          |      |      |      |      |
|---|---|-------------|---------------------------|----------|--------------|------------------------|------------|----------|------------------------|----------|------|------|------|------|
|   |   |             | 1                         | 2        | 3            | 4                      | 5          | 6        | 7                      | 8        | 9    | 10   | 11   | 12   |
|  <p><b>Flip Seat Nesting Chair w/Arms &amp; Glides</b><br/>COM Yardage: 0.75<br/>Freight Class: 300<br/>Product Weight (lbs.): 23<br/>Cubic Feet Per Carton: 11.75</p> | Seat Flips up for nesting<br>Ergonomic Features:<br>G, M, N | <b>6765</b> | 734                       | 767      | 789          | 825                    | 872        | 898      | 942                    | 1011     | 1066 | 1126 | 1251 | 1384 |
|   |   |             | <b>OVERALL DIMENSIONS</b> |          |              | <b>SEAT DIMENSIONS</b> |            |          | <b>BACK DIMENSIONS</b> |          |      |      |      |      |
|   |   |             | <b>W</b>                  | <b>D</b> | <b>H</b>     | <b>W</b>               | <b>D</b>   | <b>H</b> | <b>W</b>               | <b>H</b> |      |      |      |      |
|   |   |             | 23.75                     | 23       | 33           | 18.5                   | 17         | 17       | 17                     | 16       |      |      |      |      |
|   |   |             | <b>RTA 00</b>             |          | <b>FedEx</b> |                        | <b>ups</b> |          |                        |          |      |      |      |      |

DESCRIPTION FEATURES MODEL# STANDARD TEXTILE GRADES






**Flip Seat Nesting Chair w/Arms & Casters**  
 COM Yardage: 00.75  
 Freight Class: 300  
 Product Weight (lbs.): 23  
 Cubic Feet Per Carton: 11.75

C= Casters all 4 legs  
 FC=Casters on front legs only  
 Seat Flips up for nesting  
 Ergonomic Features:  
 G, M, N

| MODEL#  | 1   | 2   | 3               | 4   | 5   | 6               | 7   | 8    | 9    | 10   | 11   | 12   |
|---|-----|-----|-----------------|-----|-----|-----------------|-----|------|------|------|------|------|
| 6765C   | 734 | 767 | 789             | 825 | 872 | 898             | 942 | 1011 | 1066 | 1126 | 1251 | 1384 |
| 6765FC  | 734 | 767 | 789             | 825 | 872 | 898             | 942 | 1011 | 1066 | 1126 | 1251 | 1384 |
| OVERALL DIMENSIONS  |     |     | SEAT DIMENSIONS |     |     | BACK DIMENSIONS |     |      |      |      |      |      |
| W   | D   | H   | W               | D   | H   | W               | H   |      |      |      |      |      |
| 23.75   | 23  | 33  | 18.5            | 17  | 17  | 17              | 16  |      |      |      |      |      |
|    |     |     |                 |     |     |                 |     |      |      |      |      |      |






**Armless Height Adjustable Stool**  
 COM Yardage: 00.75  
 Freight Class: 250  
 Product Weight (lbs.): 28  
 Cubic Feet Per Carton: 9.75

| MODEL#  | 1    | 2    | 3               | 4    | 5    | 6               | 7    | 8    | 9    | 10   | 11   | 12   |
|---|------|------|-----------------|------|------|-----------------|------|------|------|------|------|------|
| 6767-6  | 911  | 942  | 964             | 996  | 1043 | 1066            | 1107 | 1175 | 1225 | 1284 | 1401 | 1528 |
| OVERALL DIMENSIONS  |      |      | SEAT DIMENSIONS |      |      | BACK DIMENSIONS |      |      |      |      |      |      |
| W   | D    | H    | W               | D    | H    | W               | H    |      |      |      |      |      |
| 20.5  | 20.5 | 42.5 | 18              | 16.5 | 22   | 17              | 16.5 |      |      |      |      |      |
|    |      |      |                 |      |      |                 |      |      |      |      |      |      |



**Height Adjustable Stool w/Arms**  
 COM Yardage: 00.75  
 Freight Class: 250  
 Product Weight (lbs.): 31  
 Cubic Feet Per Carton: 9.75

| MODEL#  | 1    | 2    | 3               | 4    | 5    | 6               | 7    | 8    | 9    | 10   | 11   | 12   |
|---|------|------|-----------------|------|------|-----------------|------|------|------|------|------|------|
| 6768-6  | 949  | 982  | 1004            | 1037 | 1082 | 1105            | 1145 | 1215 | 1265 | 1323 | 1441 | 1567 |
| OVERALL DIMENSIONS  |      |      | SEAT DIMENSIONS |      |      | BACK DIMENSIONS |      |      |      |      |      |      |
| W   | D    | H    | W               | D    | H    | W               | H    |      |      |      |      |      |
| 23.5  | 20.5 | 42.5 | 18              | 16.5 | 22   | 17              | 16.5 |      |      |      |      |      |
|    |      |      |                 |      |      |                 |      |      |      |      |      |      |

SPYKER™



Armless Chair  
model 6791



Armchair  
model 6790

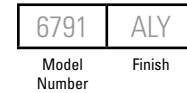
STANDARD FEATURES



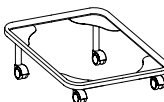
- A comfortable, high quality, lightweight, all polymer stacking chair intended for use indoors or outdoors. Products must be stored inside during extreme and inclement weather. See Global's Outdoor Furniture warranty for additional information.
- Perforations in the chair's seat and back provide ventilation and wet weather drainage.
- Weather resistant, UV resistant and stain resistant with a modern design.
- Chair legs are equipped with translucent non-marking glides as standard. Suitable for outdoor environments, carpet and hard surface flooring.
- All Spyker products are only available through Global's InStock program. Contact CustomerCare for lead times and quotation for quantities beyond InStock inventory.

- Chairs are stocked in 3 plastic finishes:  
Alloy (**ALY**)  
Char (**CHA**)  
Milk (**MLK**)
- No upholstery options available.
- Rated to 300 lbs.
- Spyker achieves its strength and durability using glass filled polymer. Evidence of this material may be visible on the surface and is often more evident in darker colors.

| Chair Stacking Capability |                 |                          |
|---------------------------|-----------------|--------------------------|
|                           | Stacks on floor | Stacks on dolly          |
| <b>Armless</b>            |                 |                          |
| 6791                      | up to 10 high   | up to 12 high (use 6783) |
| <b>With Arms</b>          |                 |                          |
| 6790                      | up to 7 high    | up to 7 high (use 6783)  |

EXAMPLE OF SPYKER ORDER CODE:



| DESCRIPTION  | FEATURES   | MODEL#                             | STANDARD TEXTILE GRADES  |       |                                 |       |       |                               |    |   |   |    |    |    |
|--|--|------------------------------------|--|-------|---------------------------------|-------|-------|-------------------------------|----|---|---|----|----|----|
|  |  |                                    | 1  | 2     | 3                               | 4     | 5     | 6                             | 7  | 8 | 9 | 10 | 11 | 12 |
| <br><b>Arm Chair</b><br>COM Yardage: N/A<br>Freight Class: 92.5<br>Product Weight (lbs.): 9<br>Cubic Feet Per Carton: 16.24 (4 per carton)           | Stacks 7 high on floor.<br>Stacks 7 high on dolly.   | 6790                               | 276  |       |                                 |       |       |                               |    |   |   |    |    |    |
|  |  | <b>OVERALL DIMENSIONS</b><br>W D H |  |       | <b>SEAT DIMENSIONS</b><br>W D H |       |       | <b>BACK DIMENSIONS</b><br>W H |    |   |   |    |    |    |
|  |  | 23.23                              | 20.86  | 31.29 | 17                              | 17.75 | 17.71 | 17                            | 15 |   |   |    |    |    |
|  |  |                                    | RTA 00 FedEx UPS 4 per carton (pricing and specifications are for one chair) |       |                                 |       |       |                               |    |   |   |    |    |    |
| <br><b>Armless Chair</b><br>COM Yardage: N/A<br>Freight Class: 92.5<br>Product Weight (lbs.): 8.2<br>Cubic Feet Per Carton: 14.08 (4 per carton)    | Stacks 10 high on floor.<br>Stacks 12 high on dolly. | 6791                               | 247  |       |                                 |       |       |                               |    |   |   |    |    |    |
|  |  | <b>OVERALL DIMENSIONS</b><br>W D H |  |       | <b>SEAT DIMENSIONS</b><br>W D H |       |       | <b>BACK DIMENSIONS</b><br>W H |    |   |   |    |    |    |
|  |  | 17.91                              | 20.86  | 31.29 | 17                              | 17.75 | 17.71 | 17                            | 15 |   |   |    |    |    |
|  |  |                                    | RTA 00 4 per carton (pricing and specifications are for one chair)           |       |                                 |       |       |                               |    |   |   |    |    |    |
| <br><b>Dolly for Spyker and Bakhita Chairs</b><br>COM Yardage: N/A<br>Freight Class: 250<br>Product Weight (lbs.): 11<br>Cubic Feet Per Carton: 2.9 |  | 6783                               | 367  |       |                                 |       |       |                               |    |   |   |    |    |    |
|  |  | <b>OVERALL DIMENSIONS</b><br>W D H |  |       | <b>SEAT DIMENSIONS</b><br>W D H |       |       | <b>BACK DIMENSIONS</b><br>W H |    |   |   |    |    |    |
|  |  | 19.75                              | 23.25  | 9.75  |                                 |       |       |                               |    |   |   |    |    |    |
|  |  |                                    | RTA 00 FedEx UPS 1 per carton  |       |                                 |       |       |                               |    |   |   |    |    |    |

## STREAM



model 2075APP  
Stacking, 4-Leg Arm Chair



model 2076NPU  
Stacking, Sled Base Chair, Armless



model 2075APPT  
4-Leg Chair, w/Tablet



model 2075CSAPP  
Stacking Bar Stool, w/Arms



model 2073APP  
Titrer Chair w/Arms

|   | Stream Chairs Stacking Capability |                      | Stream Stools Stacking Capability |
|---|-----------------------------------|----------------------|-----------------------------------|
|   | Chair Stacking Capability         |                      | Stool Stacking Capability         |
|   | Stacks on floor                   | Stacks on dolly 2085 | Stacks on floor only              |
| <b>Four-Leg (Glide/Caster) + Sled Base Models</b> |                                   |                      |                                   |
| Polypropylene seat                                | up to 5 high                      | up to 15 high        | up to 5 high                      |
| Poly back & Upholstered seat                      | up to 5 high                      | up to 10 high        | up to 5 high                      |
| Upholstered seat & back                           | up to 5 high                      | up to 10 high        | up to 5 high                      |

## STANDARD FEATURES

- Stream multi-purpose product family includes: four-leg, sled base and 5 star base chairs in addition to bar, counter and height adjustable stools.
- Seats and backs are made of perforated polypropylene, with or without arms. Choose from 14 finishes, arm color matches seat/back finish.
- Four-leg and sled base chairs and stools are stackable. See stacking chart for details. Bases are available in 20 painted or four metallic finishes (see upcharges).
- Four-leg chair models are available with glides or casters, see upcharge. Chairs stack with glides and casters.
- A selection of glide options is available. Glides must be chosen to best suit flooring type and site conditions. For more information, please refer to the glide section.
- Bullet-shaped glides may be specified in any plastic color. A natural, non-marking bullet-shaped glide is available where colored glides may be a concern. Bullet-shaped glides are not recommended for LVT flooring.
- Glides are included on sled base chairs. Select black or opaque, non-marking glide finish.
- Upholstered models are equipped with a color matching shroud beneath the seat.
- Tablet models are available. Backpack racks are available on four-leg models only.
- Chairs with tablet or backpack racks do not stack.
- Tablet arms are extremely rugged and meet ANSI-BIFMA testing requirements. Tablets hinge up to allow ease of egress and slide forward and back to comfortably fit most users.
- Standard tablet size is 18"D x 14.5"W and is made of Black polymer (D8). Tablets are specified left (LT) or right (RT) as seated.
- Five-star base chairs have a swivel tilt mechanism.
- Height adjustable stools have a simple swivel mechanism.
- Five-star and height-adjustable stool bases are Black nylon or Polished Aluminum (see upcharge). Dual wheel casters are available for carpet or hard floor casters. See upcharge.
- Check textile availability prior to specifying upholstery material.

## OPTIONAL FEATURES


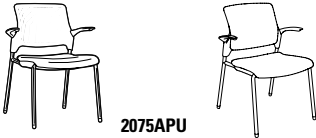

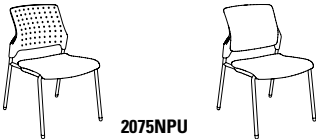

- An optional 18.5"D x 18.5"W high pressure laminate writing tablet is available. The core is hardwood veneer plywood with radiused edge finished in clear lacquer. This writing tablet is offered in the following finishes: Black (BLK), Clear Maple (CMB), Designer White (DWT) and Noce Grigio (NGL). Please specify. Add \$68.








Add options codes in the following order:









- Model number**  
Enter Model number.
- Textile** (UU and PU models)  
Specify textile code for back (UU models only). Specify textile code for seat (PU, UU models only).
- Seat/back finish** (no upcharge)  
(BZB) Buzz Blue (CCT) Cactus  
(CRB) Carrot (IVC) Cloud  
(DJN) Dijon (EGP) Eggplant  
(FOG) Fog (FRO) Frost  
(INK) Ink (LAB) Latte  
(BLK) Night (SND) Sand  
(SAR) Scarlet (SHW) Shadow
- Frame Type** (four-leg base models)  
(FG) Glides  
(FC) Casters. Add \$117
- Glide Type** (four-leg base)  
(BG) Bullet Glide for Some Hard Floor and Carpeted Surfaces.  
(FG) Felt Glide for Most Hard Floor Surfaces. Add \$36.  
(RG) Rubber Non-slip Glide for Most Hard Floor Surfaces. Add \$36.  
(SG) Steel Cushioned Glide for Carpeted Surfaces. Add \$36.
- Bullet glide finish** (four-legged chair and stool models)  
(BZB) Buzz Blue (CCT) Cactus  
(CRB) Carrot (IVC) Cloud  
(DJN) Dijon (EGP) Eggplant  
(FOG) Fog (FRO) Frost  
(INK) Ink (LAB) Latte  
(BLK) Night (SND) Sand  
(SAR) Scarlet (SHW) Shadow  
(NAT) Natural non-marking
- Glide Type** (sled base models)  
(GL) Black glides.  
(NM) Opaque non-marking glides.
- Frame Finish** (Four-legged/sled base models only)  
(TBL) Black (TBZ) Buzz Blue  
(TCC) Cactus (TCR) Carrot  
(TDJ) Dijon (TDW) Designer White  
(TEG) Eggplant (TFO) Fog  
(TFR) Frost (TIN) Ink  
(TIV) Cloud (TKA) Kalua  
(TLA) Latte (TMO) Mocha  
(TOA) Toast (TNE) Nevada  
(TSH) Shadow (TSN) Sand  
(TSR) Scarlet (TTU) Tungsten  
Metallic Finishes: Chairs Stools  
(BCH) Brushed Chrome Add \$184 Add \$274  
(CHM) Chrome. Add \$51 Add \$98  
**Caster type** (four-leg with FC caster selection)  
(DC) C107 carpet.  
(RC) C107R hard floor. Add \$25.
- Base (five star base models)**  
(B7) Black nylon base. No upcharge.  
(A7) Polished Aluminum base. Add 177.
- Caster type (Five star base)**  
(82) 82 dual wheel carpet casters. No upcharge.  
(8R) 8R dual wheel hard floor casters. Add \$94.
- Tablet** ("T" models)  
(LT) Left  
(RT) Right
- Tablet option** ("T" models)  
(D8) Black polymer. Black polymer 18"Dx14.5"W. No upcharge.  
Laminate finish (18.5"D x 18.5"W). Add \$68  
(BLK) Black laminate. Add \$68.  
(CMB) Clear Maple laminate. Add \$68.  
(DWT) Designer White laminate. Add \$68.  
(NGL) Noce Grigio laminate. Add \$68.









## EXAMPLE STREAM ORDER CODE:




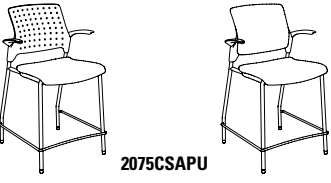

|         |              |              |                  |                |             |              |             |        |               |
|---------|--------------|--------------|------------------|----------------|-------------|--------------|-------------|--------|---------------|
| 2075NPP | -            | -            | -IVC             | -FG            | -BLK        | -CHM         | -           | -      | -             |
| Model # | Back textile | Seat textile | Seat/back finish | Glides/Casters | Glide color | Frame finish | Caster type | Tablet | Tablet finish |

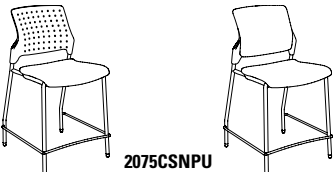
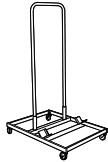

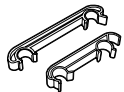

| DESCRIPTION   | FEATURES   | MODEL#  | STANDARD TEXTILE GRADES  |          |          |                        |          |          |                        |          |   |    |    |    |  |  |  |
|---|--|---|--|----------|----------|------------------------|----------|----------|------------------------|----------|---|----|----|----|--|--|--|
|   |  |   | 1  | 2        | 3        | 4                      | 5        | 6        | 7                      | 8        | 9 | 10 | 11 | 12 |  |  |  |
|  <p><b>Armchair</b><br/>COM Yardage: N/A<br/>Freight Class: 250<br/>Product Weight (lbs.): 15.5<br/>Cubic Feet Per Carton: 14</p>      | <p>Glides + Casters<br/>Stacks 5 high on floor.<br/>Stacks 15 high on dolly.</p>                       | <p><b>2075APP</b> 523<br/>Polypropylene seat &amp; back</p>   |  |          |          |                        |          |          |                        |          |   |    |    |    |  |  |  |
|   |  |   | <b>OVERALL DIMENSIONS</b>  |          |          | <b>SEAT DIMENSIONS</b> |          |          | <b>BACK DIMENSIONS</b> |          |   |    |    |    |  |  |  |
|   |  |   | <b>W</b>   | <b>D</b> | <b>H</b> | <b>W</b>               | <b>D</b> | <b>H</b> | <b>W</b>               | <b>H</b> |   |    |    |    |  |  |  |
|   |  |   | 24   | 25       | 33.25    | 18                     | 18       | 17       | 16                     | 16.5     |   |    |    |    |  |  |  |
|   |  |   | <p><b>RTA 00</b> 4 per carton (pricing and specifications are for one seat unit)</p> |          |          |                        |          |          |                        |          |   |    |    |    |  |  |  |
|  <p><b>2075APU</b>      <b>2075AAU</b></p>   | <p>Glides + Casters<br/>Stacks 5 high on floor.<br/>Stacks 10 high on dolly.</p>                       | <p><b>2075APU</b> 716 743 764 792 835 853 892 952 997 1049 1154 1268<br/>Upholstered seat</p> <p><b>2075AAU</b> 836 863 884 911 955 973 1012 1072 1117 1170 1275 1390<br/>Upholstered seat &amp; back</p> |  |          |          |                        |          |          |                        |          |   |    |    |    |  |  |  |
|   |  |   | <b>OVERALL DIMENSIONS</b>  |          |          | <b>SEAT DIMENSIONS</b> |          |          | <b>BACK DIMENSIONS</b> |          |   |    |    |    |  |  |  |
|   |  |   | <b>W</b>   | <b>D</b> | <b>H</b> | <b>W</b>               | <b>D</b> | <b>H</b> | <b>W</b>               | <b>H</b> |   |    |    |    |  |  |  |
|   |  |   | 24   | 25       | 33.25    | 17.5                   | 18       | 17.5     | 16                     | 16       |   |    |    |    |  |  |  |
|   |  |   | <p><b>RTA 00</b> 4 per carton (pricing and specifications are for one seat unit)</p> |          |          |                        |          |          |                        |          |   |    |    |    |  |  |  |
|  <p><b>Armless Chair</b><br/>COM Yardage: N/A<br/>Freight Class: 250<br/>Product Weight: 12.25<br/>Cubic Feet Per Carton: 13</p>       | <p>Glides + Casters<br/>Stacks 5 high on floor.<br/>Stacks 15 high on dolly.</p>                       | <p><b>2075NPP</b> 407<br/>Polypropylene seat &amp; back</p>   |  |          |          |                        |          |          |                        |          |   |    |    |    |  |  |  |
|   |  |   | <b>OVERALL DIMENSIONS</b>  |          |          | <b>SEAT DIMENSIONS</b> |          |          | <b>BACK DIMENSIONS</b> |          |   |    |    |    |  |  |  |
|   |  |   | <b>W</b>   | <b>D</b> | <b>H</b> | <b>W</b>               | <b>D</b> | <b>H</b> | <b>W</b>               | <b>H</b> |   |    |    |    |  |  |  |
|   |  |   | 20.5   | 25       | 33.25    | 18                     | 18       | 18       | 16                     | 16.5     |   |    |    |    |  |  |  |
|   |  |   | <p><b>RTA 00</b> 4 per carton (pricing and specifications are for one seat unit)</p> |          |          |                        |          |          |                        |          |   |    |    |    |  |  |  |
|  <p><b>2075NPU</b>      <b>2075NUU</b></p>   | <p>Glides + Casters<br/>Stacks 5 high on floor.<br/>Stacks 10 high on dolly.</p>                       | <p><b>2075NPU</b> 608 635 654 681 720 740 776 834 879 928 1030 1140<br/>Upholstered seat</p> <p><b>2075NUU</b> 724 752 772 798 838 858 893 952 998 1046 1150 1258<br/>Upholstered seat &amp; back</p>     |  |          |          |                        |          |          |                        |          |   |    |    |    |  |  |  |
|   |  |   | <b>OVERALL DIMENSIONS</b>  |          |          | <b>SEAT DIMENSIONS</b> |          |          | <b>BACK DIMENSIONS</b> |          |   |    |    |    |  |  |  |
|   |  |   | <b>W</b>   | <b>D</b> | <b>H</b> | <b>W</b>               | <b>D</b> | <b>H</b> | <b>W</b>               | <b>H</b> |   |    |    |    |  |  |  |
|   |  |   | 20.5   | 25       | 33.25    | 18                     | 18       | 17.5     | 16                     | 16       |   |    |    |    |  |  |  |
|   |  |   | <p><b>RTA 00</b> 4 per carton (pricing and specifications are for one seat unit)</p> |          |          |                        |          |          |                        |          |   |    |    |    |  |  |  |
|  <p><b>Armchair w/Tablet</b><br/>COM Yardage: N/A<br/>Freight Class: 300<br/>Product Weight: 26<br/>Cubic Feet Per Carton: 14.75</p> | <p>Specify (L) left or (R) right tablet<br/>(Example: 2075APPTL or 2075APPTR).<br/>Does not stack.</p> | <p><b>2075APPT</b> 857<br/>Polypropylene seat &amp; back</p>  |  |          |          |                        |          |          |                        |          |   |    |    |    |  |  |  |
|   |  |   | <b>OVERALL DIMENSIONS</b>  |          |          | <b>SEAT DIMENSIONS</b> |          |          | <b>BACK DIMENSIONS</b> |          |   |    |    |    |  |  |  |
|   |  |   | <b>W</b>   | <b>D</b> | <b>H</b> | <b>W</b>               | <b>D</b> | <b>H</b> | <b>W</b>               | <b>H</b> |   |    |    |    |  |  |  |
|   |  |   | 26.5   | 27.25    | 33.25    | 18                     | 18       | 17       | 16                     | 16.5     |   |    |    |    |  |  |  |
|   |  |   | <p><b>RTA 00</b> 1 per carton</p>  |          |          |                        |          |          |                        |          |   |    |    |    |  |  |  |







| DESCRIPTION  | FEATURES  | MODEL# | STANDARD TEXTILE GRADES  |   |   |                                 |   |   |                               |   |   |    |    |    |  |  |  |
|--|---|--------|--|---|---|---------------------------------|---|---|-------------------------------|---|---|----|----|----|--|--|--|
|  |   |        | 1  | 2 | 3 | 4                               | 5 | 6 | 7                             | 8 | 9 | 10 | 11 | 12 |  |  |  |
| <br><b>2075NPUT</b>                           | <br><b>2075NUUT</b>  |        | <b>2075NPUT</b> 934 963 985 1018 1065 1086 1129 1195 1247 1305 1423 1549<br>Upholstered seat           |   |   |                                 |   |   |                               |   |   |    |    |    |  |  |  |
|  |   |        | <b>2075NUUT</b> 1054 1083 1105 1138 1184 1205 1248 1313 1365 1421 1537 1662<br>Upholstered seat & back |   |   |                                 |   |   |                               |   |   |    |    |    |  |  |  |
| <b>Armless Chair w/Tablet</b><br>COM Yardage: 0.75<br>Freight Class: 250<br>Product Weight: 31<br>Cubic Feet Per Carton: 14.75 |   |        | <b>Specify (L) left or (R) right tablet</b><br><br>Does not stack.                                     |   |   | <b>RTA 00</b>                   |   |   | 1 per carton                  |   |   |    |    |    |  |  |  |
|   |   |        | <b>2075NPPT</b> 741<br>Polypropylene seat & back   |   |   |                                 |   |   |                               |   |   |    |    |    |  |  |  |
|  |   |        | <b>OVERALL DIMENSIONS</b><br>W D H   |   |   | <b>SEAT DIMENSIONS</b><br>W D H |   |   | <b>BACK DIMENSIONS</b><br>W H |   |   |    |    |    |  |  |  |
| <b>Armless Chair w/Tablet</b><br>COM Yardage: N/A<br>Freight Class: 300<br>Product Weight: 26<br>Cubic Feet Per Carton: 14.75  |   |        | <b>Specify (L) left or (R) right tablet</b><br><br>Does not stack.                                     |   |   | <b>RTA 00</b>                   |   |   | 1 per carton                  |   |   |    |    |    |  |  |  |
| <br><b>2075NPUT</b>                          | <br><b>2075NUUT</b> |        | <b>2075NPUT</b> 934 963 985 1018 1065 1086 1129 1195 1247 1305 1423 1549<br>Upholstered seat           |   |   |                                 |   |   |                               |   |   |    |    |    |  |  |  |
|  |   |        | <b>2075NUUT</b> 1054 1083 1105 1138 1184 1205 1248 1313 1365 1421 1537 1662<br>Upholstered seat & back |   |   |                                 |   |   |                               |   |   |    |    |    |  |  |  |
| <b>Armless Chair w/Tablet</b><br>COM Yardage: 0.75<br>Freight Class: 300<br>Product Weight: 29<br>Cubic Feet Per Carton: 14.75 |   |        | <b>Specify (L) left or (R) right tablet</b><br><br>Does not stack.                                     |   |   | <b>RTA 00</b>                   |   |   | 1 per carton                  |   |   |    |    |    |  |  |  |
|   |   |        | <b>2075BRAPP</b> 681<br>Polypropylene seat & back  |   |   |                                 |   |   |                               |   |   |    |    |    |  |  |  |
|  |   |        | <b>OVERALL DIMENSIONS</b><br>W D H   |   |   | <b>SEAT DIMENSIONS</b><br>W D H |   |   | <b>BACK DIMENSIONS</b><br>W H |   |   |    |    |    |  |  |  |
| <b>Armchair w/Backpack Rack</b><br>COM Yardage: N/A<br>Freight Class: 300<br>Product Weight: 24<br>Cubic Feet Per Carton: 14   |   |        | Does not stack.  |   |   | <b>RTA 00</b>                   |   |   | 1 per carton                  |   |   |    |    |    |  |  |  |
|   |   |        | <b>2075BRNPP</b> 573<br>Polypropylene seat & back  |   |   |                                 |   |   |                               |   |   |    |    |    |  |  |  |
|  |   |        | <b>OVERALL DIMENSIONS</b><br>W D H   |   |   | <b>SEAT DIMENSIONS</b><br>W D H |   |   | <b>BACK DIMENSIONS</b><br>W H |   |   |    |    |    |  |  |  |
| <b>Armless Chair w/Backpack Rack</b><br>COM Yardage: N/A<br>Freight Class: 300<br>Product Weight: 20                           |   |        | Does not stack.  |   |   | <b>RTA 00</b>                   |   |   | 1 per carton                  |   |   |    |    |    |  |  |  |

| DESCRIPTION  | FEATURES | MODEL# | STANDARD TEXTILE GRADES                             |        |        |               |        |        |   |        |        |        |        |        |
|--|----------|--------|---|--------|--------|---------------|--------|--------|---|--------|--------|--------|--------|--------|
|  |          |        | 1   | 2      | 3      | 4             | 5      | 6      | 7   | 8      | 9      | 10     | 11     | 12     |
| <br><b>2075BRNPU</b>  |          |        | 766   | 795    | 816    | 846           | 890    | 911    | 950   | 1012   | 1060   | 1114   | 1222   | 1340   |
|  |          |        | Upholstered seat                                    |        |        |               |        |        |   |        |        |        |        |        |
| <br><b>2075BRNUU</b>  |          |        | 889   | 917    | 938    | 968           | 1011   | 1032   | 1070  | 1134   | 1181   | 1234   | 1344   | 1462   |
|  |          |        | Upholstered seat & back                             |        |        |               |        |        |   |        |        |        |        |        |
| <b>Armless Chair w/Backpack Rack</b><br>COM Yardage: 0.75<br>Freight Class: 300<br>Product Weight: 23<br>Cubic Feet Per Carton: 13               |          |        | Does not stack.                                     |        |        | <b>RTA 00</b> |        |        | 1 per carton  |        |        |        |        |        |
|   |          |        | 1   | 2      | 3      | 4             | 5      | 6      | 7   | 8      | 9      | 10     | 11     | 12     |
|  |          |        | <b>2075BRNPPT 900</b><br>Polypropylene seat & back  |        |        |               |        |        |   |        |        |        |        |        |
| <b>Armless Chair w/Backpack Rack and Tablet</b><br>COM Yardage: N/A<br>Freight Class: 250<br>Product Weight: 30<br>Cubic Feet Per Carton: 14.75  |          |        | Specify (L) left or (R) right tablet                |        |        | <b>RTA 00</b> |        |        | 1 per carton  |        |        |        |        |        |
| Does not stack.  |          |        |   |        |        |               |        |        |   |        |        |        |        |        |
| <br><b>2075BRNPUT</b>  |          |        | \$1092  | \$1121 | \$1143 | \$1175        | \$1219 | \$1242 | \$1282  | \$1348 | \$1397 | \$1453 | \$1569 | \$1691 |
|  |          |        | Upholstered seat                                    |        |        |               |        |        |   |        |        |        |        |        |
| <br><b>2075BRNUUT</b>  |          |        | 1215  | 1244   | 1265   | 1298          | 1341   | 1363   | 1404  | 1468   | 1518   | 1575   | 1689   | 1811   |
|  |          |        | Upholstered seat & back                             |        |        |               |        |        |   |        |        |        |        |        |
| <b>Armless Chair w/Backpack Rack and Tablet</b><br>COM Yardage: 0.75<br>Freight Class: 250<br>Product Weight: 32<br>Cubic Feet Per Carton: 14.75 |          |        | Specify (L) left or (R) right tablet                |        |        | <b>RTA 00</b> |        |        | 1 per carton  |        |        |        |        |        |
| Does not stack.  |          |        |   |        |        |               |        |        |   |        |        |        |        |        |
|   |          |        | 1   | 2      | 3      | 4             | 5      | 6      | 7   | 8      | 9      | 10     | 11     | 12     |
|  |          |        | <b>2076APP \$587</b><br>Polypropylene seat & back   |        |        |               |        |        |   |        |        |        |        |        |
| <b>Armchair w/Sled Base</b><br>COM Yardage: N/A<br>Freight Class: 250<br>Product Weight: 14<br>Cubic Feet Per Carton: 14                         |          |        | Stacks 5 high on floor.<br>Stacks 15 high on dolly. |        |        | <b>RTA 00</b> |        |        | 4 per carton (pricing and specifications are for one seat unit) |        |        |        |        |        |
|  |          |        |   |        |        |               |        |        |   |        |        |        |        |        |
| <br><b>2076APU</b>  |          |        | 779   | 807    | 827    | 857           | 898    | 917    | 956   | 1016   | 1061   | 1114   | 1219   | 1334   |
|  |          |        | Upholstered seat                                    |        |        |               |        |        |   |        |        |        |        |        |
| <br><b>2076AUU</b>  |          |        | 901   | 930    | 950    | 980           | 1022   | 1041   | 1079  | 1139   | 1188   | 1238   | 1347   | 1461   |
|  |          |        | Upholstered seat & back                             |        |        |               |        |        |   |        |        |        |        |        |
| <b>Armchair w/Sled Base</b><br>COM Yardage: 0.75<br>Freight Class: 250<br>Product Weight: 19.5<br>Cubic Feet Per Carton: 14                      |          |        | Stacks 5 high on floor.<br>Stacks 10 high on dolly. |        |        | <b>RTA 00</b> |        |        | 4 per carton (pricing and specifications are for one seat unit) |        |        |        |        |        |
|  |          |        |   |        |        |               |        |        |   |        |        |        |        |        |

| DESCRIPTION  | FEATURES  | MODEL#  | STANDARD TEXTILE GRADES   |   |   |               |   |   |   |   |   |    |    |    |
|--|---|---|---|---|---|---------------|---|---|---|---|---|----|----|----|
|  |   |   | 1   | 2 | 3 | 4             | 5 | 6 | 7   | 8 | 9 | 10 | 11 | 12 |
| <br><b>2076APU</b>                             | <br><b>2076AAU</b>     |   |   |   |   |               |   |   |   |   |   |    |    |    |
|  |   | <b>2076APU</b> 779 807 827 857 898 917 956 1016 1061 1114 1219 1334<br>Upholstered seat       | <b>2076AAU</b> 901 930 950 980 1022 1041 1079 1139 1188 1238 1347 1461<br>Upholstered seat & back       |   |   |               |   |   |   |   |   |    |    |    |
| <b>Armchair w/Sled Base</b><br>COM Yardage: 0.75<br>Freight Class: 250<br>Product Weight: 19.5<br>Cubic Feet Per Carton: 14    |   |   | Stacks 5 high on floor.<br>Stacks 10 high on dolly.   |   |   | <b>RTA 00</b> |   |   | 4 per carton (pricing and specifications are for one seat unit) |   |   |    |    |    |
|   |   |   |   |   |   |               |   |   |   |   |   |    |    |    |
|  | <b>2076NPP</b> 470<br>Polypropylene seat & back   |   |   |   |   |               |   |   |   |   |   |    |    |    |
| <b>Armless Chair w/Sled Base</b><br>COM Yardage: N/A<br>Freight Class: 250<br>Product Weight: 12<br>Cubic Feet Per Carton: 13  |   |   | Stacks 5 high on floor.<br>Stacks 15 high on dolly.   |   |   | <b>RTA 00</b> |   |   | 4 per carton (pricing and specifications are for one seat unit) |   |   |    |    |    |
| <br><b>2076NPU</b>                            | <br><b>2076NUU</b>    |   |   |   |   |               |   |   |   |   |   |    |    |    |
|  |   | <b>2076NPU</b> 664 691 710 737 776 796 832 890 935 984 1084 1195<br>Upholstered seat          | <b>2076NUU</b> 786 813 833 860 899 919 955 1014 1059 1108 1212 1321<br>Upholstered seat & back          |   |   |               |   |   |   |   |   |    |    |    |
| <b>Armless Chair w/Sled Base</b><br>COM Yardage: 0.75<br>Freight Class: 150<br>Product Weight: 15<br>Cubic Feet Per Carton: 13 |   |   | Stacks 5 high on floor.<br>Stacks 10 high on dolly.   |   |   | <b>RTA 00</b> |   |   | 4 per carton (pricing and specifications are for one seat unit) |   |   |    |    |    |
|   |   |   |   |   |   |               |   |   |   |   |   |    |    |    |
|  | <b>2075BSAPP</b> 740<br>Polypropylene seat & back   |   |   |   |   |               |   |   |   |   |   |    |    |    |
| <b>Bar Stool w/Arms</b><br>COM Yardage: N/A<br>Freight Class: 250<br>Product Weight: 25<br>Cubic Feet Per Carton: 10.75        |   |   | Stacks 5 high on floor.   |   |   | <b>RTA 00</b> |   |   | 2 per carton (pricing and specifications are for one seat unit) |   |   |    |    |    |
| <br><b>2075BSAPU</b>                         | <br><b>2075BSAAU</b> |   |   |   |   |               |   |   |   |   |   |    |    |    |
|  |   | <b>2075BSAPU</b> 932 960 981 1012 1054 1075 1114 1178 1226 1280 1390 1509<br>Upholstered seat | <b>2075BSAAU</b> 1053 1081 1102 1132 1175 1196 1235 1299 1346 1401 1511 1628<br>Upholstered seat & back |   |   |               |   |   |   |   |   |    |    |    |
| <b>Bar Stool w/Arms</b><br>COM Yardage: 0.75<br>Freight Class: 250<br>Product Weight: 28<br>Cubic Feet Per Carton: 21.5        |   |   | Stacks 5 high on floor.   |   |   | <b>RTA 00</b> |   |   | 2 per carton (pricing and specifications are for one seat unit) |   |   |    |    |    |

| DESCRIPTION  | FEATURES                | MODEL#   | STANDARD TEXTILE GRADES   |          |          |                        |          |          |                        |          |   |    |    |    |  |  |  |
|--|-------------------------|--|---|----------|----------|------------------------|----------|----------|------------------------|----------|---|----|----|----|--|--|--|
|  |                         |  | 1   | 2        | 3        | 4                      | 5        | 6        | 7                      | 8        | 9 | 10 | 11 | 12 |  |  |  |
|  <p><b>Armless Bar Stool</b><br/>COM Yardage: N/A<br/>Freight Class: 250<br/>Product Weight: 21<br/>Cubic Feet Per Carton: 17.75</p>                                      | Stacks 5 high on floor. | 2075BSNPP 625<br>Polypropylene seat & back   |   |          |          |                        |          |          |                        |          |   |    |    |    |  |  |  |
|  |                         |  | <b>OVERALL DIMENSIONS</b>                                       |          |          | <b>SEAT DIMENSIONS</b> |          |          | <b>BACK DIMENSIONS</b> |          |   |    |    |    |  |  |  |
|  |                         |  | <b>W</b>  | <b>D</b> | <b>H</b> | <b>W</b>               | <b>D</b> | <b>H</b> | <b>W</b>               | <b>H</b> |   |    |    |    |  |  |  |
|  |                         |  | 22  | 24.75    | 45       | 18                     | 18       | 29       | 16                     | 16.5     |   |    |    |    |  |  |  |
|  |                         | <b>RTA 00</b>  | 2 per carton (pricing and specifications are for one seat unit) |          |          |                        |          |          |                        |          |   |    |    |    |  |  |  |
|  <p>2075BSNPU      2075BSNUU</p> <p><b>Armless Bar Stool</b><br/>COM Yardage: 0.75<br/>Freight Class: 250<br/>Product Weight: 24<br/>Cubic Feet Per Carton: 17.75</p>     | Stacks 5 high on floor. | 2075BSNPU 817 845 865 895 936 955 994 1054 1099 1152 1258 1372<br>Upholstered seat<br><br>2075BSNUU 938 967 987 1017 1059 1078 1116 1177 1225 1275 1385 1498<br>Upholstered seat & back        |   |          |          |                        |          |          |                        |          |   |    |    |    |  |  |  |
|  |                         |  | <b>OVERALL DIMENSIONS</b>                                       |          |          | <b>SEAT DIMENSIONS</b> |          |          | <b>BACK DIMENSIONS</b> |          |   |    |    |    |  |  |  |
|  |                         |  | <b>W</b>  | <b>D</b> | <b>H</b> | <b>W</b>               | <b>D</b> | <b>H</b> | <b>W</b>               | <b>H</b> |   |    |    |    |  |  |  |
|  |                         |  | 22  | 24.75    | 45       | 18                     | 18       | 29.5     | 16                     | 16       |   |    |    |    |  |  |  |
|  |                         | <b>RTA 00</b>  | 2 per carton (pricing and specifications are for one seat unit) |          |          |                        |          |          |                        |          |   |    |    |    |  |  |  |
|  <p><b>Counter Stool w/Arms</b><br/>COM Yardage: N/A<br/>Freight Class: 250<br/>Product Weight: 24<br/>Cubic Feet Per Carton: 21.5</p>                                   | Stacks 5 high on floor. | 2075CSAPP 740<br>Polypropylene seat & back   |   |          |          |                        |          |          |                        |          |   |    |    |    |  |  |  |
|  |                         |  | <b>OVERALL DIMENSIONS</b>                                       |          |          | <b>SEAT DIMENSIONS</b> |          |          | <b>BACK DIMENSIONS</b> |          |   |    |    |    |  |  |  |
|  |                         |  | <b>W</b>  | <b>D</b> | <b>H</b> | <b>W</b>               | <b>D</b> | <b>H</b> | <b>W</b>               | <b>H</b> |   |    |    |    |  |  |  |
|  |                         |  | 24  | 24.75    | 40       | 18                     | 18       | 24       | 16                     | 16.5     |   |    |    |    |  |  |  |
|  |                         | <b>RTA 00</b>  | 2 per carton (pricing and specifications are for one seat unit) |          |          |                        |          |          |                        |          |   |    |    |    |  |  |  |
|  <p>2075CSAPU      2075CSAAU</p> <p><b>Counter Stool w/Arms</b><br/>COM Yardage: 0.75<br/>Freight Class: 250<br/>Product Weight: 27<br/>Cubic Feet Per Carton: 21.5</p> | Stacks 5 high on floor. | 2075CSAPU 932 963 984 1017 1064 1087 1129 1196 1250 1307 1426 1554<br>Upholstered seat<br><br>2075CSAAU 1053 1082 1104 1137 1184 1205 1248 1314 1366 1424 1543 1669<br>Upholstered seat & back |   |          |          |                        |          |          |                        |          |   |    |    |    |  |  |  |
|  |                         |  | <b>OVERALL DIMENSIONS</b>                                       |          |          | <b>SEAT DIMENSIONS</b> |          |          | <b>BACK DIMENSIONS</b> |          |   |    |    |    |  |  |  |
|  |                         |  | <b>W</b>  | <b>D</b> | <b>H</b> | <b>W</b>               | <b>D</b> | <b>H</b> | <b>W</b>               | <b>H</b> |   |    |    |    |  |  |  |
|  |                         |  | 24  | 24.75    | 40       | 18                     | 18       | 24.5     | 16                     | 16       |   |    |    |    |  |  |  |
|  |                         | <b>RTA 00</b>  | 2 per carton (pricing and specifications are for one seat unit) |          |          |                        |          |          |                        |          |   |    |    |    |  |  |  |
|  <p><b>Armless Counter Stool</b><br/>COM Yardage: N/A<br/>Freight Class: 250<br/>Product Weight: 20<br/>Cubic Feet Per Carton: 19</p>                                   | Stacks 5 high on floor. | 2075CSNPP 625<br>Polypropylene seat & back   |   |          |          |                        |          |          |                        |          |   |    |    |    |  |  |  |
|  |                         |  | <b>OVERALL DIMENSIONS</b>                                       |          |          | <b>SEAT DIMENSIONS</b> |          |          | <b>BACK DIMENSIONS</b> |          |   |    |    |    |  |  |  |
|  |                         |  | <b>W</b>  | <b>D</b> | <b>H</b> | <b>W</b>               | <b>D</b> | <b>H</b> | <b>W</b>               | <b>H</b> |   |    |    |    |  |  |  |
|  |                         |  | 22  | 24.75    | 40       | 18                     | 18       | 24       | 16                     | 16.5     |   |    |    |    |  |  |  |
|  |                         | <b>RTA 00</b>  | 2 per carton (pricing and specifications are for one seat unit) |          |          |                        |          |          |                        |          |   |    |    |    |  |  |  |

| DESCRIPTION  | FEATURES  | MODEL#   | STANDARD TEXTILE GRADES   |   |          |                        |          |           |                        |          |   |    |    |    |  |  |
|--|---|--|---------------------------|---|----------|------------------------|----------|-----------|------------------------|----------|---|----|----|----|--|--|
|  |   |  | 1                         | 2   | 3        | 4                      | 5        | 6         | 7                      | 8        | 9 | 10 | 11 | 12 |  |  |
|  <p><b>2075CSNPU</b>      <b>2075CSNUU</b></p> <p><b>Armless Counter Stool</b><br/>                     COM Yardage: 0.75<br/>                     Freight Class: 250<br/>                     Product Weight: 23<br/>                     Cubic Feet Per Carton: 19</p> | Stacks 5 high on floor.                             | <b>2075CSNPU</b> 817 846 868 900 947 968 1010 1074 1127 1183 1298 1422<br>Upholstered seat<br><br><b>2075CSNUU</b> 938 967 989 1021 1065 1088 1128 1194 1244 1300 1415 1537<br>Upholstered seat & back | <b>OVERALL DIMENSIONS</b> |   |          | <b>SEAT DIMENSIONS</b> |          |           | <b>BACK DIMENSIONS</b> |          |   |    |    |    |  |  |
|  |   |  | <b>W</b>                  | <b>D</b>  | <b>H</b> | <b>W</b>               | <b>D</b> | <b>H</b>  | <b>W</b>               | <b>H</b> |   |    |    |    |  |  |
|  |   |  | 22                        | 24.75   | 40       | 18                     | 18       | 24.5      | 16                     | 16       |   |    |    |    |  |  |
|  |   |  | <b>RTA 00</b>             | 2 per carton (pricing and specifications are for one seat unit) |          |                        |          |           |                        |          |   |    |    |    |  |  |
|  <p><b>Dolly</b><br/>                     COM Yardage: N/A<br/>                     Freight Class: 125<br/>                     Product Weight: 41<br/>                     Cubic Feet Per Carton: 6.75</p>   | Accommodates 10-15 chairs depending on model.       | <b>2085</b> 834  | <b>OVERALL DIMENSIONS</b> |   |          | <b>SEAT DIMENSIONS</b> |          |           | <b>BACK DIMENSIONS</b> |          |   |    |    |    |  |  |
|  |   |  | <b>W</b>                  | <b>D</b>  | <b>H</b> | <b>W</b>               | <b>D</b> | <b>H</b>  | <b>W</b>               | <b>H</b> |   |    |    |    |  |  |
|  |   |  | 24                        | 33.5  | 53       |                        |          |           |                        |          |   |    |    |    |  |  |
|  |   |  | <b>RTA 00</b>             | FedEx 2 per carton  |          |                        |          |           |                        |          |   |    |    |    |  |  |
|  <p><b>Ganging Clamps - Set of 2</b><br/>                     COM Yardage: N/A<br/>                     Freight Class: 70<br/>                     Product Weight: .20<br/>                     Cubic Feet Per Carton: .04</p>   | For use with armchair models. Chair clearance 0.25" | <b>5233</b> \$35   | <b>OVERALL DIMENSIONS</b> |   |          | <b>SEAT DIMENSIONS</b> |          |           | <b>BACK DIMENSIONS</b> |          |   |    |    |    |  |  |
|  |   |  | <b>W</b>                  | <b>D</b>  | <b>H</b> | <b>W</b>               | <b>D</b> | <b>H</b>  | <b>W</b>               | <b>H</b> |   |    |    |    |  |  |
|  |   |  | .87                       | 0.75  | 1        |                        |          |           |                        |          |   |    |    |    |  |  |
|  |   |  | <b>RTA 00</b>             | Pricing is for the set, specifications are for one clamp        |          |                        |          |           |                        |          |   |    |    |    |  |  |
|  <p><b>Ganging Brackets - Set of 2</b><br/>                     COM Yardage: N/A<br/>                     Freight Class: 70<br/>                     Product Weight: 0.01<br/>                     Cubic Feet Per Carton: 0.02</p>                                     | For use with armless models. Chair clearance 0.25"  | <b>6526</b> \$28   | <b>OVERALL DIMENSIONS</b> |   |          | <b>SEAT DIMENSIONS</b> |          |           | <b>BACK DIMENSIONS</b> |          |   |    |    |    |  |  |
|  |   |  | <b>W</b>                  | <b>D</b>  | <b>H</b> | <b>W</b>               | <b>D</b> | <b>H</b>  | <b>W</b>               | <b>H</b> |   |    |    |    |  |  |
|  |   |  | 0.75                      | 5.75  | 1.25     |                        |          |           |                        |          |   |    |    |    |  |  |
|  |   |  | <b>RTA 00</b>             | Pricing is for the set, specifications are for one clamp        |          |                        |          |           |                        |          |   |    |    |    |  |  |
|  <p><b>2073APP</b><br/>                     Polypropylene seat &amp; back</p>   |   | <b>2073APP</b> \$920<br>Polypropylene seat & back  | <b>OVERALL DIMENSIONS</b> |   |          | <b>SEAT DIMENSIONS</b> |          |           | <b>BACK DIMENSIONS</b> |          |   |    |    |    |  |  |
|  |   |  | <b>W</b>                  | <b>D</b>  | <b>H</b> | <b>W</b>               | <b>D</b> | <b>H</b>  | <b>W</b>               | <b>H</b> |   |    |    |    |  |  |
|  |   |  | 24                        | 23.5  | 33.5     | 18                     | 18       | 15.5-20.5 | 16                     | 16.5     |   |    |    |    |  |  |
|  |   |  | <b>RTA 00</b>             | 1 per carton  |          |                        |          |           |                        |          |   |    |    |    |  |  |






| DESCRIPTION   | FEATURES  | MODEL#                  | STANDARD TEXTILE GRADES |        |                           |                        |        |        |        |        |        |        |        |        |
|---|---|-------------------------|-------------------------|--------|---------------------------|------------------------|--------|--------|--------|--------|--------|--------|--------|--------|
|   |   |                         | 1                       | 2      | 3                         | 4                      | 5      | 6      | 7      | 8      | 9      | 10     | 11     | 12     |
|  <b>2073APU</b>  |  <b>2073AUU</b>  | <b>2073APU</b>          | \$1115                  | \$1144 | \$1165                    | \$1198                 | \$1242 | \$1263 | \$1304 | \$1370 | \$1420 | \$1475 | \$1591 | \$1712 |
|   |   | Upholstered seat        |                         |        |                           |                        |        |        |        |        |        |        |        |        |
|   |   | <b>2073AUU</b>          | \$1236                  | \$1265 | \$1286                    | \$1317                 | \$1362 | \$1384 | \$1424 | \$1489 | \$1538 | \$1594 | \$1709 | \$1830 |
|   |   | Upholstered seat & back |                         |        |                           |                        |        |        |        |        |        |        |        |        |
| <b>OVERALL DIMENSIONS</b>   |   |                         | <b>SEAT DIMENSIONS</b>  |        |                           | <b>BACK DIMENSIONS</b> |        |        |        |        |        |        |        |        |
| W D H   |   |                         | W D H                   |        |                           | W H                    |        |        |        |        |        |        |        |        |
| 24 23.5 33.5  |   |                         | 18 18 16-21             |        |                           | 16 16                  |        |        |        |        |        |        |        |        |
|   |   |                         | <b>RTA 00</b>           |        |                           | 1 per carton           |        |        |        |        |        |        |        |        |
|                  |   |                         | 1                       | 2      | 3                         | 4                      | 5      | 6      | 7      | 8      | 9      | 10     | 11     | 12     |
|   |   |                         | <b>2073NPP</b>          | \$822  | Polypropylene seat & back |                        |        |        |        |        |        |        |        |        |
| <b>OVERALL DIMENSIONS</b>   |   |                         | <b>SEAT DIMENSIONS</b>  |        |                           | <b>BACK DIMENSIONS</b> |        |        |        |        |        |        |        |        |
| W D H   |   |                         | W D H                   |        |                           | W H                    |        |        |        |        |        |        |        |        |
| 20.5 23.5 33.5  |   |                         | 18 18 15.5-20.5         |        |                           | 16 16.5                |        |        |        |        |        |        |        |        |
|   |   |                         | <b>RTA 00</b>           |        |                           | 1 per carton           |        |        |        |        |        |        |        |        |
|  <b>2073NPU</b> |  <b>2073NUU</b> | <b>2073NPU</b>          | \$1016                  | \$1045 | \$1066                    | \$1097                 | \$1142 | \$1163 | \$1204 | \$1268 | \$1318 | \$1372 | \$1488 | \$1609 |
|   |   | Upholstered seat        |                         |        |                           |                        |        |        |        |        |        |        |        |        |
|   |   | <b>2073NUU</b>          | \$1137                  | \$1166 | \$1187                    | \$1218                 | \$1262 | \$1284 | \$1324 | \$1388 | \$1438 | \$1492 | \$1606 | \$1726 |
|   |   | Upholstered seat & back |                         |        |                           |                        |        |        |        |        |        |        |        |        |
| <b>OVERALL DIMENSIONS</b>   |   |                         | <b>SEAT DIMENSIONS</b>  |        |                           | <b>BACK DIMENSIONS</b> |        |        |        |        |        |        |        |        |
| W D H   |   |                         | W D H                   |        |                           | W H                    |        |        |        |        |        |        |        |        |
| 20.5 23.5 33.5  |   |                         | 18 18 16-21             |        |                           | 16 16                  |        |        |        |        |        |        |        |        |
|   |   |                         | <b>RTA 00</b>           |        |                           | 1 per carton           |        |        |        |        |        |        |        |        |
|                |   |                         | 1                       | 2      | 3                         | 4                      | 5      | 6      | 7      | 8      | 9      | 10     | 11     | 12     |
|   |   |                         | <b>2074APP</b>          | \$1039 | Polypropylene seat & back |                        |        |        |        |        |        |        |        |        |
| <b>OVERALL DIMENSIONS</b>   |   |                         | <b>SEAT DIMENSIONS</b>  |        |                           | <b>BACK DIMENSIONS</b> |        |        |        |        |        |        |        |        |
| W D H   |   |                         | W D H                   |        |                           | W H                    |        |        |        |        |        |        |        |        |
| 24 23.5 43  |   |                         | 18 18 22-32             |        |                           | 16 16.5                |        |        |        |        |        |        |        |        |
|   |   |                         | <b>RTA 00</b>           |        |                           | 1 per carton           |        |        |        |        |        |        |        |        |

**Tilter Chair w/Arms**  
 COM Yardage: .75  
 Freight Class: 250  
 Product Weight: 39  
 Cubic Feet Per Carton: 15.5

**Armless Tilter Chair**  
 COM Yardage: N/A  
 Freight Class: 300  
 Product Weight (lbs.): 30  
 Cubic Feet Per Carton:

**Armless Tilter Chair**  
 COM Yardage: 0.75  
 Freight Class: 300  
 Product Weight: 33  
 Cubic Feet Per Carton: 15.5

**Height Adjustable Stool w/Arms**  
 COM Yardage: N/A  
 Freight Class: 300  
 Product Weight (lbs.): 37  
 Cubic Feet Per Carton: 19.5

| DESCRIPTION  | FEATURES   | MODEL#  | STANDARD TEXTILE GRADES |                                    |                                 |    |                                 |                               |      |                               |   |    |    |    |
|--|--|---|-------------------------|------------------------------------|---------------------------------|----|---------------------------------|-------------------------------|------|-------------------------------|---|----|----|----|
|  |  |   | 1                       | 2                                  | 3                               | 4  | 5                               | 6                             | 7    | 8                             | 9 | 10 | 11 | 12 |
| <br><b>2074APU</b>                                    | <br><b>2074AUU</b>  | <b>2074APU</b> \$1231 \$1263 \$1284 \$1319 \$1365 \$1387 \$1429 \$1498 \$1551 \$1608 \$1728 \$1857<br>Upholstered seat        |                         |                                    |                                 |    |                                 |                               |      |                               |   |    |    |    |
|  |  | <b>2074AUU</b> \$1352 \$1381 \$1404 \$1437 \$1484 \$1505 \$1548 \$1614 \$1666 \$1726 \$1844 \$1971<br>Upholstered seat & back |                         |                                    |                                 |    |                                 |                               |      |                               |   |    |    |    |
| <b>Height Adjustable Stool w/Arms</b><br>COM Yardage: 0.75<br>Freight Class: 250<br>Product Weight: 40<br>Cubic Feet Per Carton: 19.5  |  | <b>OVERALL DIMENSIONS</b><br>W D H  |                         |                                    | <b>SEAT DIMENSIONS</b><br>W D H |    |                                 | <b>BACK DIMENSIONS</b><br>W H |      |                               |   |    |    |    |
|  |  | 24  | 23.5                    | 43                                 | 18                              | 18 | 22.5-32.5                       | 16                            | 16   |                               |   |    |    |    |
|  |  | <b>RTA 00</b>   | 1 per carton            |                                    |                                 |    |                                 |                               |      |                               |   |    |    |    |
|  |  |   |                         |                                    |                                 |    |                                 |                               |      |                               |   |    |    |    |
| <br><b>2074NPP</b>                                    |  | <b>2074NPP</b> \$918<br>Polypropylene seat & back   |                         |                                    |                                 |    |                                 |                               |      |                               |   |    |    |    |
|  | <b>Armless Height Adjustable Stool</b><br>COM Yardage: N/A<br>Freight Class: 300<br>Product Weight (lbs.): 33<br>Cubic Feet Per Carton: 19.5 |   |                         | <b>OVERALL DIMENSIONS</b><br>W D H |                                 |    | <b>SEAT DIMENSIONS</b><br>W D H |                               |      | <b>BACK DIMENSIONS</b><br>W H |   |    |    |    |
|  |  | 20.5  | 23.5                    | 43                                 | 18                              | 18 | 22-32                           | 16                            | 16.5 |                               |   |    |    |    |
|  |  | <b>RTA 00</b>   | 1 per carton            |                                    |                                 |    |                                 |                               |      |                               |   |    |    |    |
|  |  |   |                         |                                    |                                 |    |                                 |                               |      |                               |   |    |    |    |
| <br><b>2074NPU</b>                                   | <br><b>2074NUU</b>   | <b>2074NPU</b> \$1110 \$1139 \$1161 \$1194 \$1241 \$1261 \$1304 \$1370 \$1421 \$1478 \$1597 \$1719<br>Upholstered seat        |                         |                                    |                                 |    |                                 |                               |      |                               |   |    |    |    |
|  |  | <b>2074NUU</b> \$1233 \$1264 \$1285 \$1317 \$1364 \$1385 \$1427 \$1492 \$1544 \$1600 \$1715 \$1840<br>Upholstered seat & back |                         |                                    |                                 |    |                                 |                               |      |                               |   |    |    |    |
| <b>Armless Height Adjustable Stool</b><br>COM Yardage: 0.75<br>Freight Class: 300<br>Product Weight: 38<br>Cubic Feet Per Carton: 19.5 |  | <b>OVERALL DIMENSIONS</b><br>W D H  |                         |                                    | <b>SEAT DIMENSIONS</b><br>W D H |    |                                 | <b>BACK DIMENSIONS</b><br>W H |      |                               |   |    |    |    |
|  |  | 20.5  | 23.5                    | 43                                 | 18                              | 18 | 22.5-32.5                       | 16                            | 16   |                               |   |    |    |    |
|  |  | <b>RTA 00</b>   | 1 per carton            |                                    |                                 |    |                                 |                               |      |                               |   |    |    |    |

TWILIGHT™



model 2194 (BK)






model 2198C (TUN)

STANDARD FEATURES

- Twilight series armchairs and barstools feature a flared back design.
- Chairs can stack 5 high on floor and 8 high on dolly 2125WS. Stools do not stack.
- Comet series tables and connecting brackets are compatible with Twilight models.
- Arm and Armless models can be joined together using ganging clamp model 2180.
- All Twilight models have welded corner gussets for additional strength & support.
- **Specifications and pricing are for 1 chair.**
- Check textile availability prior to specifying upholstery material.

OPTIONAL FEATURES

- Frames available in Black (TBL) or Tungsten (TTU).
- Optional steel cushioned glides (B) are available on all models. Add \$33. Please specify.
- Models featuring a wood veneer back are available in Absolute (AAM), Black (BKM), Cherry (ACM), Espresso Cafe (ECM), English Oak (EOM), Fruitwood (TFM), Gray (HGM), Honey (AHM), Mahogany (TMM), Maple (AVM), Medium Walnut (MWM), Night (ASM), Noce Biondo (NBM), Noce Grigio (NGM), Noce Leggero (NEM), Noce Medio (NMM), Shaker Cherry (SKM), Walnut (TWM), WC Cream (WTM), White (WHM) and Winter Cherry (WCM). Please Specify. Genuine maple faced veneers and solids are used.
- Models featuring wood veneer backs can incorporate a custom logo. Please contact Customer Service for further details.

| DESCRIPTION   | FEATURES  | MODEL#                    | STANDARD TEXTILE GRADES |          |                        |          |          |                        |          |        |        |        |        |        |  |  |
|---|---|---------------------------|-------------------------|----------|------------------------|----------|----------|------------------------|----------|--------|--------|--------|--------|--------|--|--|
|   |   |                           | 1                       | 2        | 3                      | 4        | 5        | 6                      | 7        | 8      | 9      | 10     | 11     | 12     |  |  |
|  <p><b>2194</b></p> <p><b>Armchair</b> Upholstered Back<br/>COM Yardage: 1.25<br/>Freight Class: 250<br/>Product Weight (lbs.): 21<br/>Cubic Feet Per Carton: 6.25 (2 per carton)</p>             | <p>Stacks 5 high on floor.<br/>Stacks 8 high on dolly.<br/>Ergonomic Features:<br/>M, N</p> | <b>2194</b>               | \$682                   | \$733    | \$771                  | \$820    | \$899    | \$939                  | \$1012   | \$1110 | \$1212 | \$1291 | \$1501 | \$1712 |  |  |
|   |   | <b>2194WS</b>             | \$708                   | \$758    | \$800                  | \$856    | \$938    | \$967                  | \$1041   | \$1177 | \$1241 | \$1368 | \$1539 | \$1754 |  |  |
|   |   | <b>OVERALL DIMENSIONS</b> |                         |          | <b>SEAT DIMENSIONS</b> |          |          | <b>BACK DIMENSIONS</b> |          |        |        |        |        |        |  |  |
|   |   | <b>W</b>                  | <b>D</b>                | <b>H</b> | <b>W</b>               | <b>D</b> | <b>H</b> | <b>W</b>               | <b>H</b> |        |        |        |        |        |  |  |
|   |   |                           | 23.5                    | 22       | 35                     | 18       | 16       | 18                     | 18       | 16     |        |        |        |        |  |  |
|   |   |                           | <b>RTA 00</b>           |          |                        |          |          |                        |          |        |        |        |        |        |  |  |
|  <p><b>2198C</b></p> <p><b>Armchair w/Casters</b> Upholstered Back<br/>COM Yardage: 1.25<br/>Freight Class: 250<br/>Product Weight (lbs.): 21<br/>Cubic Feet Per Carton: 6.25 (2 per carton)</p> | <p>Stacks 5 high on floor.<br/>Stacks 8 high on dolly.<br/>Ergonomic Features:<br/>M, N</p> | <b>2198C</b>              | \$800                   | \$850    | \$889                  | \$938    | \$1018   | \$1046                 | \$1111   | \$1238 | \$1302 | \$1417 | \$1580 | \$1781 |  |  |
|   |   | <b>OVERALL DIMENSIONS</b> |                         |          | <b>SEAT DIMENSIONS</b> |          |          | <b>BACK DIMENSIONS</b> |          |        |        |        |        |        |  |  |
|   |   | <b>W</b>                  | <b>D</b>                | <b>H</b> | <b>W</b>               | <b>D</b> | <b>H</b> | <b>W</b>               | <b>H</b> |        |        |        |        |        |  |  |
|   |   |                           |                         |          | 23.5                   | 22       | 35       | 18                     | 16       | 18     | 18     | 18.5   |        |        |  |  |
|   |   |                           | <b>RTA 00</b>           |          |                        |          |          |                        |          |        |        |        |        |        |  |  |
|  <p><b>2195</b></p> <p><b>Armless Chair</b> Upholstered Back<br/>COM Yardage: 1.25<br/>Freight Class: 250<br/>Product Weight (lbs.): 18<br/>Cubic Feet Per Carton: 6.25 (2 per carton)</p>       | <p>Stacks 5 high on floor.<br/>Stacks 8 high on dolly.<br/>Ergonomic Features:<br/>M, N</p> | <b>2195</b>               | \$591                   | \$639    | \$675                  | \$729    | \$808    | \$846                  | \$917    | \$1017 | \$1114 | \$1193 | \$1407 | \$1617 |  |  |
|   |   | <b>2195WS</b>             | \$616                   | \$667    | \$708                  | \$766    | \$846    | \$876                  | \$949    | \$1084 | \$1149 | \$1277 | \$1447 | \$1662 |  |  |
|   |   | <b>OVERALL DIMENSIONS</b> |                         |          | <b>SEAT DIMENSIONS</b> |          |          | <b>BACK DIMENSIONS</b> |          |        |        |        |        |        |  |  |
|   |   | <b>W</b>                  | <b>D</b>                | <b>H</b> | <b>W</b>               | <b>D</b> | <b>H</b> | <b>W</b>               | <b>H</b> |        |        |        |        |        |  |  |
|   |   |                           | 20                      | 22       | 35                     | 18       | 16       | 18.5                   | 18       | 16     |        |        |        |        |  |  |
|   |   |                           | <b>RTA 00</b>           |          |                        |          |          |                        |          |        |        |        |        |        |  |  |

DESCRIPTION FEATURES MODEL# STANDARD TEXTILE GRADES



**Armless Chair w/Casters** Upholstered Back  
 COM Yardage: 1.25  
 Freight Class: 250  
 Product Weight (lbs.): 18  
 Cubic Feet Per Carton: 6.25 (2 per carton)

Stacks 5 high on floor.  
 Stacks 8 high on dolly.  
 Ergonomic Features:  
 M, N

|              | 1     | 2     | 3     | 4     | 5     | 6     | 7      | 8      | 9      | 10     | 11     | 12     |
|--------------|-------|-------|-------|-------|-------|-------|--------|--------|--------|--------|--------|--------|
| <b>2195C</b> | \$708 | \$756 | \$793 | \$848 | \$926 | \$954 | \$1019 | \$1146 | \$1210 | \$1326 | \$1488 | \$1688 |

| OVERALL DIMENSIONS |   |   | SEAT DIMENSIONS |   |   | BACK DIMENSIONS |   |
|--------------------|---|---|-----------------|---|---|-----------------|---|
| W                  | D | H | W               | D | H | W               | H |

|    |    |    |    |    |    |      |    |
|----|----|----|----|----|----|------|----|
| 20 | 22 | 35 | 18 | 16 | 18 | 18.5 | 16 |
|----|----|----|----|----|----|------|----|

RTA 00



2198



\$730WS

**Armchair** Wood Veneer Back  
 COM Yardage: 0.75  
 Freight Class: 250  
 Product Weight (lbs.): 20  
 Cubic Feet Per Carton: 6.25 (2 per carton)

Stacks 5 high on floor.  
 Stacks 8 high on dolly.  
 Ergonomic Features:  
 M, N

|             | 1     | 2     | 3     | 4     | 5     | 6     | 7     | 8     | 9      | 10     | 11     | 12     |
|-------------|-------|-------|-------|-------|-------|-------|-------|-------|--------|--------|--------|--------|
| <b>2198</b> | \$730 | \$758 | \$781 | \$815 | \$860 | \$886 | \$927 | \$987 | \$1044 | \$1093 | \$1220 | \$1348 |

|               |       |       |       |       |       |       |       |        |        |        |        |        |
|---------------|-------|-------|-------|-------|-------|-------|-------|--------|--------|--------|--------|--------|
| <b>2198WS</b> | \$750 | \$785 | \$810 | \$843 | \$890 | \$909 | \$954 | \$1031 | \$1072 | \$1148 | \$1253 | \$1377 |
| Wall Saver    |       |       |       |       |       |       |       |        |        |        |        |        |

| OVERALL DIMENSIONS |   |   | SEAT DIMENSIONS |   |   | BACK DIMENSIONS |   |
|--------------------|---|---|-----------------|---|---|-----------------|---|
| W                  | D | H | W               | D | H | W               | H |

|      |    |    |    |      |    |      |      |
|------|----|----|----|------|----|------|------|
| 23.5 | 22 | 35 | 18 | 17.5 | 18 | 18.5 | 16.5 |
|------|----|----|----|------|----|------|------|

RTA 00



**Armchair w/Casters** Wood Veneer Back  
 COM Yardage: 0.75  
 Freight Class: 250  
 Product Weight (lbs.): 20  
 Cubic Feet Per Carton: 6.25 (2 per carton)

Stacks 5 high on floor.  
 Stacks 8 high on dolly.  
 Ergonomic Features:  
 M, N

|              | 1     | 2     | 3     | 4     | 5     | 6     | 7     | 8      | 9      | 10     | 11     | 12     |
|--------------|-------|-------|-------|-------|-------|-------|-------|--------|--------|--------|--------|--------|
| <b>2198C</b> | \$757 | \$792 | \$814 | \$848 | \$890 | \$907 | \$950 | \$1025 | \$1060 | \$1131 | \$1227 | \$1348 |

| OVERALL DIMENSIONS |   |   | SEAT DIMENSIONS |   |   | BACK DIMENSIONS |   |
|--------------------|---|---|-----------------|---|---|-----------------|---|
| W                  | D | H | W               | D | H | W               | H |

|      |    |    |    |    |    |      |    |
|------|----|----|----|----|----|------|----|
| 23.5 | 22 | 35 | 18 | 16 | 18 | 18.5 | 16 |
|------|----|----|----|----|----|------|----|

RTA 00



2199



2199WS

**Armless Chair** Wood Veneer Back  
 COM Yardage: 0.75  
 Freight Class: 250  
 Product Weight (lbs.): 18  
 Cubic Feet Per Carton: 6.25 (2 per carton)

Stacks 5 high on floor.  
 Stacks 8 high on dolly.  
 Ergonomic Features:  
 M, N

|             | 1     | 2     | 3     | 4     | 5     | 6     | 7     | 8     | 9     | 10    | 11     | 12     |
|-------------|-------|-------|-------|-------|-------|-------|-------|-------|-------|-------|--------|--------|
| <b>2199</b> | \$630 | \$658 | \$680 | \$710 | \$755 | \$782 | \$826 | \$885 | \$942 | \$992 | \$1119 | \$1248 |

|               |       |       |       |       |       |       |       |       |       |        |        |        |
|---------------|-------|-------|-------|-------|-------|-------|-------|-------|-------|--------|--------|--------|
| <b>2199WS</b> | \$652 | \$685 | \$709 | \$744 | \$790 | \$811 | \$852 | \$933 | \$974 | \$1049 | \$1154 | \$1281 |
| Wall Saver    |       |       |       |       |       |       |       |       |       |        |        |        |

| OVERALL DIMENSIONS |   |   | SEAT DIMENSIONS |   |   | BACK DIMENSIONS |   |
|--------------------|---|---|-----------------|---|---|-----------------|---|
| W                  | D | H | W               | D | H | W               | H |

|    |    |    |    |      |    |      |      |
|----|----|----|----|------|----|------|------|
| 20 | 22 | 35 | 18 | 17.5 | 18 | 18.5 | 16.5 |
|----|----|----|----|------|----|------|------|

RTA 00



**Armless Chair w/Casters** Wood Veneer Back  
 COM Yardage: 0.75  
 Freight Class: 250  
 Product Weight (lbs.): 18  
 Cubic Feet Per Carton: 6.25 (2 per carton)

Stacks 5 high on floor.  
 Stacks 8 high on dolly.  
 Ergonomic Features:  
 M, N


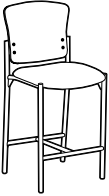


|              | 1     | 2     | 3     | 4     | 5     | 6     | 7     | 8     | 9     | 10     | 11     | 12     |
|--------------|-------|-------|-------|-------|-------|-------|-------|-------|-------|--------|--------|--------|
| <b>2199C</b> | \$669 | \$704 | \$720 | \$754 | \$802 | \$817 | \$858 | \$936 | \$971 | \$1042 | \$1138 | \$1258 |

| OVERALL DIMENSIONS |   |   | SEAT DIMENSIONS |   |   | BACK DIMENSIONS |   |
|--------------------|---|---|-----------------|---|---|-----------------|---|
| W                  | D | H | W               | D | H | W               | H |

|    |    |    |    |      |    |      |    |
|----|----|----|----|------|----|------|----|
| 20 | 22 | 35 | 18 | 17.5 | 18 | 18.5 | 16 |
|----|----|----|----|------|----|------|----|

RTA 00



| DESCRIPTION   | FEATURES   | MODEL#      | STANDARD TEXTILE GRADES   |          |          |                        |          |          |                        |          |        |        |        |        |
|---|--|-------------|---------------------------|----------|----------|------------------------|----------|----------|------------------------|----------|--------|--------|--------|--------|
|   |  |             | 1                         | 2        | 3        | 4                      | 5        | 6        | 7                      | 8        | 9      | 10     | 11     | 12     |
|  <p><b>Barstool w/Arms</b> Wood Veneer Back<br/>COM Yardage: 0.75<br/>Freight Class: 300<br/>Product Weight (lbs.): 27<br/>Cubic Feet Per Carton: 14.75 (1 per carton)</p>       | <p>Does not stack.</p> <p>Ergonomic Features:<br/>M, N</p> | <b>2188</b> | \$1049                    | \$1085   | \$1109   | \$1142                 | \$1194   | \$1208   | \$1253                 | \$1333   | \$1374 | \$1448 | \$1555 | \$1680 |
|   |  |             | <b>OVERALL DIMENSIONS</b> |          |          | <b>SEAT DIMENSIONS</b> |          |          | <b>BACK DIMENSIONS</b> |          |        |        |        |        |
|   |  |             | <b>W</b>                  | <b>D</b> | <b>H</b> | <b>W</b>               | <b>D</b> | <b>H</b> | <b>W</b>               | <b>H</b> |        |        |        |        |
|   |  |             | 23                        | 22       | 45       | 18                     | 16       | 29       | 18.5                   | 16       |        |        |        |        |
|   |  |             | <b>RTA 00</b>             |          |          |                        |          |          |                        |          |        |        |        |        |
|  <p><b>Armless Barstool</b> Wood Veneer Back<br/>COM Yardage: 0.75<br/>Freight Class: 300<br/>Product Weight (lbs.): 25<br/>Cubic Feet Per Carton: 14.75 (1 per carton)</p>      | <p>Does not stack.</p> <p>Ergonomic Features:<br/>M, N</p> | <b>2189</b> | \$949                     | \$986    | \$1009   | \$1043                 | \$1092   | \$1110   | \$1153                 | \$1233   | \$1273 | \$1348 | \$1453 | \$1582 |
|   |  |             | <b>OVERALL DIMENSIONS</b> |          |          | <b>SEAT DIMENSIONS</b> |          |          | <b>BACK DIMENSIONS</b> |          |        |        |        |        |
|   |  |             | <b>W</b>                  | <b>D</b> | <b>H</b> | <b>W</b>               | <b>D</b> | <b>H</b> | <b>W</b>               | <b>H</b> |        |        |        |        |
|   |  |             | 20                        | 22       | 45       | 18                     | 16       | 29       | 18.5                   | 16       |        |        |        |        |
|   |  |             | <b>RTA 00</b>             |          |          |                        |          |          |                        |          |        |        |        |        |
|  <p><b>Barstool w/Arms</b> Upholstered Back<br/>COM Yardage: 1.25<br/>Freight Class: 300<br/>Product Weight (lbs.): 28<br/>Cubic Feet Per Carton: 14.75 (1 per carton)</p>      | <p>Does not stack.</p> <p>Ergonomic Features:<br/>M, N</p> | <b>2196</b> | \$1007                    | \$1060   | \$1099   | \$1158                 | \$1239   | \$1269   | \$1340                 | \$1477   | \$1541 | \$1668 | \$1840 | \$2057 |
|   |  |             | <b>OVERALL DIMENSIONS</b> |          |          | <b>SEAT DIMENSIONS</b> |          |          | <b>BACK DIMENSIONS</b> |          |        |        |        |        |
|   |  |             | <b>W</b>                  | <b>D</b> | <b>H</b> | <b>W</b>               | <b>D</b> | <b>H</b> | <b>W</b>               | <b>H</b> |        |        |        |        |
|   |  |             | 23                        | 22       | 45       | 18                     | 16       | 29       | 18.5                   | 16       |        |        |        |        |
|   |  |             | <b>RTA 00</b>             |          |          |                        |          |          |                        |          |        |        |        |        |
|  <p><b>Armless Barstool w/</b> Upholstered Back<br/>COM Yardage: 1.25<br/>Freight Class: 300<br/>Product Weight (lbs.): 22<br/>Cubic Feet Per Carton: 14.75 (1 per carton)</p> | <p>Does not stack.</p> <p>Ergonomic Features:<br/>M, N</p> | <b>2197</b> | \$908                     | \$961    | \$1000   | \$1056                 | \$1138   | \$1167   | \$1240                 | \$1376   | \$1442 | \$1569 | \$1739 | \$1954 |
|   |  |             | <b>OVERALL DIMENSIONS</b> |          |          | <b>SEAT DIMENSIONS</b> |          |          | <b>BACK DIMENSIONS</b> |          |        |        |        |        |
|   |  |             | <b>W</b>                  | <b>D</b> | <b>H</b> | <b>W</b>               | <b>D</b> | <b>H</b> | <b>W</b>               | <b>H</b> |        |        |        |        |
|   |  |             | 20                        | 22       | 45       | 18                     | 16       | 29       | 18.5                   | 16       |        |        |        |        |
|   |  |             | <b>RTA 00</b>             |          |          |                        |          |          |                        |          |        |        |        |        |

VION







| VION FINISHES - GUEST SEATING |                 |          |                |                                      |
|-------------------------------|-----------------|----------|----------------|--------------------------------------|
| Back Frame                    | Specify Code    | Frame    | Specify Code   | Arm Option                           |
| Black                         | BLK             | Black    | TBL            | Fiber Glass Reinforced Nylon (Black) |
| Shadow                        | SHW<br>Add \$81 | Fog      | TFO            |                                      |
|                               |                 | Shadow   | TSH            |                                      |
| Fog                           | FOG<br>Add \$81 | Tungsten | TTU            |                                      |
|                               |                 | Chrome   | CHM - Add \$43 |                                      |






STANDARD FEATURES






- Vion is a comprehensive seating series offering a family of models to Address multiple applications: task, management, conference, guest, heavy duty 24-7, and height adjustable stools.
- Series offers models with either a mesh or upholstered back.
- Vion guest chairs offer a wall saver frame design, which is constructed from 7/8" diameter steel tubing.
- Vion guest chairs can stack 4 high on the floor.
- Arm design is gently curved and made from strong fiberglass reinforced black nylon.
- Guest chairs are standard with durable polypropylene glides.
- Dual wheel carpet casters (C82) are standard on guest models with casters.
- Mesh back models are available in 10 standard colors: Aqua (MS75), Black (MS69), Black Cherry (MS76), Blue (MS72), Dust (MS77), Ivory (MS78), Natural (MS74), Paprika (MS79), Rope (MS73) and Stone (MS71).
- Upholstered back models feature Black fabric (Jenny JN02) on the back side as standard.
- Check textile availability prior to specifying upholstery material.
- Vion beam seating consists of upper seat units (6340-6343) including mounting brackets and all hardware necessary for attachment to beam.
- For all beam components, tables and a complete list of available upper seat units, see Beam seating section.






OPTIONAL FEATURES




- Please refer to the chart for optional back frame and base frame finishes.
- Mesh back models are also available in 7 Dimension Mesh colors: Black (DBK), Fog (DST), Chalk (DCL), Shadow (DGM), Charcoal (DCH), Sand (DSD), and Pool Blue (DPB). Add \$29
- Upholstered back models offer a Matching Outer (MO) upholstery option. Due to the additional material needed, these models are listed separately and are priced differently than the standard upholstered back models.
- Seat available in memory foam. Please specify (MF). Add \$124.
- Opaque off-white non-marking glides for hard surface flooring are optional for guest chairs, please specify (NM). No upcharge.
- Felt glides (FG) and rubber glides (RG) are available on guest chairs, please specify and add \$64.
- Steel cushioned self-leveling glides (B) are available on guest chairs (adds 0.5" to seat height), please specify and add \$36.
- Dolly available for stacking guest chairs up to 8 high. Specify model 2125WS, \$477 List.
- Please refer to chart for optional Arms, Back, Base and Frame finishes.

| DESCRIPTION  | FEATURES  | MODEL#             | STANDARD TEXTILE GRADES   |   |   |     |      |                 |     |      |      |      |      |      |
|--|---|--------------------|---|---|---|-----|------|-----------------|-----|------|------|------|------|------|
|  |   |                    | 1   | 2   | 3   | 4   | 5    | 6               | 7   | 8    | 9    | 10   | 11   | 12   |
|  <p>mesh back</p> <p><b>Armless Side Chair</b><br/>COM Yardage: 1<br/>Freight Class: 250<br/>Product Weight (lbs.): 24<br/>Cubic Feet Per Carton: 11.75</p> | <p>Stacks 4 high on floor.<br/>Stacks 8 high on dolly.<br/>Ergonomic Features: M, N</p> | <b>6324</b>        | 661   | 701   | 730   | 773 | 835  | 858             | 912 | 1016 | 1068 | 1163 | 1294 | 1457 |
|  |   | OVERALL DIMENSIONS |   |   | SEAT DIMENSIONS   |     |      | BACK DIMENSIONS |     |      |      |      |      |      |
|  |   |                    | W   | D   | H   | W   | D    | H               | W   | H    |      |      |      |      |
|  |   |                    | 20  | 24  | 34.5  | 19  | 17.5 | 17.5            | 19  | 17   |      |      |      |      |
|  |   |                    |  |  |  |     |      |                 |     |      |      |      |      |      |

| DESCRIPTION  | FEATURES   | MODEL#                    | STANDARD TEXTILE GRADES |              |                        |          |          |                        |          |      |      |      |      |      |      |
|--|--|---------------------------|-------------------------|--------------|------------------------|----------|----------|------------------------|----------|------|------|------|------|------|------|
|  |  |                           | 1                       | 2            | 3                      | 4        | 5        | 6                      | 7        | 8    | 9    | 10   | 11   | 12   |      |
|  <p>mesh back</p> <p><b>Armless Side Chair w/Casters</b><br/>COM Yardage: 1<br/>Freight Class: 250<br/>Product Weight (lbs.): 24<br/>Cubic Feet Per Carton: 11.75</p>             | <p>Does not stack.</p> <p>Ergonomic Features: M, N</p>                                     | <b>6324C</b>              | 738                     | 778          | 808                    | 851      | 913      | 935                    | 989      | 1094 | 1146 | 1241 | 1371 | 1534 |      |
|  |  | <b>OVERALL DIMENSIONS</b> |                         |              | <b>SEAT DIMENSIONS</b> |          |          | <b>BACK DIMENSIONS</b> |          |      |      |      |      |      |      |
|  |  | <b>W</b>                  | <b>D</b>                | <b>H</b>     | <b>W</b>               | <b>D</b> | <b>H</b> | <b>W</b>               | <b>H</b> |      |      |      |      |      |      |
|  |  | 20                        | 24                      | 34.5         | 19                     | 17.5     | 17.5     | 19                     | 17       |      |      |      |      |      |      |
|  |  |                           | <b>RTA 00</b>           | <b>FedEx</b> | <b>ups</b>             |          |          |                        |          |      |      |      |      |      |      |
|  <p>mesh back</p> <p><b>Side Chair</b><br/>COM Yardage: 1<br/>Freight Class: 300<br/>Product Weight (lbs.): 26<br/>Cubic Feet Per Carton: 13.75</p>                               | <p>Stacks 4 high on floor.<br/>Stacks 8 high on dolly.</p> <p>Ergonomic Features: M, N</p> | <b>6325</b>               | 708                     | 749          | 778                    | 821      | 883      | 906                    | 960      | 960  | 1064 | 1116 | 1211 | 1344 | 1504 |
|  |  | <b>OVERALL DIMENSIONS</b> |                         |              | <b>SEAT DIMENSIONS</b> |          |          | <b>BACK DIMENSIONS</b> |          |      |      |      |      |      |      |
|  |  | <b>W</b>                  | <b>D</b>                | <b>H</b>     | <b>W</b>               | <b>D</b> | <b>H</b> | <b>W</b>               | <b>H</b> |      |      |      |      |      |      |
|  |  | 25.5                      | 24                      | 34.5         | 19                     | 17.5     | 17.5     | 19                     | 17       |      |      |      |      |      |      |
|  |  |                           | <b>RTA 00</b>           | <b>FedEx</b> | <b>ups</b>             |          |          |                        |          |      |      |      |      |      |      |
|  <p>mesh back</p> <p><b>Side Chair w/Casters</b><br/>COM Yardage: 1<br/>Freight Class: 300<br/>Product Weight (lbs.): 26<br/>Cubic Feet Per Carton: 13.75</p>                    | <p>Does not stack.</p> <p>Ergonomic Features: M, N</p>                                     | <b>6325C</b>              | 783                     | 824          | 854                    | 897      | 960      | 981                    | 1035     | 1141 | 1192 | 1287 | 1419 | 1580 |      |
|  |  | <b>OVERALL DIMENSIONS</b> |                         |              | <b>SEAT DIMENSIONS</b> |          |          | <b>BACK DIMENSIONS</b> |          |      |      |      |      |      |      |
|  |  | <b>W</b>                  | <b>D</b>                | <b>H</b>     | <b>W</b>               | <b>D</b> | <b>H</b> | <b>W</b>               | <b>H</b> |      |      |      |      |      |      |
|  |  | 25.5                      | 24                      | 34.5         | 19                     | 17.5     | 17.5     | 19                     | 17       |      |      |      |      |      |      |
|  |  |                           | <b>RTA 00</b>           | <b>FedEx</b> | <b>ups</b>             |          |          |                        |          |      |      |      |      |      |      |
|  <p>upholstered back</p> <p><b>Armless Side Chair</b><br/>COM Yardage: 1.25<br/>Freight Class: 250<br/>Product Weight (lbs.): 25<br/>Cubic Feet Per Carton: 11.75</p>           | <p>Stacks 4 high on floor.<br/>Stacks 8 high on dolly.</p> <p>Ergonomic Features: M, N</p> | <b>6334</b>               | 723                     | 774          | 813                    | 870      | 951      | 990                    | 1064     | 1182 | 1274 | 1374 | 1583 | 1805 |      |
|  |  | <b>6334MO</b>             | 783                     | 861          | 920                    | 1008     | 1133     | 1176                   | 1286     | 1492 | 1593 | 1786 | 2048 | 2373 |      |
|  |  | <b>OVERALL DIMENSIONS</b> |                         |              | <b>SEAT DIMENSIONS</b> |          |          | <b>BACK DIMENSIONS</b> |          |      |      |      |      |      |      |
|  |  | <b>W</b>                  | <b>D</b>                | <b>H</b>     | <b>W</b>               | <b>D</b> | <b>H</b> | <b>W</b>               | <b>H</b> |      |      |      |      |      |      |
| 20   | 24   | 34.5                      | 19                      | 17.5         | 17.5                   | 19       | 17       |                        |          |      |      |      |      |      |      |
|  |  |                           | <b>RTA 00</b>           | <b>FedEx</b> | <b>ups</b>             |          |          |                        |          |      |      |      |      |      |      |
|  <p>upholstered back</p> <p><b>Armless Side Chair w/Casters</b><br/>COM Yardage: 1.25<br/>Freight Class: 250<br/>Product Weight (lbs.): 25<br/>Cubic Feet Per Carton: 11.75</p> | <p>Does not stack.</p> <p>Ergonomic Features: M, N</p>                                     | <b>6334C</b>              | 809                     | 858          | 893                    | 947      | 1026     | 1062                   | 1131     | 1244 | 1331 | 1427 | 1624 | 1833 |      |
|  |  | <b>6334CMO</b>            | 868                     | 944          | 1004                   | 1092     | 1215     | 1260                   | 1369     | 1576 | 1676 | 1869 | 2131 | 2456 |      |
|  |  | <b>OVERALL DIMENSIONS</b> |                         |              | <b>SEAT DIMENSIONS</b> |          |          | <b>BACK DIMENSIONS</b> |          |      |      |      |      |      |      |
|  |  | <b>W</b>                  | <b>D</b>                | <b>H</b>     | <b>W</b>               | <b>D</b> | <b>H</b> | <b>W</b>               | <b>H</b> |      |      |      |      |      |      |
| 20   | 24   | 34.5                      | 19                      | 17.5         | 17.5                   | 19       | 17       |                        |          |      |      |      |      |      |      |
|  |  |                           | <b>RTA 00</b>           | <b>FedEx</b> | <b>ups</b>             |          |          |                        |          |      |      |      |      |      |      |

| DESCRIPTION  | FEATURES   | MODEL#                    | STANDARD TEXTILE GRADES |          |                        |          |          |                        |          |        |        |        |        |        |
|--|--|---------------------------|-------------------------|----------|------------------------|----------|----------|------------------------|----------|--------|--------|--------|--------|--------|
|  |  |                           | 1                       | 2        | 3                      | 4        | 5        | 6                      | 7        | 8      | 9      | 10     | 11     | 12     |
|  <p>upholstered back</p> <p><b>Side Chair</b><br/>COM Yardage: 1.25<br/>Freight Class: 300<br/>Product Weight (lbs.): 27<br/>Cubic Feet Per Carton: 13.75</p>           | <p>Stacks 4 high on floor.<br/>Stacks 8 high on dolly.</p> <p>Ergonomic Features:<br/>M, N</p> | <b>6335</b>               | 772                     | 823      | 862                    | 919      | 999      | 1038                   | 1111     | 1227   | 1317   | 1419   | 1624   | 1844   |
|  |  | <b>6335MO</b>             | 831                     | 909      | 967                    | 1056     | 1178     | 1224                   | 1332     | 1540   | 1641   | 1834   | 2096   | 2423   |
|  |  | <b>OVERALL DIMENSIONS</b> |                         |          | <b>SEAT DIMENSIONS</b> |          |          | <b>BACK DIMENSIONS</b> |          |        |        |        |        |        |
|  |  | <b>W</b>                  | <b>D</b>                | <b>H</b> | <b>W</b>               | <b>D</b> | <b>H</b> | <b>W</b>               | <b>H</b> |        |        |        |        |        |
|  |  |                           | 25.5                    | 24       | 34.5                   | 19       | 17.5     | 17.5                   | 19       | 17     |        |        |        |        |
|  |  |                           | RTA 00                  |          | FedEx                  |          | ups      |                        |          |        |        |        |        |        |
|  <p>upholstered back</p> <p><b>Side Chair w/Casters</b><br/>COM Yardage: 1.25<br/>Freight Class: 300<br/>Product Weight (lbs.): 27<br/>Cubic Feet Per Carton: 13.75</p> | <p>Does not stack.</p> <p>Ergonomic Features:<br/>M, N</p>                                     | <b>6335C</b>              | 855                     | 904      | 939                    | 993      | 1071     | 1107                   | 1176     | 1287   | 1374   | 1467   | 1664   | 1873   |
|  |  | <b>6335CMO</b>            | 912                     | 988      | 1048                   | 1136     | 1262     | 1305                   | 1413     | 1620   | 1721   | 1914   | 2177   | 2502   |
|  |  | <b>OVERALL DIMENSIONS</b> |                         |          | <b>SEAT DIMENSIONS</b> |          |          | <b>BACK DIMENSIONS</b> |          |        |        |        |        |        |
|  |  | <b>W</b>                  | <b>D</b>                | <b>H</b> | <b>W</b>               | <b>D</b> | <b>H</b> | <b>W</b>               | <b>H</b> |        |        |        |        |        |
|  |  |                           | 25.5                    | 24       | 34.5                   | 19       | 18       | 17.5                   | 19       | 17     |        |        |        |        |
|  |  |                           | RTA 00                  |          | FedEx                  |          | ups      |                        |          |        |        |        |        |        |
|  <p><b>Armless Seat Unit</b><br/>COM Yardage: 1<br/>Freight Class: 250<br/>Product Weight (lbs.): 20<br/>Cubic Feet Per Carton: 7.25</p>                               | <p>Upholstered seat/mesh back.<br/>Use with beam.</p>  | <b>6340</b>               | \$886                   | \$932    | \$962                  | \$1011   | \$1079   | \$1110                 | \$1170   | \$1268 | \$1344 | \$1427 | \$1601 | \$1786 |
|  |  | <b>OVERALL DIMENSIONS</b> |                         |          | <b>SEAT DIMENSIONS</b> |          |          | <b>BACK DIMENSIONS</b> |          |        |        |        |        |        |
|  |  | <b>W</b>                  | <b>D</b>                | <b>H</b> | <b>W</b>               | <b>D</b> | <b>H</b> | <b>W</b>               | <b>H</b> |        |        |        |        |        |
|  |  |                           |                         |          | 21                     | 23.5     | 20.5     | 17.5                   | 18       | -      | 19     | 17     |        |        |
|  |  |                           | RTA 00                  |          |                        |          |          |                        |          |        |        |        |        |        |
|  <p><b>Armless Seat Unit</b><br/>COM Yardage: 1<br/>Freight Class: 250<br/>Product Weight (lbs.): 26<br/>Cubic Feet Per Carton: 7.25</p>                              | <p>Upholstered seat and back.<br/>Use with beam.</p>   | <b>6341</b>               | 1032                    | 1084     | 1125                   | 1185     | 1270     | 1309                   | 1387     | 1509   | 1604   | 1709   | 1922   | 2152   |
|  |  | <b>OVERALL DIMENSIONS</b> |                         |          | <b>SEAT DIMENSIONS</b> |          |          | <b>BACK DIMENSIONS</b> |          |        |        |        |        |        |
|  |  | <b>W</b>                  | <b>D</b>                | <b>H</b> | <b>W</b>               | <b>D</b> | <b>H</b> | <b>W</b>               | <b>H</b> |        |        |        |        |        |
|  |  |                           |                         |          | 21                     | 23.5     | 20.5     | 17.5                   | 18       | -      | 19     | 17     |        |        |
|  |  |                           | RTA 00                  |          |                        |          |          |                        |          |        |        |        |        |        |
|  <p><b>Seat Unit w/Arms</b><br/>COM Yardage: 1<br/>Freight Class: 250<br/>Product Weight (lbs.): 26<br/>Cubic Feet Per Carton: 9.75</p>                               | <p>Upholstered seat/mesh back.<br/>Use with beam.</p>  | <b>6342</b>               | 820                     | 863      | 896                    | 944      | 1010     | 1041                   | 1104     | 1201   | 1275   | 1360   | 1533   | 1717   |
|  |  | <b>OVERALL DIMENSIONS</b> |                         |          | <b>SEAT DIMENSIONS</b> |          |          | <b>BACK DIMENSIONS</b> |          |        |        |        |        |        |
|  |  | <b>W</b>                  | <b>D</b>                | <b>H</b> | <b>W</b>               | <b>D</b> | <b>H</b> | <b>W</b>               | <b>H</b> |        |        |        |        |        |
|  |  |                           |                         |          | 25.5                   | 23.5     | 20.5     | 17.5                   | 18       | -      | 19     | 17     |        |        |
|  |  |                           | RTA 00                  |          |                        |          |          |                        |          |        |        |        |        |        |

| DESCRIPTION  | FEATURES   | MODEL.#     | STANDARD TEXTILE GRADES   |          |          |                        |          |          |                        |          |      |      |      |      |
|--|--|-------------|---------------------------|----------|----------|------------------------|----------|----------|------------------------|----------|------|------|------|------|
|  |  |             | 1                         | 2        | 3        | 4                      | 5        | 6        | 7                      | 8        | 9    | 10   | 11   | 12   |
|  <p><b>Seat Unit w/Arms</b><br/>COM Yardage: 1<br/>Freight Class: 250<br/>Product Weight (lbs.): 27<br/>Cubic Feet Per Carton: 9.75</p>                   | Upholstered seat and back.<br>Use with beam.                     | <b>6343</b> | 949                       | 1001     | 1042     | 1101                   | 1186     | 1224     | 1302                   | 1423     | 1517 | 1623 | 1839 | 2068 |
|  |  |             | <b>OVERALL DIMENSIONS</b> |          |          | <b>SEAT DIMENSIONS</b> |          |          | <b>BACK DIMENSIONS</b> |          |      |      |      |      |
|  |  |             | <b>W</b>                  | <b>D</b> | <b>H</b> | <b>W</b>               | <b>D</b> | <b>H</b> | <b>W</b>               | <b>H</b> |      |      |      |      |
|  |  |             | 25.5                      | 23.5     | 20.5     | 17.5                   | 18       | -        | 19                     | 17       |      |      |      |      |
|  |  |             | <b>RTA 00</b>             |          |          |                        |          |          |                        |          |      |      |      |      |
|  <p><b>Bar Height Stool w/Arms</b><br/>COM Yardage: 1.00<br/>Freight Class: 300<br/>Product Weight (lbs.): 35<br/>Cubic Feet Per Carton: 20</p>           | Mesh Back.<br>Does not stack.<br><br>Ergonomic Features:<br>M, N | <b>6350</b> | 919                       | 962      | 993      | 1043                   | 1109     | 1140     | 1201                   | 1300     | 1374 | 1459 | 1632 | 1816 |
|  |  |             | <b>OVERALL DIMENSIONS</b> |          |          | <b>SEAT DIMENSIONS</b> |          |          | <b>BACK DIMENSIONS</b> |          |      |      |      |      |
|  |  |             | <b>W</b>                  | <b>D</b> | <b>H</b> | <b>W</b>               | <b>D</b> | <b>H</b> | <b>W</b>               | <b>H</b> |      |      |      |      |
|  |  |             | 25.5                      | 25       | 44.5     | 19                     | 17.5     | 28.5     | 18                     | 16       |      |      |      |      |
|  |  |             | <b>RTA 00</b>             |          |          |                        |          |          |                        |          |      |      |      |      |
|  <p><b>Armless Bar Height Stool</b><br/>COM Yardage: 1.00<br/>Freight Class: 250<br/>Product Weight (lbs.): 33<br/>Cubic Feet Per Carton: 15.75</p>      | Mesh Back.<br>Does not stack.<br><br>Ergonomic Features:<br>M, N | <b>6351</b> | 875                       | 918      | 951      | 999                    | 1065     | 1096     | 1159                   | 1256     | 1330 | 1415 | 1588 | 1772 |
|  |  |             | <b>OVERALL DIMENSIONS</b> |          |          | <b>SEAT DIMENSIONS</b> |          |          | <b>BACK DIMENSIONS</b> |          |      |      |      |      |
|  |  |             | <b>W</b>                  | <b>D</b> | <b>H</b> | <b>W</b>               | <b>D</b> | <b>H</b> | <b>W</b>               | <b>H</b> |      |      |      |      |
|  |  |             | 21                        | 25       | 44.5     | 19                     | 17.5     | 28.5     | 18                     | 16       |      |      |      |      |
|  |  |             | <b>RTA 00</b>             |          |          |                        |          |          |                        |          |      |      |      |      |
|  <p><b>Counter Height Stool w/Arms</b><br/>COM Yardage: 1.00<br/>Freight Class: 300<br/>Product Weight (lbs.): 25<br/>Cubic Feet Per Carton: 18.5</p>   | Mesh Back.<br>Does not stack.<br><br>Ergonomic Features:<br>M, N | <b>6352</b> | 919                       | 962      | 993      | 1043                   | 1109     | 1140     | 1201                   | 1300     | 1374 | 1459 | 1632 | 1816 |
|  |  |             | <b>OVERALL DIMENSIONS</b> |          |          | <b>SEAT DIMENSIONS</b> |          |          | <b>BACK DIMENSIONS</b> |          |      |      |      |      |
|  |  |             | <b>W</b>                  | <b>D</b> | <b>H</b> | <b>W</b>               | <b>D</b> | <b>H</b> | <b>W</b>               | <b>H</b> |      |      |      |      |
|  |  |             | 25.5                      | 24.5     | 40.5     | 19                     | 17.5     | 24.5     | 18                     | 16       |      |      |      |      |
|  |  |             | <b>RTA 00</b>             |          |          |                        |          |          |                        |          |      |      |      |      |
|  <p><b>Armless Counter Height Stool</b><br/>COM Yardage: 1.00<br/>Freight Class: 250<br/>Product Weight (lbs.): 31<br/>Cubic Feet Per Carton: 14.50</p> | Mesh Back.<br>Does not stack.<br><br>Ergonomic Features:<br>M, N | <b>6353</b> | 875                       | 918      | 951      | 999                    | 1065     | 1096     | 1159                   | 1256     | 1330 | 1415 | 1588 | 1772 |
|  |  |             | <b>OVERALL DIMENSIONS</b> |          |          | <b>SEAT DIMENSIONS</b> |          |          | <b>BACK DIMENSIONS</b> |          |      |      |      |      |
|  |  |             | <b>W</b>                  | <b>D</b> | <b>H</b> | <b>W</b>               | <b>D</b> | <b>H</b> | <b>W</b>               | <b>H</b> |      |      |      |      |
|  |  |             | 21                        | 24.5     | 40.5     | 19                     | 17.5     | 24.5     | 18                     | 16       |      |      |      |      |
|  |  |             | <b>RTA 00</b>             |          |          |                        |          |          |                        |          |      |      |      |      |

| DESCRIPTION   | FEATURES   | MODEL#                    | STANDARD TEXTILE GRADES |               |                        |          |          |                        |          |      |      |      |      |      |  |
|---|--|---------------------------|-------------------------|---------------|------------------------|----------|----------|------------------------|----------|------|------|------|------|------|--|
|   |  |                           | 1                       | 2             | 3                      | 4        | 5        | 6                      | 7        | 8    | 9    | 10   | 11   | 12   |  |
|  <p><b>Bar Height Stool w/Arms</b><br/>COM Yardage: 1.25<br/>Freight Class: 300<br/>Product Weight (lbs.): 35</p>  | Upholstered Back<br>Does not stack.<br><br>Ergonomic Features:                 |                           | 1002                    | 1054          | 1095                   | 1154     | 1240     | 1277                   | 1355     | 1476 | 1570 | 1678 | 1892 | 2121 |  |
|   |  | <b>6360MO</b>             | 1060                    | 1143          | 1208                   | 1301     | 1437     | 1500                   | 1624     | 1820 | 1970 | 2138 | 2483 | 2851 |  |
|   |  | <b>OVERALL DIMENSIONS</b> |                         |               | <b>SEAT DIMENSIONS</b> |          |          | <b>BACK DIMENSIONS</b> |          |      |      |      |      |      |  |
|   |  | <b>W</b>                  | <b>D</b>                | <b>H</b>      | <b>W</b>               | <b>D</b> | <b>H</b> | <b>W</b>               | <b>H</b> |      |      |      |      |      |  |
|   | 25.5   | 25                        | 44.5                    | 19            | 17.5                   | 28.5     | 18       | 16                     |          |      |      |      |      |      |  |
|   |  |                           |                         | <b>RTA 00</b> |                        |          |          |                        |          |      |      |      |      |      |  |
|  <p><b>Armless Bar Height Stool</b><br/>COM Yardage: 1.25<br/>Freight Class: 250<br/>Product Weight (lbs.): 33<br/>Cubic Feet Per Carton: 15.75<br/>Cubic Feet Per Carton: 18.5</p> | Upholstered Back<br>Does not stack.<br><br>Ergonomic Features:<br>M, N<br>M, N |                           | 957                     | 1009          | 1051                   | 1110     | 1196     | 1235                   | 1312     | 1434 | 1529 | 1635 | 1848 | 2079 |  |
|   |  | <b>6361MO</b>             | 1016                    | 1099          | 1164                   | 1257     | 1394     | 1456                   | 1582     | 1776 | 1927 | 2095 | 2440 | 2807 |  |
|   |  | <b>OVERALL DIMENSIONS</b> |                         |               | <b>SEAT DIMENSIONS</b> |          |          | <b>BACK DIMENSIONS</b> |          |      |      |      |      |      |  |
|   |  | <b>W</b>                  | <b>D</b>                | <b>H</b>      | <b>W</b>               | <b>D</b> | <b>H</b> | <b>W</b>               | <b>H</b> |      |      |      |      |      |  |
|   | 21   | 25                        | 44.5                    | 19            | 17.5                   | 28.5     | 18       | 16                     |          |      |      |      |      |      |  |
|   |  |                           |                         | <b>RTA 00</b> |                        |          |          |                        |          |      |      |      |      |      |  |
|  <p><b>Bar Counter Height Stool w/Arms</b><br/>COM Yardage: 1.25<br/>Freight Class: 300<br/>Product Weight (lbs.): 33<br/>Cubic Feet Per Carton: 18.5</p>                         | Upholstered Back<br>Does not stack.<br><br>Ergonomic Features:<br>M, N         |                           | 1002                    | 1054          | 1095                   | 1154     | 1240     | 1277                   | 1355     | 1476 | 1570 | 1678 | 1892 | 2121 |  |
|   |  | <b>6362MO</b>             | 1060                    | 1143          | 1208                   | 1301     | 1437     | 1500                   | 1624     | 1820 | 1970 | 2138 | 2483 | 2851 |  |
|   |  | <b>OVERALL DIMENSIONS</b> |                         |               | <b>SEAT DIMENSIONS</b> |          |          | <b>BACK DIMENSIONS</b> |          |      |      |      |      |      |  |
|   |  | <b>W</b>                  | <b>D</b>                | <b>H</b>      | <b>W</b>               | <b>D</b> | <b>H</b> | <b>W</b>               | <b>H</b> |      |      |      |      |      |  |
|   | 25.5   | 24.5                      | 40.5                    | 19            | 17.5                   | 24.5     | 18       | 16                     |          |      |      |      |      |      |  |
|   |  |                           |                         | <b>RTA 00</b> |                        |          |          |                        |          |      |      |      |      |      |  |
|  <p><b>Armless Counter Height Stool</b><br/>COM Yardage: 1.25<br/>Freight Class: 250<br/>Product Weight (lbs.): 31<br/>Cubic Feet Per Carton: 14.50</p>                          | Upholstered Back<br>Does not stack.<br><br>Ergonomic Features:<br>M, N         |                           | 957                     | 1009          | 1051                   | 1110     | 1196     | 1235                   | 1312     | 1434 | 1529 | 1635 | 1848 | 2079 |  |
|   |  | <b>6363MO</b>             | 1016                    | 1099          | 1164                   | 1257     | 1394     | 1456                   | 1582     | 1776 | 1927 | 2095 | 2440 | 2807 |  |
|   |  | <b>OVERALL DIMENSIONS</b> |                         |               | <b>SEAT DIMENSIONS</b> |          |          | <b>BACK DIMENSIONS</b> |          |      |      |      |      |      |  |
|   |  | <b>W</b>                  | <b>D</b>                | <b>H</b>      | <b>W</b>               | <b>D</b> | <b>H</b> | <b>W</b>               | <b>H</b> |      |      |      |      |      |  |
|   | 21   | 25                        | 40.5                    | 19            | 17.5                   | 24.5     | 18       | 16                     |          |      |      |      |      |      |  |
|   |  |                           |                         | <b>RTA 00</b> |                        |          |          |                        |          |      |      |      |      |      |  |

## WILLOW



**model W5AUUG**  
Armchair, Upholstered Seat & Back



Wipeable shroud edge does not collect debris



No visible brackets or upholstery staples

### Arm Options



**Waterfall Arm (WFA)**



**Forward Grip Assist (GAA)**

|   | Willow Chair Stacking Capability |                 |
|---|----------------------------------|-----------------|
|   | Stacks on floor                  | Stacks on dolly |
| <b>Four leg arm and armless chairs with glides only</b> |                                  |                 |
| Poly/poly chairs  | up to 6 high                     | up to 10 high   |
| Upholstered chairs                                      | up to 4 high                     | up to 8 high    |
| Bariatric Models  | up to 4 high                     | up to 8 high    |
| <b>Four leg bar and counter stools</b>                  |                                  |                 |
| Stools with arms  | Does not stack                   | N/A             |
| Armless stools  | up to 4 high                     | N/A             |

| Plastic Component Finish Matching Chart |                   |                      |
|---|-------------------|----------------------|
| Chair Types                             | Seat Shroud       | Arms and Back Shroud |
| Poly back and seat                      | Matches seat/back | Matches seat/back    |
| Upholstered back and seat               | Specify           | Specify              |
| Poly back/upholstered seat              | Specify           | Specify              |
| Upholstered back/poly seat              | Matches seat      | Specify              |



For linking tables, see 252.

### EXAMPLE WILLOW ORDER CODE:

|       |      |    |      |     |     |
|-------|------|----|------|-----|-----|
| W5AUU | PU75 | NS | PU75 | WFA | BLK |
|-------|------|----|------|-----|-----|

Model #    Back Textile    Seat    Seat Textile    Arm Style    Seat Shroud Finish

|     |    |     |    |    |
|-----|----|-----|----|----|
| CHM | ST | BLK | NS | NB |
|-----|----|-----|----|----|

Frame Finish    Glide Type    Glide Finish    Back seams    Moisture Barrier

### STANDARD FEATURES

- Willow's durable design and open, welcoming form will ensure years of use. Freestanding chairs are available with four legs or sled base, in seated standard or bariatric widths. Additional models include hip, counter and bar height stools. Freestanding and corner, in-line and end tables are also available to complement the line.
- Seated height chairs may be ganged with ganging brackets or with in-line and corner tables.
- Plastic seats and backs, reinforced nylon arms, back shrouds and seat shrouds are available in a wide range of colors. See finish chart for matching color components.
- Tubular steel frame is available in 20 paint finishes and 4 metallic finishes (upcharge applies).
- Frame design features a wall saver leg to prevent contact with walls.
- Active weight capacity is 300 lbs. for four-leg seating with casters, 400 lbs. for seating on glides and 600 lbs. for 30" wide bariatric and parent/child models.
- Plastic seat shrouds are standard on all models.
- Upholstered seats have no seams for ease of cleaning.
- Four-leg chairs with glides are stackable, see matrix. Stacking of caster models is not recommended due to damage to plastic and upholstery.
- Armless counter and bar height stools are stackable on the floor only. See chart for details.
- Four-leg and stool models are available with a variety of glide types. Glides must be chosen to best suit flooring type and site conditions. For more information, refer to glide selection chart.
- Tables used with Willow armchairs require 28" clearance under the surface top; counter height stools require 34.25" clearance; bar height stools require 40.25" clearance.
- Sled base models have nylon colored glides, non-marking natural glides for use on most floor surfaces, or no glides for use on carpeted floors.
- For healthcare textiles, visit the website at [globalfurnituregroup.com](http://globalfurnituregroup.com).
- Check textile availability prior to specifying upholstery material.
- The series is available to specify with two textiles on upholstered seat and back models. For pricing, start with the base price and add applicable graded textile upcharges for the back and the seat.
- The blended textile matrix does not apply to this series.
- The series is designed for use across a range of facilities and is covered under Global's limited lifetime warranty for single-shift use. Specify from approved textiles.
- Shipped fully assembled.

### OPTIONAL FEATURES

- Additional weight (**CW**) of 24 lbs. is available. Weighted four-leg chairs are not stackable.
- Power/USB units are available, ordered separately, for use with in-line, corner and end tables. See model for details.
- Tables are pre-drilled for field installation of undermount power. Clamp mount units are available. Order power units separately for field installation.
- Moisture barrier may be specified on seats.
- Sled base models offer a floor mount (**FM**) option. See upcharges. Mounting hardware not included.

Add option codes in the following order:


- Model number**  
Enter model number.
- Back, Seat and Seat Shroud Finish** (plastic back and seat models)  
Plastic finishes:  

|                          |                        |
|--------------------------|------------------------|
| ( <b>BZB</b> ) Buzz Blue | ( <b>KAL</b> ) Kalua   |
| ( <b>CCT</b> ) Cactus    | ( <b>LAB</b> ) Latte   |
| ( <b>CRO</b> ) Carrot    | ( <b>J52</b> ) Mocha   |
| ( <b>IVC</b> ) Cloud     | ( <b>BLK</b> ) Night   |
| ( <b>DJN</b> ) Dijon     | ( <b>SND</b> ) Sand    |
| ( <b>EGP</b> ) Eggplant  | ( <b>SAR</b> ) Scarlet |
| ( <b>FOG</b> ) Fog       | ( <b>SHW</b> ) Shadow  |
| ( <b>FRO</b> ) Frost     | ( <b>TOA</b> ) Toast   |
| ( <b>INK</b> ) Ink       |                        |
- Back Finish** (plastic back and upholstered seat models)  
See Plastic finishes.
- Back Textile** (for upholstered back models)  
Specify back textile.
- Seat Textile** (for upholstered seat models)  
(**NS**) Seamless seat  
Specify seat textile.
- Arm Style** (for chairs with arms)  
(**WFA**) Waterfall arm  
(**GAA**) Grip assist arm. Add \$35.
- Arm and Back Shroud Finish**  
See Plastic finishes.
- Seat and Seat Shroud Finish** (for upholstered back and plastic seat models).  
See Plastic finishes.
- Leg Type** (for sled base models)  
(**NF**) No floor mount  
(**FM**) Floor mounted. Add \$13.
- Frame finish**  
Paint finishes:  
Black (**TBL**), Buzz Blue (**TBZ**), Cactus (**TCC**), Carrot (**TCR**), Cloud (**TIV**), Designer White (**TDW**), Dijon (**TDJ**), Eggplant (**TEG**), Fog (**TFO**), Frost (**TFR**), Ink (**TIN**), Kalua (**TKA**), Latte (**TLA**), Mocha (**TMO**), Nevada (**TNE**), Sand (**TSN**), Scarlet (**TSR**), Shadow (**TSH**), Toast (**TOA**) and Tungsten (**TTU**).  
Plated finishes - see chart for upcharges:  
(**CHM**) Chrome  
(**BCH**) Brushed Chrome
- Glide type** (four leg glides)  
(**ST**) Nylon, colored glide for most surfaces  
(**NM**) White, non-marking Nylon glide for most surfaces  
(**SG**) Steel cushion glide for carpeted surfaces. Add \$36.  
(**FG**) Felt glide for most hard floor surfaces. Add \$36.  
(**RG**) Rubber, non-slip glide for most hard floor surfaces. Add \$36.
- Glide type** (sled bases)  
(**ST**) Nylon, colored glide for most surfaces  
(**NM**) White, non-marking Nylon glide for most surfaces  
(**XG**) No glide for carpeted surfaces
- Glide Finish** (ST glides)  
(**BLK**) Black  
(**SND**) Sand
- Caster Type** (caster models)  
(**C114**) 2" caster for carpeted surface  
(**C114R**) 2" caster for most hard floor surfaces. Add \$53.
- Back Seams**  
(**NS**) No sealed back seams  
(**SBS**) Sealed back seams
- Moisture Barrier** (on seat)  
(**NB**) No moisture barrier.  
(**MB**) Moisture barrier. Add \$107. For bariatric, add \$161.
- Additional Weight**  
(**NC**) No counterweight.  
(**CW**) Counterweight. Add \$78.


| DESCRIPTION                        | FEATURES  |                 | MODEL#  |                 | STANDARD TEXTILE GRADES                            |                 |   |                 |
|------------------------------------|---|-----------------|---|-----------------|--|-----------------|---|-----------------|
|                                    | GLIDES  |                 |   |                 |  |                 |   |                 |
|                                    | Standard colored (ST) + non-marking (NM) glides - standard height |                 | Steel cushion (SG) glides - 0.313" higher than standard |                 | Felt pad (FG) glides - 0.375" higher than standard |                 | Rubber non-slip (RG) glides - 0.563" higher than standard |                 |
|                                    | SEAT HEIGHT (in)  | ARM HEIGHT (in) | SEAT HEIGHT (in)  | ARM HEIGHT (in) | SEAT HEIGHT (in)                                   | ARM HEIGHT (in) | SEAT HEIGHT (in)  | ARM HEIGHT (in) |
| <b>ARMCHAIRS</b>                   |   |                 |   |                 |  |                 |   |                 |
| Plastic seat, standard arms        | 17  | 26.75           | 17.31   | 27.06           | 17.38  | 27.13           | 17.56   | 27.31           |
| Plastic seat, grip assist arms     | 17  | 27              | 17.31   | 27.31           | 17.38  | 27.38           | 17.56   | 27.56           |
| Upholstered seat, standard arms    | 18.25   | 26.75           | 18.56   | 27.06           | 18.63  | 27.13           | 18.81   | 27.31           |
| Upholstered seat, grip assist arms | 18.25   | 27              | 18.56   | 27.31           | 18.63  | 27.38           | 18.81   | 27.56           |
| <b>COUNTER STOOLS WITH ARMS</b>    |   |                 |   |                 |  |                 |   |                 |
| Plastic seat, standard arms        | 23.25   | 33              | 23.56   | 33.31           | 23.63  | 33.38           | 23.81   | 33.56           |
| Plastic seat, grip assist arms     | 23.25   | 33.25           | 23.56   | 33.56           | 23.63  | 33.63           | 23.81   | 33.81           |
| Upholstered seat, standard arms    | 24.25   | 33              | 24.56   | 33.31           | 24.63  | 33.38           | 24.81   | 33.56           |
| Upholstered seat, grip assist arms | 24.25   | 33.25           | 24.56   | 33.56           | 24.63  | 33.63           | 24.81   | 33.81           |
| <b>BAR STOOLS WITH ARMS</b>        |   |                 |   |                 |  |                 |   |                 |
| Plastic seat, standard arms        | 29.25   | 39              | 29.56   | 39.31           | 29.63  | 39.38           | 29.81   | 39.56           |
| Plastic seat, grip assist arms     | 29.25   | 39.25           | 29.56   | 39.56           | 29.63  | 39.63           | 29.81   | 39.81           |
| Upholstered seat, standard arms    | 30.25   | 39              | 30.56   | 39.31           | 30.63  | 39.38           | 30.81   | 39.56           |
| Upholstered seat, grip assist arms | 30.25   | 39.25           | 30.56   | 39.56           | 30.63  | 39.63           | 30.81   | 39.81           |

| PLATED FRAME FINISH UPCHARGES      |              |                      |
|------------------------------------|--------------|----------------------|
|                                    | Chrome (CHM) | Brushed Chrome (BCH) |
| <b>FOUR LEG BASE</b>               |              |                      |
| Standard, arm and armless          | \$42         | \$147                |
| Bariatric                          | \$71         | \$229                |
| Hip chairs, standard and bariatric | \$71         | \$229                |
| Counter stools, arm and armless    | \$75         | \$244                |
| Bar stools, arm and armless        | \$75         | \$244                |
| <b>SLED BASE</b>                   |              |                      |
| Standard, arm and armless          | \$53         | \$180                |
| Bariatric                          | \$71         | \$229                |


DESCRIPTION FEATURES MODEL# STANDARD TEXTILE GRADES




|   |                               | List Price   |      |    |                 |      |    |                 |    |   |   |  |  |  |
|---|-------------------------------|--|------|----|-----------------|------|----|-----------------|----|---|---|--|--|--|
| <b>W5APPG</b><br>with glides  |                               | \$563  |      |    |                 |      |    |                 |    |   |   |  |  |  |
|   | <b>W5APPC</b><br>with casters | \$707  |      |    |                 |      |    |                 |    |   |   |  |  |  |
|   |                               | OVERALL DIMENSIONS   |      |    | SEAT DIMENSIONS |      |    | BACK DIMENSIONS |    |   |   |  |  |  |
|   |                               | W  | D    | H  | W               | D    | H  | W               | H  | W | H |  |  |  |
| <b>Armchair, Polypropylene Seat and Back</b><br>COM Yardage: n/a<br>Freight Class: 250<br>Product Weight (lbs.): 20.88<br>Cubic Feet Per Carton: 5.56 |                               | 24.25  | 23.5 | 32 | 17.75           | 17.5 | 17 | 16              | 16 |   |   |  |  |  |
|   |                               | Active weight with casters 300 lbs.; does not stack.<br>Active weight with glides 400 lbs.; stacks 6 high on floor.<br>2 per carton (pricing and specifications are for one seat unit) |      |    |                 |      |    |                 |    |   |   |  |  |  |







|   |                               | 1/COM  | 2     | 3     | 4               | 5     | 6     | 7               | 8     | 9     | 10    | 11     | 12     |  |
|---|-------------------------------|--|-------|-------|-----------------|-------|-------|-----------------|-------|-------|-------|--------|--------|--|
| <b>W5AUPG</b><br>with glides  |                               | \$662  | \$679 | \$693 | \$712           | \$740 | \$751 | \$775           | \$812 | \$841 | \$871 | \$935  | \$1002 |  |
|   | <b>W5AUPC</b><br>with casters | \$780  | \$797 | \$811 | \$830           | \$858 | \$869 | \$893           | \$930 | \$959 | \$989 | \$1053 | \$1120 |  |
|   |                               | OVERALL DIMENSIONS   |       |       | SEAT DIMENSIONS |       |       | BACK DIMENSIONS |       |       |       |        |        |  |
|   |                               | W  | D     | H     | W               | D     | H     | W               | H     | W     | H     |        |        |  |
| <b>Armchair, Upholstered Back and Polypropylene Seat</b><br>COM Yardage: 0.5<br>Freight Class: 250<br>Product Weight (lbs.): 21.88<br>Cubic Feet Per Carton: 5.56 |                               | 24.25  | 21.75 | 32.25 | 17.75           | 16.75 | 17    | 16.5            | 16    |       |       |        |        |  |
|   |                               | Active weight with casters 300 lbs.; does not stack.<br>Active weight with glides 400 lbs.; stacks 4 high on floor.<br>Add \$16 for (SBS)<br>2 per carton (pricing and specifications are for one seat unit) |       |       |                 |       |       |                 |       |       |       |        |        |  |





|  |                               | 1/COM  | 2     | 3     | 4               | 5     | 6     | 7               | 8      | 9      | 10     | 11     | 12     |  |
|--|-------------------------------|--|-------|-------|-----------------|-------|-------|-----------------|--------|--------|--------|--------|--------|--|
| <b>W5APUG</b><br>with glides   |                               | \$662  | \$688 | \$708 | \$737           | \$779 | \$795 | \$831           | \$887  | \$929  | \$976  | \$1071 | \$1172 |  |
|  | <b>W5APUC</b><br>with casters | \$780  | \$806 | \$826 | \$855           | \$897 | \$913 | \$949           | \$1005 | \$1047 | \$1094 | \$1189 | \$1290 |  |
|  |                               | OVERALL DIMENSIONS   |       |       | SEAT DIMENSIONS |       |       | BACK DIMENSIONS |        |        |        |        |        |  |
|  |                               | W  | D     | H     | W               | D     | H     | W               | H      | W      | H      |        |        |  |
| <b>Armchair, Polypropylene Back and Upholstered Seat</b><br>COM Yardage: 0.75<br>Freight Class: 250<br>Product Weight (lbs.): 21.38<br>Cubic Feet Per Carton: 5.56 |                               | 24.25  | 23.5  | 32    | 18.25           | 17.75 | 18.25 | 16              | 15.25  |        |        |        |        |  |
|  |                               | Active weight with casters 300 lbs.; does not stack.<br>Active weight with glides 400 lbs.; stacks 4 high on floor.<br>2 per carton (pricing and specifications are for one seat unit) |       |       |                 |       |       |                 |        |        |        |        |        |  |





|   |                | 1/COM   | 2     | 3     | 4               | 5      | 6      | 7               | 8      | 9      | 10     | 11     | 12     |  |
|---|----------------|---|-------|-------|-----------------|--------|--------|-----------------|--------|--------|--------|--------|--------|--|
| <b>W5AUUG</b><br>with glides  | Base Price:    | \$696   |       |       |                 |        |        |                 |        |        |        |        |        |  |
|   | Seat upcharge: | +0  | +\$26 | +\$46 | +\$75           | +\$117 | +\$133 | +\$169          | +\$225 | +\$267 | +\$314 | +\$409 | +\$510 |  |
|   | Back upcharge: | +0  | +\$17 | +\$31 | +\$50           | +\$78  | +\$89  | +\$113          | +\$150 | +\$179 | +\$209 | +\$273 | +\$340 |  |
| <b>W5AUUC</b><br>with casters   | Base Price:    | \$847   |       |       |                 |        |        |                 |        |        |        |        |        |  |
|   | Seat upcharge: | +0  | +\$26 | +\$46 | +\$75           | +\$117 | +\$133 | +\$169          | +\$225 | +\$267 | +\$314 | +\$409 | +\$510 |  |
|   | Back upcharge: | +0  | +\$17 | +\$31 | +\$50           | +\$78  | +\$89  | +\$113          | +\$150 | +\$179 | +\$209 | +\$273 | +\$340 |  |
|   |                | OVERALL DIMENSIONS  |       |       | SEAT DIMENSIONS |        |        | BACK DIMENSIONS |        |        |        |        |        |  |
|   |                | W   | D     | H     | W               | D      | H      | W               | H      | W      | H      |        |        |  |
| <b>Armchair, Upholstered Seat and Back</b><br>COM Yardage: Back: 0.5; Seat: 0.75<br>Freight Class: 250<br>Product Weight (lbs.): 21.88<br>Cubic Feet Per Carton: 5.56 |                | 24.25   | 22    | 32.25 | 18.25           | 17     | 18.25  | 16.5            | 15.25  |        |        |        |        |  |
|   |                | Active weight with casters 300 lbs.; does not stack.<br>Active weight with glides 400 lbs.; stacks 4 high on floor.<br>Add \$16 for (SBS).<br>2 per carton (pricing and specifications are for one seat unit) |       |       |                 |        |        |                 |        |        |        |        |        |  |


| DESCRIPTION  | FEATURES  | MODEL#  | STANDARD TEXTILE GRADES |                    |       |       |                 |        |        |                 |        |        |        |        |
|--|---|---|-------------------------|--------------------|-------|-------|-----------------|--------|--------|-----------------|--------|--------|--------|--------|
|  <p><b>Armless Chair, Polypropylene Seat and Back</b><br/>COM Yardage: n/a<br/>Freight Class: 250<br/>Product Weight (lbs.): 18<br/>Cubic Feet Per Carton: 4.63</p>                   |   | List Price  |                         |                    |       |       |                 |        |        |                 |        |        |        |        |
|  | <b>W5NPPG</b><br>with glides  | \$513   |                         |                    |       |       |                 |        |        |                 |        |        |        |        |
|  | <b>W5NPPC</b><br>with casters   | \$656   |                         |                    |       |       |                 |        |        |                 |        |        |        |        |
|  |   |   |                         | OVERALL DIMENSIONS |       |       | SEAT DIMENSIONS |        |        | BACK DIMENSIONS |        |        |        |        |
|  |   |   | W                       | D                  | H     | W     | D               | H      | W      | H               |        |        |        |        |
|  | Active weight with casters 300 lbs.; does not stack.<br>Active weight with glides 400 lbs.; stacks 6 high on floor.<br>2 per carton (pricing and specifications are for one seat unit)                        |   | 20.75                   | 23.5               | 32    | 17.75 | 17.5            | 17     | 16     | 16              |        |        |        |        |
|  <p><b>Armless Chair, Upholstered Back and Polypropylene Seat</b><br/>COM Yardage: 0.5<br/>Freight Class: 250<br/>Product Weight (lbs.): 18.5<br/>Cubic Feet Per Carton: 4.63</p>     |   | 1/COM   | 2                       | 3                  | 4     | 5     | 6               | 7      | 8      | 9               | 10     | 11     | 12     |        |
|  | <b>W5NUPG</b><br>with glides  | \$610   | \$627                   | \$641              | \$660 | \$688 | \$699           | \$723  | \$760  | \$789           | \$819  | \$883  | \$950  |        |
|  | <b>W5NUPC</b><br>with casters   | \$727   | \$744                   | \$758              | \$777 | \$805 | \$816           | \$840  | \$877  | \$906           | \$936  | \$1000 | \$1067 |        |
|  |   |   |                         | OVERALL DIMENSIONS |       |       | SEAT DIMENSIONS |        |        | BACK DIMENSIONS |        |        |        |        |
|  |   |   | W                       | D                  | H     | W     | D               | H      | W      | H               |        |        |        |        |
|  | Active weight with casters 300 lbs.; does not stack.<br>Active weight with glides 400 lbs.; stacks 4 high on floor.<br>Add \$16 for (SBS)<br>2 per carton (pricing and specifications are for one seat unit)  |   | 20.75                   | 23.5               | 32.25 | 17.75 | 16.75           | 17     | 16.5   | 16              |        |        |        |        |
|  <p><b>Armless Chair, Polypropylene Back and Upholstered Seat</b><br/>COM Yardage: 0.75<br/>Freight Class: 250<br/>Product Weight (lbs.): 18.5<br/>Cubic Feet Per Carton: 4.63</p>   |   | 1/COM   | 2                       | 3                  | 4     | 5     | 6               | 7      | 8      | 9               | 10     | 11     | 12     |        |
|  | <b>W5NPUG</b><br>with glides  | \$610   | \$636                   | \$656              | \$685 | \$727 | \$743           | \$779  | \$835  | \$877           | \$924  | \$1019 | \$1120 |        |
|  | <b>W5NPUC</b><br>with casters   | \$727   | \$753                   | \$773              | \$802 | \$844 | \$860           | \$896  | \$952  | \$994           | \$1041 | \$1136 | \$1237 |        |
|  |   |   |                         | OVERALL DIMENSIONS |       |       | SEAT DIMENSIONS |        |        | BACK DIMENSIONS |        |        |        |        |
|  |   |   | W                       | D                  | H     | W     | D               | H      | W      | H               |        |        |        |        |
|  | Active weight with casters 300 lbs.; does not stack.<br>Active weight with glides 400 lbs.; stacks 4 high on floor.<br>2 per carton (pricing and specifications are for one seat unit)                        |   | 20.75                   | 23.5               | 32    | 18.25 | 17.75           | 18.25  | 16     | 15.25           |        |        |        |        |
|  <p><b>Armless Chair, Upholstered Seat and Back</b><br/>COM Yardage: Back: 0.5; Seat: 0.75<br/>Freight Class: 150<br/>Product Weight (lbs.): 19<br/>Cubic Feet Per Carton: 4.63</p> |   | 1/COM   | 2                       | 3                  | 4     | 5     | 6               | 7      | 8      | 9               | 10     | 11     | 12     |        |
|  | <b>W5NUUG</b><br>with glides  | Base Price: \$646<br>Seat upcharge: +0<br>Back upcharge: +0 | +0                      | +\$26              | +\$46 | +\$75 | +\$117          | +\$133 | +\$169 | +\$225          | +\$267 | +\$314 | +\$409 | +\$510 |
|  | <b>W5NUUC</b><br>with casters   | Base Price: \$794<br>Seat upcharge: +0<br>Back upcharge: +0 | +0                      | +\$17              | +\$31 | +\$50 | +\$78           | +\$89  | +\$113 | +\$150          | +\$179 | +\$209 | +\$273 | +\$340 |
|  |   |   |                         | OVERALL DIMENSIONS |       |       | SEAT DIMENSIONS |        |        | BACK DIMENSIONS |        |        |        |        |
|  |   |   | W                       | D                  | H     | W     | D               | H      | W      | H               |        |        |        |        |
|  | Active weight with casters 300 lbs.; does not stack.<br>Active weight with glides 400 lbs.; stacks 4 high on floor.<br>Add \$16 for (SBS).<br>2 per carton (pricing and specifications are for one seat unit) |   | 20.75                   | 23.5               | 32.25 | 18.25 | 17              | 18.25  | 16.5   | 15.25           |        |        |        |        |


| DESCRIPTION   | FEATURES  | MODEL#             |      |       |                 |    |       |                 |       |   |    |    |    |
|---|---|--------------------|------|-------|-----------------|----|-------|-----------------|-------|---|----|----|----|
|   |   | 1/COM              | 2    | 3     | 4               | 5  | 6     | 7               | 8     | 9 | 10 | 11 | 12 |
|  <p><b>Bariatric Armchair, Upholstered Seat and Back</b><br/>COM Yardage: Back: 1 Seat: .75<br/>Freight Class: 250<br/>Product Weight (lbs.): 41<br/>Cubic Feet Per Carton: 20.5</p> | <p><b>W530AUU</b> Base Price: \$1091<br/>Seat upcharge: +0<br/>Back upcharge: +0</p>  |                    |      |       |                 |    |       |                 |       |   |    |    |    |
|   | <p>Active weight 600 lbs.<br/>Stacks 4 high on floor.<br/>Caster model not available.<br/>Add \$25 for (SBS).<br/>One per carton (pricing and specifications are for one seat unit)</p> |                    |      |       |                 |    |       |                 |       |   |    |    |    |
|   |   | OVERALL DIMENSIONS |      |       | SEAT DIMENSIONS |    |       | BACK DIMENSIONS |       |   |    |    |    |
|   |   | W                  | D    | H     | W               | D  | H     | W               | H     |   |    |    |    |
|   |   | 35.25              | 23.5 | 32.25 | 29              | 17 | 18.25 | 26.75           | 15.25 |   |    |    |    |


| DESCRIPTION   | FEATURES  | MODEL#             |      |       |                 |    |   |                 |       |   |    |    |    |
|---|---|--------------------|------|-------|-----------------|----|---|-----------------|-------|---|----|----|----|
|   |   | 1/COM              | 2    | 3     | 4               | 5  | 6 | 7               | 8     | 9 | 10 | 11 | 12 |
|  <p><b>Bariatric Armless Chair, Upholstered Seat and Back</b><br/>COM Yardage: Back: 1 Seat: .75<br/>Freight Class: 250<br/>Product Weight (lbs.): 37.5<br/>Cubic Feet Per Carton: 16.75</p> | <p><b>W530NUU</b> Base Price: \$1040<br/>Seat upcharge: +0<br/>Back upcharge: +0</p>  |                    |      |       |                 |    |   |                 |       |   |    |    |    |
|   | <p>Active weight 600 lbs.<br/>Stacks 4 high on floor.<br/>Caster model not available.<br/>Add \$25 for (SBS).<br/>One per carton (pricing and specifications are for one seat unit)</p> |                    |      |       |                 |    |   |                 |       |   |    |    |    |
|   |   | OVERALL DIMENSIONS |      |       | SEAT DIMENSIONS |    |   | BACK DIMENSIONS |       |   |    |    |    |
|   |   | W                  | D    | H     | W               | D  | H | W               | H     |   |    |    |    |
|   |   | 31.75              | 23.5 | 32.25 | 29              | 17 | 0 | 26.75           | 15.25 |   |    |    |    |


| DESCRIPTION  | FEATURES  | List Price         |       |    |                 |       |       |                 |    |  |  |  |  |
|--|---|--------------------|-------|----|-----------------|-------|-------|-----------------|----|--|--|--|--|
|  |   |                    |       |    |                 |       |       |                 |    |  |  |  |  |
|  <p><b>Armchair, Sled Base, Polypropylene Seat and Back</b><br/>COM Yardage: n/a<br/>Freight Class: 250<br/>Product Weight (lbs.): 29.5<br/>Cubic Feet Per Carton: 13.25</p> | <p><b>W6APP</b></p>                               | \$722              |       |    |                 |       |       |                 |    |  |  |  |  |
|  | <p>Active weight 400 lbs.<br/>Does not stack.</p> |                    |       |    |                 |       |       |                 |    |  |  |  |  |
|  |   | OVERALL DIMENSIONS |       |    | SEAT DIMENSIONS |       |       | BACK DIMENSIONS |    |  |  |  |  |
|  |   | W                  | D     | H  | W               | D     | H     | W               | H  |  |  |  |  |
|  |   | 24.25              | 23.75 | 32 | 17.75           | 17.75 | 17.75 | 16              | 16 |  |  |  |  |


| DESCRIPTION   | FEATURES  | MODEL#             |       |       |                 |       |       |                 |       |       |        |        |        |
|---|---|--------------------|-------|-------|-----------------|-------|-------|-----------------|-------|-------|--------|--------|--------|
|   |   | 1/COM              | 2     | 3     | 4               | 5     | 6     | 7               | 8     | 9     | 10     | 11     | 12     |
|  <p><b>Armchair, Sled Base, Upholstered Back and Polypropylene Seat</b><br/>COM Yardage: 0.5<br/>Freight Class: 250<br/>Product Weight (lbs.): 30<br/>Cubic Feet Per Carton: 13.25</p> | <p><b>W6AUP</b></p>   | \$794              | \$811 | \$825 | \$844           | \$872 | \$883 | \$907           | \$944 | \$973 | \$1003 | \$1067 | \$1134 |
|   | <p>Active weight 400 lbs.<br/>Does not stack.<br/>Add \$16 for (SBS).</p> |                    |       |       |                 |       |       |                 |       |       |        |        |        |
|   |   | OVERALL DIMENSIONS |       |       | SEAT DIMENSIONS |       |       | BACK DIMENSIONS |       |       |        |        |        |
|   |   | W                  | D     | H     | W               | D     | H     | W               | H     |       |        |        |        |
|   |   | 24.25              | 23.75 | 32.25 | 17.75           | 17.75 | 17.75 | 16.5            | 16    |       |        |        |        |


| DESCRIPTION  | FEATURES  | MODEL#             |       |       |                 |       |       |                 |        |        |        |        |        |
|--|---|--------------------|-------|-------|-----------------|-------|-------|-----------------|--------|--------|--------|--------|--------|
|  |   | 1/COM              | 2     | 3     | 4               | 5     | 6     | 7               | 8      | 9      | 10     | 11     | 12     |
|  <p><b>Armchair, Sled Base, Polypropylene Back and Upholstered Seat</b><br/>COM Yardage: 0.75<br/>Freight Class: 250<br/>Product Weight (lbs.): 30<br/>Cubic Feet Per Carton: 13.25</p> | <p><b>W6APU</b></p>                               | \$794              | \$820 | \$840 | \$869           | \$911 | \$927 | \$963           | \$1019 | \$1061 | \$1108 | \$1203 | \$1304 |
|  | <p>Active weight 400 lbs.<br/>Does not stack.</p> |                    |       |       |                 |       |       |                 |        |        |        |        |        |
|  |   | OVERALL DIMENSIONS |       |       | SEAT DIMENSIONS |       |       | BACK DIMENSIONS |        |        |        |        |        |
|  |   | W                  | D     | H     | W               | D     | H     | W               | H      |        |        |        |        |
|  |   | 24.25              | 23.75 | 32    | 18.25           | 17.75 | 18.25 | 16              | 15.25  |        |        |        |        |


| DESCRIPTION   | FEATURES  | MODEL#             | STANDARD TEXTILE GRADES |       |                 |       |        |                 |        |        |        |        |        |        |  |  |  |  |  |  |  |  |
|---|---|--------------------|-------------------------|-------|-----------------|-------|--------|-----------------|--------|--------|--------|--------|--------|--------|--|--|--|--|--|--|--|--|
|   |   |                    | 1/COM                   | 2     | 3               | 4     | 5      | 6               | 7      | 8      | 9      | 10     | 11     | 12     |  |  |  |  |  |  |  |  |
|  <p><b>Armchair, Sled Base, Upholstered Seat and Back</b><br/>COM Yardage: Back: 0.5; Seat: 0.75<br/>Freight Class: 250<br/>Product Weight (lbs.): 30.5<br/>Cubic Feet Per Carton: 13.25</p> | <p>Active weight 400 lbs.<br/>Does not stack.<br/>Add \$16 for (SBS).</p> | W6AUU              | Base Price:             | \$860 |                 |       |        |                 |        |        |        |        |        |        |  |  |  |  |  |  |  |  |
|   |   | Seat upcharge:     | +0                      | +\$26 | +\$46           | +\$75 | +\$117 | +\$133          | +\$169 | +\$225 | +\$267 | +\$314 | +\$409 | +\$510 |  |  |  |  |  |  |  |  |
|   |   | Back upcharge:     | +0                      | +\$17 | +\$31           | +\$50 | +\$78  | +\$89           | +\$113 | +\$150 | +\$179 | +\$209 | +\$273 | +\$340 |  |  |  |  |  |  |  |  |
|   |   | OVERALL DIMENSIONS |                         |       | SEAT DIMENSIONS |       |        | BACK DIMENSIONS |        |        |        |        |        |        |  |  |  |  |  |  |  |  |
|   |   | W                  | D                       | H     | W               | D     | H      | W               | H      |        |        |        |        |        |  |  |  |  |  |  |  |  |
|   |   | 24.25              | 23.75                   | 32.25 | 18.25           | 16.5  | 18.25  | 16.5            | 15.25  |        |        |        |        |        |  |  |  |  |  |  |  |  |


| DESCRIPTION  | FEATURES  | MODEL# | STANDARD TEXTILE GRADES |       |                    |       |       |                 |    |    |                 |    |    |    |  |  |  |  |  |  |  |  |
|--|---|--------|-------------------------|-------|--------------------|-------|-------|-----------------|----|----|-----------------|----|----|----|--|--|--|--|--|--|--|--|
|  |   |        | 1/COM                   | 2     | 3                  | 4     | 5     | 6               | 7  | 8  | 9               | 10 | 11 | 12 |  |  |  |  |  |  |  |  |
|  <p><b>Armless Chair, Sled Base, Polypropylene Seat and Back</b><br/>COM Yardage: n/a<br/>Freight Class: 250<br/>Product Weight (lbs.): 26.5<br/>Cubic Feet Per Carton: 11.75</p> | <p>Active weight 400 lbs.<br/>Does not stack.</p> | W6NPP  | List Price              | \$669 |                    |       |       |                 |    |    |                 |    |    |    |  |  |  |  |  |  |  |  |
|  |   |        |                         |       | OVERALL DIMENSIONS |       |       | SEAT DIMENSIONS |    |    | BACK DIMENSIONS |    |    |    |  |  |  |  |  |  |  |  |
|  |   |        |                         |       | W                  | D     | H     | W               | D  | H  | W               | H  |    |    |  |  |  |  |  |  |  |  |
|  |   |        | 20.75                   | 23.5  | 32                 | 17.75 | 17.75 | 17.75           | 16 | 16 |                 |    |    |    |  |  |  |  |  |  |  |  |


| DESCRIPTION   | FEATURES   | MODEL# | STANDARD TEXTILE GRADES |       |                    |       |       |                 |       |       |                 |       |        |        |  |  |
|---|--|--------|-------------------------|-------|--------------------|-------|-------|-----------------|-------|-------|-----------------|-------|--------|--------|--|--|
|   |  |        | 1/COM                   | 2     | 3                  | 4     | 5     | 6               | 7     | 8     | 9               | 10    | 11     | 12     |  |  |
|  <p><b>Armless Chair, Sled Base, Upholstered Back and Polypropylene Seat</b><br/>COM Yardage: n/a<br/>Freight Class: 250<br/>Product Weight (lbs.): 27<br/>Cubic Feet Per Carton: 11.75</p> | <p>Active weight 400 lbs.<br/>Does not stack.<br/>Add \$16 for (SBS)</p> | W6NUP  | \$742                   | \$759 | \$773              | \$792 | \$820 | \$831           | \$855 | \$892 | \$921           | \$951 | \$1015 | \$1082 |  |  |
|   |  |        |                         |       | OVERALL DIMENSIONS |       |       | SEAT DIMENSIONS |       |       | BACK DIMENSIONS |       |        |        |  |  |
|   |  |        |                         |       | W                  | D     | H     | W               | D     | H     | W               | H     |        |        |  |  |
|   |  |        | 20.75                   | 23.5  | 32.25              | 17.75 | 17.75 | 17.75           | 16.5  | 16    |                 |       |        |        |  |  |


| DESCRIPTION   | FEATURES  | MODEL# | STANDARD TEXTILE GRADES |       |                    |       |       |                 |       |       |                 |        |        |        |        |  |
|---|---|--------|-------------------------|-------|--------------------|-------|-------|-----------------|-------|-------|-----------------|--------|--------|--------|--------|--|
|   |   |        | 1/COM                   | 2     | 3                  | 4     | 5     | 6               | 7     | 8     | 9               | 10     | 11     | 12     |        |  |
|  <p><b>Armless Chair, Sled Base, Polypropylene Back and Upholstered Seat</b><br/>COM Yardage: 0.75<br/>Freight Class: 250<br/>Product Weight (lbs.): 27<br/>Cubic Feet Per Carton: 11.75</p> | <p>Active weight 400 lbs.<br/>Does not stack.</p> | W6NPU  | List Price              | \$742 | \$768              | \$788 | \$817 | \$859           | \$875 | \$911 | \$967           | \$1009 | \$1056 | \$1151 | \$1252 |  |
|   |   |        |                         |       | OVERALL DIMENSIONS |       |       | SEAT DIMENSIONS |       |       | BACK DIMENSIONS |        |        |        |        |  |
|   |   |        |                         |       | W                  | D     | H     | W               | D     | H     | W               | H      |        |        |        |  |
|   |   |        | 20.75                   | 23.5  | 32                 | 18.25 | 17.75 | 18.25           | 16    | 15.25 |                 |        |        |        |        |  |


| DESCRIPTION  | FEATURES  | MODEL#             | STANDARD TEXTILE GRADES |       |                 |       |        |                 |        |        |        |        |        |        |  |  |  |  |  |  |  |  |
|--|---|--------------------|-------------------------|-------|-----------------|-------|--------|-----------------|--------|--------|--------|--------|--------|--------|--|--|--|--|--|--|--|--|
|  |   |                    | 1/COM                   | 2     | 3               | 4     | 5      | 6               | 7      | 8      | 9      | 10     | 11     | 12     |  |  |  |  |  |  |  |  |
|  <p><b>Armless Chair, Sled Base, Upholstered Seat and Back</b><br/>COM Yardage: Back: 0.5; Seat: 0.75<br/>Freight Class: 250<br/>Product Weight (lbs.): 27.5<br/>Cubic Feet Per Carton: 11.75</p> | <p>Active weight 400 lbs.<br/>Does not stack.<br/>Add \$16 for (SBS).</p> | W6NUU              | Base Price:             | \$809 |                 |       |        |                 |        |        |        |        |        |        |  |  |  |  |  |  |  |  |
|  |   | Seat upcharge:     | +0                      | +\$26 | +\$46           | +\$75 | +\$117 | +\$133          | +\$169 | +\$225 | +\$267 | +\$314 | +\$409 | +\$510 |  |  |  |  |  |  |  |  |
|  |   | Back upcharge:     | +0                      | +\$17 | +\$31           | +\$50 | +\$78  | +\$89           | +\$113 | +\$150 | +\$179 | +\$209 | +\$273 | +\$340 |  |  |  |  |  |  |  |  |
|  |   | OVERALL DIMENSIONS |                         |       | SEAT DIMENSIONS |       |        | BACK DIMENSIONS |        |        |        |        |        |        |  |  |  |  |  |  |  |  |
|  |   | W                  | D                       | H     | W               | D     | H      | W               | H      |        |        |        |        |        |  |  |  |  |  |  |  |  |
|  |   | 20.75              | 23.5                    | 32.25 | 18.25           | 16.5  | 18.25  | 16.5            | 15.25  |        |        |        |        |        |  |  |  |  |  |  |  |  |


| DESCRIPTION   | FEATURES       | MODEL#                    |              |              |                        |               |               |                        |               |               |               |               |               |
|---|----------------|---------------------------|--------------|--------------|------------------------|---------------|---------------|------------------------|---------------|---------------|---------------|---------------|---------------|
|   |                | 1/COM                     | 2            | 3            | 4                      | 5             | 6             | 7                      | 8             | 9             | 10            | 11            | 12            |
|  | <b>W630AUU</b> | Base Price:               | \$1223       |              |                        |               |               |                        |               |               |               |               |               |
|   | Seat upcharge: | <b>+0</b>                 | <b>+\$34</b> | <b>+\$61</b> | <b>+\$100</b>          | <b>+\$155</b> | <b>+\$178</b> | <b>+\$225</b>          | <b>+\$300</b> | <b>+\$356</b> | <b>+\$417</b> | <b>+\$545</b> | <b>+\$679</b> |
|   | Back upcharge: | <b>+0</b>                 | <b>+\$26</b> | <b>+\$46</b> | <b>+\$75</b>           | <b>+\$117</b> | <b>+\$133</b> | <b>+\$169</b>          | <b>+\$225</b> | <b>+\$267</b> | <b>+\$314</b> | <b>+\$409</b> | <b>+\$510</b> |
|   |                | <b>OVERALL DIMENSIONS</b> |              |              | <b>SEAT DIMENSIONS</b> |               |               | <b>BACK DIMENSIONS</b> |               |               |               |               |               |
|   |                | <b>W</b>                  | <b>D</b>     | <b>H</b>     | <b>W</b>               | <b>D</b>      | <b>H</b>      | <b>W</b>               | <b>H</b>      |               |               |               |               |
|   |                | 35.25                     | 23.5         | 32.25        | 29                     | 17            | 18.25         | 26.75                  | 15.25         |               |               |               |               |
| <b>Bariatric Armchair, Sled Base, Upholstered Seat and Back</b>                   |                |                           |              |              |                        |               |               |                        |               |               |               |               |               |
| COM Yardage: Back: 1 Seat:.75   |                | Active weight 600 lbs.    |              |              |                        |               |               |                        |               |               |               |               |               |
| Freight Class: 250  |                | Does not stack.           |              |              |                        |               |               |                        |               |               |               |               |               |
| Product Weight (lbs.): 45   |                | Add \$25 for (SBS).       |              |              |                        |               |               |                        |               |               |               |               |               |
| Cubic Feet Per Carton: 20.5   |                |                           |              |              |                        |               |               |                        |               |               |               |               |               |


| DESCRIPTION   | FEATURES       | MODEL#                    |              |              |                        |               |               |                        |               |               |               |               |               |
|---|----------------|---------------------------|--------------|--------------|------------------------|---------------|---------------|------------------------|---------------|---------------|---------------|---------------|---------------|
|   |                | 1/COM                     | 2            | 3            | 4                      | 5             | 6             | 7                      | 8             | 9             | 10            | 11            | 12            |
|  | <b>W630NUU</b> | Base Price:               | \$1172       |              |                        |               |               |                        |               |               |               |               |               |
|   | Seat upcharge: | <b>+0</b>                 | <b>+\$34</b> | <b>+\$61</b> | <b>+\$100</b>          | <b>+\$155</b> | <b>+\$178</b> | <b>+\$225</b>          | <b>+\$300</b> | <b>+\$356</b> | <b>+\$417</b> | <b>+\$545</b> | <b>+\$679</b> |
|   | Back upcharge: | <b>+0</b>                 | <b>+\$26</b> | <b>+\$46</b> | <b>+\$75</b>           | <b>+\$117</b> | <b>+\$133</b> | <b>+\$169</b>          | <b>+\$225</b> | <b>+\$267</b> | <b>+\$314</b> | <b>+\$409</b> | <b>+\$510</b> |
|   |                | <b>OVERALL DIMENSIONS</b> |              |              | <b>SEAT DIMENSIONS</b> |               |               | <b>BACK DIMENSIONS</b> |               |               |               |               |               |
|   |                | <b>W</b>                  | <b>D</b>     | <b>H</b>     | <b>W</b>               | <b>D</b>      | <b>H</b>      | <b>W</b>               | <b>H</b>      |               |               |               |               |
|   |                | 31.75                     | 23.5         | 32.25        | 29                     | 17            | 18.25         | 26.75                  | 15.25         |               |               |               |               |
| <b>Bariatric Armless Chair, Sled Base, Upholstered Seat and Back</b>              |                |                           |              |              |                        |               |               |                        |               |               |               |               |               |
| COM Yardage: Back: 1 Seat:.75   |                | Active weight 600 lbs.    |              |              |                        |               |               |                        |               |               |               |               |               |
| Freight Class: 250  |                | Does not stack.           |              |              |                        |               |               |                        |               |               |               |               |               |
| Product Weight (lbs.): 41.5   |                | Add \$25 for (SBS).       |              |              |                        |               |               |                        |               |               |               |               |               |
| Cubic Feet Per Carton: 16.75  |                |                           |              |              |                        |               |               |                        |               |               |               |               |               |


| DESCRIPTION  | FEATURES       | MODEL#                    |          |          |                        |          |          |                        |          |   |    |    |    |
|--|----------------|---------------------------|----------|----------|------------------------|----------|----------|------------------------|----------|---|----|----|----|
|  |                | 1/COM                     | 2        | 3        | 4                      | 5        | 6        | 7                      | 8        | 9 | 10 | 11 | 12 |
|  | <b>W5CSAPP</b> | List Price                |          |          |                        |          |          |                        |          |   |    |    |    |
|  |                | \$790                     |          |          |                        |          |          |                        |          |   |    |    |    |
|  |                | <b>OVERALL DIMENSIONS</b> |          |          | <b>SEAT DIMENSIONS</b> |          |          | <b>BACK DIMENSIONS</b> |          |   |    |    |    |
|  |                | <b>W</b>                  | <b>D</b> | <b>H</b> | <b>W</b>               | <b>D</b> | <b>H</b> | <b>W</b>               | <b>H</b> |   |    |    |    |
|  |                | 24.25                     | 23.5     | 38.25    | 17.75                  | 17.15    | 23.25    | 16                     | 16       |   |    |    |    |
| <b>Counter Stool with Arms, Polypropylene Seat and Back</b>                        |                |                           |          |          |                        |          |          |                        |          |   |    |    |    |
| COM Yardage: n/a   |                | Active weight 400 lbs.    |          |          |                        |          |          |                        |          |   |    |    |    |
| Freight Class: 250   |                | Does not stack.           |          |          |                        |          |          |                        |          |   |    |    |    |
| Product Weight (lbs.): 32.5  |                |                           |          |          |                        |          |          |                        |          |   |    |    |    |
| Cubic Feet Per Carton: 15  |                |                           |          |          |                        |          |          |                        |          |   |    |    |    |


| DESCRIPTION   | FEATURES       | MODEL#                 |                           |          |          |                        |          |          |                        |        |        |        |        |
|---|----------------|------------------------|---------------------------|----------|----------|------------------------|----------|----------|------------------------|--------|--------|--------|--------|
|   |                | 1/COM                  | 2                         | 3        | 4        | 5                      | 6        | 7        | 8                      | 9      | 10     | 11     | 12     |
|  | <b>W5CSAUP</b> | \$861                  | \$878                     | \$892    | \$911    | \$939                  | \$950    | \$974    | \$1011                 | \$1040 | \$1070 | \$1134 | \$1201 |
|   |                |                        | <b>OVERALL DIMENSIONS</b> |          |          | <b>SEAT DIMENSIONS</b> |          |          | <b>BACK DIMENSIONS</b> |        |        |        |        |
|   |                | <b>W</b>               | <b>D</b>                  | <b>H</b> | <b>W</b> | <b>D</b>               | <b>H</b> | <b>W</b> | <b>H</b>               |        |        |        |        |
|   |                | 24.25                  | 23.5                      | 38.25    | 17.75    | 16.5                   | 23.25    | 16.5     | 16                     |        |        |        |        |
| <b>Counter Stool with Arms, Upholstered Back and Polypropylene Seat</b>             |                |                        |                           |          |          |                        |          |          |                        |        |        |        |        |
| COM Yardage: 0.5  |                | Active weight 400 lbs. |                           |          |          |                        |          |          |                        |        |        |        |        |
| Freight Class: 250  |                | Does not stack.        |                           |          |          |                        |          |          |                        |        |        |        |        |
| Product Weight (lbs.): 33   |                | Add \$16 for (SBS).    |                           |          |          |                        |          |          |                        |        |        |        |        |
| Cubic Feet Per Carton: 15   |                |                        |                           |          |          |                        |          |          |                        |        |        |        |        |


| DESCRIPTION   | FEATURES       | MODEL#                 |                           |          |          |                        |          |          |                        |        |        |        |        |
|---|----------------|------------------------|---------------------------|----------|----------|------------------------|----------|----------|------------------------|--------|--------|--------|--------|
|   |                | 1/COM                  | 2                         | 3        | 4        | 5                      | 6        | 7        | 8                      | 9      | 10     | 11     | 12     |
|  | <b>W5CSAPU</b> | \$861                  | \$887                     | \$907    | \$936    | \$978                  | \$994    | \$1030   | \$1086                 | \$1128 | \$1175 | \$1270 | \$1371 |
|   |                |                        | <b>OVERALL DIMENSIONS</b> |          |          | <b>SEAT DIMENSIONS</b> |          |          | <b>BACK DIMENSIONS</b> |        |        |        |        |
|   |                | <b>W</b>               | <b>D</b>                  | <b>H</b> | <b>W</b> | <b>D</b>               | <b>H</b> | <b>W</b> | <b>H</b>               |        |        |        |        |
|   |                | 24.25                  | 23.5                      | 38.25    | 18.25    | 17.75                  | 24.25    | 16       | 15.25                  |        |        |        |        |
| <b>Counter Stool with Arms, Polypropylene Back and Upholstered Seat</b>             |                |                        |                           |          |          |                        |          |          |                        |        |        |        |        |
| COM Yardage: 0.75   |                | Active weight 400 lbs. |                           |          |          |                        |          |          |                        |        |        |        |        |
| Freight Class: 250  |                | Does not stack.        |                           |          |          |                        |          |          |                        |        |        |        |        |
| Product Weight (lbs.): 33   |                |                        |                           |          |          |                        |          |          |                        |        |        |        |        |
| Cubic Feet Per Carton: 15   |                |                        |                           |          |          |                        |          |          |                        |        |        |        |        |






| DESCRIPTION   | FEATURES       | MODEL#         | STANDARD TEXTILE GRADES  |              |              |                        |               |               |                        |               |               |               |               |               |  |  |  |
|---|----------------|----------------|--|--------------|--------------|------------------------|---------------|---------------|------------------------|---------------|---------------|---------------|---------------|---------------|--|--|--|
|   |                |                | 1/COM  | 2            | 3            | 4                      | 5             | 6             | 7                      | 8             | 9             | 10            | 11            | 12            |  |  |  |
|    | <b>W5CSAUU</b> | Base Price:    | \$929  |              |              |                        |               |               |                        |               |               |               |               |               |  |  |  |
|   |                | Seat upcharge: | <b>+0</b>  | <b>+\$26</b> | <b>+\$46</b> | <b>+\$75</b>           | <b>+\$117</b> | <b>+\$133</b> | <b>+\$169</b>          | <b>+\$225</b> | <b>+\$267</b> | <b>+\$314</b> | <b>+\$409</b> | <b>+\$510</b> |  |  |  |
|   |                | Back upcharge: | <b>+0</b>  | <b>+\$17</b> | <b>+\$31</b> | <b>+\$50</b>           | <b>+\$78</b>  | <b>+\$89</b>  | <b>+\$113</b>          | <b>+\$150</b> | <b>+\$179</b> | <b>+\$209</b> | <b>+\$273</b> | <b>+\$340</b> |  |  |  |
|   |                |                | <b>OVERALL DIMENSIONS</b>  |              |              | <b>SEAT DIMENSIONS</b> |               |               | <b>BACK DIMENSIONS</b> |               |               |               |               |               |  |  |  |
|   |                |                | <b>W</b>   | <b>D</b>     | <b>H</b>     | <b>W</b>               | <b>D</b>      | <b>H</b>      | <b>W</b>               | <b>H</b>      |               |               |               |               |  |  |  |
| <b>Counter Stool with Arms, Upholstered Seat and Back</b><br>COM Yardage: Back: 0.5; Seat: 0.75<br>Freight Class: 250<br>Product Weight (lbs.): 33.5<br>Cubic Feet Per Carton: 15 |                |                | Active weight 400 lbs.<br>Does not stack.<br><br>Add \$16 for (SBS). | 24.25        | 23.5         | 38.25                  | 18.25         | 17            | 24.25                  | 16.5          | 15.25         |               |               |               |  |  |  |


| DESCRIPTION  | FEATURES       | MODEL#      | STANDARD TEXTILE GRADES                           |                           |          |          |                        |          |          |                        |    |    |    |    |  |  |  |
|--|----------------|-------------|---|---------------------------|----------|----------|------------------------|----------|----------|------------------------|----|----|----|----|--|--|--|
|  |                |             | 1/COM   | 2                         | 3        | 4        | 5                      | 6        | 7        | 8                      | 9  | 10 | 11 | 12 |  |  |  |
|   | <b>W5CSNPP</b> | List Price: | \$737   |                           |          |          |                        |          |          |                        |    |    |    |    |  |  |  |
|  |                |             |   | <b>OVERALL DIMENSIONS</b> |          |          | <b>SEAT DIMENSIONS</b> |          |          | <b>BACK DIMENSIONS</b> |    |    |    |    |  |  |  |
|  |                |             | <b>W</b>  | <b>D</b>                  | <b>H</b> | <b>W</b> | <b>D</b>               | <b>H</b> | <b>W</b> | <b>H</b>               |    |    |    |    |  |  |  |
| <b>Armless Counter Stool, Polypropylene Seat and Back</b><br>COM Yardage: n/a<br>Freight Class: 250<br>Product Weight (lbs.): 29.5<br>Cubic Feet Per Carton: 13.75 |                |             | Active weight 400 lbs.<br>Stacks 4 high on floor. | 21.75                     | 23.5     | 38.25    | 17.75                  | 17.15    | 23.25    | 16                     | 16 |    |    |    |  |  |  |


| DESCRIPTION  | FEATURES       | MODEL# | STANDARD TEXTILE GRADES  |                           |          |          |                        |          |          |                        |       |        |        |        |
|--|----------------|--------|--|---------------------------|----------|----------|------------------------|----------|----------|------------------------|-------|--------|--------|--------|
|  |                |        | 1/COM  | 2                         | 3        | 4        | 5                      | 6        | 7        | 8                      | 9     | 10     | 11     | 12     |
|    | <b>W5CSNUP</b> |        | \$810  | \$827                     | \$841    | \$860    | \$888                  | \$899    | \$923    | \$960                  | \$989 | \$1019 | \$1083 | \$1150 |
|  |                |        |  | <b>OVERALL DIMENSIONS</b> |          |          | <b>SEAT DIMENSIONS</b> |          |          | <b>BACK DIMENSIONS</b> |       |        |        |        |
|  |                |        | <b>W</b>   | <b>D</b>                  | <b>H</b> | <b>W</b> | <b>D</b>               | <b>H</b> | <b>W</b> | <b>H</b>               |       |        |        |        |
| <b>Armless Counter Stool, Upholstered Back and Polypropylene Seat</b><br>COM Yardage: 0.5<br>Freight Class: 250<br>Product Weight (lbs.): 30<br>Cubic Feet Per Carton: 13.75 |                |        | Active weight 400 lbs.<br>Stacks 4 high on floor.<br>Add \$16 for (SBS). | 21.75                     | 23.5     | 38.25    | 17.75                  | 16.5     | 23.25    | 16.5                   | 16    |        |        |        |


| DESCRIPTION   | FEATURES       | MODEL# | STANDARD TEXTILE GRADES                           |                           |          |          |                        |          |          |                        |        |        |        |        |
|---|----------------|--------|---|---------------------------|----------|----------|------------------------|----------|----------|------------------------|--------|--------|--------|--------|
|   |                |        | 1/COM   | 2                         | 3        | 4        | 5                      | 6        | 7        | 8                      | 9      | 10     | 11     | 12     |
|    | <b>W5CSNPU</b> |        | \$810   | \$836                     | \$856    | \$885    | \$927                  | \$943    | \$979    | \$1035                 | \$1077 | \$1124 | \$1219 | \$1320 |
|   |                |        |   | <b>OVERALL DIMENSIONS</b> |          |          | <b>SEAT DIMENSIONS</b> |          |          | <b>BACK DIMENSIONS</b> |        |        |        |        |
|   |                |        | <b>W</b>  | <b>D</b>                  | <b>H</b> | <b>W</b> | <b>D</b>               | <b>H</b> | <b>W</b> | <b>H</b>               |        |        |        |        |
| <b>Armless Counter Stool, Polypropylene Back and Upholstered Seat</b><br>COM Yardage: 0.75<br>Freight Class: 250<br>Product Weight (lbs.): 30<br>Cubic Feet Per Carton: 13.75 |                |        | Active weight 400 lbs.<br>Stacks 4 high on floor. | 21.75                     | 23.5     | 38.25    | 18.25                  | 17.75    | 24.25    | 16                     | 15.25  |        |        |        |


| DESCRIPTION  | FEATURES       | MODEL#         | STANDARD TEXTILE GRADES  |              |              |                        |               |               |                        |               |               |               |               |               |  |  |  |
|--|----------------|----------------|--|--------------|--------------|------------------------|---------------|---------------|------------------------|---------------|---------------|---------------|---------------|---------------|--|--|--|
|  |                |                | 1/COM  | 2            | 3            | 4                      | 5             | 6             | 7                      | 8             | 9             | 10            | 11            | 12            |  |  |  |
|   | <b>W5CSNUU</b> | Base Price:    | \$876  |              |              |                        |               |               |                        |               |               |               |               |               |  |  |  |
|  |                | Seat upcharge: | <b>+0</b>  | <b>+\$26</b> | <b>+\$46</b> | <b>+\$75</b>           | <b>+\$117</b> | <b>+\$133</b> | <b>+\$169</b>          | <b>+\$225</b> | <b>+\$267</b> | <b>+\$314</b> | <b>+\$409</b> | <b>+\$510</b> |  |  |  |
|  |                | Back upcharge: | <b>+0</b>  | <b>+\$17</b> | <b>+\$31</b> | <b>+\$50</b>           | <b>+\$78</b>  | <b>+\$89</b>  | <b>+\$113</b>          | <b>+\$150</b> | <b>+\$179</b> | <b>+\$209</b> | <b>+\$273</b> | <b>+\$340</b> |  |  |  |
|  |                |                | <b>OVERALL DIMENSIONS</b>  |              |              | <b>SEAT DIMENSIONS</b> |               |               | <b>BACK DIMENSIONS</b> |               |               |               |               |               |  |  |  |
|  |                |                | <b>W</b>   | <b>D</b>     | <b>H</b>     | <b>W</b>               | <b>D</b>      | <b>H</b>      | <b>W</b>               | <b>H</b>      |               |               |               |               |  |  |  |
| <b>Armless Counter Stool, Upholstered Seat and Back</b><br>COM Yardage: Back: 0.5; Seat: 0.75<br>Freight Class: 250<br>Product Weight (lbs.): 30.5<br>Cubic Feet Per Carton: 13.75 |                |                | Active weight 400 lbs.<br>Stacks 4 high on floor.<br><br>Add \$16 for (SBS). | 21.75        | 23.5         | 38.25                  | 18.25         | 17            | 24.25                  | 16.5          | 15.25         |               |               |               |  |  |  |


| DESCRIPTION   | FEATURES  | MODEL#  | STANDARD TEXTILE GRADES |       |                    |                 |        |                 |                 |        |                 |        |        |        |   |   |   |   |       |      |       |       |       |       |      |       |      |       |  |  |
|---|---|---|-------------------------|-------|--------------------|-----------------|--------|-----------------|-----------------|--------|-----------------|--------|--------|--------|---|---|---|---|-------|------|-------|-------|-------|-------|------|-------|------|-------|--|--|
|  <p><b>Bar Stool with Arms, Polypropylene Seat and Back</b><br/>COM Yardage: n/a<br/>Freight Class: 250<br/>Product Weight (lbs.): 34.5<br/>Cubic Feet Per Carton: 17</p>  | <p>Active weight 400 lbs.<br/>Stacks 4 high on floor.</p>                         | List Price  |                         |       |                    |                 |        |                 |                 |        |                 |        |        |        |   |   |   |   |       |      |       |       |       |       |      |       |      |       |  |  |
|   |   | <b>W5BSAPP</b>  | \$801                   |       |                    |                 |        |                 |                 |        |                 |        |        |        |   |   |   |   |       |      |       |       |       |       |      |       |      |       |  |  |
|   |   | <table border="1"> <thead> <tr> <th colspan="3">OVERALL DIMENSIONS</th> <th colspan="3">SEAT DIMENSIONS</th> <th colspan="2">BACK DIMENSIONS</th> </tr> <tr> <th>W</th> <th>D</th> <th>H</th> <th>W</th> <th>D</th> <th>H</th> <th>W</th> <th>H</th> </tr> </thead> <tbody> <tr> <td>24.25</td> <td>23.5</td> <td>44</td> <td>17.75</td> <td>17.5</td> <td>29.25</td> <td>16</td> <td>16</td> </tr> </tbody> </table>     |                         |       | OVERALL DIMENSIONS |                 |        | SEAT DIMENSIONS |                 |        | BACK DIMENSIONS |        | W      | D      | H | W | D | H | W     | H    | 24.25 | 23.5  | 44    | 17.75 | 17.5 | 29.25 | 16   | 16    |  |  |
| OVERALL DIMENSIONS  |   |   | SEAT DIMENSIONS         |       |                    | BACK DIMENSIONS |        |                 |                 |        |                 |        |        |        |   |   |   |   |       |      |       |       |       |       |      |       |      |       |  |  |
| W   | D   | H   | W                       | D     | H                  | W               | H      |                 |                 |        |                 |        |        |        |   |   |   |   |       |      |       |       |       |       |      |       |      |       |  |  |
| 24.25   | 23.5  | 44  | 17.75                   | 17.5  | 29.25              | 16              | 16     |                 |                 |        |                 |        |        |        |   |   |   |   |       |      |       |       |       |       |      |       |      |       |  |  |
|  <p><b>Bar Stool with Arms, Upholstered Back and Polypropylene Seat</b><br/>COM Yardage: 0.5<br/>Freight Class: 250<br/>Product Weight (lbs.): 35<br/>Cubic Feet Per Carton: 17</p>  | <p>Active weight 400 lbs.<br/>Stacks 4 high on floor.<br/>Add \$16 for (SBS).</p> | 1/COM 2 3 4 5 6 7 8 9 10 11 12  |                         |       |                    |                 |        |                 |                 |        |                 |        |        |        |   |   |   |   |       |      |       |       |       |       |      |       |      |       |  |  |
|   |   | <b>W5BSAUP</b>  | \$874                   | \$891 | \$905              | \$924           | \$952  | \$963           | \$987           | \$1024 | \$1053          | \$1083 | \$1147 | \$1214 |   |   |   |   |       |      |       |       |       |       |      |       |      |       |  |  |
|   |   | <table border="1"> <thead> <tr> <th colspan="3">OVERALL DIMENSIONS</th> <th colspan="3">SEAT DIMENSIONS</th> <th colspan="2">BACK DIMENSIONS</th> </tr> <tr> <th>W</th> <th>D</th> <th>H</th> <th>W</th> <th>D</th> <th>H</th> <th>W</th> <th>H</th> </tr> </thead> <tbody> <tr> <td>24.25</td> <td>23.5</td> <td>44.5</td> <td>17.75</td> <td>16.5</td> <td>29.25</td> <td>16.5</td> <td>16</td> </tr> </tbody> </table> |                         |       | OVERALL DIMENSIONS |                 |        | SEAT DIMENSIONS |                 |        | BACK DIMENSIONS |        | W      | D      | H | W | D | H | W     | H    | 24.25 | 23.5  | 44.5  | 17.75 | 16.5 | 29.25 | 16.5 | 16    |  |  |
| OVERALL DIMENSIONS  |   |   | SEAT DIMENSIONS         |       |                    | BACK DIMENSIONS |        |                 |                 |        |                 |        |        |        |   |   |   |   |       |      |       |       |       |       |      |       |      |       |  |  |
| W   | D   | H   | W                       | D     | H                  | W               | H      |                 |                 |        |                 |        |        |        |   |   |   |   |       |      |       |       |       |       |      |       |      |       |  |  |
| 24.25   | 23.5  | 44.5  | 17.75                   | 16.5  | 29.25              | 16.5            | 16     |                 |                 |        |                 |        |        |        |   |   |   |   |       |      |       |       |       |       |      |       |      |       |  |  |
|  <p><b>Bar Stool with Arms, Polypropylene Back and Upholstered Seat</b><br/>COM Yardage: 0.75<br/>Freight Class: 250<br/>Product Weight (lbs.): 35<br/>Cubic Feet Per Carton: 17</p>  | <p>Active weight 400 lbs.<br/>Stacks 4 high on floor.</p>                         | 1/COM 2 3 4 5 6 7 8 9 10 11 12  |                         |       |                    |                 |        |                 |                 |        |                 |        |        |        |   |   |   |   |       |      |       |       |       |       |      |       |      |       |  |  |
|   |   | <b>W5BSAPU</b>  | \$874                   | \$891 | \$905              | \$924           | \$952  | \$963           | \$987           | \$1024 | \$1053          | \$1083 | \$1147 | \$1214 |   |   |   |   |       |      |       |       |       |       |      |       |      |       |  |  |
|   |   | <table border="1"> <thead> <tr> <th colspan="3">OVERALL DIMENSIONS</th> <th colspan="3">SEAT DIMENSIONS</th> <th colspan="2">BACK DIMENSIONS</th> </tr> <tr> <th>W</th> <th>D</th> <th>H</th> <th>W</th> <th>D</th> <th>H</th> <th>W</th> <th>H</th> </tr> </thead> <tbody> <tr> <td>24.25</td> <td>23.5</td> <td>44</td> <td>18.25</td> <td>17.5</td> <td>30.25</td> <td>16</td> <td>15.25</td> </tr> </tbody> </table>  |                         |       | OVERALL DIMENSIONS |                 |        | SEAT DIMENSIONS |                 |        | BACK DIMENSIONS |        | W      | D      | H | W | D | H | W     | H    | 24.25 | 23.5  | 44    | 18.25 | 17.5 | 30.25 | 16   | 15.25 |  |  |
| OVERALL DIMENSIONS  |   |   | SEAT DIMENSIONS         |       |                    | BACK DIMENSIONS |        |                 |                 |        |                 |        |        |        |   |   |   |   |       |      |       |       |       |       |      |       |      |       |  |  |
| W   | D   | H   | W                       | D     | H                  | W               | H      |                 |                 |        |                 |        |        |        |   |   |   |   |       |      |       |       |       |       |      |       |      |       |  |  |
| 24.25   | 23.5  | 44  | 18.25                   | 17.5  | 30.25              | 16              | 15.25  |                 |                 |        |                 |        |        |        |   |   |   |   |       |      |       |       |       |       |      |       |      |       |  |  |
|  <p><b>Bar Stool with Arms, Upholstered Seat and Back</b><br/>COM Yardage: Back: 0.5; Seat: 0.75<br/>Freight Class: 250<br/>Product Weight (lbs.): 35.5<br/>Cubic Feet Per Carton: 17</p>  | <p>Active weight 400 lbs.<br/>Stacks 4 high on floor.<br/>Add \$16 for (SBS).</p> | 1/COM 2 3 4 5 6 7 8 9 10 11 12  |                         |       |                    |                 |        |                 |                 |        |                 |        |        |        |   |   |   |   |       |      |       |       |       |       |      |       |      |       |  |  |
|   |   | <b>W5BSAAU</b>  | Base Price: \$941       | +\$26 | +\$46              | +\$75           | +\$117 | +\$133          | +\$169          | +\$225 | +\$267          | +\$314 | +\$409 | +\$510 |   |   |   |   |       |      |       |       |       |       |      |       |      |       |  |  |
|   |   |   | Seat upcharge: +0       | +\$17 | +\$31              | +\$50           | +\$78  | +\$89           | +\$113          | +\$150 | +\$179          | +\$209 | +\$273 | +\$340 |   |   |   |   |       |      |       |       |       |       |      |       |      |       |  |  |
|   | Back upcharge: +0   |   |                         |       |                    |                 |        |                 |                 |        |                 |        |        |        |   |   |   |   |       |      |       |       |       |       |      |       |      |       |  |  |
| <table border="1"> <thead> <tr> <th colspan="3">OVERALL DIMENSIONS</th> <th colspan="3">SEAT DIMENSIONS</th> <th colspan="2">BACK DIMENSIONS</th> </tr> <tr> <th>W</th> <th>D</th> <th>H</th> <th>W</th> <th>D</th> <th>H</th> <th>W</th> <th>H</th> </tr> </thead> <tbody> <tr> <td>24.25</td> <td>23.5</td> <td>44.5</td> <td>18.25</td> <td>16.75</td> <td>30.25</td> <td>16.5</td> <td>15.25</td> </tr> </tbody> </table> |   |   | OVERALL DIMENSIONS      |       |                    | SEAT DIMENSIONS |        |                 | BACK DIMENSIONS |        | W               | D      | H      | W      | D | H | W | H | 24.25 | 23.5 | 44.5  | 18.25 | 16.75 | 30.25 | 16.5 | 15.25 |      |       |  |  |
| OVERALL DIMENSIONS  |   |   | SEAT DIMENSIONS         |       |                    | BACK DIMENSIONS |        |                 |                 |        |                 |        |        |        |   |   |   |   |       |      |       |       |       |       |      |       |      |       |  |  |
| W   | D   | H   | W                       | D     | H                  | W               | H      |                 |                 |        |                 |        |        |        |   |   |   |   |       |      |       |       |       |       |      |       |      |       |  |  |
| 24.25   | 23.5  | 44.5  | 18.25                   | 16.75 | 30.25              | 16.5            | 15.25  |                 |                 |        |                 |        |        |        |   |   |   |   |       |      |       |       |       |       |      |       |      |       |  |  |
|  <p><b>Armless Bar Stool, Polypropylene Seat and Back</b><br/>COM Yardage: n/a<br/>Freight Class: 250<br/>Product Weight (lbs.): 31.5<br/>Cubic Feet Per Carton: 15.75</p>   | <p>Active weight 400 lbs.<br/>Stacks 4 high on floor.</p>                         | List Price  |                         |       |                    |                 |        |                 |                 |        |                 |        |        |        |   |   |   |   |       |      |       |       |       |       |      |       |      |       |  |  |
|   |   | <b>W5BSNPP</b>  | \$750                   |       |                    |                 |        |                 |                 |        |                 |        |        |        |   |   |   |   |       |      |       |       |       |       |      |       |      |       |  |  |
|   |   | <table border="1"> <thead> <tr> <th colspan="3">OVERALL DIMENSIONS</th> <th colspan="3">SEAT DIMENSIONS</th> <th colspan="2">BACK DIMENSIONS</th> </tr> <tr> <th>W</th> <th>D</th> <th>H</th> <th>W</th> <th>D</th> <th>H</th> <th>W</th> <th>H</th> </tr> </thead> <tbody> <tr> <td>20.75</td> <td>23.5</td> <td>44</td> <td>17.75</td> <td>17.5</td> <td>29.25</td> <td>16</td> <td>16</td> </tr> </tbody> </table>     |                         |       | OVERALL DIMENSIONS |                 |        | SEAT DIMENSIONS |                 |        | BACK DIMENSIONS |        | W      | D      | H | W | D | H | W     | H    | 20.75 | 23.5  | 44    | 17.75 | 17.5 | 29.25 | 16   | 16    |  |  |
| OVERALL DIMENSIONS  |   |   | SEAT DIMENSIONS         |       |                    | BACK DIMENSIONS |        |                 |                 |        |                 |        |        |        |   |   |   |   |       |      |       |       |       |       |      |       |      |       |  |  |
| W   | D   | H   | W                       | D     | H                  | W               | H      |                 |                 |        |                 |        |        |        |   |   |   |   |       |      |       |       |       |       |      |       |      |       |  |  |
| 20.75   | 23.5  | 44  | 17.75                   | 17.5  | 29.25              | 16              | 16     |                 |                 |        |                 |        |        |        |   |   |   |   |       |      |       |       |       |       |      |       |      |       |  |  |


| DESCRIPTION   | FEATURES       | MODEL#                    |          |          |                        |          |          |                        |          |        |        |        |        |
|---|----------------|---------------------------|----------|----------|------------------------|----------|----------|------------------------|----------|--------|--------|--------|--------|
|   |                | 1/COM                     | 2        | 3        | 4                      | 5        | 6        | 7                      | 8        | 9      | 10     | 11     | 12     |
|  <p><b>Armless Bar Stool, Upholstered Back and Polypropylene Seat</b><br/>COM Yardage: 0.5<br/>Freight Class: 250<br/>Product Weight (lbs.): 32<br/>Cubic Feet Per Carton: 15.75</p> | <b>W5BSNUP</b> | \$822                     | \$839    | \$853    | \$872                  | \$900    | \$911    | \$935                  | \$972    | \$1001 | \$1031 | \$1095 | \$1162 |
|   |                | <b>OVERALL DIMENSIONS</b> |          |          | <b>SEAT DIMENSIONS</b> |          |          | <b>BACK DIMENSIONS</b> |          |        |        |        |        |
|   |                | <b>W</b>                  | <b>D</b> | <b>H</b> | <b>W</b>               | <b>D</b> | <b>H</b> | <b>W</b>               | <b>H</b> |        |        |        |        |
|   |                | 20.75                     | 23.5     | 44.5     | 17.75                  | 16.5     | 29.25    | 16.5                   | 16       |        |        |        |        |


| DESCRIPTION  | FEATURES       | MODEL#                    |          |          |                        |          |          |                        |          |        |        |        |        |
|--|----------------|---------------------------|----------|----------|------------------------|----------|----------|------------------------|----------|--------|--------|--------|--------|
|  |                | 1/COM                     | 2        | 3        | 4                      | 5        | 6        | 7                      | 8        | 9      | 10     | 11     | 12     |
|  <p><b>Armless Bar Stool, Polypropylene Back and Upholstered Seat</b><br/>COM Yardage: 0.75<br/>Freight Class: 250<br/>Product Weight (lbs.): 32<br/>Cubic Feet Per Carton: 15.75</p> | <b>W5BSNPU</b> | \$822                     | \$848    | \$868    | \$897                  | \$939    | \$955    | \$991                  | \$1047   | \$1089 | \$1136 | \$1231 | \$1332 |
|  |                | <b>OVERALL DIMENSIONS</b> |          |          | <b>SEAT DIMENSIONS</b> |          |          | <b>BACK DIMENSIONS</b> |          |        |        |        |        |
|  |                | <b>W</b>                  | <b>D</b> | <b>H</b> | <b>W</b>               | <b>D</b> | <b>H</b> | <b>W</b>               | <b>H</b> |        |        |        |        |
|  |                | 20.75                     | 23.5     | 44       | 18.25                  | 17.5     | 30.25    | 16                     | 15.25    |        |        |        |        |


| DESCRIPTION  | FEATURES       | MODEL#                    |           |              |                        |              |               |                        |               |               |               |               |               |               |
|--|----------------|---------------------------|-----------|--------------|------------------------|--------------|---------------|------------------------|---------------|---------------|---------------|---------------|---------------|---------------|
|  |                | 1/COM                     | 2         | 3            | 4                      | 5            | 6             | 7                      | 8             | 9             | 10            | 11            | 12            |               |
|  <p><b>Armless Bar Stool, Upholstered Seat and Back</b><br/>COM Yardage: Back: 0.5; Seat: 0.75<br/>Freight Class: 250<br/>Product Weight (lbs.): 32.5<br/>Cubic Feet Per Carton: 15.75</p> | <b>W5BSNUU</b> | Base Price: \$889         |           |              |                        |              |               |                        |               |               |               |               |               |               |
|  |                | Seat upcharge:            | <b>+0</b> | <b>+\$26</b> | <b>+\$46</b>           | <b>+\$75</b> | <b>+\$117</b> | <b>+\$133</b>          | <b>+\$169</b> | <b>+\$225</b> | <b>+\$267</b> | <b>+\$314</b> | <b>+\$409</b> | <b>+\$510</b> |
|  |                | Back upcharge:            | <b>+0</b> | <b>+\$17</b> | <b>+\$31</b>           | <b>+\$50</b> | <b>+\$78</b>  | <b>+\$89</b>           | <b>+\$113</b> | <b>+\$150</b> | <b>+\$179</b> | <b>+\$209</b> | <b>+\$273</b> | <b>+\$340</b> |
|  |                | <b>OVERALL DIMENSIONS</b> |           |              | <b>SEAT DIMENSIONS</b> |              |               | <b>BACK DIMENSIONS</b> |               |               |               |               |               |               |
|  |                | <b>W</b>                  | <b>D</b>  | <b>H</b>     | <b>W</b>               | <b>D</b>     | <b>H</b>      | <b>W</b>               | <b>H</b>      |               |               |               |               |               |
|  |                | 20.75                     | 23.5      | 44.5         | 18.25                  | 16.75        | 30.25         | 16.5                   | 15.25         |               |               |               |               |               |


| DESCRIPTION   | FEATURES       | List Price                |          |          |                        |          |          |                        |          |  |  |  |  |
|---|----------------|---------------------------|----------|----------|------------------------|----------|----------|------------------------|----------|--|--|--|--|
|   |                |                           |          |          |                        |          |          |                        |          |  |  |  |  |
|  <p><b>Hip Chair, Polypropylene Seat and Back</b><br/>COM Yardage: n/a<br/>Freight Class: 250<br/>Product Weight (lbs.): 35.5<br/>Cubic Feet Per Carton: 17.75</p> | <b>W524APP</b> | \$814                     |          |          |                        |          |          |                        |          |  |  |  |  |
|   |                | <b>OVERALL DIMENSIONS</b> |          |          | <b>SEAT DIMENSIONS</b> |          |          | <b>BACK DIMENSIONS</b> |          |  |  |  |  |
|   |                | <b>W</b>                  | <b>D</b> | <b>H</b> | <b>W</b>               | <b>D</b> | <b>H</b> | <b>W</b>               | <b>H</b> |  |  |  |  |
|   |                | 24.25                     | 24.25    | 38       | 17.75                  | 17.5     | 22.25    | 16                     | 16       |  |  |  |  |


| DESCRIPTION   | FEATURES       | MODEL#                    |          |          |                        |          |          |                        |          |        |        |        |        |
|---|----------------|---------------------------|----------|----------|------------------------|----------|----------|------------------------|----------|--------|--------|--------|--------|
|   |                | 1/COM                     | 2        | 3        | 4                      | 5        | 6        | 7                      | 8        | 9      | 10     | 11     | 12     |
|  <p><b>Hip Chair, Upholstered Back and Polypropylene Seat</b><br/>COM Yardage: 0.5<br/>Freight Class: 250<br/>Product Weight (lbs.): 36<br/>Cubic Feet Per Carton: 17.75</p> | <b>W524AUP</b> | \$886                     | \$903    | \$917    | \$936                  | \$964    | \$975    | \$999                  | \$1036   | \$1065 | \$1095 | \$1159 | \$1226 |
|   |                | <b>OVERALL DIMENSIONS</b> |          |          | <b>SEAT DIMENSIONS</b> |          |          | <b>BACK DIMENSIONS</b> |          |        |        |        |        |
|   |                | <b>W</b>                  | <b>D</b> | <b>H</b> | <b>W</b>               | <b>D</b> | <b>H</b> | <b>W</b>               | <b>H</b> |        |        |        |        |
|   |                | 24.25                     | 24.25    | 38.25    | 17.75                  | 16.5     | 22.25    | 16.5                   | 16.25    |        |        |        |        |

| DESCRIPTION  | FEATURES  | MODEL#                    |          |          |                        |          |          |                        |          |        |        |        |        |
|--|---|---------------------------|----------|----------|------------------------|----------|----------|------------------------|----------|--------|--------|--------|--------|
|  |   | 1/COM                     | 2        | 3        | 4                      | 5        | 6        | 7                      | 8        | 9      | 10     | 11     | 12     |
|  <p><b>Hip Chair, Polypropylene Back and Upholstered Seat</b><br/>COM Yardage: 0.75<br/>Freight Class: 250<br/>Product Weight (lbs.): 36<br/>Cubic Feet Per Carton: 17.75</p> | <p><b>W524APU</b></p> <p>Active weight 400 lbs.<br/>Does not stack.</p> | \$886                     | \$912    | \$932    | \$961                  | \$1003   | \$1019   | \$1055                 | \$1111   | \$1153 | \$1200 | \$1295 | \$1396 |
|  |   | <b>OVERALL DIMENSIONS</b> |          |          | <b>SEAT DIMENSIONS</b> |          |          | <b>BACK DIMENSIONS</b> |          |        |        |        |        |
|  |   | <b>W</b>                  | <b>D</b> | <b>H</b> | <b>W</b>               | <b>D</b> | <b>H</b> | <b>W</b>               | <b>H</b> |        |        |        |        |
|  |   | 24.25                     | 24.25    | 38       | 18.25                  | 17.5     | 23.25    | 16                     | 15.25    |        |        |        |        |

| DESCRIPTION   | FEATURES   | MODEL#                    |              |              |                        |               |               |                        |               |               |               |               |               |
|---|--|---------------------------|--------------|--------------|------------------------|---------------|---------------|------------------------|---------------|---------------|---------------|---------------|---------------|
|   |  | 1/COM                     | 2            | 3            | 4                      | 5             | 6             | 7                      | 8             | 9             | 10            | 11            | 12            |
|  <p><b>Hip Chair, Upholstered Seat and Back</b><br/>COM Yardage: Back: 0.5; Seat: 0.75<br/>Freight Class: 250<br/>Product Weight (lbs.): 36.5<br/>Cubic Feet Per Carton: 17.75</p> | <p><b>W524AUU</b></p> <p>Base Price: \$952<br/>Seat upcharge:<br/>Back upcharge:</p> | <b>+0</b>                 | <b>+\$26</b> | <b>+\$46</b> | <b>+\$75</b>           | <b>+\$117</b> | <b>+\$133</b> | <b>+\$169</b>          | <b>+\$225</b> | <b>+\$267</b> | <b>+\$314</b> | <b>+\$409</b> | <b>+\$510</b> |
|   |  | <b>+0</b>                 | <b>+\$17</b> | <b>+\$31</b> | <b>+\$50</b>           | <b>+\$78</b>  | <b>+\$89</b>  | <b>+\$113</b>          | <b>+\$150</b> | <b>+\$179</b> | <b>+\$209</b> | <b>+\$273</b> | <b>+\$340</b> |
|   |  | <b>OVERALL DIMENSIONS</b> |              |              | <b>SEAT DIMENSIONS</b> |               |               | <b>BACK DIMENSIONS</b> |               |               |               |               |               |
|   |  | <b>W</b>                  | <b>D</b>     | <b>H</b>     | <b>W</b>               | <b>D</b>      | <b>H</b>      | <b>W</b>               | <b>H</b>      |               |               |               |               |
|   |  |                           | 24.25        | 24.25        | 38.25                  | 18.25         | 16.5          | 23.25                  | 16.5          | 15.25         |               |               |               |

| DESCRIPTION  | FEATURES  | MODEL#                    |              |              |                        |               |               |                        |               |               |               |               |               |
|--|---|---------------------------|--------------|--------------|------------------------|---------------|---------------|------------------------|---------------|---------------|---------------|---------------|---------------|
|  |   | 1/COM                     | 2            | 3            | 4                      | 5             | 6             | 7                      | 8             | 9             | 10            | 11            | 12            |
|  <p><b>Bariatric Hip Chair, Upholstered Seat and Back</b><br/>COM Yardage: Back: 1 Seat: .75<br/>Freight Class: 250<br/>Product Weight (lbs.): 50<br/>Cubic Feet Per Carton: 23.75</p> | <p><b>W324AUU</b></p> <p>Base Price: \$1254<br/>Seat upcharge:<br/>Back upcharge:</p> | <b>+0</b>                 | <b>+\$34</b> | <b>+\$61</b> | <b>+\$100</b>          | <b>+\$155</b> | <b>+\$178</b> | <b>+\$225</b>          | <b>+\$300</b> | <b>+\$356</b> | <b>+\$417</b> | <b>+\$545</b> | <b>+\$679</b> |
|  |   | <b>+0</b>                 | <b>+\$26</b> | <b>+\$46</b> | <b>+\$75</b>           | <b>+\$117</b> | <b>+\$133</b> | <b>+\$169</b>          | <b>+\$225</b> | <b>+\$267</b> | <b>+\$314</b> | <b>+\$409</b> | <b>+\$510</b> |
|  |   | <b>OVERALL DIMENSIONS</b> |              |              | <b>SEAT DIMENSIONS</b> |               |               | <b>BACK DIMENSIONS</b> |               |               |               |               |               |
|  |   | <b>W</b>                  | <b>D</b>     | <b>H</b>     | <b>W</b>               | <b>D</b>      | <b>H</b>      | <b>W</b>               | <b>H</b>      |               |               |               |               |
|  |   |                           | 35.25        | 24.25        | 38.5                   | 29            | 17.5          | 23.25                  | 26.75         | 15.25         |               |               |               |

| List Price   |   | MODEL#                    |          |          |                        |          |          |                        |          |  |  |  |  |
|--|---|---------------------------|----------|----------|------------------------|----------|----------|------------------------|----------|--|--|--|--|
|  <p><b>Dolly</b><br/>COM Yardage: n/a<br/>Freight Class: 150<br/>Product Weight (lbs.): 16<br/>Cubic Feet Per Carton: 3.5</p> | <p><b>WDOL</b></p> <p>Accommodates 10 standard 4-legged chairs.</p> | \$368                     |          |          |                        |          |          |                        |          |  |  |  |  |
|  |   | <b>OVERALL DIMENSIONS</b> |          |          | <b>SEAT DIMENSIONS</b> |          |          | <b>BACK DIMENSIONS</b> |          |  |  |  |  |
|  |   | <b>W</b>                  | <b>D</b> | <b>H</b> | <b>W</b>               | <b>D</b> | <b>H</b> | <b>W</b>               | <b>H</b> |  |  |  |  |
|  |   |                           |          |          | 22                     | 23.75    | 9.25     |                        |          |  |  |  |  |

| List Price   |   | MODEL#                    |          |          |                        |          |          |                        |          |  |  |  |  |
|--|---|---------------------------|----------|----------|------------------------|----------|----------|------------------------|----------|--|--|--|--|
|  <p><b>Bariatric Dolly</b><br/>COM Yardage: n/a<br/>Freight Class: 250<br/>Product Weight (lbs.): 19<br/>Cubic Feet Per Carton: 5</p> | <p><b>WDOL30</b></p> <p>Accommodates 4 bariatric 4-legged chairs.</p> | \$408                     |          |          |                        |          |          |                        |          |  |  |  |  |
|  |   | <b>OVERALL DIMENSIONS</b> |          |          | <b>SEAT DIMENSIONS</b> |          |          | <b>BACK DIMENSIONS</b> |          |  |  |  |  |
|  |   | <b>W</b>                  | <b>D</b> | <b>H</b> | <b>W</b>               | <b>D</b> | <b>H</b> | <b>W</b>               | <b>H</b> |  |  |  |  |
|  |   |                           |          |          | 32.12                  | 23.75    | 9.25     |                        |          |  |  |  |  |

**WILLOW LINKING TABLES**



**WPT12G**  
120 degree corner linking table



**WPT12GL**  
End linking table, left



For Willow seating, see 241.

**STANDARD FEATURES**







- Linking tables can be used together in any combination with Willow four-leg or sled chairs to create a wide variety of layouts.
- Connecting hardware is included.
- Legs and ganging brackets are available in 20 paint finishes and 4 plated finishes.
- All tables are laminate, choose thermally fused or high pressure, and feature a flat edge with edgeband.
- Tables are available with a variety of glide types. Glides must be chosen to best suit flooring type and site conditions. See Glide Type.
- All tables (except 9" In-line Linking) are pre-drilled for center front, field installed, undermount power. Specified separately.
- Undermount power unit (SU2P10U) includes 1 AC and 2 USB-A charging ports with a 10' power cord and 3-prong plug, specify Jet Black or White. Power units do not link.
- Clamp mount (SU2P10C) power, with 1 AC and 2 USB-A charging ports with a 10' power cord, available Jet Black or White. These units can be mounted on the back edge of all linking tables. Specified separately for field installation. Power units do not link.



Add option codes in the following order:

- **Model number**  
Enter model number.
- **Surface Type**  
(**TFL**) Thermally fused laminate  
(**HPL**) High pressure laminate
- **Top finish**  
(**ACJ**) Absolute Acajou  
(**ASN**) Asian Night  
(**AWC**) Avant Cherry  
(**AWH**) Avant Honey  
(**BLK**) Black  
(**BRC**) Brushed Cobalt  
(**BZD**) Blizzard  
(**CGY**) Custom Grey  
(**CMB**) Clear Maple  
(**DES**) Dark Espresso  
(**DWT**) Designer White  
(**FAS**) Fashionista  
(**FCL**) First Class  
(**NBL**) Noce Biondo  
(**NGL**) Noce Grigio  
(**NEL**) Noce Leggero  
(**NML**) Noce Medio  
(**QTM**) Quartered Mahogany  
(**SBY**) Sheer Beauty  
(**SDT**) Stonedust  
(**SG**) Storm Grey  
(**WCR**) Winter Cherry  
(**WHC**) White Chocolate  
(**WHE**) Walnut Heights
- **Leg Finish** (for tables with legs)  
Paint finishes:  
Black (**TBL**), Buzz Blue (**TBZ**), Cactus (**TCC**), Carrot (**TCR**), Cloud (**TIV**), Designer White (**TDW**), Dijon (**TDJ**), Eggplant (**TEG**), Fog (**TFO**), Frost (**TFR**), Ink (**TIN**), Kalua (**TKA**), Latte (**TLA**), Mocha (**TMO**), Nevada (**TNE**), Sand (**TSN**), Scarlet (**TSR**), Shadow (**TSH**), Toast (**TOA**) and Tungsten (**TTU**).  
Plated finishes:  
(**CHM**) Chrome. Add \$45.  
(**BCH**) Brushed Chrome. Add \$156.  
**Bracket Finish** (for linking tables and ganging bracket)  
Paint finishes:  
Black (**TBL**), Cloud (**TIV**), Designer White (**TDW**), Fog (**TFO**), Frost (**TFR**), Kalua (**TKA**), Latte (**TLA**), Mocha (**TMO**), Nevada (**TNE**), Sand (**TSN**), Shadow (**TSH**), Toast (**TOA**) and Tungsten (**TTU**).
- **Glide type** (for models with legs)  
(**ST**) Nylon colored glide for most surfaces  
(**NM**) White, non-marking Nylon glide for most surfaces  
(**SG**) Steel cushion glide for carpeted surfaces. Add \$9 for models with one leg. Add \$16 for models with two legs.  
(**FG**) Felt glide for most hard floor surfaces. Add \$9 for models with one leg. Add \$16 for models with two legs.  
(**RG**) Rubber, non-slip glide for most hard floor surfaces. Add \$9 for models with one leg. Add \$16 for models with two legs.
- **Glide Finish** (for ST glides only)  
(**BLK**) Black  
(**SND**) Sand

**EXAMPLE WILLOW TABLE ORDER CODE:**

|         |              |            |            |            |              |
|---------|--------------|------------|------------|------------|--------------|
| WPT90G  | HPL          | ACJ        | -CHM       | -ST        | -SND         |
| Model # | Surface type | Top finish | Leg finish | Glide type | Glide finish |

| TABLES  | MODEL#                                | DIMENSIONS            | FREIGHT CLASS | WT/LBS. | CUBIC FT. | LIST PRICE  |
|---|---------------------------------------|-----------------------|---------------|---------|-----------|---|
|  <p><b>90° Corner Linking Table</b></p>                                  | WPT90G                                | 26.12 x 26.12 x 17.62 | 100           | 24      | 2.6       | <b>\$592</b>  |
|   |                                       |                       |               |         |           | <ul style="list-style-type: none"> <li>• Pricing shown for a thermally fused laminate top (LP).</li> <li>• For a high pressure laminate top (HP), add <b>\$152</b>.</li> </ul>  |
|   |                                       |                       |               |         |           | Coordinating edge on laminate surfaces with metal frame and legs. Must be connected to a four-leg or sled base chair. Includes one set of U-channel connectors and hardware. 1 per carton. Shipped KD for assembly on site. |
|  <p><b>120° Corner Linking Table</b></p>                                 | WPT12G                                | 31 x 12.62 x 17.5     | 92.5          | 16.5    | 1.5       | <b>\$509</b>  |
|   |                                       |                       |               |         |           | <ul style="list-style-type: none"> <li>• Pricing shown for a thermally fused laminate top (LP).</li> <li>• For a high pressure laminate top (HP), add <b>\$98</b>.</li> </ul>   |
|   |                                       |                       |               |         |           | Coordinating edge on laminate surfaces with metal frame and legs. Must be connected to a four-leg or sled base chair. Includes one set of U-channel connectors and hardware. 1 per carton. Shipped KD for assembly on site. |
|  <p><b>16" In-Line Linking Table</b></p> | WPT16G                                | 15 x 16 x 2.75        | 85            | 12      | 0.9       | <b>\$333</b>  |
|   |                                       |                       |               |         |           | <ul style="list-style-type: none"> <li>• Pricing shown for a thermally fused laminate top (LP).</li> <li>• For a high pressure laminate top (HP), add <b>\$62</b>.</li> </ul>   |
|   |                                       |                       |               |         |           | Coordinating edge on laminate surfaces with metal frame and legs. Must be connected to a four-leg or sled base chair. Includes one set of U-channel connectors and hardware. 1 per carton. Shipped KD for assembly on site. |
|  <p><b>9" In-Line Linking Table</b></p> | WPT09G                                |                       | 85            | 8.5     | 0.7       | <b>\$259</b>  |
|   |                                       |                       |               |         |           | <ul style="list-style-type: none"> <li>• Pricing shown for a thermally fused laminate top (LP).</li> <li>• For a high pressure laminate top (HP), add <b>\$44</b>.</li> </ul>   |
|   |                                       |                       |               |         |           | Coordinating edge on laminate surfaces with metal frame and legs. Must be connected to a four-leg or sled base chair. Includes one set of U-channel connectors and hardware. 1 per carton. Shipped KD for assembly on site. |
|  <p><b>End Linking Table</b></p>                                       | WPTEGL<br>(Left)<br>WPTEGR<br>(Right) | 15 x 14 x 17.62       | 85            | 13      | 1         | <b>\$516</b>  |
|   |                                       |                       |               |         |           | <ul style="list-style-type: none"> <li>• Pricing shown for a thermally fused laminate top (LP).</li> <li>• For a high pressure laminate top (HP), add <b>\$59</b>.</li> </ul>   |
|   |                                       |                       |               |         |           | Coordinating edge on laminate surfaces with metal frame and legs. Must be connected to a four-leg or sled base chair. Includes one set of U-channel connectors and hardware. 1 per carton. Shipped KD for assembly on site. |
|  <p><b>Ganging Bracket</b></p>   | WPGBRK                                | 9 x 15 x 1.25         | 300           | 2       | 2         | <b>\$114</b>  |
|   |                                       |                       |               |         |           | For use between two seated height arm or armless chairs where table top is not desired. Not for use with stools. Does not accept power units. 1 per carton.   |

| TABLES  | MODEL#  | DIMENSIONS | FREIGHT CLASS | WT/LBS. | CUBIC FT. | LIST PRICE   |
|---|---------|------------|---------------|---------|-----------|--------------|
|  <p><b>Power Unit, Clamp Attachment</b></p>  | SU2P10C |            | 70            | 0.01    | 0.5       | <b>\$588</b> |
| <p>Tamper-resistant clamp mount power, with 1 AC and 2 USB-A charging ports with a 10' power cord and 3-prong plug. Available in Jet Black or White. Can be mounted on the back edge of all linking tables. Must be specified separately for field installation. Power units do not link.</p> |         |            |               |         |           |              |
|  <p><b>Power Unit, Under Mount Attachment</b></p>  | SU2P10U |            | 70            | 0.01    | 2         | <b>\$556</b> |
| <p>Tamper-resistant undermount power, with 1 AC and 2 USB-A charging ports with a 10' power cord and 3-prong plug. Available in Jet Black or White. Must be specified separately for field installation. Power units do not link.</p>   |         |            |               |         |           |              |

## ZOMA™



model 6656



model 6657



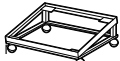
### STANDARD FEATURES

- Design sensitive guest seating featuring a wide flat, flared arms and elliptical tubular construction.
- The back of the chair is heavily compound curved to provide comfort and support in multiple seating positions.
- No visible back attachment hardware. Backs are attached using concealed hardware only.
- The outer back is upholstered in the same material selection as the rest of the chair.
- Arms are wide and full length, offering support to help stabilize the user as they sit in or exit chairs.
- The gently curved arms are made from incredibly strong black fiberglass reinforced nylon.
- The rugged frame is made from welded elliptical (oval) steel tubing 1.5" wide.

- Zoma is equipped with a polypropylene seat shroud that helps stabilize chairs when stacked and avoid frame imprints on upholstered seats.
- Stacks up to 4 high on the floor or on a dolly (2125WS).
- Standard glide is a durable Black Polypropylene oval glide.
- Check textile availability prior to specifying upholstery material.

### OPTIONAL FEATURES

- Frame is standard in a choice of Black (**TBL**), Shadow (**TSH**) or Tungsten (**TTU**) Finish must be specified. A chrome frame is optionally available. Please Specify (**CHM**), add \$47.
- A durable polypropylene outer back shroud is available at no charge. Optional shroud is Black only. Please specify (**PSB**).
- For chairs used on hard surface floors PLEASE SPECIFY Opaque (**off White**), Non-Marking Glides (**NM**).

| DESCRIPTION  | FEATURES  | MODEL#                    | STANDARD TEXTILE GRADES |          |                        |          |          |                        |          |        |        |        |        |        |  |  |
|--|---|---------------------------|-------------------------|----------|------------------------|----------|----------|------------------------|----------|--------|--------|--------|--------|--------|--|--|
|  |   |                           | 1                       | 2        | 3                      | 4        | 5        | 6                      | 7        | 8      | 9      | 10     | 11     | 12     |  |  |
|  <p><b>Armchair</b><br/>COM Yardage: 1.25<br/>Freight Class: 250<br/>Product Weight (lbs.): 28<br/>Cubic Feet Per Carton: 13.75</p>            | <p>Stacks 4 high on floor or dolly.</p> <p>Ergonomic Features:<br/>M, N</p> | <b>6656</b>               | \$650                   | \$700    | \$739                  | \$791    | \$870    | \$898                  | \$966    | \$1096 | \$1159 | \$1277 | \$1444 | \$1647 |  |  |
|  |   | <b>OVERALL DIMENSIONS</b> |                         |          | <b>SEAT DIMENSIONS</b> |          |          | <b>BACK DIMENSIONS</b> |          |        |        |        |        |        |  |  |
|  |   | <b>W</b>                  | <b>D</b>                | <b>H</b> | <b>W</b>               | <b>D</b> | <b>H</b> | <b>W</b>               | <b>H</b> |        |        |        |        |        |  |  |
|  |   | 26.5                      | 24                      | 32.5     | 20                     | 19       | 17       | 18                     | 15       |        |        |        |        |        |  |  |
|  <p><b>Armless Side Chair</b><br/>COM Yardage: 1.25<br/>Freight Class: 250<br/>Product Weight (lbs.): 26<br/>Cubic Feet Per Carton: 11.75</p> | <p>Stacks 4 high on floor or dolly.</p> <p>Ergonomic Features:<br/>M, N</p> | <b>6657</b>               | \$593                   | \$642    | \$681                  | \$733    | \$813    | \$840                  | \$907    | \$1039 | \$1102 | \$1220 | \$1386 | \$1589 |  |  |
|  |   | <b>OVERALL DIMENSIONS</b> |                         |          | <b>SEAT DIMENSIONS</b> |          |          | <b>BACK DIMENSIONS</b> |          |        |        |        |        |        |  |  |
|  |   | <b>W</b>                  | <b>D</b>                | <b>H</b> | <b>W</b>               | <b>D</b> | <b>H</b> | <b>W</b>               | <b>H</b> |        |        |        |        |        |  |  |
|  |   | 22.5                      | 24                      | 32.5     | 20                     | 19       | 17       | 18                     | 15       |        |        |        |        |        |  |  |
|  <p><b>Dolly</b><br/>COM Yardage: N/A<br/>Freight Class: 150<br/>Product Weight (lbs.): 16<br/>Cubic Feet Per Carton: 3.8</p>                 |   | <b>2125WS</b>             | \$477                   | -        | -                      | -        | -        | -                      | -        | -      | -      | -      | -      | -      |  |  |
|  |   | <b>OVERALL DIMENSIONS</b> |                         |          | <b>SEAT DIMENSIONS</b> |          |          | <b>BACK DIMENSIONS</b> |          |        |        |        |        |        |  |  |
|  |   | <b>W</b>                  | <b>D</b>                | <b>H</b> | <b>W</b>               | <b>D</b> | <b>H</b> | <b>W</b>               | <b>H</b> |        |        |        |        |        |  |  |
|  |   | 23.25                     | 24.75                   | 12.25    | -                      | -        | -        | -                      | -        |        |        |        |        |        |  |  |



# lounge

|  |     |               |     |                          |     |
|--|-----|---------------|-----|--------------------------|-----|
| Ballara .....                          | 258 | Jeo .....     | 316 | Venture .....            | 375 |
| Braden .....                           | 267 | Kate .....    | 317 | Vitrola .....            | 378 |
| Bridges II Collaborative Seating ..... | 267 | Lux .....     | 318 | Wind Seating .....       | 380 |
| calidon .....                          | 275 | ML .....      | 320 | Wind Tables .....        | 382 |
| calidon tables .....                   | 278 | ML Park ..... | 322 | Wind Linear .....        | 384 |
| Camino .....                           | 281 | Prairie ..... | 323 | Wind Linear Tables ..... | 389 |
| Citi .....                             | 284 | Rambler ..... | 324 |                          |     |
| Citi Square .....                      | 289 | River .....   | 327 |                          |     |
| Drift .....                            | 298 | River+ .....  | 345 |                          |     |
| Drift Tables .....                     | 311 | Sirena .....  | 372 |                          |     |

BALLARA™



model 9751

model 9751NA & 9757L



**Quilted Seat Option**  
See optional features for more details.



**STANDARD FEATURES**

- An all inclusive, modular series which includes seating, storage, power, floating side tables and tablets.
- Fulfill many space planning scenarios including corner, in-line, open concept as well as traditional reception.
- Seating can be used as stand alone items or linked together with ganging brackets to create infinite configurations.
- Four high back (banquette) models available in two different heights (42" or 48") and two sizes (two-seat or three-seat armless sofas).
- Tablets can be mounted outside seats to accommodate various work and collaborative settings. Tablets have a 14" round surface and come with a 2-point locking mechanism for easy handling and stability.
- Floating tablets features durable and matching 3mm edges.
- Fixed cushions are accented by a metal base and frame.
- Power modules include one power outlet and two USB ports and can be mounted under any seat or table. Wire management is included.
- All models are standard with Black polypropylene foot glides.
- Check textile availability prior to specifying upholstery material.

**OPTIONAL FEATURES**

- Quilted Seat (**Q**) is available. Backless stools, add **\$113** each. Single seat models, add **\$224**. Two seater sofa, add **\$440**. Three seater sofa, add **\$661**.
- **Seating and Table Frame Finish:**  
All chair frames, floating tablet metal components, ganging brackets and power modules are available in the following finishes  
(**TBL**) Black  
(**TDW**) Designer White  
(**TTU**) Tungsten  
(**CHM**) Chrome. **Upcharge varies.**  
(**BCH**) Brushed Chrome. **Upcharge varies.**  
Please Specify.

- Brushed Chrome (**BCH**) and Chrome (**CHM**) are available at an upcharge. Add **\$339** for counter height and bar height stools. Add **\$256** for single seat lounge chairs. Add **\$339** for two seat sofas. Add **\$424** for three seat sofas. Add **\$131** for tablets. Add **\$33** for ganging brackets. Add **\$26** for power modules.
- **Table Tops**  
Floating tablets are offered in the following High Pressure Laminate finishes:  
(**ACJ**) Absolute Acajou (**ASN**) Asian Night  
(**AWC**) Avant Cherry (**AWH**) Avant Honey  
(**BLK**) Black (**BRC**) Brushed Cobalt  
(**BZD**) Blizzard (**CMB**) Clear Maple  
(**CGY**) Custom Grey (**DES**) Dark Espresso  
(**DWT**) Designer White (**FAS**) Fashionista  
(**FCL**) First Class (**NBL**) Noce Biondo  
(**NGL**) Noce Grigio (**NEL**) Noce Leggero  
(**NML**) Noce Medio  
(**QTM**) Quartered Mahogany  
(**SBY**) Sheer Beauty (**SDT**) Stonedust  
(**SOG**) Storm Grey (**WHE**) Walnut Heights  
(**WCH**) White Chocolate (**WCR**) Winter Cherry

| DESCRIPTION   | FEATURES                                | MODEL#                             | STANDARD TEXTILE GRADES         |                               |      |      |      |      |      |      |      |      |      |      |  |
|---|---|------------------------------------|---------------------------------|-------------------------------|------|------|------|------|------|------|------|------|------|------|--|
|   |   |                                    | 1                               | 2                             | 3    | 4    | 5    | 6    | 7    | 8    | 9    | 10   | 11   | 12   |  |
| <br><b>Lounge Chair</b><br>COM Yardage: 4.25<br>Freight Class: 250<br>Product Weight (lbs.): 71<br>Cubic Feet Per Carton: 21.5         |   | <b>9751</b>                        | 2603                            | 2748                          | 2859 | 3029 | 3264 | 3350 | 3559 | 3956 | 4147 | 4518 | 5018 | 5643 |  |
|   | <b>OVERALL DIMENSIONS</b><br>W D H      | <b>SEAT DIMENSIONS</b><br>W D H    | <b>BACK DIMENSIONS</b><br>W H   | 30.5                          | 31   | 30   | 24   | 20.5 | 18.5 | 22   | 12.5 |      |      |      |  |
|   | <b>RTA 00</b>                           |                                    |                                 |                               |      |      |      |      |      |      |      |      |      |      |  |
| <br><b>Lounge Chair - One Arm</b><br>COM Yardage: 3.25<br>Freight Class: 250<br>Product Weight (lbs.): 61<br>Cubic Feet Per Carton: 20 | Ganging clip required for sectional use | <b>9751R</b><br><b>9751L</b>       | 2227                            | 2347                          | 2441 | 2581 | 2780 | 2875 | 3056 | 3344 | 3565 | 3811 | 4860 | 5403 |  |
|   |   | <b>OVERALL DIMENSIONS</b><br>W D H | <b>SEAT DIMENSIONS</b><br>W D H | <b>BACK DIMENSIONS</b><br>W H | 28.5 | 31   | 30   | 24   | 20.5 | 18.5 | 22   | 12.5 |      |      |  |
|   |   | <b>RTA 00</b>                      |                                 |                               |      |      |      |      |      |      |      |      |      |      |  |

| DESCRIPTION | FEATURES | MODEL# | STANDARD TEXTILE GRADES |   |   |   |   |   |   |   |   |    |    |    |
|-------------|----------|--------|-------------------------|---|---|---|---|---|---|---|---|----|----|----|
|             |          |        | 1                       | 2 | 3 | 4 | 5 | 6 | 7 | 8 | 9 | 10 | 11 | 12 |



**Lounge Chair - Armless**  
 COM Yardage: 2.25  
 Freight Class: 250  
 Product Weight (lbs.): 51  
 Cubic Feet Per Carton: 18.75

Ganging clip required for sectional use

|               |      |      |      |      |      |      |      |      |      |      |      |      |
|---------------|------|------|------|------|------|------|------|------|------|------|------|------|
| <b>9751NA</b> | 1846 | 1934 | 1998 | 2097 | 2236 | 2301 | 2428 | 2628 | 2784 | 2957 | 3312 | 3692 |
|---------------|------|------|------|------|------|------|------|------|------|------|------|------|

| OVERALL DIMENSIONS |   |   | SEAT DIMENSIONS |   |   | BACK DIMENSIONS |   |
|--------------------|---|---|-----------------|---|---|-----------------|---|
| W                  | D | H | W               | D | H | W               | H |

|      |    |    |    |      |      |    |      |
|------|----|----|----|------|------|----|------|
| 26.5 | 31 | 30 | 24 | 20.5 | 18.5 | 22 | 12.5 |
|------|----|----|----|------|------|----|------|

RTA 00



**Corner Unit**  
 COM Yardage: 3  
 Freight Class: 250  
 Product Weight (lbs.): 72  
 Cubic Feet Per Carton: 18.5

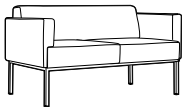
Ganging clip required for sectional use

|             |      |      |      |      |      |      |      |      |      |      |      |      |
|-------------|------|------|------|------|------|------|------|------|------|------|------|------|
| <b>9764</b> | 2393 | 2519 | 2614 | 2762 | 2972 | 3047 | 3230 | 3577 | 3745 | 4068 | 4507 | 5054 |
|-------------|------|------|------|------|------|------|------|------|------|------|------|------|

| OVERALL DIMENSIONS |   |   | SEAT DIMENSIONS |   |   | BACK DIMENSIONS |   |
|--------------------|---|---|-----------------|---|---|-----------------|---|
| W                  | D | H | W               | D | H | W               | H |

|      |      |    |    |      |      |    |      |
|------|------|----|----|------|------|----|------|
| 28.5 | 28.5 | 30 | 22 | 20.5 | 18.5 | 22 | 12.5 |
|------|------|----|----|------|------|----|------|

RTA 00



**Two Seat Sofa**  
 COM Yardage: 6.25  
 Freight Class: 250  
 Product Weight (lbs.): 111  
 Cubic Feet Per Carton: 37.5

|             |      |      |      |      |      |      |      |      |      |      |      |      |
|-------------|------|------|------|------|------|------|------|------|------|------|------|------|
| <b>9752</b> | 4097 | 4314 | 4482 | 4734 | 5089 | 5217 | 5530 | 6126 | 6412 | 6965 | 7718 | 8659 |
|-------------|------|------|------|------|------|------|------|------|------|------|------|------|

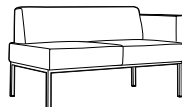
| OVERALL DIMENSIONS |   |   | SEAT DIMENSIONS |   |   | BACK DIMENSIONS |   |
|--------------------|---|---|-----------------|---|---|-----------------|---|
| W                  | D | H | W               | D | H | W               | H |

|    |    |    |    |      |      |    |      |
|----|----|----|----|------|------|----|------|
| 56 | 31 | 30 | 48 | 20.5 | 18.5 | 44 | 12.5 |
|----|----|----|----|------|------|----|------|

RTA 00



9752R



9752L

**Two Seat Sofa - One Arm**  
 COM Yardage: 5  
 Freight Class: 250  
 Product Weight (lbs.): 101  
 Cubic Feet Per Carton: 36.25

Ganging clip required for sectional use

|              |      |      |      |      |      |      |      |      |      |      |      |      |
|--------------|------|------|------|------|------|------|------|------|------|------|------|------|
| <b>9752R</b> | 3668 | 3846 | 3988 | 4198 | 4492 | 4600 | 4862 | 5356 | 5598 | 6058 | 6686 | 7466 |
|--------------|------|------|------|------|------|------|------|------|------|------|------|------|

**9752L**

| OVERALL DIMENSIONS |   |   | SEAT DIMENSIONS |   |   | BACK DIMENSIONS |   |
|--------------------|---|---|-----------------|---|---|-----------------|---|
| W                  | D | H | W               | D | H | W               | H |

|    |    |    |    |      |      |    |      |
|----|----|----|----|------|------|----|------|
| 54 | 31 | 30 | 48 | 20.5 | 18.5 | 44 | 12.5 |
|----|----|----|----|------|------|----|------|

RTA 00



**Two Seat Sofa - Armless**  
 COM Yardage: 4  
 Freight Class: 250  
 Product Weight (lbs.): 91  
 Cubic Feet Per Carton: 35.5

Ganging clip required for sectional use


|               |      |      |      |      |      |      |      |      |      |      |      |      |
|---------------|------|------|------|------|------|------|------|------|------|------|------|------|
| <b>9752NA</b> | 3331 | 3477 | 3588 | 3758 | 3996 | 4082 | 4290 | 4687 | 4877 | 5247 | 5750 | 6374 |
|---------------|------|------|------|------|------|------|------|------|------|------|------|------|


| OVERALL DIMENSIONS |   |   | SEAT DIMENSIONS |   |   | BACK DIMENSIONS |   |
|--------------------|---|---|-----------------|---|---|-----------------|---|
| W                  | D | H | W               | D | H | W               | H |

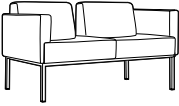
|    |    |    |    |      |      |    |      |
|----|----|----|----|------|------|----|------|
| 52 | 31 | 30 | 48 | 20.5 | 18.5 | 44 | 12.5 |
|----|----|----|----|------|------|----|------|


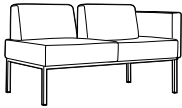
RTA 00




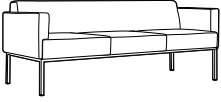

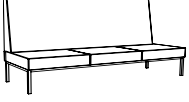
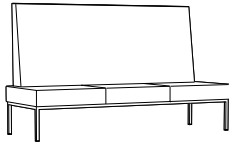
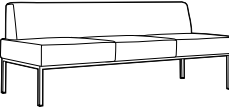
| DESCRIPTION  | FEATURES                                | MODEL#             | STANDARD TEXTILE GRADES |      |                 |      |      |                 |      |      |      |      |      |      |  |
|--|---|--------------------|-------------------------|------|-----------------|------|------|-----------------|------|------|------|------|------|------|--|
|  |   |                    | 1                       | 2    | 3               | 4    | 5    | 6               | 7    | 8    | 9    | 10   | 11   | 12   |  |
|   | Ganging clip required for sectional use | 9752NAHB42         | 3023                    | 3317 | 3549            | 3896 | 4387 | 4619            | 5067 | 5777 | 6327 | 6935 | 8191 | 9528 |  |
|  |   | OVERALL DIMENSIONS |                         |      | SEAT DIMENSIONS |      |      | BACK DIMENSIONS |      |      |      |      |      |      |  |
|  |   | W                  | D                       | H    | W               | D    | H    | W               | H    |      |      |      |      |      |  |
| Two Seat Sofa - 42" High Back<br>COM Yardage: 8<br>Freight Class: 250<br>Product Weight (lbs.): 120<br>Cubic Feet Per Carton: 48.5 |   |                    | 52                      | 31   | 42              | 48   | 20.5 | 18.5            | 44   | 24.5 |      |      |      |      |  |
|  |   |                    | <b>RTA 00</b>           |      |                 |      |      |                 |      |      |      |      |      |      |  |

| DESCRIPTION   | FEATURES                                | MODEL#             | STANDARD TEXTILE GRADES |        |                 |        |        |                 |        |        |        |        |        |         |  |
|---|---|--------------------|-------------------------|--------|-----------------|--------|--------|-----------------|--------|--------|--------|--------|--------|---------|--|
|   |   |                    | 1                       | 2      | 3               | 4      | 5      | 6               | 7      | 8      | 9      | 10     | 11     | 12      |  |
|    | Ganging clip required for sectional use | 9752NAHB48         | \$3128                  | \$3449 | \$3702          | \$4082 | \$4618 | \$4873          | \$5361 | \$6139 | \$6740 | \$7407 | \$8779 | \$10242 |  |
|   |   | OVERALL DIMENSIONS |                         |        | SEAT DIMENSIONS |        |        | BACK DIMENSIONS |        |        |        |        |        |         |  |
|   |   | W                  | D                       | H      | W               | D      | H      | W               | H      |        |        |        |        |         |  |
| Two Seat Sofa - 48" High Back<br>COM Yardage: 6<br>Freight Class: 250<br>Product Weight (lbs.): 130<br>Cubic Feet Per Carton: 35.25 |   |                    | 52                      | 31     | 48              | 48     | 20.5   | 18.5            | 44     | 30.5   |        |        |        |         |  |
|   |   |                    | <b>RTA 00</b>           |        |                 |        |        |                 |        |        |        |        |        |         |  |

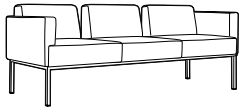
| DESCRIPTION  | FEATURES | MODEL#             | STANDARD TEXTILE GRADES |      |                 |      |      |                 |      |      |      |      |      |      |  |
|--|----------|--------------------|-------------------------|------|-----------------|------|------|-----------------|------|------|------|------|------|------|--|
|  |          |                    | 1                       | 2    | 3               | 4    | 5    | 6               | 7    | 8    | 9    | 10   | 11   | 12   |  |
|    |          | 9752-OB            | 4052                    | 4266 | 4433            | 4685 | 5043 | 5170            | 5481 | 6078 | 6365 | 6919 | 7672 | 8609 |  |
|  |          | OVERALL DIMENSIONS |                         |      | SEAT DIMENSIONS |      |      | BACK DIMENSIONS |      |      |      |      |      |      |  |
|  |          | W                  | D                       | H    | W               | D    | H    | W               | H    |      |      |      |      |      |  |
| Two Seat Sofa - Open Back<br>COM Yardage: 6.25<br>Freight Class: 250<br>Product Weight (lbs.): 111<br>Cubic Feet Per Carton: 35.25 |          |                    | 56                      | 29.5 | 30              | 54   | 20.5 | 18.5            | 48   | 12.5 |      |      |      |      |  |
|  |          |                    | <b>RTA 00</b>           |      |                 |      |      |                 |      |      |      |      |      |      |  |

| DESCRIPTION   | FEATURES                                | MODEL#               | STANDARD TEXTILE GRADES |      |                 |      |      |                 |      |      |      |      |      |      |  |
|---|---|----------------------|-------------------------|------|-----------------|------|------|-----------------|------|------|------|------|------|------|--|
|   |   |                      | 1                       | 2    | 3               | 4    | 5    | 6               | 7    | 8    | 9    | 10   | 11   | 12   |  |
|   | Ganging clip required for sectional use | 9752R-OB<br>9752L-OB | 3627                    | 3805 | 3945            | 4156 | 4453 | 4560            | 4821 | 5317 | 5556 | 6017 | 6645 | 6017 |  |
|   |   | OVERALL DIMENSIONS   |                         |      | SEAT DIMENSIONS |      |      | BACK DIMENSIONS |      |      |      |      |      |      |  |
|   |   | W                    | D                       | H    | W               | D    | H    | W               | H    |      |      |      |      |      |  |
| Two Seat Sofa - Open Back - One Arm<br>COM Yardage: 5.25<br>Freight Class: 250<br>Product Weight (lbs.): 101<br>Cubic Feet Per Carton: 36.25                            |   |                      | 54                      | 31   | 30              | 48   | 20.5 | 18.5            | 44   | 12.5 |      |      |      |      |  |
|   |   |                      | <b>RTA 00</b>           |      |                 |      |      |                 |      |      |      |      |      |      |  |

| DESCRIPTION  | FEATURES | MODEL#             | STANDARD TEXTILE GRADES |      |                 |      |      |                 |      |      |      |      |      |      |  |
|--|----------|--------------------|-------------------------|------|-----------------|------|------|-----------------|------|------|------|------|------|------|--|
|  |          |                    | 1                       | 2    | 3               | 4    | 5    | 6               | 7    | 8    | 9    | 10   | 11   | 12   |  |
|   |          | 9752NA-OB          | 3287                    | 3432 | 3544            | 3713 | 3951 | 4034            | 4244 | 4643 | 4833 | 5202 | 5702 | 6327 |  |
|  |          | OVERALL DIMENSIONS |                         |      | SEAT DIMENSIONS |      |      | BACK DIMENSIONS |      |      |      |      |      |      |  |
|  |          | W                  | D                       | H    | W               | D    | H    | W               | H    |      |      |      |      |      |  |
| Two Seat Sofa - Open Back - Armless<br>COM Yardage: 4.25<br>Freight Class: 250<br>Product Weight (lbs.): 91<br>Cubic Feet Per Carton: 35.5 |          |                    | 52                      | 31   | 30              | 48   | 20.5 | 18.5            | 44   | 12.5 |      |      |      |      |  |
|  |          |                    | <b>RTA 00</b>           |      |                 |      |      |                 |      |      |      |      |      |      |  |

| DESCRIPTION   | FEATURES                                | MODEL#            | STANDARD TEXTILE GRADES   |          |          |                        |          |          |                        |          |        |         |         |         |  |
|---|---|-------------------|---------------------------|----------|----------|------------------------|----------|----------|------------------------|----------|--------|---------|---------|---------|--|
|   |   |                   | 1                         | 2        | 3        | 4                      | 5        | 6        | 7                      | 8        | 9      | 10      | 11      | 12      |  |
|  <p><b>Three Seat Sofa</b><br/>COM Yardage: 9.5<br/>Freight Class: 250<br/>Product Weight (lbs.): 153<br/>Cubic Feet Per Carton: 54.5</p>                      |   | <b>9753</b>       | 5480                      | 5816     | 6084     | 6485                   | 7056     | 7324     | 7838                   | 8660     | 9295   | 9999    | 11450   | 12996   |  |
|   |   |                   | <b>OVERALL DIMENSIONS</b> |          |          | <b>SEAT DIMENSIONS</b> |          |          | <b>BACK DIMENSIONS</b> |          |        |         |         |         |  |
|   |   |                   | <b>W</b>                  | <b>D</b> | <b>H</b> | <b>W</b>               | <b>D</b> | <b>H</b> | <b>W</b>               | <b>H</b> |        |         |         |         |  |
|   |   |                   | 82.5                      | 31       | 30       | 76.5                   | 20.5     | 18.5     | 66                     | 12.5     |        |         |         |         |  |
|   |   |                   | <b>RTA 00</b>             |          |          |                        |          |          |                        |          |        |         |         |         |  |
|  <p><b>Three Seat Sofa - One Arm</b><br/>COM Yardage: 8.25<br/>Freight Class: 250<br/>Product Weight (lbs.): 143<br/>Cubic Feet Per Carton: 54.5</p>           | Ganging clip required for sectional use | <b>9753R</b>      | 5121                      | 5416     | 5651     | 5998                   | 6495     | 6726     | 7176                   | 7892     | 8446   | 9058    | 10322   | 11668   |  |
|   |   | <b>9753L</b>      |                           |          |          |                        |          |          |                        |          |        |         |         |         |  |
|   |   |                   | <b>OVERALL DIMENSIONS</b> |          |          | <b>SEAT DIMENSIONS</b> |          |          | <b>BACK DIMENSIONS</b> |          |        |         |         |         |  |
|   |   |                   | <b>W</b>                  | <b>D</b> | <b>H</b> | <b>W</b>               | <b>D</b> | <b>H</b> | <b>W</b>               | <b>H</b> |        |         |         |         |  |
|   |   | 81.5              | 31                        | 30       | 80.5     | 20.5                   | 18.5     | 74       | 12.5                   |          |        |         |         |         |  |
|   |   |                   | <b>RTA 00</b>             |          |          |                        |          |          |                        |          |        |         |         |         |  |
|  <p><b>Three Seat Sofa - 42" High Back</b><br/>COM Yardage: 12.25<br/>Freight Class: 300<br/>Product Weight (lbs.): 143<br/>Cubic Feet Per Carton: 72.50</p>  | Ganging clip required for sectional use | <b>9753NAHB42</b> | \$4554                    | \$4991   | \$5336   | \$5858                 | \$6597   | \$6943   | \$7612                 | \$8677   | \$9500 | \$10412 | \$12293 | \$14301 |  |
|   |   |                   | <b>OVERALL DIMENSIONS</b> |          |          | <b>SEAT DIMENSIONS</b> |          |          | <b>BACK DIMENSIONS</b> |          |        |         |         |         |  |
|   |   |                   | <b>W</b>                  | <b>D</b> | <b>H</b> | <b>W</b>               | <b>D</b> | <b>H</b> | <b>W</b>               | <b>H</b> |        |         |         |         |  |
|   |   |                   |                           | 80.5     | 31       | 42                     | 74       | 20.5     | 18.5                   | 74       | 24.5   |         |         |         |  |
|   |   |                   | <b>RTA 00</b>             |          |          |                        |          |          |                        |          |        |         |         |         |  |
|  <p><b>Three Seat Sofa - 48" High Back</b><br/>COM Yardage: 13.25<br/>Freight Class: 250<br/>Product Weight (lbs.): 168<br/>Cubic Feet Per Carton: 82.25</p> | Ganging clip required for sectional use | <b>9753NAHB48</b> | 4593                      | 5042     | 5397     | 5932                   | 6688     | 7044     | 7729                   | 8821     | 9665   | 10600   | 12528   | 14585   |  |
|   |   |                   | <b>OVERALL DIMENSIONS</b> |          |          | <b>SEAT DIMENSIONS</b> |          |          | <b>BACK DIMENSIONS</b> |          |        |         |         |         |  |
|   |   |                   | <b>W</b>                  | <b>D</b> | <b>H</b> | <b>W</b>               | <b>D</b> | <b>H</b> | <b>W</b>               | <b>H</b> |        |         |         |         |  |
|   |   |                   |                           | 80.5     | 31       | 48                     | 74       | 20.5     | 18.5                   | 74       | 30.5   |         |         |         |  |
|   |   |                   | <b>RTA 00</b>             |          |          |                        |          |          |                        |          |        |         |         |         |  |
|  <p><b>Three Seat Sofa - Armless</b><br/>COM Yardage: 7<br/>Freight Class: 250<br/>Product Weight (lbs.): 133<br/>Cubic Feet Per Carton: 51.5</p>            | Ganging clip required for sectional use | <b>9753NA</b>     | 4717                      | 4968     | 5166     | 5462                   | 5884     | 6082     | 6465                   | 7075     | 7545   | 8066    | 9141    | 10288   |  |
|   |   |                   | <b>OVERALL DIMENSIONS</b> |          |          | <b>SEAT DIMENSIONS</b> |          |          | <b>BACK DIMENSIONS</b> |          |        |         |         |         |  |
|   |   |                   | <b>W</b>                  | <b>D</b> | <b>H</b> | <b>W</b>               | <b>D</b> | <b>H</b> | <b>W</b>               | <b>H</b> |        |         |         |         |  |
|   |   |                   |                           | 80.5     | 31       | 30                     | 80.5     | 20.5     | 18.5                   | 74       | 12.5   |         |         |         |  |
|   |   |                   | <b>RTA 00</b>             |          |          |                        |          |          |                        |          |        |         |         |         |  |

| DESCRIPTION | FEATURES | MODEL# | STANDARD TEXTILE GRADES |  |  |  |  |  |  |  |  |  |  |  |
|-------------|----------|--------|-------------------------|--|--|--|--|--|--|--|--|--|--|--|
|-------------|----------|--------|-------------------------|--|--|--|--|--|--|--|--|--|--|--|

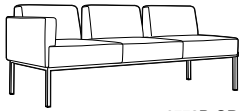


**Three Seat Sofa - Open Back**  
 COM Yardage: 8  
 Freight Class: 250  
 Product Weight (lbs.): 153  
 Cubic Feet Per Carton: 54.5

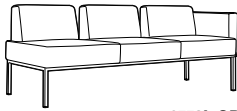
|                | 1    | 2    | 3    | 4    | 5    | 6    | 7    | 8    | 9    | 10   | 11    | 12    |
|----------------|------|------|------|------|------|------|------|------|------|------|-------|-------|
| <b>9753-OB</b> | 5441 | 5722 | 5949 | 6285 | 6760 | 6930 | 7348 | 8143 | 8526 | 9264 | 10267 | 11515 |

| OVERALL DIMENSIONS |    |    | SEAT DIMENSIONS |      |      | BACK DIMENSIONS |      |
|--------------------|----|----|-----------------|------|------|-----------------|------|
| W                  | D  | H  | W               | D    | H    | W               | H    |
| 82.5               | 31 | 30 | 80.5            | 20.5 | 18.5 | 74              | 12.5 |

**RTA 00**



**9753R-OB**



**9753L-OB**

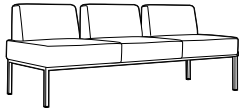
**Three Seat Sofa - Open Back - One Arm**  
 COM Yardage: 7  
 Freight Class: 250  
 Product Weight (lbs.): 143  
 Cubic Feet Per Carton: 54.5

Ganging clip required for sectional use

|                 | 1    | 2    | 3    | 4    | 5    | 6    | 7    | 8    | 9    | 10   | 11   | 12    |
|-----------------|------|------|------|------|------|------|------|------|------|------|------|-------|
| <b>9753R-OB</b> | 5075 | 5324 | 5521 | 5814 | 6231 | 6379 | 6745 | 7442 | 7777 | 8421 | 9299 | 10394 |
| <b>9753L-OB</b> |      |      |      |      |      |      |      |      |      |      |      |       |

| OVERALL DIMENSIONS |    |    | SEAT DIMENSIONS |      |      | BACK DIMENSIONS |      |
|--------------------|----|----|-----------------|------|------|-----------------|------|
| W                  | D  | H  | W               | D    | H    | W               | H    |
| 81.5               | 31 | 30 | 80.5            | 20.5 | 17.5 | 74              | 12.5 |

**RTA 00**




**Three Seat Sofa - Open Back - Armless**  
 COM Yardage: 6.25  
 Freight Class: 250  
 Product Weight (lbs.): 133  
 Cubic Feet Per Carton: 51.5

Ganging clip required for sectional use

|                  | 1    | 2    | 3    | 4    | 5    | 6    | 7    | 8    | 9    | 10   | 11   | 12   |
|------------------|------|------|------|------|------|------|------|------|------|------|------|------|
| <b>9753NA-OB</b> | 4670 | 4887 | 5055 | 5307 | 5662 | 5790 | 6103 | 6699 | 6987 | 7538 | 8292 | 9232 |

| OVERALL DIMENSIONS |    |    | SEAT DIMENSIONS |      |      | BACK DIMENSIONS |      |
|--------------------|----|----|-----------------|------|------|-----------------|------|
| W                  | D  | H  | W               | D    | H    | W               | H    |
| 80.5               | 31 | 30 | 80.5            | 20.5 | 17.5 | 74              | 12.5 |

**RTA 00**



**Ganging Bracket**  
 COM Yardage: N/A  
 Freight Class: 70  
 Product Weight (lbs.): .052  
 Cubic Feet Per Carton: 0.02

Only one set is needed per connection.

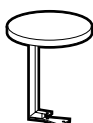
|             | 1  | 2 | 3 | 4 | 5 | 6 | 7 | 8 | 9 | 10 | 11 | 12 |
|-------------|----|---|---|---|---|---|---|---|---|----|----|----|
| <b>9759</b> | 27 | - | - | - | - | - | - | - | - | -  | -  | -  |

| OVERALL DIMENSIONS |      |    | SEAT DIMENSIONS |   |   | BACK DIMENSIONS |   |
|--------------------|------|----|-----------------|---|---|-----------------|---|
| W                  | D    | H  | W               | D | H | W               | H |
| 1                  | 0.75 | 10 | -               | - | - | -               | - |

**RTA 00**



**9757L**



**9758R**

**Tablet**  
 COM Yardage: N/A  
 Freight Class: 150  
 Product Weight (lbs.): 12  
 Cubic Feet Per Carton: 2.5



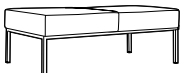


Mounts underneath of seating.

|              | 1   | 2 | 3 | 4 | 5 | 6 | 7 | 8 | 9 | 10 | 11 | 12 |
|--------------|-----|---|---|---|---|---|---|---|---|----|----|----|
| <b>9757L</b> | 682 | - | - | - | - | - | - | - | - | -  | -  | -  |
| <b>9758R</b> |     |   |   |   |   |   |   |   |   |    |    |    |

| OVERALL DIMENSIONS |       |    | SEAT DIMENSIONS |   |   | BACK DIMENSIONS |   |
|--------------------|-------|----|-----------------|---|---|-----------------|---|
| W                  | D     | H  | W               | D | H | W               | H |
| 14                 | 17.25 | 14 | -               | - | - | -               | - |

**RTA 1**



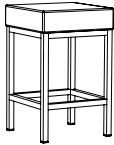
| DESCRIPTION  | FEATURES                                | MODEL#  | STANDARD TEXTILE GRADES |   |   |   |   |   |   |   |   |    |    |    |
|--|---|---|-------------------------|---|---|---|---|---|---|---|---|----|----|----|
|  |   |   | 1                       | 2 | 3 | 4 | 5 | 6 | 7 | 8 | 9 | 10 | 11 | 12 |
|  <p><b>9760</b></p> <p><b>Power Module</b><br/>COM Yardage: N/A<br/>Freight Class: 125<br/>Product Weight (lbs.): 3<br/>Cubic Feet Per Carton: 0.5</p>                              | Mounts underneath of seating or tables. | <p><b>9760</b></p> <p>\$430</p> <p>10 Ft. power cord</p>                              | 1                       | 2 | 3 | 4 | 5 | 6 | 7 | 8 | 9 | 10 | 11 | 12 |
|  |   |   | 1                       | 2 | 3 | 4 | 5 | 6 | 7 | 8 | 9 | 10 | 11 | 12 |
|  |   |   | 1                       | 2 | 3 | 4 | 5 | 6 | 7 | 8 | 9 | 10 | 11 | 12 |
|  |   |   | 1                       | 2 | 3 | 4 | 5 | 6 | 7 | 8 | 9 | 10 | 11 | 12 |
|  <p><b>9761</b></p> <p><b>One Seat Bench</b><br/>COM Yardage: 2<br/>Freight Class: 250<br/>Product Weight (lbs.): 37<br/>Cubic Feet Per Carton: 10.75</p>                           | Ganging clip required for sectional use | <p><b>9761</b></p> <p>1381 1455 1512 1598 1718 1776 1885 2061 2197 2346 2656 2984</p> | 1                       | 2 | 3 | 4 | 5 | 6 | 7 | 8 | 9 | 10 | 11 | 12 |
|  |   |   | 1                       | 2 | 3 | 4 | 5 | 6 | 7 | 8 | 9 | 10 | 11 | 12 |
|  |   |   | 1                       | 2 | 3 | 4 | 5 | 6 | 7 | 8 | 9 | 10 | 11 | 12 |
|  |   |   | 1                       | 2 | 3 | 4 | 5 | 6 | 7 | 8 | 9 | 10 | 11 | 12 |
|  <p><b>9762</b></p> <p><b>Two Seat Bench</b><br/>COM Yardage: 4<br/>Freight Class: 250<br/>Product Weight (lbs.): 57<br/>Cubic Feet Per Carton: 21.25</p>                           | Ganging clip required for sectional use | <p><b>9762</b></p> <p>2458 2604 2718 2890 3135 3250 3469 3821 4093 4394 5015 5676</p> | 1                       | 2 | 3 | 4 | 5 | 6 | 7 | 8 | 9 | 10 | 11 | 12 |
|  |   |   | 1                       | 2 | 3 | 4 | 5 | 6 | 7 | 8 | 9 | 10 | 11 | 12 |
|  |   |   | 1                       | 2 | 3 | 4 | 5 | 6 | 7 | 8 | 9 | 10 | 11 | 12 |
|  |   |   | 1                       | 2 | 3 | 4 | 5 | 6 | 7 | 8 | 9 | 10 | 11 | 12 |
|  <p><b>9763</b></p> <p><b>Three Seat Bench</b><br/>COM Yardage: 6<br/>Freight Class: 250<br/>Product Weight (lbs.): 80<br/>Cubic Feet Per Carton: 29.5</p>                        | Ganging clip required for sectional use | <p><b>9763</b></p> <p>3478 3695 3863 4117 4479 4648 4973 5494 5893 6341 7258 8239</p> | 1                       | 2 | 3 | 4 | 5 | 6 | 7 | 8 | 9 | 10 | 11 | 12 |
|  |   |   | 1                       | 2 | 3 | 4 | 5 | 6 | 7 | 8 | 9 | 10 | 11 | 12 |
|  |   |   | 1                       | 2 | 3 | 4 | 5 | 6 | 7 | 8 | 9 | 10 | 11 | 12 |
|  |   |   | 1                       | 2 | 3 | 4 | 5 | 6 | 7 | 8 | 9 | 10 | 11 | 12 |
|  <p><b>9765</b></p> <p><b>Coffee Storage Table (2 Seat Length)</b><br/>COM Yardage: N/A<br/>Freight Class: 150<br/>Product Weight (lbs.): 112<br/>Cubic Feet Per Carton: 20.5</p> | Ganging clip required for sectional use | <p><b>9765</b></p> <p>2564 - - - - - - - - - - - -</p>                                | 1                       | 2 | 3 | 4 | 5 | 6 | 7 | 8 | 9 | 10 | 11 | 12 |
|  |   |   | 1                       | 2 | 3 | 4 | 5 | 6 | 7 | 8 | 9 | 10 | 11 | 12 |
|  |   |   | 1                       | 2 | 3 | 4 | 5 | 6 | 7 | 8 | 9 | 10 | 11 | 12 |
|  |   |   | 1                       | 2 | 3 | 4 | 5 | 6 | 7 | 8 | 9 | 10 | 11 | 12 |

| DESCRIPTION | FEATURES | MODEL# | STANDARD TEXTILE GRADES |  |  |  |  |  |  |  |  |  |  |  |
|-------------|----------|--------|-------------------------|--|--|--|--|--|--|--|--|--|--|--|
|-------------|----------|--------|-------------------------|--|--|--|--|--|--|--|--|--|--|--|



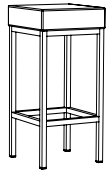
**Coffee Table (2 Seat Length)**  
 COM Yardage: N/A  
 Freight Class: 150  
 Product Weight (lbs.): 68  
 Cubic Feet Per Carton: 17.75

|                           | 1        | 2        | 3                      | 4        | 5        | 6                      | 7        | 8        | 9        | 10       | 11 | 12 |
|---------------------------|----------|----------|------------------------|----------|----------|------------------------|----------|----------|----------|----------|----|----|
| <b>9766</b>               | 1659     | -        | -                      | -        | -        | -                      | -        | -        | -        | -        | -  | -  |
| <b>OVERALL DIMENSIONS</b> |          |          | <b>SEAT DIMENSIONS</b> |          |          | <b>BACK DIMENSIONS</b> |          |          |          |          |    |    |
| <b>W</b>                  | <b>D</b> | <b>H</b> | <b>W</b>               | <b>D</b> | <b>H</b> | <b>W</b>               | <b>D</b> | <b>H</b> | <b>W</b> | <b>H</b> |    |    |
| 54                        | 27.5     | 13       | -                      | -        | -        | -                      | -        | -        | -        | -        |    |    |
| <b>RTA 00</b>             |          |          |                        |          |          |                        |          |          |          |          |    |    |



**24" Stool**  
 COM Yardage: 0.75  
 Freight Class: 150  
 Product Weight (lbs.): 22  
 Cubic Feet Per Carton: 4.75

|                           | 1        | 2        | 3                      | 4        | 5        | 6                      | 7        | 8        | 9        | 10       | 11     | 12     |
|---------------------------|----------|----------|------------------------|----------|----------|------------------------|----------|----------|----------|----------|--------|--------|
| <b>9769S24</b>            | \$906    | \$935    | \$956                  | \$987    | \$1032   | \$1053                 | \$1094   | \$1158   | \$1207   | \$1262   | \$1376 | \$1498 |
| <b>OVERALL DIMENSIONS</b> |          |          | <b>SEAT DIMENSIONS</b> |          |          | <b>BACK DIMENSIONS</b> |          |          |          |          |        |        |
| <b>W</b>                  | <b>D</b> | <b>H</b> | <b>W</b>               | <b>D</b> | <b>H</b> | <b>W</b>               | <b>D</b> | <b>H</b> | <b>W</b> | <b>H</b> |        |        |
| 15                        | 15       | 24       | 15                     | 15       | 3        | -                      | -        | -        | -        | -        |        |        |
| <b>RTA 00</b>             |          |          |                        |          |          |                        |          |          |          |          |        |        |



**30" Stool**  
 COM Yardage: .50  
 Freight Class: 150  
 Product Weight (lbs.): 23  
 Cubic Feet Per Carton: 5.5

|                           | 1        | 2        | 3                      | 4        | 5        | 6                      | 7        | 8        | 9        | 10       | 11     | 12     |
|---------------------------|----------|----------|------------------------|----------|----------|------------------------|----------|----------|----------|----------|--------|--------|
| <b>9769S30</b>            | \$987    | \$1016   | \$1037                 | \$1068   | \$1112   | \$1133                 | \$1172   | \$1235   | \$1284   | \$1339   | \$1449 | \$1568 |
| <b>OVERALL DIMENSIONS</b> |          |          | <b>SEAT DIMENSIONS</b> |          |          | <b>BACK DIMENSIONS</b> |          |          |          |          |        |        |
| <b>W</b>                  | <b>D</b> | <b>H</b> | <b>W</b>               | <b>D</b> | <b>H</b> | <b>W</b>               | <b>D</b> | <b>H</b> | <b>W</b> | <b>H</b> |        |        |
| 15                        | 15       | 30       | 15                     | 15       | 30       | -                      | -        | -        | -        | -        |        |        |
| <b>RTA 00</b>             |          |          |                        |          |          |                        |          |          |          |          |        |        |

BRADEN™



model 7871



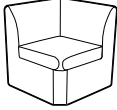



model 7870R, 7870, 7870L

STANDARD FEATURES

- A flexible modular seating system that is exceptionally durable. Combine these seating components into a configuration that suits your space.
- Braden uses a unique ganging feature which locks units solidly together, but allows them to be separated and reconfigured when necessary. Locking "Pins" will always be on the left side of a ganging unit, while the pin receptacle will always be on the right side, seated.
- Check textile availability prior to specifying upholstery material.

OPTIONAL FEATURES

- For ganging hardware please use the following codes: Add "GB" for both sides. Add "GR" for right side seated only. Add "GL" for Left side seated only. Add "GC" for corner units only, both sides.
- For highly resilient, high density Ultracell foam on seat, Please specify (UC) after the model number. Add \$78 for the seat. Add \$151 for the seat and back.
- Optional Non-slip glide for hard surface flooring. Please specify (NSG). Add \$37.
- Model 7874 Table (top) is offered in all the standard laminates. Please specify.

| DESCRIPTION  | FEATURES | MODEL#       | STANDARD TEXTILE GRADES   |          |          |                        |          |          |                        |          |      |      |      |      |
|--|----------|--------------|---------------------------|----------|----------|------------------------|----------|----------|------------------------|----------|------|------|------|------|
|  |          |              | 1                         | 2        | 3        | 4                      | 5        | 6        | 7                      | 8        | 9    | 10   | 11   | 12   |
|  <p><b>Corner Unit</b><br/>COM Yardage: 16.5<br/>Freight Class: 38<br/>Product Weight (lbs.): 38<br/>Cubic Feet Per Carton: 16.5</p>                  |          | <b>7867</b>  | 1372                      | 1537     | 1665     | 1854                   | 2126     | 2251     | 2499                   | 2890     | 3189 | 3527 | 4216 | 4951 |
|  |          |              | <b>OVERALL DIMENSIONS</b> |          |          | <b>SEAT DIMENSIONS</b> |          |          | <b>BACK DIMENSIONS</b> |          |      |      |      |      |
|  |          |              | <b>W</b>                  | <b>D</b> | <b>H</b> | <b>W</b>               | <b>D</b> | <b>H</b> | <b>W</b>               | <b>H</b> |      |      |      |      |
|  |          |              | 24                        | 27.5     | 30       | 20                     | 17       | 20.5     | 19.5                   | 12.5     |      |      |      |      |
|  |          |              | <b>RTA 00</b>             |          |          |                        |          |          |                        |          |      |      |      |      |
|  <p><b>Single Seater</b><br/>COM Yardage: 2.75<br/>Freight Class: 250<br/>Product Weight (lbs.): 38<br/>Cubic Feet Per Carton: 16.5</p>              |          | <b>7870</b>  | 853                       | 973      | 1062     | 1198                   | 1388     | 1461     | 1627                   | 1950     | 2102 | 2401 | 2806 | 3312 |
|  |          |              | <b>OVERALL DIMENSIONS</b> |          |          | <b>SEAT DIMENSIONS</b> |          |          | <b>BACK DIMENSIONS</b> |          |      |      |      |      |
|  |          |              | <b>W</b>                  | <b>D</b> | <b>H</b> | <b>W</b>               | <b>D</b> | <b>H</b> | <b>W</b>               | <b>H</b> |      |      |      |      |
|  |          |              | 24                        | 27.5     | 30       | 24                     | 19.5     | 16.5     | 24                     | 13.5     |      |      |      |      |
|  |          |              | <b>RTA 00</b>             |          |          |                        |          |          |                        |          |      |      |      |      |
|  <p><b>Single Seater - Left Arm</b><br/>COM Yardage: 3.75<br/>Freight Class: 250<br/>Product Weight (lbs.): 45<br/>Cubic Feet Per Carton: 16.5</p>  |          | <b>7870L</b> | 972                       | 1131     | 1253     | 1441                   | 1703     | 1795     | 2026                   | 2464     | 2676 | 3080 | 3634 | 4324 |
|  |          |              | <b>OVERALL DIMENSIONS</b> |          |          | <b>SEAT DIMENSIONS</b> |          |          | <b>BACK DIMENSIONS</b> |          |      |      |      |      |
|  |          |              | <b>W</b>                  | <b>D</b> | <b>H</b> | <b>W</b>               | <b>D</b> | <b>H</b> | <b>W</b>               | <b>H</b> |      |      |      |      |
|  |          |              | 27                        | 27.5     | 30       | 24                     | 19.5     | 16.5     | 24                     | 13.5     |      |      |      |      |
|  |          |              | <b>RTA 00</b>             |          |          |                        |          |          |                        |          |      |      |      |      |
|  <p><b>Single Seater - Right Arm</b><br/>COM Yardage: 3.75<br/>Freight Class: 250<br/>Product Weight (lbs.): 45<br/>Cubic Feet Per Carton: 16.5</p> |          | <b>7870R</b> | 972                       | 1131     | 1253     | 1441                   | 1703     | 1795     | 2026                   | 2464     | 2676 | 3080 | 3634 | 4324 |
|  |          |              | <b>OVERALL DIMENSIONS</b> |          |          | <b>SEAT DIMENSIONS</b> |          |          | <b>BACK DIMENSIONS</b> |          |      |      |      |      |
|  |          |              | <b>W</b>                  | <b>D</b> | <b>H</b> | <b>W</b>               | <b>D</b> | <b>H</b> | <b>W</b>               | <b>H</b> |      |      |      |      |
|  |          |              | 27                        | 27.5     | 30       | 24                     | 19.5     | 16.5     | 24                     | 13.5     |      |      |      |      |
|  |          |              | <b>RTA 00</b>             |          |          |                        |          |          |                        |          |      |      |      |      |



BRIDGES II COLLABORATIVE SEATING



model BRTSE2424B



model BRTSE6060B



model BRTST2448F

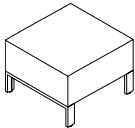
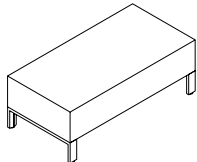
STANDARD FEATURES

- For all Bridges II components, please see the Bridges II section of the Desking Price Book.
- Bridges collaborative seating collection consists of seating, privacy screens, tables, tablets and power.
- It is a versatile modular furniture series which can be configured into many space planning scenarios, including corner, in-line, open concept, traditional reception, as well as secluded seating with high privacy partitions.
- Furniture pieces can be used as stand alone items or can be mechanically linked together to form a variety of seating configurations.
- Seat and backrest can be integrated with Bridges tables.
- Corner tables and in-line 6" table modules double as power delivery centers.
- Dedicated seat backrests feature dual USB charging port.
- Some in line 6" table modules are furnished with grommets to support tablets.
- Legs are available in standard Bridges metal painted finishes and anodized aluminum finish.
- Bridges Collaborative Seating upholstery features a single stitch, thick white thread around the edges. The white, wide stitch along with crisp corners are part of its distinctive personality.
- In order to achieve crisp edges and to minimize "pillow" effect caused by taut fabric, the upholstery material has been applied deliberately loose, which may over time, produce puckering of the upholstery surface material. This can be easily corrected by stretching the fabric by hand or during vacuuming.
- Freestanding 17"h table. Central partition divides space under top surface into two 11" deep compartments.

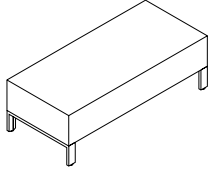
- In order to efficiently utilize fabric yield, all 60" seats and backs feature a seam in the middle. The double stitch seam is sewn with a thin thread, closely matching the upholstery material in color.
- Some complicated fabric patterns prevent pattern matching and will be upholstered without the seam at the discretion of the factory.
- Should you require no middle seam by cutting into the roll, please specify "NO SEAM" at time of your order.
- Check textile availability prior to specifying upholstery material.

OPTIONAL FEATURES

- Optional Anodized Aluminum Leg on all models. Add \$79.
- Models BRTS2406BT and BRTS2406BPT include 9.5" x 14.5" swivel tablet. If top is specified in high pressure laminate, tablet will also be manufactured in high pressure laminate.
- Bridges II tables and tablets are offered in the following laminate finishes: Absolute Acajou (ACJ), Asian Night (ASN), Avant Cherry (AWC), Avant Honey (AWH), Black (BLK), Brushed Cobalt (BRC), Clear Maple (CMB), Custom Grey (CGY), Dark Espresso (DES), Designer White (DWT), Fashionista (FAS), First Class (FCL), Noce Biondo (NBL), Noce Grigio (NGL), Noce Leggero (NEL), Noce Medio (NML), Quartered Mahogany (QTM), Sheer Beauty (SBY) Storm Grey (SOG), Walnut Heights (WHE), White Chocolate (WHC) and Winter Cherry (WCR). Please Specify.

| DESCRIPTION   | FEATURES | MODEL#           | STANDARD TEXTILE GRADES   |          |          |                        |          |          |                        |          |      |      |      |      |
|---|----------|------------------|---------------------------|----------|----------|------------------------|----------|----------|------------------------|----------|------|------|------|------|
|   |          |                  | 1                         | 2        | 3        | 4                      | 5        | 6        | 7                      | 8        | 9    | 10   | 11   | 12   |
|  <p><b>Lounge Seat - 24"</b><br/>COM Yardage: 1.25<br/>Freight Class: 150<br/>Product Weight (lbs.): 22.70<br/>Cubic Feet Per Carton: 5.57</p> |          | <b>BRTSE24NB</b> | 839                       | 920      | 920      | 972                    | 1044     | 1077     | 1143                   | 1247     | 1328 | 1418 | 1600 | 1797 |
|   |          |                  | <b>OVERALL DIMENSIONS</b> |          |          | <b>SEAT DIMENSIONS</b> |          |          | <b>BACK DIMENSIONS</b> |          |      |      |      |      |
|   |          |                  | <b>W</b>                  | <b>D</b> | <b>H</b> | <b>W</b>               | <b>D</b> | <b>H</b> | <b>W</b>               | <b>H</b> |      |      |      |      |
|   |          |                  | 24                        | 24       | 17       | -                      | -        | -        | -                      | -        |      |      |      |      |
|   |          | <b>RTA 00</b>    |                           |          |          |                        |          |          |                        |          |      |      |      |      |
|  <p><b>Lounge Seat - 48"</b><br/>COM Yardage: 2<br/>Freight Class: 250<br/>Product Weight (lbs.): 36.90<br/>Cubic Feet Per Carton: 11.33</p>   |          | <b>BRTSE48NB</b> | 1527                      | 1655     | 1655     | 1737                   | 1851     | 1907     | 2012                   | 2179     | 2306 | 2451 | 2746 | 3058 |
|   |          |                  | <b>OVERALL DIMENSIONS</b> |          |          | <b>SEAT DIMENSIONS</b> |          |          | <b>BACK DIMENSIONS</b> |          |      |      |      |      |
|   |          |                  | <b>W</b>                  | <b>D</b> | <b>H</b> | <b>W</b>               | <b>D</b> | <b>H</b> | <b>W</b>               | <b>H</b> |      |      |      |      |
|   |          |                  | 48                        | 24       | 17       | -                      | -        | -        | -                      | -        |      |      |      |      |
|   |          | <b>RTA 00</b>    |                           |          |          |                        |          |          |                        |          |      |      |      |      |

| DESCRIPTION | FEATURES | MODEL# | STANDARD TEXTILE GRADES |   |   |   |   |   |   |   |   |    |    |    |
|-------------|----------|--------|-------------------------|---|---|---|---|---|---|---|---|----|----|----|
|             |          |        | 1                       | 2 | 3 | 4 | 5 | 6 | 7 | 8 | 9 | 10 | 11 | 12 |

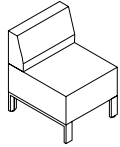


**Lounge Seat - 60"**  
 COM Yardage: 2  
 Freight Class: 250  
 Product Weight (lbs.): 47  
 Cubic Feet Per Carton: 14.17

|                  |      |      |      |      |      |      |      |      |      |      |      |      |
|------------------|------|------|------|------|------|------|------|------|------|------|------|------|
| <b>BRTSE60NB</b> | 1767 | 1857 | 1925 | 2025 | 2172 | 2238 | 2370 | 2579 | 2740 | 2920 | 3285 | 3679 |
|------------------|------|------|------|------|------|------|------|------|------|------|------|------|

| OVERALL DIMENSIONS |    |    | SEAT DIMENSIONS |   |   | BACK DIMENSIONS |   |
|--------------------|----|----|-----------------|---|---|-----------------|---|
| W                  | D  | H  | W               | D | H | W               | H |
| 60                 | 24 | 17 | -               | - | - | -               | - |

RTA 00

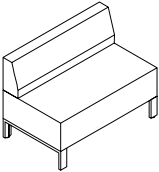


**Lounge Seat, Full Backrest - 24"**  
 COM Yardage: 2.25  
 Freight Class: 250  
 Product Weight (lbs.): 33  
 Cubic Feet Per Carton: 9.57

|                   |      |      |      |      |      |      |      |      |      |      |      |      |
|-------------------|------|------|------|------|------|------|------|------|------|------|------|------|
| <b>BRTSE2424B</b> | 1320 | 1463 | 1463 | 1554 | 1684 | 1745 | 1864 | 2051 | 2196 | 2358 | 2690 | 3042 |
|-------------------|------|------|------|------|------|------|------|------|------|------|------|------|

| OVERALL DIMENSIONS |    |    | SEAT DIMENSIONS |   |   | BACK DIMENSIONS |   |
|--------------------|----|----|-----------------|---|---|-----------------|---|
| W                  | D  | H  | W               | D | H | W               | H |
| 24                 | 24 | 29 | -               | - | - | -               | - |

RTA 00

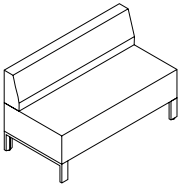


**Lounge Seat, Full Backrest - 48"**  
 COM Yardage: 3.5  
 Freight Class: 250  
 Product Weight (lbs.): 55.50  
 Cubic Feet Per Carton: 19.33

|                   |      |      |      |      |      |      |      |      |      |      |      |      |
|-------------------|------|------|------|------|------|------|------|------|------|------|------|------|
| <b>BRTSE4848B</b> | 2435 | 2654 | 2654 | 2797 | 3001 | 3095 | 3277 | 3569 | 3794 | 4045 | 4561 | 5110 |
|-------------------|------|------|------|------|------|------|------|------|------|------|------|------|

| OVERALL DIMENSIONS |    |    | SEAT DIMENSIONS |   |   | BACK DIMENSIONS |   |
|--------------------|----|----|-----------------|---|---|-----------------|---|
| W                  | D  | H  | W               | D | H | W               | H |
| 48                 | 24 | 29 | -               | - | - | -               | - |

RTA 00

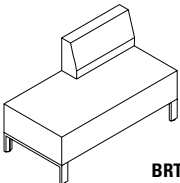


**Lounge Seat, Full Backrest - 60"**  
 COM Yardage: 4.5  
 Freight Class: 250  
 Product Weight (lbs.): 70  
 Cubic Feet Per Carton: 24.17

|                   |      |      |      |      |      |      |      |      |      |      |      |      |
|-------------------|------|------|------|------|------|------|------|------|------|------|------|------|
| <b>BRTSE6060B</b> | 2822 | 3103 | 3103 | 3286 | 3545 | 3668 | 3906 | 4280 | 4568 | 4890 | 5554 | 6261 |
|-------------------|------|------|------|------|------|------|------|------|------|------|------|------|

| OVERALL DIMENSIONS |    |    | SEAT DIMENSIONS |   |   | BACK DIMENSIONS |   |
|--------------------|----|----|-----------------|---|---|-----------------|---|
| W                  | D  | H  | W               | D | H | W               | H |
| 60                 | 60 | 29 | -               | - | - | -               | - |

RTA 00



**BRTSE2448BR**

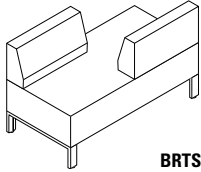
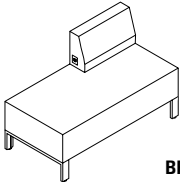
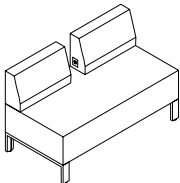
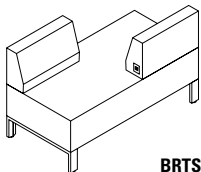
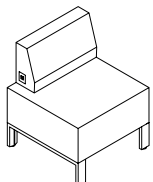
**Lounge Seat, 24" Offset Backrest**  
 COM Yardage: 3  
 Freight Class: 250  
 Product Weight (lbs.): 46.1  
 Cubic Feet Per Carton: 19.33

|                    |      |      |      |      |      |      |      |      |      |      |      |      |
|--------------------|------|------|------|------|------|------|------|------|------|------|------|------|
| <b>BRTSE2448BR</b> | 2007 | 2198 | 2198 | 2317 | 2492 | 2574 | 2731 | 2983 | 3175 | 3387 | 3831 | 4302 |
|--------------------|------|------|------|------|------|------|------|------|------|------|------|------|

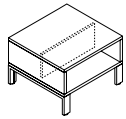
|                    |      |      |      |      |      |      |      |      |      |      |      |      |
|--------------------|------|------|------|------|------|------|------|------|------|------|------|------|
| <b>BRTSE2448BL</b> | 2007 | 2198 | 2198 | 2317 | 2492 | 2574 | 2731 | 2983 | 3175 | 3387 | 3831 | 4302 |
|--------------------|------|------|------|------|------|------|------|------|------|------|------|------|

| OVERALL DIMENSIONS |    |    | SEAT DIMENSIONS |   |   | BACK DIMENSIONS |   |
|--------------------|----|----|-----------------|---|---|-----------------|---|
| W                  | D  | H  | W               | D | H | W               | H |
| 48                 | 24 | 29 | -               | - | - | -               | - |

RTA 00

| DESCRIPTION   | FEATURES   | MODEL#             | STANDARD TEXTILE GRADES |      |                 |                 |      |                 |      |      |      |      |      |    |   |   |   |   |    |    |    |   |   |   |   |   |  |  |  |  |  |  |  |  |  |  |
|---|--|--------------------|-------------------------|------|-----------------|-----------------|------|-----------------|------|------|------|------|------|----|---|---|---|---|----|----|----|---|---|---|---|---|--|--|--|--|--|--|--|--|--|--|
|   |  |                    | 1                       | 2    | 3               | 4               | 5    | 6               | 7    | 8    | 9    | 10   | 11   | 12 |   |   |   |   |    |    |    |   |   |   |   |   |  |  |  |  |  |  |  |  |  |  |
|  <p><b>BRTSE2448BODR</b></p> <p><b>Lounge Seat, Two 24" Offset Backrests</b><br/>                     COM Yardage: 4<br/>                     Freight Class: 250<br/>                     Product Weight (lbs.): 46.5<br/>                     Cubic Feet Per Carton: 19.33</p>  |  |                    |                         |      |                 |                 |      |                 |      |      |      |      |      |    |   |   |   |   |    |    |    |   |   |   |   |   |  |  |  |  |  |  |  |  |  |  |
|   | <b>BRTSE2448BODR</b>   | 2488               | 2738                    | 2738 | 2902            | 3132            | 3241 | 3452            | 3786 | 4041 | 4330 | 4919 | 5545 |    |   |   |   |   |    |    |    |   |   |   |   |   |  |  |  |  |  |  |  |  |  |  |
|   | <b>BRTSE2448BODL</b>   | 2488               | 2629                    | 2738 | 2902            | 3132            | 3241 | 3452            | 3786 | 4041 | 4330 | 4919 | 5545 |    |   |   |   |   |    |    |    |   |   |   |   |   |  |  |  |  |  |  |  |  |  |  |
|   | <table border="1"> <thead> <tr> <th colspan="3">OVERALL DIMENSIONS</th> <th colspan="3">SEAT DIMENSIONS</th> <th colspan="3">BACK DIMENSIONS</th> </tr> <tr> <th>W</th> <th>D</th> <th>H</th> <th>W</th> <th>D</th> <th>H</th> <th>W</th> <th>H</th> </tr> </thead> <tbody> <tr> <td>48</td> <td>24</td> <td>29</td> <td>-</td> <td>-</td> <td>-</td> <td>-</td> <td>-</td> </tr> </tbody> </table> <p><b>RTA 00</b></p> | OVERALL DIMENSIONS |                         |      | SEAT DIMENSIONS |                 |      | BACK DIMENSIONS |      |      | W    | D    | H    | W  | D | H | W | H | 48 | 24 | 29 | - | - | - | - | - |  |  |  |  |  |  |  |  |  |  |
| OVERALL DIMENSIONS  |  |                    | SEAT DIMENSIONS         |      |                 | BACK DIMENSIONS |      |                 |      |      |      |      |      |    |   |   |   |   |    |    |    |   |   |   |   |   |  |  |  |  |  |  |  |  |  |  |
| W   | D  | H                  | W                       | D    | H               | W               | H    |                 |      |      |      |      |      |    |   |   |   |   |    |    |    |   |   |   |   |   |  |  |  |  |  |  |  |  |  |  |
| 48  | 24   | 29                 | -                       | -    | -               | -               | -    |                 |      |      |      |      |      |    |   |   |   |   |    |    |    |   |   |   |   |   |  |  |  |  |  |  |  |  |  |  |
|  <p><b>BRTSE2148EBR</b></p> <p><b>Lounge Seat, 21" USB Backrest</b><br/>                     COM Yardage: 3<br/>                     Freight Class: 250<br/>                     Product Weight (lbs.): 33<br/>                     Cubic Feet Per Carton: 9.67</p>              |  |                    |                         |      |                 |                 |      |                 |      |      |      |      |      |    |   |   |   |   |    |    |    |   |   |   |   |   |  |  |  |  |  |  |  |  |  |  |
|   | <b>BRTSE2148EBR</b>  | 2326               | 2436                    | 2517 | 2636            | 2811            | 2893 | 3050            | 3302 | 3494 | 3706 | 4150 | 4621 |    |   |   |   |   |    |    |    |   |   |   |   |   |  |  |  |  |  |  |  |  |  |  |
|   | <b>BRTSE2148EBL</b>  | 2326               | 2436                    | 2517 | 2636            | 2811            | 2893 | 3050            | 3302 | 3494 | 3706 | 4150 | 4621 |    |   |   |   |   |    |    |    |   |   |   |   |   |  |  |  |  |  |  |  |  |  |  |
|   | <table border="1"> <thead> <tr> <th colspan="3">OVERALL DIMENSIONS</th> <th colspan="3">SEAT DIMENSIONS</th> <th colspan="3">BACK DIMENSIONS</th> </tr> <tr> <th>W</th> <th>D</th> <th>H</th> <th>W</th> <th>D</th> <th>H</th> <th>W</th> <th>H</th> </tr> </thead> <tbody> <tr> <td>48</td> <td>24</td> <td>29</td> <td>-</td> <td>-</td> <td>-</td> <td>-</td> <td>-</td> </tr> </tbody> </table> <p><b>RTA 00</b></p> | OVERALL DIMENSIONS |                         |      | SEAT DIMENSIONS |                 |      | BACK DIMENSIONS |      |      | W    | D    | H    | W  | D | H | W | H | 48 | 24 | 29 | - | - | - | - | - |  |  |  |  |  |  |  |  |  |  |
| OVERALL DIMENSIONS  |  |                    | SEAT DIMENSIONS         |      |                 | BACK DIMENSIONS |      |                 |      |      |      |      |      |    |   |   |   |   |    |    |    |   |   |   |   |   |  |  |  |  |  |  |  |  |  |  |
| W   | D  | H                  | W                       | D    | H               | W               | H    |                 |      |      |      |      |      |    |   |   |   |   |    |    |    |   |   |   |   |   |  |  |  |  |  |  |  |  |  |  |
| 48  | 24   | 29                 | -                       | -    | -               | -               | -    |                 |      |      |      |      |      |    |   |   |   |   |    |    |    |   |   |   |   |   |  |  |  |  |  |  |  |  |  |  |
|  <p><b>BRTSE2148E2B</b></p> <p><b>Lounge Seat, Two 21" USB Backrests</b><br/>                     COM Yardage: 4<br/>                     Freight Class: 250<br/>                     Product Weight (lbs.): 57<br/>                     Cubic Feet Per Carton: 19.33</p>       |  |                    |                         |      |                 |                 |      |                 |      |      |      |      |      |    |   |   |   |   |    |    |    |   |   |   |   |   |  |  |  |  |  |  |  |  |  |  |
|   | <b>BRTSE2148E2B</b>  | 3125               | 3266                    | 3372 | 3536            | 3767            | 3878 | 4088            | 4422 | 4678 | 4964 | 5553 | 6181 |    |   |   |   |   |    |    |    |   |   |   |   |   |  |  |  |  |  |  |  |  |  |  |
|   | <b>BRTSE2148E2B</b>  | 3125               | 3266                    | 3372 | 3536            | 3767            | 3878 | 4088            | 4422 | 4678 | 4964 | 5553 | 6181 |    |   |   |   |   |    |    |    |   |   |   |   |   |  |  |  |  |  |  |  |  |  |  |
|   | <table border="1"> <thead> <tr> <th colspan="3">OVERALL DIMENSIONS</th> <th colspan="3">SEAT DIMENSIONS</th> <th colspan="3">BACK DIMENSIONS</th> </tr> <tr> <th>W</th> <th>D</th> <th>H</th> <th>W</th> <th>D</th> <th>H</th> <th>W</th> <th>H</th> </tr> </thead> <tbody> <tr> <td>48</td> <td>24</td> <td>29</td> <td>-</td> <td>-</td> <td>-</td> <td>-</td> <td>-</td> </tr> </tbody> </table> <p><b>RTA 00</b></p> | OVERALL DIMENSIONS |                         |      | SEAT DIMENSIONS |                 |      | BACK DIMENSIONS |      |      | W    | D    | H    | W  | D | H | W | H | 48 | 24 | 29 | - | - | - | - | - |  |  |  |  |  |  |  |  |  |  |
| OVERALL DIMENSIONS  |  |                    | SEAT DIMENSIONS         |      |                 | BACK DIMENSIONS |      |                 |      |      |      |      |      |    |   |   |   |   |    |    |    |   |   |   |   |   |  |  |  |  |  |  |  |  |  |  |
| W   | D  | H                  | W                       | D    | H               | W               | H    |                 |      |      |      |      |      |    |   |   |   |   |    |    |    |   |   |   |   |   |  |  |  |  |  |  |  |  |  |  |
| 48  | 24   | 29                 | -                       | -    | -               | -               | -    |                 |      |      |      |      |      |    |   |   |   |   |    |    |    |   |   |   |   |   |  |  |  |  |  |  |  |  |  |  |
|  <p><b>BRTSE2148EBODR</b></p> <p><b>Lounge Seat, Two Offset USB Backrests</b><br/>                     COM Yardage: 4<br/>                     Freight Class: 250<br/>                     Product Weight (lbs.): 57<br/>                     Cubic Feet Per Carton: 19.33</p> |  |                    |                         |      |                 |                 |      |                 |      |      |      |      |      |    |   |   |   |   |    |    |    |   |   |   |   |   |  |  |  |  |  |  |  |  |  |  |
|   | <b>BRTSE2148EBODR</b>  | 3125               | 3266                    | 3372 | 3536            | 3767            | 3878 | 4088            | 4422 | 4678 | 4964 | 5553 | 6181 |    |   |   |   |   |    |    |    |   |   |   |   |   |  |  |  |  |  |  |  |  |  |  |
|   | <b>BRTSE2148EBODL</b>  | 3125               | 3266                    | 3372 | 3536            | 3767            | 3878 | 4088            | 4422 | 4678 | 4964 | 5553 | 6181 |    |   |   |   |   |    |    |    |   |   |   |   |   |  |  |  |  |  |  |  |  |  |  |
|   | <table border="1"> <thead> <tr> <th colspan="3">OVERALL DIMENSIONS</th> <th colspan="3">SEAT DIMENSIONS</th> <th colspan="3">BACK DIMENSIONS</th> </tr> <tr> <th>W</th> <th>D</th> <th>H</th> <th>W</th> <th>D</th> <th>H</th> <th>W</th> <th>H</th> </tr> </thead> <tbody> <tr> <td>48</td> <td>24</td> <td>29</td> <td>-</td> <td>-</td> <td>-</td> <td>-</td> <td>-</td> </tr> </tbody> </table> <p><b>RTA 00</b></p> | OVERALL DIMENSIONS |                         |      | SEAT DIMENSIONS |                 |      | BACK DIMENSIONS |      |      | W    | D    | H    | W  | D | H | W | H | 48 | 24 | 29 | - | - | - | - | - |  |  |  |  |  |  |  |  |  |  |
| OVERALL DIMENSIONS  |  |                    | SEAT DIMENSIONS         |      |                 | BACK DIMENSIONS |      |                 |      |      |      |      |      |    |   |   |   |   |    |    |    |   |   |   |   |   |  |  |  |  |  |  |  |  |  |  |
| W   | D  | H                  | W                       | D    | H               | W               | H    |                 |      |      |      |      |      |    |   |   |   |   |    |    |    |   |   |   |   |   |  |  |  |  |  |  |  |  |  |  |
| 48  | 24   | 29                 | -                       | -    | -               | -               | -    |                 |      |      |      |      |      |    |   |   |   |   |    |    |    |   |   |   |   |   |  |  |  |  |  |  |  |  |  |  |
|  <p><b>BRTSE2124EBR</b></p> <p><b>Lounge Seat, 21" USB Backrest</b><br/>                     COM Yardage: 2.25<br/>                     Freight Class: 250<br/>                     Product Weight (lbs.): 46.10<br/>                     Cubic Feet Per Carton: 19.33</p>     |  |                    |                         |      |                 |                 |      |                 |      |      |      |      |      |    |   |   |   |   |    |    |    |   |   |   |   |   |  |  |  |  |  |  |  |  |  |  |
|   | <b>BRTSE2124EBR</b>  | 3125               | 1719                    | 1782 | 1872            | 2002            | 2066 | 2183            | 2370 | 2514 | 2676 | 3008 | 3360 |    |   |   |   |   |    |    |    |   |   |   |   |   |  |  |  |  |  |  |  |  |  |  |
|   | <b>BRTSE2124EBL</b>  | 1638               | 1719                    | 1782 | 1872            | 2002            | 2066 | 2183            | 2370 | 2514 | 2676 | 3008 | 3360 |    |   |   |   |   |    |    |    |   |   |   |   |   |  |  |  |  |  |  |  |  |  |  |
|   | <table border="1"> <thead> <tr> <th colspan="3">OVERALL DIMENSIONS</th> <th colspan="3">SEAT DIMENSIONS</th> <th colspan="3">BACK DIMENSIONS</th> </tr> <tr> <th>W</th> <th>D</th> <th>H</th> <th>W</th> <th>D</th> <th>H</th> <th>W</th> <th>H</th> </tr> </thead> <tbody> <tr> <td>48</td> <td>24</td> <td>29</td> <td>-</td> <td>-</td> <td>-</td> <td>-</td> <td>-</td> </tr> </tbody> </table> <p><b>RTA 00</b></p> | OVERALL DIMENSIONS |                         |      | SEAT DIMENSIONS |                 |      | BACK DIMENSIONS |      |      | W    | D    | H    | W  | D | H | W | H | 48 | 24 | 29 | - | - | - | - | - |  |  |  |  |  |  |  |  |  |  |
| OVERALL DIMENSIONS  |  |                    | SEAT DIMENSIONS         |      |                 | BACK DIMENSIONS |      |                 |      |      |      |      |      |    |   |   |   |   |    |    |    |   |   |   |   |   |  |  |  |  |  |  |  |  |  |  |
| W   | D  | H                  | W                       | D    | H               | W               | H    |                 |      |      |      |      |      |    |   |   |   |   |    |    |    |   |   |   |   |   |  |  |  |  |  |  |  |  |  |  |
| 48  | 24   | 29                 | -                       | -    | -               | -               | -    |                 |      |      |      |      |      |    |   |   |   |   |    |    |    |   |   |   |   |   |  |  |  |  |  |  |  |  |  |  |

| DESCRIPTION | FEATURES | MODEL# | STANDARD TEXTILE GRADES |   |   |   |   |   |   |   |   |    |    |    |
|-------------|----------|--------|-------------------------|---|---|---|---|---|---|---|---|----|----|----|
|             |          |        | 1                       | 2 | 3 | 4 | 5 | 6 | 7 | 8 | 9 | 10 | 11 | 12 |

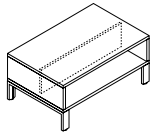


**Low Table - 24"**  
 COM Yardage: N/A  
 Freight Class: 125  
 Product Weight (lbs.): 40.70  
 Cubic Feet Per Carton: 5.67

|                   |     |   |   |   |   |   |   |   |   |   |   |   |   |
|-------------------|-----|---|---|---|---|---|---|---|---|---|---|---|---|
| <b>BRTST2424F</b> | 938 | - | - | - | - | - | - | - | - | - | - | - | - |
|-------------------|-----|---|---|---|---|---|---|---|---|---|---|---|---|

| OVERALL DIMENSIONS |    |    | SEAT DIMENSIONS |   |   | BACK DIMENSIONS |   |
|--------------------|----|----|-----------------|---|---|-----------------|---|
| W                  | D  | H  | W               | D | H | W               | H |
| 24                 | 24 | 17 | -               | - | - | -               | - |

**RTA 00**

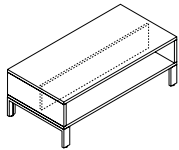


**Low Table - 48"**  
 COM Yardage: N/A  
 Freight Class: 125  
 Product Weight (lbs.): 69  
 Cubic Feet Per Carton: 11.33

|                   |     |   |   |   |   |   |   |   |   |   |   |   |   |
|-------------------|-----|---|---|---|---|---|---|---|---|---|---|---|---|
| <b>BRTST2448F</b> | 938 | - | - | - | - | - | - | - | - | - | - | - | - |
|-------------------|-----|---|---|---|---|---|---|---|---|---|---|---|---|

| OVERALL DIMENSIONS |    |    | SEAT DIMENSIONS |   |   | BACK DIMENSIONS |   |
|--------------------|----|----|-----------------|---|---|-----------------|---|
| W                  | D  | H  | W               | D | H | W               | H |
| 48                 | 24 | 17 | -               | - | - | -               | - |

**RTA 00**

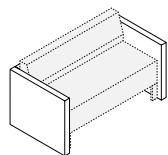


**Low Table - 60"**  
 COM Yardage: N/A  
 Freight Class: 150  
 Product Weight (lbs.): 83.60  
 Cubic Feet Per Carton: 14.17

|                   |     |   |   |   |   |   |   |   |   |   |   |   |   |
|-------------------|-----|---|---|---|---|---|---|---|---|---|---|---|---|
| <b>BRTST2460F</b> | 938 | - | - | - | - | - | - | - | - | - | - | - | - |
|-------------------|-----|---|---|---|---|---|---|---|---|---|---|---|---|

| OVERALL DIMENSIONS |    |    | SEAT DIMENSIONS |   |   | BACK DIMENSIONS |   |
|--------------------|----|----|-----------------|---|---|-----------------|---|
| W                  | D  | H  | W               | D | H | W               | H |
| 60                 | 24 | 17 | -               | - | - | -               | - |

**RTA 00**

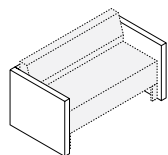


**Seat Partitions - 24"**  
 COM Yardage:  
 Freight Class: 250  
 Product Weight (lbs.): 32  
 Cubic Feet Per Carton: 12.04

|                    |      |   |   |   |   |   |   |   |   |   |   |   |   |
|--------------------|------|---|---|---|---|---|---|---|---|---|---|---|---|
| <b>BRTPP2424L1</b> | 1547 | - | - | - | - | - | - | - | - | - | - | - | - |
|--------------------|------|---|---|---|---|---|---|---|---|---|---|---|---|

| OVERALL DIMENSIONS |      |    | SEAT DIMENSIONS |   |   | BACK DIMENSIONS |   |
|--------------------|------|----|-----------------|---|---|-----------------|---|
| W                  | D    | H  | W               | D | H | W               | H |
| 29                 | 28.7 | 25 | -               | - | - | -               | - |

**RTA 00**



**Seat Partitions - 48"**  
 COM Yardage:  
 Freight Class: 300  
 Product Weight (lbs.): 41  
 Cubic Feet Per Carton: 22.01

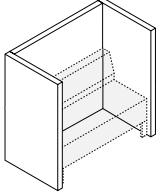
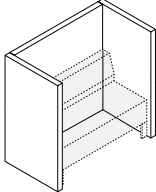
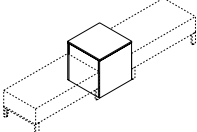
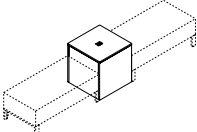
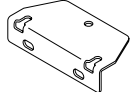
|                    |      |   |   |   |   |   |   |   |   |   |   |   |   |
|--------------------|------|---|---|---|---|---|---|---|---|---|---|---|---|
| <b>BRTPP2448L1</b> | 2068 | - | - | - | - | - | - | - | - | - | - | - | - |
|--------------------|------|---|---|---|---|---|---|---|---|---|---|---|---|

| OVERALL DIMENSIONS |      |    | SEAT DIMENSIONS |   |   | BACK DIMENSIONS |   |
|--------------------|------|----|-----------------|---|---|-----------------|---|
| W                  | D    | H  | W               | D | H | W               | H |
| 53                 | 28.7 | 25 | -               | - | - | -               | - |

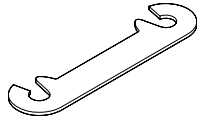
**RTA 00**

# LOUNGE

# BRIDGES II COLLABORATIVE SEATING B

| DESCRIPTION   | FEATURES   | MODEL#             | STANDARD TEXTILE GRADES   |          |          |                        |          |          |                        |          |   |    |    |    |  |  |
|---|--|--------------------|---------------------------|----------|----------|------------------------|----------|----------|------------------------|----------|---|----|----|----|--|--|
|   |  |                    | 1                         | 2        | 3        | 4                      | 5        | 6        | 7                      | 8        | 9 | 10 | 11 | 12 |  |  |
|  <p><b>Seat Privacy Partitions - 24"</b><br/>COM Yardage:<br/>Freight Class: 300<br/>Product Weight (lbs.): 32<br/>Cubic Feet Per Carton: 24.08</p>                | Fully 3 - Part Kit<br><br>Seating not included.<br>Panel textiles only.        | <b>BRTPP2424L2</b> | 2342                      | -        | -        | -                      | -        | -        | -                      | -        | - | -  | -  | -  |  |  |
|   |  |                    | <b>OVERALL DIMENSIONS</b> |          |          | <b>SEAT DIMENSIONS</b> |          |          | <b>BACK DIMENSIONS</b> |          |   |    |    |    |  |  |
|   |  |                    | <b>W</b>                  | <b>D</b> | <b>H</b> | <b>W</b>               | <b>D</b> | <b>H</b> | <b>W</b>               | <b>H</b> |   |    |    |    |  |  |
|   |  |                    | 29                        | 28.7     | 50       | -                      | -        | -        | -                      | -        |   |    |    |    |  |  |
|   |  |                    | <b>RTA 00</b>             |          |          |                        |          |          |                        |          |   |    |    |    |  |  |
|  <p><b>Seat Privacy Partitions - 48"</b><br/>COM Yardage:<br/>Freight Class: 400<br/>Product Weight (lbs.): 41<br/>Cubic Feet Per Carton: 44.01</p>                | Fully 3 - Part Kit<br>Seating not included.                                    | <b>BRTPP2448L2</b> | 2996                      | -        | -        | -                      | -        | -        | -                      | -        | - | -  | -  | -  |  |  |
|   |  |                    | <b>OVERALL DIMENSIONS</b> |          |          | <b>SEAT DIMENSIONS</b> |          |          | <b>BACK DIMENSIONS</b> |          |   |    |    |    |  |  |
|   |  |                    | <b>W</b>                  | <b>D</b> | <b>H</b> | <b>W</b>               | <b>D</b> | <b>H</b> | <b>W</b>               | <b>H</b> |   |    |    |    |  |  |
|   |  |                    | 53                        | 28.7     | 50       | -                      | -        | -        | -                      | -        |   |    |    |    |  |  |
|   |  |                    | <b>RTA 00</b>             |          |          |                        |          |          |                        |          |   |    |    |    |  |  |
|  <p><b>Square Table Block - No Power</b><br/>COM Yardage: N/A<br/>Freight Class: 250<br/>Product Weight (lbs.): 32<br/>Cubic Feet Per Carton: 12.04</p>           | Freestanding Table.<br>Seating not included.<br>Includes 2 brackets and screws | <b>BRTS2424B</b>   | 660                       | -        | -        | -                      | -        | -        | -                      | -        | - | -  | -  | -  |  |  |
|   |  |                    | <b>OVERALL DIMENSIONS</b> |          |          | <b>SEAT DIMENSIONS</b> |          |          | <b>BACK DIMENSIONS</b> |          |   |    |    |    |  |  |
|   |  |                    | <b>W</b>                  | <b>D</b> | <b>H</b> | <b>W</b>               | <b>D</b> | <b>H</b> | <b>W</b>               | <b>H</b> |   |    |    |    |  |  |
|   |  |                    | 24                        | 24       | 25       | -                      | -        | -        | -                      | -        |   |    |    |    |  |  |
|   |  |                    | <b>RTA 00</b>             |          |          |                        |          |          |                        |          |   |    |    |    |  |  |
|  <p><b>Square Table Block w/ Center Power</b><br/>COM Yardage: N/A<br/>Freight Class: 125<br/>Product Weight (lbs.): 59.30<br/>Cubic Feet Per Carton: 8.33</p>   | Freestanding Table.<br>Seating not included.<br>Includes 2 brackets and screws | <b>BRTS2424BP</b>  | 660                       | -        | -        | -                      | -        | -        | -                      | -        | - | -  | -  | -  |  |  |
|   |  |                    | <b>OVERALL DIMENSIONS</b> |          |          | <b>SEAT DIMENSIONS</b> |          |          | <b>BACK DIMENSIONS</b> |          |   |    |    |    |  |  |
|   |  |                    | <b>W</b>                  | <b>D</b> | <b>H</b> | <b>W</b>               | <b>D</b> | <b>H</b> | <b>W</b>               | <b>H</b> |   |    |    |    |  |  |
|   |  |                    | 24                        | 24       | 25       | -                      | -        | -        | -                      | -        |   |    |    |    |  |  |
|   |  |                    | <b>RTA 00</b>             |          |          |                        |          |          |                        |          |   |    |    |    |  |  |
|  <p><b>Square Table Block Ganging Bracket Kit</b><br/>COM Yardage: N/A<br/>Freight Class: 70<br/>Product Weight (lbs.): 0.05<br/>Cubic Feet Per Carton: 0.01</p> | Includes 2 brackets and screws.<br>Black Only.                                 | <b>BRTSTBG</b>     | 51                        | -        | -        | -                      | -        | -        | -                      | -        | - | -  | -  | -  |  |  |
|   |  |                    | <b>OVERALL DIMENSIONS</b> |          |          | <b>SEAT DIMENSIONS</b> |          |          | <b>BACK DIMENSIONS</b> |          |   |    |    |    |  |  |
|   |  |                    | <b>W</b>                  | <b>D</b> | <b>H</b> | <b>W</b>               | <b>D</b> | <b>H</b> | <b>W</b>               | <b>H</b> |   |    |    |    |  |  |
|   |  |                    | 5                         | 2.4      | 1.1      | -                      | -        | -        | -                      | -        |   |    |    |    |  |  |
|   |  |                    | <b>RTA 00</b>             |          |          |                        |          |          |                        |          |   |    |    |    |  |  |

DESCRIPTION FEATURES MODEL# STANDARD TEXTILE GRADES

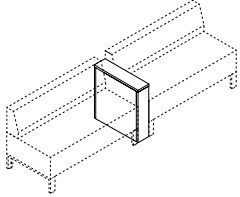


**Ganging Bracket Kit**  
 COM Yardage: N/A  
 Freight Class: 70  
 Product Weight (lbs.): 0.03  
 Cubic Feet Per Carton: 0.01

|                | 1  | 2 | 3 | 4 | 5 | 6 | 7 | 8 | 9 | 10 | 11 | 12 |
|----------------|----|---|---|---|---|---|---|---|---|----|----|----|
| <b>BRTSTSB</b> | 23 | - | - | - | - | - | - | - | - | -  | -  | -  |

| OVERALL DIMENSIONS |     |     | SEAT DIMENSIONS |   |   | BACK DIMENSIONS |   |
|--------------------|-----|-----|-----------------|---|---|-----------------|---|
| W                  | D   | H   | W               | D | H | W               | H |
| 6                  | 1.3 | 0.1 | -               | - | - | -               | - |

RTA 00



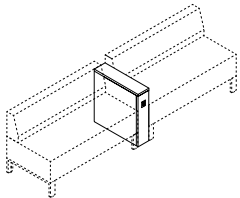
**Inline 6" Table Block**  
 COM Yardage: N/A  
 Freight Class: 92.50  
 Product Weight (lbs.): 21  
 Cubic Feet Per Carton: 2.08

Must use with seating.  
 Seating not included.  
 Includes 2 brackets and screws

|                  | 1   | 2 | 3 | 4 | 5 | 6 | 7 | 8 | 9 | 10 | 11 | 12 |
|------------------|-----|---|---|---|---|---|---|---|---|----|----|----|
| <b>BRTS2406B</b> | 566 | - | - | - | - | - | - | - | - | -  | -  | -  |

| OVERALL DIMENSIONS |    |    | SEAT DIMENSIONS |   |   | BACK DIMENSIONS |   |
|--------------------|----|----|-----------------|---|---|-----------------|---|
| W                  | D  | H  | W               | D | H | W               | H |
| 6                  | 24 | 25 | -               | - | - | -               | - |

RTA 00



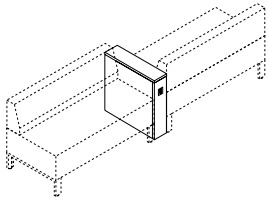
**Inline 6" Table Block w/ Front Power**  
 COM Yardage: N/A  
 Freight Class: 92.50  
 Product Weight (lbs.): 23.30  
 Cubic Feet Per Carton: 2.08

Must use with seating.  
 Seating not included.  
 Includes 2 brackets and screws

|                   | 1    | 2 | 3 | 4 | 5 | 6 | 7 | 8 | 9 | 10 | 11 | 12 |
|-------------------|------|---|---|---|---|---|---|---|---|----|----|----|
| <b>BRTS2406BP</b> | 1219 | - | - | - | - | - | - | - | - | -  | -  | -  |

| OVERALL DIMENSIONS |    |    | SEAT DIMENSIONS |   |   | BACK DIMENSIONS |   |
|--------------------|----|----|-----------------|---|---|-----------------|---|
| W                  | D  | H  | W               | D | H | W               | H |
| 6                  | 24 | 25 | -               | - | - | -               | - |

RTA 00



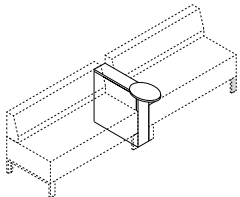
**Inline 6" Table Block w/ Front & Rear Power**  
 COM Yardage: N/A  
 Freight Class: 92.50  
 Product Weight (lbs.): 24.30  
 Cubic Feet Per Carton: 2.08

Must use with seating.  
 Seating not included.  
 Includes 2 brackets and screws

|                    | 1    | 2 | 3 | 4 | 5 | 6 | 7 | 8 | 9 | 10 | 11 | 12 |
|--------------------|------|---|---|---|---|---|---|---|---|----|----|----|
| <b>BRTS2406B2P</b> | 1873 | - | - | - | - | - | - | - | - | -  | -  | -  |

| OVERALL DIMENSIONS |    |    | SEAT DIMENSIONS |   |   | BACK DIMENSIONS |   |
|--------------------|----|----|-----------------|---|---|-----------------|---|
| W                  | D  | H  | W               | D | H | W               | H |
| 6                  | 24 | 25 | -               | - | - | -               | - |

RTA 00



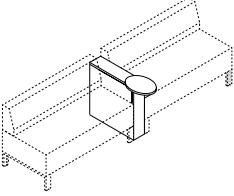
**Inline 6" Table Block w/ Tablet Arm**  
 COM Yardage: N/A  
 Freight Class: 85  
 Product Weight (lbs.): 25.60  
 Cubic Feet Per Carton: 2.08

Must use with seating.  
 Seating not included.  
 Includes 2 brackets and screws

|                   | 1    | 2 | 3 | 4 | 5 | 6 | 7 | 8 | 9 | 10 | 11 | 12 |
|-------------------|------|---|---|---|---|---|---|---|---|----|----|----|
| <b>BRTS2406BT</b> | 1080 | - | - | - | - | - | - | - | - | -  | -  | -  |

| OVERALL DIMENSIONS |    |    | SEAT DIMENSIONS |   |   | BACK DIMENSIONS |   |
|--------------------|----|----|-----------------|---|---|-----------------|---|
| W                  | D  | H  | W               | D | H | W               | H |
| 6                  | 24 | 25 | -               | - | - | -               | - |

RTA 00

| DESCRIPTION  | FEATURES   | MODEL#   | STANDARD TEXTILE GRADES |   |                    |                 |   |                 |   |   |                 |    |    |    |   |   |   |   |   |   |   |    |    |   |   |   |   |   |                      |
|--|--|--|-------------------------|---|--------------------|-----------------|---|-----------------|---|---|-----------------|----|----|----|---|---|---|---|---|---|---|----|----|---|---|---|---|---|----------------------|
|  |  |  | 1                       | 2 | 3                  | 4               | 5 | 6               | 7 | 8 | 9               | 10 | 11 | 12 |   |   |   |   |   |   |   |    |    |   |   |   |   |   |                      |
|  <p><b>Inline 6" Table Block w/ Front Power &amp; Tablet Arm</b><br/>                     COM Yardage: N/A<br/>                     Freight Class: 92.50<br/>                     Product Weight (lbs.): 24.30<br/>                     Cubic Feet Per Carton: 2.08</p> | <p>Must use with seating.<br/>                     Seating not included.<br/>                     Includes 2 brackets and screws</p> | <b>BRTS2406BPT</b>   | 1733                    | - | -                  | -               | - | -               | - | - | -               | -  | -  | -  |   |   |   |   |   |   |   |    |    |   |   |   |   |   |                      |
|  |  | <table border="1"> <thead> <tr> <th colspan="3">OVERALL DIMENSIONS</th> <th colspan="3">SEAT DIMENSIONS</th> <th colspan="2">BACK DIMENSIONS</th> </tr> <tr> <th>W</th> <th>D</th> <th>H</th> <th>W</th> <th>D</th> <th>H</th> <th>W</th> <th>H</th> </tr> </thead> <tbody> <tr> <td>6</td> <td>24</td> <td>25</td> <td>-</td> <td>-</td> <td>-</td> <td>-</td> <td>-</td> </tr> </tbody> </table> |                         |   | OVERALL DIMENSIONS |                 |   | SEAT DIMENSIONS |   |   | BACK DIMENSIONS |    | W  | D  | H | W | D | H | W | H | 6 | 24 | 25 | - | - | - | - | - | <p><b>RTA 00</b></p> |
| OVERALL DIMENSIONS   |  |  | SEAT DIMENSIONS         |   |                    | BACK DIMENSIONS |   |                 |   |   |                 |    |    |    |   |   |   |   |   |   |   |    |    |   |   |   |   |   |                      |
| W  | D  | H  | W                       | D | H                  | W               | H |                 |   |   |                 |    |    |    |   |   |   |   |   |   |   |    |    |   |   |   |   |   |                      |
| 6  | 24   | 25   | -                       | - | -                  | -               | - |                 |   |   |                 |    |    |    |   |   |   |   |   |   |   |    |    |   |   |   |   |   |                      |

CALIDON



GC36305  
Wood Lounge Single Seat, Open Arms



GC36301  
Wood Guest Single Seat, Open Arms



GC36308  
Wood Lounge Single Seat, Closed Arms



For Calidon tables, see page 278

EXAMPLE CALIDON ORDER CODE:

|                   |                  |              |                   |
|-------------------|------------------|--------------|-------------------|
| GC36308           | PU75             | AAM          | NBS               |
| Model #           | Textile          | Frame Finish | Sealed Back Seams |
| NSS               | NB               | NM           | SRT               |
| Sealed Seat Seams | Moisture Barrier | Glides       | Power             |

STANDARD FEATURES

- Calidon series consists of wood frame guest, lounge, bariatric and bench seating in addition to fully upholstered lounge seating. Freestanding and tandem/bridge tables also available to complement the line.
- Calidon is designed for the rigors of high use environments. Lounge units include metal frame supports.
- The seating in this series is available to specify with two textiles, one for the seat cushion and one for the back and arms (see model image).
- For pricing, start with the base price and add both back/arms graded textile upcharge and the seat graded textile upcharge.
- Frame design features a wall saver leg to prevent back contact and damage to walls.
- All guest and lounge chairs feature a clean out between seat and back, replaceable seat cushions and tall legs for ease of cleaning.
- For added comfort, seats are standard with high density Ultracell foam.
- Active weight capacity up to 400 lbs/seat for standard seating; up to 600 lbs for bariatric seating .
- For healthcare textiles, visit the website at globalfurnituregroup.com.
- Textiles with a minimum of 100,000 double rubs must be specified to meet Global's 24/7 warranty coverage.
- Can be upholstered in standard Global textiles if Healthcare 24/7 warranty compliance is not required.
- For alternate textile applications, contact Global specials. The Blended Textile matrix does not apply to this series.
- Tandem table models connect to guest seating only. See Calidon tables.
- No seating or bench models gang together.
- Shipped fully assembled.

OPTIONAL FEATURES

- All guest and lounge models can be specified with or without armcaps. Urethane armcaps are available on Wood arm guest and lounge chairs. Solid surface armcaps are available on all chair models. Armcaps are field replaceable, securely fastened with metal-to-metal connectors. Armcaps cannot be retrofitted in the field on units with no existing armcaps.
- Fully upholstered lounge chairs can be specified with a tamperproof Black power/USB unit, which includes one AC outlet, two 10 watt USB ports, and a 10 ft long power cord. Power is factory installed and must be specified at time of order. Add **\$251** each. Power locations vary by model. See power location diagram.
- For moisture barrier on seat, specify **(MB)**. Upcharges vary, see model.
- To add sealed seams, specify **(SBS)** for seat back and arms and/or **(SSS)** for seat. Upcharges vary, see model.
- A tamperproof power unit is available to specify in various locations on closed arm lounge models only. See diagrams.

SUGGESTED APPLICATIONS

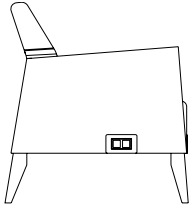
- Guest seating
- Lobby/Lounge
- Treatment/Exam rooms

Please add option codes in the following order:

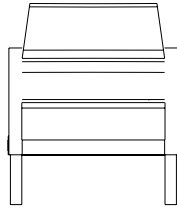
- **Model number**  
See models.  
For Calidon tables, refer to calidon tables 278
- **Back/Arm Textile**  
Specify textile code. See model grade upcharges.
- **Seat Textile**  
Specify textile code. See model grade upcharges.
- **Armcap option**  
**(FNA)** No armcaps  
**(FAC)** With armcaps. Upcharges vary, see model.
- **Frame finish**  
**(AAM)** Absolute  
**(ACM)** Cherry  
**(EOM)** English Oak  
**(ECM)** Espresso Cafe  
**(TFM)** Fruitwood  
**(HGM)** Grey  
**(AHM)** Honey  
**(JOM)** Jet Onyx  
**(TMM)** Mahogany  
**(AVM)** Maple  
**(MWM)** Medium Walnut  
**(ASM)** Night  
**(NBM)** Noce Biondo  
**(NGM)** Noce Grigio  
**(NEM)** Noce Leggero  
**(NMM)** Noce Medio  
**(SBM)** Sandy Beach  
**(SKM)** Shaker Cherry  
**(TWM)** Walnut  
**(WTM)** WC Cream  
**(WHM)** White  
**(WCM)** Winter Cherry
- **Armcap finish**  
**(SSU)** Urethane (for wood arm models of guest and lounge seating with FAC specified).  
Urethane finishes (upcharges vary, see model):  
**(BLK)** Black  
**(J52)** Mocha  
**(KAL)** Kalua  
**(SHW)** Shadow  
**(LAB)** Latte  
**(TOA)** Toast  
**(CO)** Solid Surface (for all wood and fully upholstered arm models with FAC specified). Solid Surface Finishes:  
Grade 1: (Upcharges vary, see model)  
**(SWH)** Designer White  
Grade 2: (Upcharges vary, see model)  
**(SBT)** Beige Tempest  
**(SBX)** Black Onyx Mirage  
**(SMG)** Milk Glass Spectra  
**(SFW)** Frosty White Mirage  
**(SHS)** Hot Stone  
**(SNM)** Northern Melange
- **Sealed Back Seams** (Contact Customer Care for approved textiles.)  
**(NBS)** No sealed back seams  
**(SBS)** Sealed back seams. Upcharges vary, see model.
- **Sealed Seat Seams** (Contact Customer Care for approved textiles.)  
**(NSS)** No sealed seat seams  
**(SSS)** Sealed seat seams. Upcharges vary, see model.
- **Glides**  
**(NM)** Non-marking  
**(NS)** Non-slip  
Guest single seat, bariatric and lounge chairs, add \$31.  
Guest two seater, Add \$47.  
Guest three seater, add \$60.
- **Moisture Barrier** (seat only) (Not available with Sealed Seams)  
**(NB)** No moisture barrier  
**(MB)** Moisture barrier. Upcharges vary, see model.
- **Power/USB unit position** (lounge models only). Add **\$251**.  
**(NPM)** No power  
**(TPM)** Tamperproof power unit  
**(J)** Black  
**(SRT)** Side right  
**(SLT)** Side left  
**(FLT)** Front left (three seater only)  
**(FRT)** Front right (three seater only)  
**(CRF)** Center front (two seater only)  
**(SLR)** Side left and right. Add **\$498**.  
**(FLR)** Front left and right. Add **\$498**.

# LOUNGE

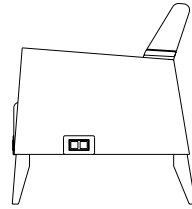
## POWER LOCATION DIAGRAM



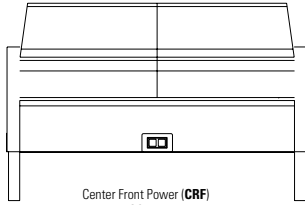
Right Side Power (SRT)  
Models GC36308, GC36309 and GC36310



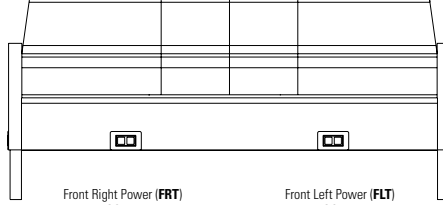
Front Power Not Available  
Model GC36308



Left Side Power (SLT)  
Models GC36308, GC36309 and GC36310






Center Front Power (CRF)  
Model GC36309 only



Front Right Power (FRT)  
Model GC36310 only

Front Left Power (FLT)  
Model GC36310 only

| DESCRIPTION   | MODEL#/ FEATURES            | STANDARD TEXTILE GRADES |        |        |        |        |        |        |        |         |         |         |         |
|---|-----------------------------|-------------------------|--------|--------|--------|--------|--------|--------|--------|---------|---------|---------|---------|
|   |                             | 1/COM                   | 2      | 3      | 4      | 5      | 6      | 7      | 8      | 9       | 10      | 11      | 12      |
|  <p><b>Wood Guest Single Seat</b><br/>COM Yardage: Back: 0.9; Seat: 1<br/>Freight Class: 250<br/>Product Weight (lbs.): 38<br/>Cubic Feet Per Carton: 16.5</p>                       | <b>GC36301</b>              | Base Price:             | \$1261 |        |        |        |        |        |        |         |         |         |         |
|   | Back upcharge:              | +0                      | +\$31  | +\$55  | +\$90  | +\$140 | +\$161 | +\$203 | +\$271 | +\$321  | +\$376  | +\$491  | +\$611  |
|   | Seat upcharge:              | +0                      | +\$34  | +\$61  | +\$100 | +\$155 | +\$178 | +\$225 | +\$300 | +\$356  | +\$417  | +\$545  | +\$679  |
|   | Active weight 400 lbs.      |                         |        |        |        |        |        |        |        |         |         |         |         |
|   |                             |                         |        |        |        |        |        |        |        |         |         |         |         |
|  <p><b>Wood Guest Two Seater, Full Center Arm</b><br/>COM Yardage: Back: 1.8; Seat: 2<br/>Freight Class: 250<br/>Product Weight (lbs.): 68<br/>Cubic Feet Per Carton: 31.75</p>    | <b>GC36302</b>              | Base Price:             | \$2333 |        |        |        |        |        |        |         |         |         |         |
|   | Back upcharge:              | +0                      | +\$62  | +\$109 | +\$180 | +\$278 | +\$320 | +\$406 | +\$541 | +\$641  | +\$751  | +\$981  | +\$1222 |
|   | Seat upcharge:              | +0                      | +\$68  | +\$121 | +\$199 | +\$309 | +\$355 | +\$450 | +\$600 | +\$712  | +\$834  | +\$1089 | +\$1357 |
|   | Active weight 400 lbs./seat |                         |        |        |        |        |        |        |        |         |         |         |         |
|   |                             |                         |        |        |        |        |        |        |        |         |         |         |         |
|  <p><b>Wood Guest Three Seater, Full Center Arms</b><br/>COM Yardage: Back: 2.7; Seat: 3<br/>Freight Class: 250<br/>Product Weight (lbs.): 101<br/>Cubic Feet Per Carton: 47.5</p> | <b>GC36303</b>              | Base Price:             | \$3435 |        |        |        |        |        |        |         |         |         |         |
|   | Back upcharge:              | +0                      | +\$92  | +\$163 | +\$268 | +\$417 | +\$479 | +\$608 | +\$810 | +\$961  | +\$1126 | +\$1471 | +\$1833 |
|   | Seat upcharge:              | +0                      | +\$102 | +\$181 | +\$298 | +\$463 | +\$532 | +\$675 | +\$899 | +\$1067 | +\$1251 | +\$1634 | +\$2036 |
|   | Active weight 400 lbs./seat |                         |        |        |        |        |        |        |        |         |         |         |         |
|   |                             |                         |        |        |        |        |        |        |        |         |         |         |         |

DESCRIPTION MODEL#/ FEATURES STANDARD TEXTILE GRADES



**Wood Guest Bariatric Chair,**  
COM Yardage: Back: 1.25; Seat: 1.25  
Freight Class: 250  
Product Weight (lbs.): 55  
Cubic Feet Per Carton: 22.25

**GC36304** Base Price:  
Back upcharge:  
Seat upcharge:  
Active weight 600 lbs.  
Add \$235 for Urethane armcaps  
Add \$412 for (CO) Grade 1 armcaps  
Add \$437 for (CO) Grade 2 armcaps  
Add \$198 for (MB)  
Add \$29 for (SSS), \$47 for (SBS)

| 1/COM              | 2            | 3            | 4               | 5             | 6             | 7               | 8             | 9             | 10            | 11            | 12            |
|--------------------|--------------|--------------|-----------------|---------------|---------------|-----------------|---------------|---------------|---------------|---------------|---------------|
| \$1928             |              |              |                 |               |               |                 |               |               |               |               |               |
| <b>+0</b>          | <b>+\$43</b> | <b>+\$76</b> | <b>+\$125</b>   | <b>+\$194</b> | <b>+\$222</b> | <b>+\$282</b>   | <b>+\$375</b> | <b>+\$446</b> | <b>+\$522</b> | <b>+\$681</b> | <b>+\$849</b> |
| <b>+0</b>          | <b>+\$43</b> | <b>+\$76</b> | <b>+\$125</b>   | <b>+\$194</b> | <b>+\$222</b> | <b>+\$282</b>   | <b>+\$375</b> | <b>+\$446</b> | <b>+\$522</b> | <b>+\$681</b> | <b>+\$849</b> |
| OVERALL DIMENSIONS |              |              | SEAT DIMENSIONS |               |               | BACK DIMENSIONS |               |               |               |               |               |
| W                  | D            | H            | W               | D             | H             | W               | H             |               |               |               |               |
| 32.75              | 26.5         | 34.5         | 31              | 18            | 18            | 30.5            | 16.5          |               |               |               |               |



**Wood Lounge Single Seat**  
COM Yardage: Back: 1.25; Seat: 1.25  
Freight Class: 250  
Product Weight (lbs.): 49  
Cubic Feet Per Carton: 18.25

**GC36305** Base Price:  
Back upcharge:  
Seat upcharge:  
Active weight 400 lbs.  
Add \$177 for Urethane armcaps  
Add \$432 for (CO) Grade 1 armcaps  
Add \$457 for (CO) Grade 2 armcap  
Add \$133 for (MB)  
Add \$35 for (SSS), \$48 for (SBS)

| 1/COM              | 2            | 3            | 4               | 5             | 6             | 7               | 8             | 9             | 10            | 11            | 12            |
|--------------------|--------------|--------------|-----------------|---------------|---------------|-----------------|---------------|---------------|---------------|---------------|---------------|
| \$1762             |              |              |                 |               |               |                 |               |               |               |               |               |
| <b>+0</b>          | <b>+\$43</b> | <b>+\$76</b> | <b>+\$125</b>   | <b>+\$194</b> | <b>+\$222</b> | <b>+\$282</b>   | <b>+\$375</b> | <b>+\$446</b> | <b>+\$522</b> | <b>+\$681</b> | <b>+\$849</b> |
| <b>+0</b>          | <b>+\$43</b> | <b>+\$76</b> | <b>+\$125</b>   | <b>+\$194</b> | <b>+\$222</b> | <b>+\$282</b>   | <b>+\$375</b> | <b>+\$446</b> | <b>+\$522</b> | <b>+\$681</b> | <b>+\$849</b> |
| OVERALL DIMENSIONS |              |              | SEAT DIMENSIONS |               |               | BACK DIMENSIONS |               |               |               |               |               |
| W                  | D            | H            | W               | D             | H             | W               | H             |               |               |               |               |
| 25.75              | 29.5         | 32.5         | 24              | 21            | 16            | 23.5            | 16.5          |               |               |               |               |



**Wood Lounge Two Seater**  
COM Yardage: Back: 1.75; Seat: 2.25  
Freight Class: 250  
Product Weight (lbs.): 77  
Cubic Feet Per Carton: 32.75

**GC36306** Base Price:  
Back upcharge:  
Seat upcharge:  
Active weight 400 lbs./seat  
Add \$177 for Urethane armcaps  
Add \$432 for (CO) Grade 1 armcaps  
Add \$457 for (CO) Grade 2 armcaps  
Add \$264 for (MB)  
Add \$51 for (SSS), \$67 for (SBS)

| 1/COM              | 2            | 3             | 4               | 5             | 6             | 7               | 8             | 9             | 10            | 11             | 12             |
|--------------------|--------------|---------------|-----------------|---------------|---------------|-----------------|---------------|---------------|---------------|----------------|----------------|
| \$2478             |              |               |                 |               |               |                 |               |               |               |                |                |
| <b>+0</b>          | <b>+\$60</b> | <b>+\$106</b> | <b>+\$175</b>   | <b>+\$271</b> | <b>+\$311</b> | <b>+\$394</b>   | <b>+\$525</b> | <b>+\$623</b> | <b>+\$731</b> | <b>+\$953</b>  | <b>+\$1188</b> |
| <b>+0</b>          | <b>+\$76</b> | <b>+\$137</b> | <b>+\$224</b>   | <b>+\$348</b> | <b>+\$399</b> | <b>+\$507</b>   | <b>+\$675</b> | <b>+\$801</b> | <b>+\$938</b> | <b>+\$1225</b> | <b>+\$1527</b> |
| OVERALL DIMENSIONS |              |               | SEAT DIMENSIONS |               |               | BACK DIMENSIONS |               |               |               |                |                |
| W                  | D            | H             | W               | D             | H             | W               | H             |               |               |                |                |
| 47.5               | 29.5         | 32.5          | 45              | 21            | 16            | 44.5            | 16.5          |               |               |                |                |



**Wood Lounge Three Seater,**  
COM Yardage: Back: 2.5; Seat: 2.75  
Freight Class: 250  
Product Weight (lbs.): 109  
Cubic Feet Per Carton: 50.75

**GC36307** Base Price:  
Back upcharge:  
Seat upcharge:  
Active weight 400 lbs./seat  
Add \$177 for Urethane armcaps  
Add \$432 for (CO) Grade 1 armcaps  
Add \$457 for (CO) Grade 2 armcaps  
Add \$394 for (MB)  
Add \$67 for (SSS), \$85 for (SBS)






| 1/COM              | 2            | 3             | 4               | 5             | 6             | 7               | 8             | 9             | 10             | 11             | 12             |
|--------------------|--------------|---------------|-----------------|---------------|---------------|-----------------|---------------|---------------|----------------|----------------|----------------|
| \$3098             |              |               |                 |               |               |                 |               |               |                |                |                |
| <b>+0</b>          | <b>+\$85</b> | <b>+\$151</b> | <b>+\$248</b>   | <b>+\$386</b> | <b>+\$444</b> | <b>+\$563</b>   | <b>+\$750</b> | <b>+\$890</b> | <b>+\$1043</b> | <b>+\$1361</b> | <b>+\$1697</b> |
| <b>+0</b>          | <b>+\$93</b> | <b>+\$166</b> | <b>+\$274</b>   | <b>+\$425</b> | <b>+\$488</b> | <b>+\$619</b>   | <b>+\$824</b> | <b>+\$978</b> | <b>+\$1147</b> | <b>+\$1498</b> | <b>+\$1867</b> |
| OVERALL DIMENSIONS |              |               | SEAT DIMENSIONS |               |               | BACK DIMENSIONS |               |               |                |                |                |
| W                  | D            | H             | W               | D             | H             | W               | H             |               |                |                |                |
| 70.5               | 29.5         | 32.5          | 68              | 21            | 16            | 67.5            | 16.5          |               |                |                |                |



**Fully Upholstered Wood Lounge Single Seat**  
COM Yardage: Back/Arm: 2.75; Seat: 1.25  
Freight Class: 250  
Product Weight (lbs.): 58  
Cubic Feet Per Carton: 18.75

**GC36308** Base Price:  
Back/Arm upcharge:  
Seat upcharge:  
Active weight 400 lbs.  
Add \$426 for (CO) Grade 1 armcaps  
Add \$455 for (CO) Grade 2 armcaps  
Add \$133 for (MB)  
Add \$38 for (SSS), \$151 for (SBS)  
Power/USB unit available.

| 1/COM              | 2            | 3             | 4               | 5             | 6             | 7               | 8             | 9             | 10             | 11             | 12             |
|--------------------|--------------|---------------|-----------------|---------------|---------------|-----------------|---------------|---------------|----------------|----------------|----------------|
| \$1998             |              |               |                 |               |               |                 |               |               |                |                |                |
| <b>+0</b>          | <b>+\$93</b> | <b>+\$166</b> | <b>+\$274</b>   | <b>+\$425</b> | <b>+\$488</b> | <b>+\$619</b>   | <b>+\$824</b> | <b>+\$978</b> | <b>+\$1147</b> | <b>+\$1498</b> | <b>+\$1867</b> |
| <b>+0</b>          | <b>+\$43</b> | <b>+\$76</b>  | <b>+\$125</b>   | <b>+\$194</b> | <b>+\$222</b> | <b>+\$282</b>   | <b>+\$375</b> | <b>+\$446</b> | <b>+\$522</b>  | <b>+\$681</b>  | <b>+\$849</b>  |
| OVERALL DIMENSIONS |              |               | SEAT DIMENSIONS |               |               | BACK DIMENSIONS |               |               |                |                |                |
| W                  | D            | H             | W               | D             | H             | W               | H             |               |                |                |                |
| 27.5               | 29.5         | 33.5          | 24              | 21            | 16            | 23.5            | 17.5          |               |                |                |                |

| DESCRIPTION  | MODEL#/ FEATURES  | STANDARD TEXTILE GRADES   |        |        |                        |        |        |                        |         |         |         |         |         |
|--|---|---------------------------|--------|--------|------------------------|--------|--------|------------------------|---------|---------|---------|---------|---------|
|  <p><b>Fully Upholstered Wood Lounge Two Seater</b><br/>COM Yardage: Back/Arm: 3.5; Seat: 2.25<br/>Freight Class: 250<br/>Product Weight (lbs.): 89<br/>Cubic Feet Per Carton: 33.75</p>  | <p><b>GC36309</b> Base Price: \$2685<br/>Back/Arm upcharge:<br/>Seat upcharge:<br/>Active weight 400 lbs./seat</p>  | 1/COM                     | 2      | 3      | 4                      | 5      | 6      | 7                      | 8       | 9       | 10      | 11      | 12      |
|  |   | +0                        | +\$119 | +\$211 | +\$348                 | +\$540 | +\$621 | +\$788                 | +\$1049 | +\$1245 | +\$1460 | +\$1906 | +\$2375 |
|  |   | +0                        | +\$76  | +\$137 | +\$224                 | +\$348 | +\$399 | +\$507                 | +\$675  | +\$801  | +\$938  | +\$1225 | +\$1527 |
|  |   | <b>OVERALL DIMENSIONS</b> |        |        | <b>SEAT DIMENSIONS</b> |        |        | <b>BACK DIMENSIONS</b> |         |         |         |         |         |
|  |   | W                         | D      | H      | W                      | D      | H      | W                      | H       |         |         |         |         |
|  |   | 49.5                      | 29.5   | 33.5   | 44.5                   | 18     | 16     | 45.5                   | 17.5    |         |         |         |         |
|  | <p>Add \$426 for (CO) Grade 1 armcaps<br/>Add \$455 for (CO) Grade 2 armcaps<br/>Add \$264 for (MB)<br/>Add \$55 for (SSS), \$169 for (SBS)<br/>Power/USB unit available.</p> |                           |        |        |                        |        |        |                        |         |         |         |         |         |
|  <p><b>Fully Upholstered Wood Lounge Three Seater</b><br/>COM Yardage: Back/Arm: 4.25; Seat: 2.75<br/>Freight Class: 250<br/>Product Weight (lbs.): 123<br/>Cubic Feet Per Carton: 52</p> | <p><b>GC36310</b> Base Price: \$3372<br/>Back/Arm upcharge:<br/>Seat upcharge:<br/>Active weight 400 lbs./seat</p>  | 1/COM                     | 2      | 3      | 4                      | 5      | 6      | 7                      | 8       | 9       | 10      | 11      | 12      |
|  |   | +0                        | +\$144 | +\$257 | +\$422                 | +\$656 | +\$754 | +\$956                 | +\$1274 | +\$1512 | +\$1772 | +\$2314 | +\$2884 |
|  |   | +0                        | +\$93  | +\$166 | +\$274                 | +\$425 | +\$488 | +\$619                 | +\$824  | +\$978  | +\$1147 | +\$1498 | +\$1867 |
|  |   | <b>OVERALL DIMENSIONS</b> |        |        | <b>SEAT DIMENSIONS</b> |        |        | <b>BACK DIMENSIONS</b> |         |         |         |         |         |
|  |   | W                         | D      | H      | W                      | D      | H      | W                      | H       |         |         |         |         |
|  |   | 71.5                      | 29.5   | 33.5   | 66.5                   | 18     | 16     | 67.5                   | 17.5    |         |         |         |         |
|  | <p>Add \$426 for (CO) Grade 1 armcaps<br/>Add \$455 for (CO) Grade 2 armcaps<br/>Add \$394 for (MB)<br/>Add \$70 for (SSS), \$189 for (SBS)<br/>Power/USB unit available.</p> |                           |        |        |                        |        |        |                        |         |         |         |         |         |
|  <p><b>Single Seat Bench</b><br/>COM Yardage: 1<br/>Freight Class: 150<br/>Product Weight (lbs.): 41<br/>Cubic Feet Per Carton: 10</p>   | <p><b>GC36311</b> Base Price: \$1350<br/>Seat upcharge:<br/>Active weight 400 lbs.</p>  | 1/COM                     | 2      | 3      | 4                      | 5      | 6      | 7                      | 8       | 9       | 10      | 11      | 12      |
|  |   | +0                        | +\$34  | +\$61  | +\$100                 | +\$155 | +\$178 | +\$225                 | +\$300  | +\$356  | +\$417  | +\$545  | +\$679  |
|  |   | <b>OVERALL DIMENSIONS</b> |        |        | <b>SEAT DIMENSIONS</b> |        |        | <b>BACK DIMENSIONS</b> |         |         |         |         |         |
|  |   |                           |        | W      | D                      | H      | W      | D                      | H       | W       | H       |         |         |
|  |   | 24                        | 28     | 18     | 24                     | 26.75  | 18     |                        |         |         |         |         |         |
|  | <p>Add \$133 for (MB)<br/>Add \$33 for (SSS)</p>  |                           |        |        |                        |        |        |                        |         |         |         |         |         |
|  <p><b>Two Seat Bench</b><br/>COM Yardage: 2<br/>Freight Class: 250<br/>Product Weight (lbs.): 61<br/>Cubic Feet Per Carton: 18.75</p>  | <p><b>GC36312</b> Base Price: \$2135<br/>Seat upcharge:<br/>Active weight 400 lbs./seat</p>   | 1/COM                     | 2      | 3      | 4                      | 5      | 6      | 7                      | 8       | 9       | 10      | 11      | 12      |
|  |   | +0                        | +\$68  | +\$121 | +\$199                 | +\$309 | +\$355 | +\$450                 | +\$600  | +\$712  | +\$834  | +\$1089 | +\$1357 |
|  |   | <b>OVERALL DIMENSIONS</b> |        |        | <b>SEAT DIMENSIONS</b> |        |        | <b>BACK DIMENSIONS</b> |         |         |         |         |         |
|  |   |                           |        | W      | D                      | H      | W      | D                      | H       | W       | H       |         |         |
|  |   | 48                        | 28     | 18     | 48                     | 26.75  | 18     |                        |         |         |         |         |         |
|  | <p>Add \$264 for (MB)<br/>Add \$65 for (SSS)</p>  |                           |        |        |                        |        |        |                        |         |         |         |         |         |
|  <p><b>Three Seat Bench</b><br/>COM Yardage: 3<br/>Freight Class: 250<br/>Product Weight (lbs.): 97<br/>Cubic Feet Per Carton: 27.75</p>  | <p><b>GC36313</b> Base Price: \$2547<br/>Seat upcharge:<br/>Active weight 400 lbs./seat</p>   | 1/COM                     | 2      | 3      | 4                      | 5      | 6      | 7                      | 8       | 9       | 10      | 11      | 12      |
|  |   | +0                        | +\$102 | +\$181 | +\$298                 | +\$463 | +\$532 | +\$675                 | +\$899  | +\$1067 | +\$1251 | +\$1634 | +\$2036 |
|  |   | <b>OVERALL DIMENSIONS</b> |        |        | <b>SEAT DIMENSIONS</b> |        |        | <b>BACK DIMENSIONS</b> |         |         |         |         |         |
|  |   |                           |        | W      | D                      | H      | W      | D                      | H       | W       | H       |         |         |
|  |   | 72                        | 28     | 18     | 72                     | 26.75  | 18     |                        |         |         |         |         |         |
|  | <p>Add \$394 for (MB)<br/>Add \$94 for (SSS)</p>  |                           |        |        |                        |        |        |                        |         |         |         |         |         |

CALIDON TABLES



Square end table - 22" GC36314



Rectangular Coffee Table GC36317



Tandem Side Table, Right GC36319R



For Calidon seating, refer to page 275

EXAMPLE CALIDON TABLE ORDER CODE:

|          |              |                  |       |
|----------|--------------|------------------|-------|
| GC36319R | -HP          | -ACJ             | -CNT  |
| Model #  | Top material | Laminated finish | Power |

TABLE TOP FINISHES:

See finishes section for solid wood/laminate coordination chart.

Thermally fused laminate (LP):

- Absolute Acajou (ACJ)
- Asian Night (ASN)
- Avant Cherry (AWC)
- Avant Honey (AWH)
- Black (BLK)
- Blizzard (BZD)
- Brushed Cobalt (BRC)
- Clear Maple (CMB)
- Custom Grey (CGY)
- Dark Espresso (DES)
- Designer White (DWT)
- Fashionista (FAS)
- First Class (FCL)
- Noce Biondo (NBL)
- Noce Grigio (NGL)
- Noce Leggero (NEL)
- Noce Medio (NML)
- Quartered Mahogany (QTM)
- Sheer Beauty (SBY)
- Stonedust (SDT)
- Walnut Heights (WHE)
- White Chocolate (WHC)
- Winter Cherry (WCR)

High pressure laminate (HP):

- Absolute Acajou (ACJ)
- Asian Night (ASN)
- Avant Cherry (AWC)
- Avant Honey (AWH)
- Black (BLK)
- Blizzard (BZD)
- Brushed Cobalt (BRC)
- Clear Maple (CMB)
- Custom Grey (CGY)
- Dark Espresso (DES)
- Designer White (DWT)
- Fashionista (FAS)
- First Class (FCL)
- Noce Biondo (NBL)
- Noce Grigio (NGL)
- Noce Leggero (NEL)
- Noce Medio (NML)
- Quartered Mahogany (QTM)
- Sheer Beauty (SBY)
- Stonedust (SDT)
- Walnut Heights (WHE)
- White Chocolate (WHC)
- Winter Cherry (WCR)

Ultra matte high pressure laminate (UM):

- Black (BLK)
- Blizzard (BZD)
- Custom Grey (CGY)
- Designer White (DWT)
- Stonedust (SDT)
- Storm Grey (SOG)

Solid Surface\* (CO):

- Grade 1: (SWH) Designer White
- Grade 2: (SBT) Beige Tempest, (SBX) Black Onyx Mirage, (SMG) Milk Glass Spectra, (SFW) Frosty White Mirage, (SHS) Hot Stone, (SNM) Northern Melange

\*For detailed material information, please reference WilsonArt's Solid Surface collection.

STANDARD FEATURES

- A variety of wood leg tables are available, including various height end tables, coffee tables and tandem tables.
- Wood legs/aprons are specifiable in Global solid wood seating finishes.
- Table tops are 1" thick, available in thermally fused laminate (LP), high pressure laminate (HP), ultra matte high pressure laminate (UM), and solid surface (CO). Upcharges vary, see model for pricing.
- Laminate top tables include 2mm color coordinating PVC edgeband.
- Tandem/bridge table models (GC36318 to GC36321) connect to Calidon guest seating only and include ganging brackets.
- Tandem tables are specified left or right, as seated.

OPTIONAL FEATURES

- A tamper resistant power/USB unit is optional for laminate top, tandem in-line, 30 degree, 90 degree and freestanding square end tables only. Unit is black; includes one AC outlet, two 10-watt USB-A ports, matching faceplate and a 10 ft. long 3-prong power cord. The power unit is located centered 1.5" from the edge of the surface. See power location diagrams for reference. Add \$378.

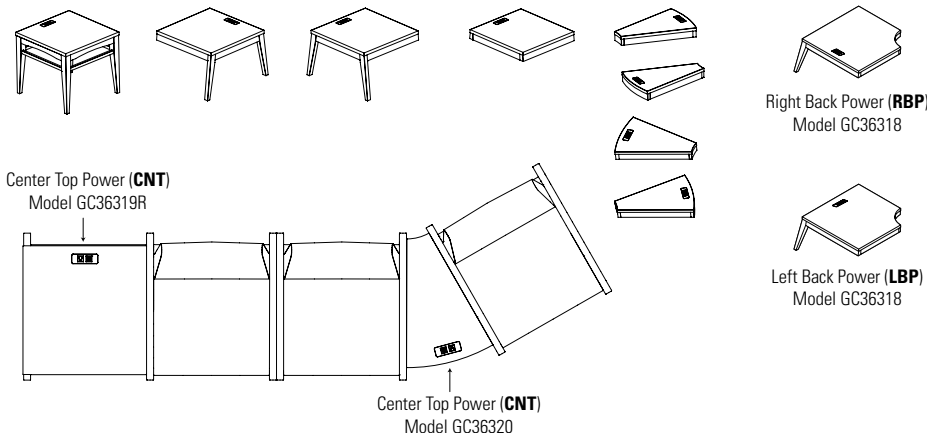
SUGGESTED APPLICATIONS








- Lounge/Lobby
- Resident rooms
- Patient rooms
- Private office

Please add option codes in the following order:

- Model number**  
GC36314 to GC36317 Freestanding tables  
GC36318 to GC36321 Tandem/bridge tables  
GC36324 to GC36326 23"H Freestanding tables For Calidon seating, refer to page 274.
- Top material**  
(LP) Thermally fused laminate. Specify finish; see LP finishes.  
(HP) High pressure laminate. Upcharges vary; see model. Specify finish; see HP finishes.  
(UM) Ultra matte high pressure laminate. Upcharges vary; see model. Specify finish; see UM finishes.  
(CO) Solid surface. Upcharges vary; see model. Specify finish; see CO finishes and grades.
- Leg finish**  
(AAM) Absolute (MWM) Medium Walnut  
(BKM) Black (NLW) Natural Walnut  
(ACM) Cherry (ASM) Night  
(EOM) English Oak (NBM) Noce Biondo  
(ECM) Espresso Cafe (NGM) Noce Grigio  
(TFM) Fruitwood (NEM) Noce Leggero  
(HGM) Grey (NMM) Noce Medio  
(AHM) Honey (SBM) Sandy Beach  
(JOM) Jet Onyx (SKM) Shaker Cherry  
(TMM) Mahogany (TWM) Walnut  
(AVM) Maple (WTM) WC Cream  
(WHM) White (WCM) Winter Cherry
- Power/USB unit position** (laminate tandem and end tables with laminate tops only).  
(NPM) No power  
(CNT) Center top power. Jet Black. Add \$378.  
(RBP) Right back top power. Jet Black. Add \$378.  
(LBP) Left back top power. Jet Black. Add \$378.

POWER LOCATION DIAGRAM



| TABLES   | MODEL#  | DIMENSIONS  | FREIGHT CLASS | WT/LBS. | CUBIC FT. | LIST PRICE    |
|--|---------|---|---------------|---------|-----------|---------------|
|  <p><b>Square End Table, 22" x 22" x 20.25" H</b></p> | GC36314 | 22 x 22 x 20.25   | 150           | 36      | 7.75      | <b>\$872</b>  |
|  |         | <ul style="list-style-type: none"> <li>• Pricing shown for a thermally fused laminate top (LP).</li> <li>• For a high pressure laminate top (HP), add <b>\$69</b>.</li> <li>• For an ultra matte high pressure laminate top (UM), add <b>\$255</b>.</li> <li>• For a solid surface top (CO), add <b>\$1130</b> for Grade 1 and add <b>\$1388</b> for Grade 2.</li> </ul> <p>Coordinating edge on laminate surfaces with solid wood frame and legs. 1 per carton. Power/USB unit can be specified in the surface of laminate top tables (CNT). Add <b>\$378</b>.</p> |               |         |           |               |
|  <p><b>Square End Table, 22" x 22" x 23" H</b></p>    | GC36324 | 22 x 22 x 23  | 150           | 23.5    | 6.75      | <b>\$1031</b> |
|  |         | <ul style="list-style-type: none"> <li>• Pricing shown for a thermally fused laminate top (LP).</li> <li>• For a high pressure laminate top (HP), add <b>\$69</b>.</li> <li>• For an ultra matte high pressure laminate top (UM), add <b>\$255</b>.</li> <li>• For a solid surface top (CO), add <b>\$1130</b> for Grade 1 and add <b>\$1388</b> for Grade 2.</li> </ul> <p>Coordinating edge on laminate surfaces with solid wood frame and legs. 1 per carton. Power/USB unit can be specified in the surface of laminate top tables (CNT). Add <b>\$378</b>.</p> |               |         |           |               |
|  <p><b>Rectangular End Table, 23" H</b></p>           | GC36325 | 22 x 12 x 23  | 125           | 34      | 10.75     | <b>\$888</b>  |
|  |         | <ul style="list-style-type: none"> <li>• Pricing shown for a thermally fused laminate top (LP).</li> <li>• For a high pressure laminate top (HP), add <b>\$57</b>.</li> <li>• For an ultra matte high pressure laminate top (UM), add <b>\$179</b>.</li> <li>• For a solid surface top (CO), add <b>\$933</b> for Grade 1 and add <b>\$1120</b> for Grade 2.</li> </ul> <p>Coordinating edge on laminate surfaces with solid wood frame and legs. 1 per carton. Power/USB unit can be specified in the surface of laminate top tables (CNT). Add <b>\$378</b>.</p>  |               |         |           |               |
|  <p><b>Corner 30° End Table, 23" H</b></p>           | GC36326 | 24 x 25 x 23  | 150           | 34      | 12.75     | <b>\$1142</b> |
|  |         | <ul style="list-style-type: none"> <li>• Pricing shown for a thermally fused laminate top (LP).</li> <li>• For a high pressure laminate top (HP), add <b>\$74</b>.</li> <li>• For an ultra matte high pressure laminate top (UM), add <b>\$255</b>.</li> <li>• For a solid surface top (CO), add <b>\$1282</b> for Grade 1 and add <b>\$1545</b> for Grade 2.</li> </ul> <p>Coordinating edge on laminate surfaces with solid wood frame and legs. 1 per carton. Power/USB unit can be specified in the surface of laminate top tables (CNT). Add <b>\$378</b>.</p> |               |         |           |               |
|  <p><b>Square Coffee Table, 24"</b></p>             | GC36315 | 24 x 24 x 17.25   | 250           | 37      | 9.5       | <b>\$905</b>  |
|  |         | <ul style="list-style-type: none"> <li>• Pricing shown for a thermally fused laminate top (LP).</li> <li>• For a high pressure laminate top (HP), add <b>\$69</b>.</li> <li>• For an ultra matte high pressure laminate top (UM), add <b>\$255</b>.</li> <li>• For a solid surface top (CO), add <b>\$1372</b> for Grade 1 and add <b>\$1694</b> for Grade 2.</li> </ul> <p>Coordinating edge on laminate surfaces with solid wood frame and legs. 1 per carton.</p>  |               |         |           |               |
|  <p><b>Square Coffee Table, 36"</b></p>             | GC36316 | 36 x 36 x 17.25   | 250           | 65      | 18.25     | <b>\$1082</b> |
|  |         | <ul style="list-style-type: none"> <li>• Pricing shown for a thermally fused laminate top (LP).</li> <li>• For a high pressure laminate top (HP), add <b>\$148</b>.</li> <li>• For an ultra matte high pressure laminate top (UM), add <b>\$357</b>.</li> <li>• For a solid surface top (CO), add <b>\$3143</b> for Grade 1 and add <b>\$3787</b> for Grade 2.</li> </ul> <p>Coordinating edge on laminate surfaces with solid wood frame and legs. 1 per carton.</p>   |               |         |           |               |
|  <p><b>Rectangular Coffee Table</b></p>             | GC36317 | 24 x 48 x 17.25   | 250           | 56      | 16.5      | <b>\$1185</b> |
|  |         | <ul style="list-style-type: none"> <li>• Pricing shown for a thermally fused laminate top (LP).</li> <li>• For a high pressure laminate top (HP), add <b>\$134</b>.</li> <li>• For an ultra matte high pressure laminate top (UM), add <b>\$357</b>.</li> <li>• For a solid surface top (CO), add <b>\$2618</b> for Grade 1 and add <b>\$3054</b> for Grade 2.</li> </ul> <p>Coordinating edge on laminate surfaces with solid wood frame and legs. 1 per carton.</p>   |               |         |           |               |

| TABLES | MODEL# | DIMENSIONS | FREIGHT CLASS | WT/LBS. | CUBIC FT. | LIST PRICE |
|--------|--------|------------|---------------|---------|-----------|------------|
|--------|--------|------------|---------------|---------|-----------|------------|



Corner Table, 90°

|         |                       |     |    |      |               |
|---------|-----------------------|-----|----|------|---------------|
| GC36318 | 31.25 x 31.25 x 15.75 | 250 | 46 | 14.5 | <b>\$1082</b> |
|---------|-----------------------|-----|----|------|---------------|

- Pricing shown for a thermally fused laminate top (LP).
- For a high pressure laminate top (HP), add \$110.
- For an ultra matte high pressure laminate top (UM), add \$255.
- For a solid surface top (CO), add \$2718 for Grade 1 and add \$3249 for Grade 2.

Coordinating edge on laminate surfaces with solid wood frame and legs. Must be connected between two guest chairs. Includes two sets of U-channel connectors and hardware. 1 per carton. Power/USB unit can be specified in the surface of laminate top tables (RBP) or (LBP). Add \$378. See power location diagram for placement.



Tandem Side Table, Left

|          |                      |     |    |      |              |
|----------|----------------------|-----|----|------|--------------|
| GC36319L | 26.5 x 22.25 x 15.75 | 250 | 20 | 6.75 | <b>\$755</b> |
|----------|----------------------|-----|----|------|--------------|

- Pricing shown for a thermally fused laminate top (LP).
- For a high pressure laminate top (HP), add \$69.
- For an ultra matte high pressure laminate top (UM), add \$255.
- For a solid surface top (CO), add \$1149 for Grade 1 and add \$1384 for Grade 2.

Coordinating edge on laminate surfaces with solid wood frame and legs. Must be connected to a guest chair. Includes one set of U-channel connectors and hardware. 1 per carton. Power/USB unit can be specified in the surface of laminate top tables (CNT). Add \$378.



Tandem Side Table, Right

|          |                      |     |    |      |              |
|----------|----------------------|-----|----|------|--------------|
| GC36319R | 26.5 x 22.25 x 15.75 | 250 | 20 | 6.75 | <b>\$755</b> |
|----------|----------------------|-----|----|------|--------------|

- Pricing shown for a thermally fused laminate top (LP).
- For a high pressure laminate top (HP), add \$69.
- For an ultra matte high pressure laminate top (UM), add \$255.
- For a solid surface top (CO), add \$1149 for Grade 1 and add \$1384 for Grade 2.

Coordinating edge on laminate surfaces with solid wood frame and legs. Must be connected to a guest chair. Includes one set of U-channel connectors and hardware. 1 per carton. Power/USB unit can be specified in the surface of laminate top tables (CNT). Add \$378.



Corner Table, 30 Degree

|         |                  |      |    |     |              |
|---------|------------------|------|----|-----|--------------|
| GC36320 | 22.5 x 15.75 x 3 | 92.5 | 16 | 1.5 | <b>\$594</b> |
|---------|------------------|------|----|-----|--------------|

- Pricing shown for a thermally fused laminate top (LP).
- For a high pressure laminate top (HP), add \$69.
- For an ultra matte high pressure laminate top (UM), add \$179.
- For a solid surface top (CO), add \$961 for Grade 1 and add \$1154 for Grade 2.

Coordinating edge on laminate surfaces with solid wood frame and legs. Must be connected between two guest chairs. Includes two sets of U-channel connectors and hardware. 1 per carton. Power/USB unit can be specified in the surface of laminate top tables (CNT). Add \$378.

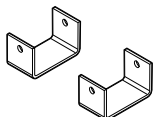


In-Line Table, Square

|         |               |      |    |     |              |
|---------|---------------|------|----|-----|--------------|
| GC36321 | 21 x 23.5 x 3 | 92.5 | 20 | 1.9 | <b>\$630</b> |
|---------|---------------|------|----|-----|--------------|

- Pricing shown for a thermally fused laminate top (LP).
- For a high pressure laminate top (HP), add \$69.
- For an ultra matte high pressure laminate top (UM), add \$255.
- For a solid surface top (CO), add \$994 for Grade 1 and add \$1225 for Grade 2.

Coordinating edge on laminate surfaces with solid wood frame and legs. Must be connected between two guest chairs. Includes two sets of U-channel connectors and hardware. 1 per carton. Power/USB unit can be specified in the surface of laminate top tables (CNT). Add \$378.



U-Channel (set of 2)

|         |                   |    |      |      |             |
|---------|-------------------|----|------|------|-------------|
| GC36322 | 2.87 x 1.5 x 1.62 | 70 | 0.75 | 0.03 | <b>\$51</b> |
|---------|-------------------|----|------|------|-------------|

Includes hardware. 4 sets per carton.

## CAMINO



models shown: 5471-CP Lounge Chair, 5475-W End Table, 5472-CP Two Seat Sofa.





model 5471-CP






### STANDARD FEATURES






- A transitional soft seating series composed of one, two and three seat units.
- Frame is a heavy duty, interlocking plywood, puzzle box construction suitable for public environments.
- The soft seating leg system utilizes a continuous visible frame between the front and rear leg. Each leg frame is bolted directly to the sofa frame with large bolts to provide a very durable leg construction.
- Legs are equipped with translucent non marking glides as standard. Suitable for both carpet and hard surface flooring.
- Seating features as standard, decorative double stitch detail, which make seams lay flat and add extra seam strength.
- Cushions are highly resilient foam and seats are equipped with a synthetic rubberized sheet webbing suspension system for extra comfort. Cushions are fixed and non-removable.
- Measurement shown for weight is for one unit, measurement for volume is per carton.
- Check textile availability prior to specifying upholstery material.

### OPTIONAL FEATURES

- Optional cushions and arms can have tailored piping details.
- For piping made in fabric matching the rest of the upholstery fabric please use **MP** models (matching piping after the model number). This is no upcharge.
- For contrast piping made in a fabric that does not match the rest of the upholstery fabric, you can specify any grade 1 or 2 upholstery material for this purpose, please see model numbers ending in **CP** which reflect the appropriate upcharge.
- For contrast piping in a fabric higher than grade 2, you must ask for a special quotation. Per unit price will vary depending on the number of units being ordered.
- Seating unit come with a choice of wood legs or a polished cast aluminum.
- Seating with polished aluminum legs are shown as separate skus.
- Wood legs for seating are available in select Global wood seating finishes - see seating finishes. Only finishes ending in "**M**" are available for this series.

| DESCRIPTION   | FEATURES                                     | MODEL#                    | STANDARD TEXTILE GRADES |          |                        |          |          |                        |          |      |      |      |      |      |
|---|--|---------------------------|-------------------------|----------|------------------------|----------|----------|------------------------|----------|------|------|------|------|------|
|   |  |                           | 1                       | 2        | 3                      | 4        | 5        | 6                      | 7        | 8    | 9    | 10   | 11   | 12   |
|  <p><b>Lounge Chair w/ Wood Legs</b><br/>COM Yardage: 4<br/>Freight Class: 250<br/>Product Weight (lbs.): 60<br/>Cubic Feet Per Carton: 19.25</p>              | No Piping.                                   | <b>5471</b>               | 2771                    | 2936     | 3064                   | 3253     | 3525     | 3650                   | 3898     | 4289 | 4588 | 4926 | 5615 | 6350 |
|   |  | <b>OVERALL DIMENSIONS</b> |                         |          | <b>SEAT DIMENSIONS</b> |          |          | <b>BACK DIMENSIONS</b> |          |      |      |      |      |      |
|   |  | <b>W</b>                  | <b>D</b>                | <b>H</b> | <b>W</b>               | <b>D</b> | <b>H</b> | <b>W</b>               | <b>H</b> |      |      |      |      |      |
|   |  | 29.5                      | 29                      | 30.5     | 21                     | 19.5     | 18       | 20                     | 11.5     |      |      |      |      |      |
|   |  |                           | <b>RTA.00</b>           |          |                        |          |          |                        |          |      |      |      |      |      |
|  <p><b>Lounge Chair w/ Wood Legs &amp; Piping</b><br/>COM Yardage: 4<br/>Freight Class: 250<br/>Product Weight (lbs.): 60<br/>Cubic Feet Per Carton: 19.25</p> | CP = Contrast Piping<br>MP = Matching Piping | <b>5471-CP</b>            | 2983                    | 3148     | 3276                   | 3465     | 3737     | 3862                   | 4110     | 4501 | 4800 | 5138 | 5827 | 6562 |
|   |  | <b>5471-MP</b>            | 2771                    | 2936     | 3064                   | 3253     | 3525     | 3650                   | 3898     | 4289 | 4588 | 4926 | 5615 | 6350 |
|   |  | <b>OVERALL DIMENSIONS</b> |                         |          | <b>SEAT DIMENSIONS</b> |          |          | <b>BACK DIMENSIONS</b> |          |      |      |      |      |      |
|   |  | <b>W</b>                  | <b>D</b>                | <b>H</b> | <b>W</b>               | <b>D</b> | <b>H</b> | <b>W</b>               | <b>H</b> |      |      |      |      |      |
|   |  |                           | 29.5                    | 29       | 30.5                   | 21       | 19.5     | 18                     | 20       | 11.5 |      |      |      |      |
|   |  |                           | <b>RTA.00</b>           |          |                        |          |          |                        |          |      |      |      |      |      |

| DESCRIPTION  | FEATURES                                     | MODEL#             | STANDARD TEXTILE GRADES   |          |          |                        |          |          |                        |          |      |      |       |       |
|--|--|--------------------|---------------------------|----------|----------|------------------------|----------|----------|------------------------|----------|------|------|-------|-------|
|  |  |                    | 1                         | 2        | 3        | 4                      | 5        | 6        | 7                      | 8        | 9    | 10   | 11    | 12    |
|  <p><b>Two Seat Sofa w/ Wood Legs</b><br/>COM Yardage: 5.75<br/>Freight Class: 250<br/>Product Weight (lbs.): 84<br/>Cubic Feet Per Carton: 36</p>        | No Piping.                                   | 5472               | 3926                      | 4161     | 4342     | 4616                   | 5006     | 5187     | 5542                   | 6104     | 6536 | 7019 | 8009  | 9070  |
|  |  |                    | <b>OVERALL DIMENSIONS</b> |          |          | <b>SEAT DIMENSIONS</b> |          |          | <b>BACK DIMENSIONS</b> |          |      |      |       |       |
|  |  |                    | <b>W</b>                  | <b>D</b> | <b>H</b> | <b>W</b>               | <b>D</b> | <b>H</b> | <b>W</b>               | <b>H</b> |      |      |       |       |
|  |  |                    | 51                        | 29       | 30.5     | 42                     | 19.5     | 18       | 41                     | 11.5     |      |      |       |       |
|  |  |                    | <b>RTA 00</b>             |          |          |                        |          |          |                        |          |      |      |       |       |
|  <p><b>Two Seat Sofa w/ Wood Legs</b><br/>COM Yardage: 5.75<br/>Freight Class: 250<br/>Product Weight (lbs.): 84<br/>Cubic Feet Per Carton: 36</p>        | CP = Contrast Piping<br>MP = Matching Piping | 5472-CP<br>5472-MP | 4207                      | 4442     | 4623     | 4897                   | 5287     | 5468     | 5823                   | 6385     | 6817 | 7300 | 8290  | 9351  |
|  |  |                    | <b>OVERALL DIMENSIONS</b> |          |          | <b>SEAT DIMENSIONS</b> |          |          | <b>BACK DIMENSIONS</b> |          |      |      |       |       |
|  |  |                    | <b>W</b>                  | <b>D</b> | <b>H</b> | <b>W</b>               | <b>D</b> | <b>H</b> | <b>W</b>               | <b>H</b> |      |      |       |       |
|  |  |                    | 51                        | 29       | 30.5     | 42                     | 19.5     | 18       | 41                     | 11.5     |      |      |       |       |
|  |  |                    | <b>RTA 00</b>             |          |          |                        |          |          |                        |          |      |      |       |       |
|  <p><b>Three Seat Sofa w/ Wood Legs</b><br/>COM Yardage: 7.5<br/>Freight Class: 250<br/>Product Weight (lbs.): 110<br/>Cubic Feet Per Carton: 50.25</p>   | No Piping.                                   | 5473               | 5081                      | 5384     | 5621     | 5981                   | 6487     | 6726     | 7186                   | 7919     | 8487 | 9114 | 10408 | 11788 |
|  |  |                    | <b>OVERALL DIMENSIONS</b> |          |          | <b>SEAT DIMENSIONS</b> |          |          | <b>BACK DIMENSIONS</b> |          |      |      |       |       |
|  |  |                    | <b>W</b>                  | <b>D</b> | <b>H</b> | <b>W</b>               | <b>D</b> | <b>H</b> | <b>W</b>               | <b>H</b> |      |      |       |       |
|  |  |                    | 71                        | 29       | 30.5     | 63                     | 19.5     | 18       | 62                     | 11.5     |      |      |       |       |
|  |  |                    | <b>RTA 00</b>             |          |          |                        |          |          |                        |          |      |      |       |       |
|  <p><b>Three Seat Sofa w/ Wood Legs</b><br/>COM Yardage: 7.5<br/>Freight Class: 250<br/>Product Weight (lbs.): 110<br/>Cubic Feet Per Carton: 50.25</p> | CP = Contrast Piping<br>MP = Matching Piping | 5473-CP<br>5473-MP | 5431                      | 5733     | 5972     | 6331                   | 6837     | 7076     | 7537                   | 8269     | 8837 | 9464 | 10758 | 12138 |
|  |  |                    | <b>OVERALL DIMENSIONS</b> |          |          | <b>SEAT DIMENSIONS</b> |          |          | <b>BACK DIMENSIONS</b> |          |      |      |       |       |
|  |  |                    | <b>W</b>                  | <b>D</b> | <b>H</b> | <b>W</b>               | <b>D</b> | <b>H</b> | <b>W</b>               | <b>H</b> |      |      |       |       |
|  |  |                    | 71                        | 29       | 30.5     | 63                     | 19.5     | 18       | 62                     | 11.5     |      |      |       |       |
|  |  |                    | <b>RTA 00</b>             |          |          |                        |          |          |                        |          |      |      |       |       |
|  <p><b>Lounge Chair w/ Aluminum Legs</b><br/>COM Yardage: 4<br/>Freight Class: 250<br/>Product Weight (lbs.): 62<br/>Cubic Feet Per Carton: 19.25</p>   | No Piping.                                   | 5481               | 2771                      | 2936     | 3064     | 3253                   | 3525     | 3650     | 3898                   | 4289     | 4588 | 4926 | 5615  | 6350  |
|  |  |                    | <b>OVERALL DIMENSIONS</b> |          |          | <b>SEAT DIMENSIONS</b> |          |          | <b>BACK DIMENSIONS</b> |          |      |      |       |       |
|  |  |                    | <b>W</b>                  | <b>D</b> | <b>H</b> | <b>W</b>               | <b>D</b> | <b>H</b> | <b>W</b>               | <b>H</b> |      |      |       |       |
|  |  |                    | 29.5                      | 29       | 30.5     | 21                     | 19.5     | 18       | 20                     | 11.5     |      |      |       |       |
|  |  |                    | <b>RTA 00</b>             |          |          |                        |          |          |                        |          |      |      |       |       |

| DESCRIPTION  | FEATURES                                       | MODEL#                    | STANDARD TEXTILE GRADES |          |                        |          |          |                        |          |      |      |       |       |       |
|--|--|---------------------------|-------------------------|----------|------------------------|----------|----------|------------------------|----------|------|------|-------|-------|-------|
|  |  |                           | 1                       | 2        | 3                      | 4        | 5        | 6                      | 7        | 8    | 9    | 10    | 11    | 12    |
|  <p><b>Lounge Chair w/Aluminum Legs</b><br/>COM Yardage: 4<br/>Freight Class: 250<br/>Product Weight (lbs.): 62<br/>Cubic Feet Per Carton: 19.25</p>          | CP = Contrast Piping.<br>MP = Matching Piping. | <b>5481-CP</b>            | 2983                    | 3148     | 3276                   | 3465     | 3737     | 3862                   | 4110     | 4501 | 4800 | 5138  | 5827  | 6562  |
|  |  | <b>5481-MP</b>            | 2771                    | 2936     | 3064                   | 3253     | 3525     | 3650                   | 3898     | 4289 | 4588 | 4926  | 5615  | 6350  |
|  |  | <b>OVERALL DIMENSIONS</b> |                         |          | <b>SEAT DIMENSIONS</b> |          |          | <b>BACK DIMENSIONS</b> |          |      |      |       |       |       |
|  |  | <b>W</b>                  | <b>D</b>                | <b>H</b> | <b>W</b>               | <b>D</b> | <b>H</b> | <b>W</b>               | <b>H</b> |      |      |       |       |       |
|  |  |                           | 29.5                    | 29       | 30.5                   | 21       | 19.5     | 18                     | 20       | 11.5 |      |       |       |       |
|  |  |                           | <b>RTA 00</b>           |          |                        |          |          |                        |          |      |      |       |       |       |
|  <p><b>Two Seat Sofa w/ Aluminum Legs</b><br/>COM Yardage: 5.75<br/>Freight Class: 250<br/>Product Weight (lbs.): 86<br/>Cubic Feet Per Carton: 36</p>        | No Piping.                                     | <b>5482</b>               | 3926                    | 4161     | 4342                   | 4616     | 5006     | 5187                   | 5542     | 6104 | 6536 | 7019  | 8009  | 9070  |
|  |  | <b>OVERALL DIMENSIONS</b> |                         |          | <b>SEAT DIMENSIONS</b> |          |          | <b>BACK DIMENSIONS</b> |          |      |      |       |       |       |
|  |  | <b>W</b>                  | <b>D</b>                | <b>H</b> | <b>W</b>               | <b>D</b> | <b>H</b> | <b>W</b>               | <b>H</b> |      |      |       |       |       |
|  |  |                           |                         |          | 51                     | 29       | 30.5     | 42                     | 19.5     | 18   | 41   | 11.5  |       |       |
|  |  |                           | <b>RTA 00</b>           |          |                        |          |          |                        |          |      |      |       |       |       |
|  <p><b>Two Seat Sofa w/ Aluminum Legs</b><br/>COM Yardage: 5.75<br/>Freight Class: 250<br/>Product Weight (lbs.): 86<br/>Cubic Feet Per Carton: 36</p>        | CP = Contrast Piping.<br>MP = Matching Piping. | <b>5482-CP</b>            | 4207                    | 4442     | 4623                   | 4442     | 4623     | 4897                   | 5287     | 5468 | 5823 | 6385  | 6817  | 9351  |
|  |  | <b>5482-MP</b>            | 3926                    | 4161     | 4342                   | 4616     | 5006     | 5187                   | 5542     | 6104 | 6536 | 7019  | 8009  | 9070  |
|  |  | <b>OVERALL DIMENSIONS</b> |                         |          | <b>SEAT DIMENSIONS</b> |          |          | <b>BACK DIMENSIONS</b> |          |      |      |       |       |       |
|  |  | <b>W</b>                  | <b>D</b>                | <b>H</b> | <b>W</b>               | <b>D</b> | <b>H</b> | <b>W</b>               | <b>H</b> |      |      |       |       |       |
|  |  |                           | 51                      | 29       | 30.5                   | 42       | 19.5     | 18                     | 41       | 11.5 |      |       |       |       |
|  |  |                           | <b>RTA 00</b>           |          |                        |          |          |                        |          |      |      |       |       |       |
|  <p><b>Three Seat Sofa w/ Aluminum Legs</b><br/>COM Yardage: 7.5<br/>Freight Class: 250<br/>Product Weight (lbs.): 112<br/>Cubic Feet Per Carton: 50.25</p> | No Piping.                                     | <b>5483</b>               | 5081                    | 5384     | 5621                   | 5384     | 6487     | 6726                   | 7186     | 7919 | 8487 | 9114  | 10408 | 11788 |
|  |  | <b>OVERALL DIMENSIONS</b> |                         |          | <b>SEAT DIMENSIONS</b> |          |          | <b>BACK DIMENSIONS</b> |          |      |      |       |       |       |
|  |  | <b>W</b>                  | <b>D</b>                | <b>H</b> | <b>W</b>               | <b>D</b> | <b>H</b> | <b>W</b>               | <b>H</b> |      |      |       |       |       |
|  |  |                           |                         |          | 71                     | 29       | 30.5     | 63                     | 19.5     | 18   | 62   | 11.5  |       |       |
|  |  |                           | <b>RTA 00</b>           |          |                        |          |          |                        |          |      |      |       |       |       |
|  <p><b>Three Seat Sofa w/Aluminum Legs</b><br/>COM Yardage: 7.5<br/>Freight Class: 250<br/>Product Weight (lbs.): 112<br/>Cubic Feet Per Carton: 50.25</p>  | CP = Contrast Piping.<br>MP = Matching Piping. | <b>5483-CP</b>            | 5431                    | 5734     | 5972                   | 6331     | 6837     | 7076                   | 7537     | 8269 | 8837 | 12138 | 10758 | 12138 |
|  |  | <b>5483-MP</b>            | 5081                    | 5384     | 5621                   | 5981     | 6487     | 6726                   | 7186     | 7919 | 8487 | 9114  | 10408 | 11788 |
|  |  | <b>OVERALL DIMENSIONS</b> |                         |          | <b>SEAT DIMENSIONS</b> |          |          | <b>BACK DIMENSIONS</b> |          |      |      |       |       |       |
|  |  | <b>W</b>                  | <b>D</b>                | <b>H</b> | <b>W</b>               | <b>D</b> | <b>H</b> | <b>W</b>               | <b>H</b> |      |      |       |       |       |
|  |  |                           | 30.5                    | 29       | 30.5                   | 63       | 19.5     | 18                     | 62       | 11.5 |      |       |       |       |
|  |  |                           | <b>RTA 00</b>           |          |                        |          |          |                        |          |      |      |       |       |       |

CITI™



model 7875LTL (BK)



Citi Modular Group - Shown in Tungsten



5" tubular metal leg (shown in Tungsten)



5" tapered wood leg (shown in Maple)

STANDARD FEATURES

- Fully upholstered contemporary design, complements the timeless decor of many offices. Proportions are compact, 31" deep, and work well in public spaces.
- All models have fixed, non-removable cushions.
- For increased durability with a softer sit, a highly resilient, high density Ultracell foam (UC) option is available. See upcharges.
- Arm height on all models is 25".
- Casters are not available on this series.
- Citi seating and table legs are 5" high tubular metal. Seating also available with wood, tapered, softened square legs.
- Citi table tops are available in either tempered glass or laminate.
- Laminate tablet seating models (TL suffix) are available specified as seated. Specify right (RTL) or left (LTL). For additional tablet arm models, contact CustomerCare for pricing. The tablet is 0.75" thick with thermally fused laminate and measure 12"D x 16.5"W.
- Ganging brackets (7892) are sold separately.
- Ganging brackets are to be used on armless seating if interconnection to another armless seating unit is required. Bench and ottomans only gang to other benches/ottomans, cannot gang with seating units. Brackets come with a template for installation.
- Upholstery options: fabric, vinyl or leather. Starting at grade 5 pricing. Leather models feature a stitch detail across the seat and/or back cushions, if applicable.
- If you would like fabric/vinyl on the shell of the chair with leather seat and back cushions or other combinations, please complete "Multi Fabric" Form and submit with your order. Multi Fabric grade will apply.

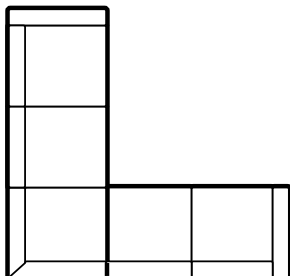
Add option codes in the following order:

- Model Number**  
Specify model number.

- Seat Foam Upgrade** (add option to end of model number)  
(RF) Standard Foam  
(UC) Soft Ultracell foam. For Lounge and corner chairs add \$145; Two Seat Sofas add \$284; Three Seat Sofas add \$426.
- Leg Type** (Lounge only)  
(MTL) Metal Legs  
(WDL) Wood Legs. Add \$333
- Leg Finish:**  
Metal leg finish (lounge and tables):  
(TBL) Black  
(TTU) Tungsten  
(CHM) Chrome. **Add \$117.**  
Wood leg finish (lounge only):  
(AAM) Absolute (BKM) Black  
(ACM) Cherry (EOM) English Oak  
(ECM) Espresso Cafe (TFM) Fruitwood  
(HGM) Gray (AHM) Honey  
(TMM) Mahogany (AVM) Maple  
(MWM) Medium Walnut (NLW) Natural Walnut  
(ASM) Night (NBM) Noce Biondo  
(NGM) Noce Grigio (NEM) Noce Leggero  
(NMM) Noce Medio (SKM) Shaker Cherry  
(TWM) Walnut (WTM) WC Cream  
(VHM) White (WCM) Winter Cherry
- Glide Type** (wood legs)  
(NM) White, non-marking nylon glide for most surfaces  
(SG) Steel cushioned glide for carpeted surfaces. Add \$36  
(RG) Non-slip rubber glide for most hard floor surfaces. Add \$36.  
(FG) Felt glide for most hard floor surfaces. Add \$36.
- Laminate Finish** (tables and tablets)  
(ACJ) Absolute Acajou (ASN) Asian Night  
(AVC) Avant Cherry (AVH) Avant Honey  
(BLK) Black (BRC) Brushed Cobalt  
(BZD) Blizzard (CGY) Custom Grey  
(CMB) Clear Maple (DES) Dark Espresso  
(DWT) Designer White (FAS) Fashionista  
(FCL) First Class (NBL) Noce Biondo  
(NEL) Noce Leggero (NGL) Noce Grigio  
(NML) Noce Medio  
(QTM) Quartered Mahogany  
(SBY) Sheer Beauty (SDT) Stonedust  
(SOG) Storm Grey (WCR) Winter Cherry  
(WHC) White Chocolate (WHE) Walnut Heights

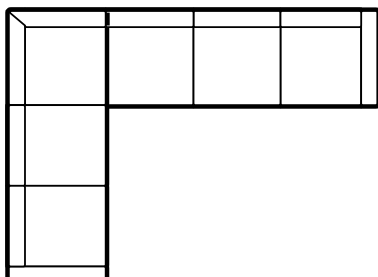
SAMPLE LAYOUTS

Layout A

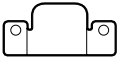





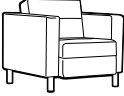



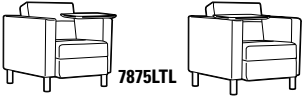






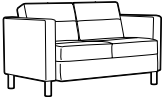

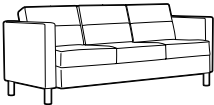
| Qty  | Model Number   | Description               | Dimensions      | List Price     |
|--|----------------|---------------------------|-----------------|----------------|
| 1  | <b>7890LNB</b> | Two Seat Sofa w/Left Arm  | 48 x 31 x 30.75 | 2251           |
| 1  | <b>7862</b>    | Corner Seat               | 37 x 37 x 31    | 2444           |
| 1  | <b>7890RNB</b> | Two Seat Sofa w/Right Arm | 48 x 31 x 30.75 | 2251           |
| 2  | <b>7892</b>    | Ganging Bracket           | 0.5 x 3.87 x 2  | 34             |
| <b>SAMPLE LAYOUT TOTAL IN STANDARD FEET FINISH</b> |                |                           |                 | <b>\$6,980</b> |


Layout B






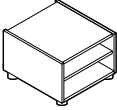


| Qty  | Model Number   | Description                | Dimensions      | List Price     |
|--|----------------|----------------------------|-----------------|----------------|
| 1  | <b>7890RNB</b> | Two Seat Sofa w/Right Arm  | 48 x 31 x 30.75 | 2251           |
| 1  | <b>7862</b>    | Corner Seat                | 37 x 37 x 31    | 2444           |
| 1  | <b>7891LNB</b> | Three Seat Sofa w/Left Arm | 77 x 31 x 30.75 | 3007           |
| 2  | <b>7892</b>    | Ganging Bracket            | 0.5 x 3.87 x 2  | 34 x 2         |
| <b>SAMPLE LAYOUT TOTAL IN STANDARD FEET FINISH</b> |                |                            |                 | <b>\$7,770</b> |

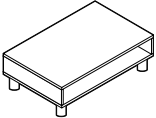
| DESCRIPTION   | FEATURES   | MODEL#                    | STANDARD TEXTILE GRADES   |                        |                        |      |                        |                        |      |      |      |      |      |      |
|---|--|---------------------------|---|------------------------|------------------------|------|------------------------|------------------------|------|------|------|------|------|------|
|   |  |                           | 1   | 2                      | 3                      | 4    | 5                      | 6                      | 7    | 8    | 9    | 10   | 11   | 12   |
|  <p><b>Ganging Bracket</b><br/>COM Yardage: N/a<br/>Freight Class: 70<br/>Product Weight (lbs.): 0.25<br/>Cubic Feet Per Carton: 0.01</p>                          | <p>Kit includes 2 brackets, 4 screws and a template.</p> | 7892                      | 34  | -                      | -                      | -    | -                      | -                      | -    | -    | -    | -    | -    |      |
|   |  | <b>OVERALL DIMENSIONS</b> |   |                        | <b>SEAT DIMENSIONS</b> |      |                        | <b>BACK DIMENSIONS</b> |      |      |      |      |      |      |
|   |  | W                         | D   | H                      | W                      | D    | H                      | W                      | H    |      |      |      |      |      |
|   |  |                           |   |                        |                        |      |                        |                        |      |      |      |      |      |      |
|   |  |                           |    |                        |                        |      |                        |                        |      |      |      |      |      |      |
|  <p><b>Corner Seat</b><br/>COM Yardage: 6.25<br/>Freight Class: 250<br/>Product Weight (lbs.): 65<br/>Cubic Feet Per Carton: 30.25</p>                             |  | 7862                      | -   | -                      | -                      | -    | 2444                   | 2625                   | 2966 | 3578 | 3928 | 4492 | 5349 | 6369 |
|   | <b>OVERALL DIMENSIONS</b>                                |                           |   | <b>SEAT DIMENSIONS</b> |                        |      | <b>BACK DIMENSIONS</b> |                        |      |      |      |      |      |      |
|   | W  | D                         | H   | W                      | D                      | H    | W                      | H                      |      |      |      |      |      |      |
|   | 37   | 37                        | 30.75   | 26                     | 26                     | 17.5 | 26                     | 13.5                   |      |      |      |      |      |      |
|   |  |                           |    |                        |                        |      |                        |                        |      |      |      |      |      |      |
|  <p><b>Large Lounge Chair - for 6'+ Tall Users</b><br/>COM Yardage: 5.50<br/>Freight Class: 250<br/>Product Weight (lbs.): 70<br/>Cubic Feet Per Carton: 24.25</p> |  | 7864                      | -   | -                      | -                      | -    | 2167                   | -                      | -    | 3163 | 3473 | 3969 | 4723 | 5622 |
|   | <b>OVERALL DIMENSIONS</b>                                |                           |   | <b>SEAT DIMENSIONS</b> |                        |      | <b>BACK DIMENSIONS</b> |                        |      |      |      |      |      |      |
|   | W  | D                         | H   | W                      | D                      | H    | W                      | H                      |      |      |      |      |      |      |
|   | 34   | 33                        | 30  | 23                     | 20                     | 19   | 23                     | 13.5                   |      |      |      |      |      |      |
|   |  |                           |    |                        |                        |      |                        |                        |      |      |      |      |      |      |
|  <p><b>Lounge Chair</b><br/>COM Yardage: 4.5<br/>Freight Class: 250<br/>Product Weight (lbs.): 67<br/>Cubic Feet Per Carton: 21</p>                              |  | 7875                      | -   | -                      | -                      | -    | 1601                   | 1738                   | 1990 | 2447 | 2704 | 3122 | 3756 | 4514 |
|   | <b>OVERALL DIMENSIONS</b>                                |                           |   | <b>SEAT DIMENSIONS</b> |                        |      | <b>BACK DIMENSIONS</b> |                        |      |      |      |      |      |      |
|   | W  | D                         | H   | W                      | D                      | H    | W                      | H                      |      |      |      |      |      |      |
|   | 30   | 31                        | 30  | 21                     | 19.5                   | 17.5 | 21                     | 12.5                   |      |      |      |      |      |      |
|   |  |                           |    |                        |                        |      |                        |                        |      |      |      |      |      |      |
|  <p><b>Lounge Chair w/Laminate Tablet</b><br/>COM Yardage: 4.5<br/>Freight Class: 250<br/>Product Weight (lbs.): 75<br/>Cubic Feet Per Carton: 22.5</p>          |  | 7875LTL<br>7875RTL        | -   | -                      | -                      | -    | 2401                   | 2539                   | 2798 | 3260 | 3523 | 3953 | 4601 | 5370 |
|   | <b>OVERALL DIMENSIONS</b>                                |                           |   | <b>SEAT DIMENSIONS</b> |                        |      | <b>BACK DIMENSIONS</b> |                        |      |      |      |      |      |      |
|   | W  | D                         | H   | W                      | D                      | H    | W                      | H                      |      |      |      |      |      |      |
|   | 31.5   | 33.5                      | 33.5  | 21                     | 19.5                   | 17.5 | 21                     | 12.5                   |      |      |      |      |      |      |
|   |  |                           |    |                        |                        |      |                        |                        |      |      |      |      |      |      |



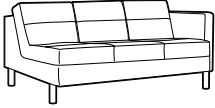
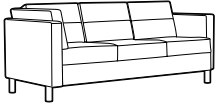
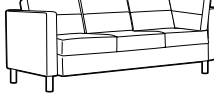



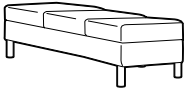
| DESCRIPTION  | FEATURES | MODEL#                       | STANDARD TEXTILE GRADES   |          |          |                        |          |          |                        |           |      |      |      |      |
|--|----------|------------------------------|---------------------------|----------|----------|------------------------|----------|----------|------------------------|-----------|------|------|------|------|
|  |          |                              | 1                         | 2        | 3        | 4                      | 5        | 6        | 7                      | 8         | 9    | 10   | 11   | 12   |
|  <p><b>Lounge Chair- Armless</b><br/>COM Yardage: 3<br/>Freight Class: 250<br/>Product Weight (lbs.): 45<br/>Cubic Feet Per Carton: 15.5</p>  |          | <b>7895</b>                  | -                         | -        | -        | -                      | 1603     | 1694     | 1856                   | 2150      | 2318 | 2589 | 2999 | 3490 |
|  |          |                              | <b>OVERALL DIMENSIONS</b> |          |          | <b>SEAT DIMENSIONS</b> |          |          | <b>BACK DIMENSIONS</b> |           |      |      |      |      |
|  |          |                              | <b>W</b>                  | <b>D</b> | <b>H</b> | <b>W</b>               | <b>D</b> | <b>H</b> | <b>W</b>               | <b>H</b>  |      |      |      |      |
|  |          |                              | 22                        | 31       | 30.75    | 21                     | 19.5     | 17.5     | 21                     | 14        |      |      |      |      |
|  |          |                              | <b>RTA 00</b>             |          |          |                        |          |          |                        |           |      |      |      |      |
|   <p><b>Lounge Chair- Single Arm</b><br/>COM Yardage: 4<br/>Freight Class: 250<br/>Product Weight (lbs.): 65<br/>Cubic Feet Per Carton: 21</p> |          | <b>7901L</b><br><b>7901R</b> | -                         | -        | -        | -                      | 1829     | 1939     | 2143                   | 2467      | 2715 | 2995 | 3568 | 4176 |
|  |          |                              | <b>OVERALL DIMENSIONS</b> |          |          | <b>SEAT DIMENSIONS</b> |          |          | <b>BACK DIMENSIONS</b> |           |      |      |      |      |
|  |          |                              | <b>W</b>                  | <b>D</b> | <b>H</b> | <b>H</b>               | <b>W</b> | <b>D</b> | <b>H</b>               | <b>WH</b> |      |      |      |      |
|  |          |                              | 26                        | 31       | 30       | 22                     | 19.5     | 17.5     | 22                     | 12.5      |      |      |      |      |
|  |          |                              | <b>RTA 00</b>             |          |          |                        |          |          |                        |           |      |      |      |      |
|  <p><b>Two Seat Sofa</b><br/>COM Yardage: 6.25<br/>Freight Class: 250<br/>Product Weight (lbs.): 125<br/>Cubic Feet Per Carton: 36</p>  |          | <b>7876</b>                  | -                         | -        | -        | -                      | 2159     | 2348     | 2695                   | 3324      | 3687 | 4267 | 5150 | 6204 |
|  |          |                              | <b>OVERALL DIMENSIONS</b> |          |          | <b>SEAT DIMENSIONS</b> |          |          | <b>BACK DIMENSIONS</b> |           |      |      |      |      |
|  |          |                              | <b>W</b>                  | <b>D</b> | <b>H</b> | <b>W</b>               | <b>D</b> | <b>H</b> | <b>W</b>               | <b>H</b>  |      |      |      |      |
|  |          |                              | 51.25                     | 31       | 30       | 42.5                   | 19.5     | 17.5     | 42.5                   | 12.5      |      |      |      |      |
|  |          |                              | <b>RTA 00</b>             |          |          |                        |          |          |                        |           |      |      |      |      |
|  <p><b>Two Seat Sofa - Armless</b><br/>COM Yardage: 5<br/>Freight Class: 250<br/>Product Weight (lbs.): 93<br/>Cubic Feet Per Carton: 36</p>  |          | <b>7896</b>                  | -                         | -        | -        | -                      | 1994     | 2140     | 2412                   | 2903      | 3181 | 3636 | 4319 | 5134 |
|  |          |                              | <b>OVERALL DIMENSIONS</b> |          |          | <b>SEAT DIMENSIONS</b> |          |          | <b>BACK DIMENSIONS</b> |           |      |      |      |      |
|  |          |                              | <b>W</b>                  | <b>D</b> | <b>H</b> | <b>W</b>               | <b>D</b> | <b>H</b> | <b>W</b>               | <b>H</b>  |      |      |      |      |
|  |          |                              | 43.25                     | 31       | 30.75    | 42.5                   | 19.5     | 17.5     | 42.5                   | 12.5      |      |      |      |      |
|  |          |                              | <b>RTA 00</b>             |          |          |                        |          |          |                        |           |      |      |      |      |
|  <p><b>Three Seat Sofa</b><br/>COM Yardage: 8.75<br/>Freight Class: 250<br/>Product Weight (lbs.): 163<br/>Cubic Feet Per Carton: 50.25</p>   |          | <b>7877</b>                  | -                         | -        | -        | -                      | 2717     | 2976     | 3469                   | 4353      | 4856 | 5671 | 6908 | 8377 |
|  |          |                              | <b>OVERALL DIMENSIONS</b> |          |          | <b>SEAT DIMENSIONS</b> |          |          | <b>BACK DIMENSIONS</b> |           |      |      |      |      |
|  |          |                              | <b>W</b>                  | <b>D</b> | <b>H</b> | <b>W</b>               | <b>D</b> | <b>H</b> | <b>W</b>               | <b>H</b>  |      |      |      |      |
|  |          |                              | 72.5                      | 31       | 30       | 63.5                   | 19.5     | 17.5     | 63.5                   | 12.5      |      |      |      |      |
|  |          |                              | <b>RTA 00</b>             |          |          |                        |          |          |                        |           |      |      |      |      |

| DESCRIPTION  | FEATURES                  | MODEL#      | STANDARD TEXTILE GRADES |                        |   |   |                        |      |      |      |      |      |      |      |  |
|--|---------------------------|-------------|-------------------------|------------------------|---|---|------------------------|------|------|------|------|------|------|------|--|
|  |                           |             | 1                       | 2                      | 3 | 4 | 5                      | 6    | 7    | 8    | 9    | 10   | 11   | 12   |  |
|  <p><b>Three Seat Sofa - Armless</b><br/>COM Yardage: 7.25<br/>Freight Class: 250<br/>Product Weight (lbs.): 131<br/>Cubic Feet Per Carton: 50.25</p> |                           | <b>7897</b> | -                       | -                      | - | - | 2625                   | 2834 | 3232 | 3939 | 4344 | 5000 | 5993 | 7178 |  |
|  | <b>OVERALL DIMENSIONS</b> |             |                         | <b>SEAT DIMENSIONS</b> |   |   | <b>BACK DIMENSIONS</b> |      |      |      |      |      |      |      |  |
|  | W D H                     |             |                         | W D H                  |   |   | W H                    |      |      |      |      |      |      |      |  |
|  | 64.5 31 30.75             |             |                         | 63.5 19.5 17.5         |   |   | 63.5 12.5              |      |      |      |      |      |      |      |  |
|  |                           |             | <b>RTA 00</b>           |                        |   |   |                        |      |      |      |      |      |      |      |  |

| DESCRIPTION  | FEATURES                  | MODEL#      | STANDARD TEXTILE GRADES   |                        |   |   |                        |     |     |     |     |      |      |      |  |
|--|---------------------------|-------------|---|------------------------|---|---|------------------------|-----|-----|-----|-----|------|------|------|--|
|  |                           |             | 1   | 2                      | 3 | 4 | 5                      | 6   | 7   | 8   | 9   | 10   | 11   | 12   |  |
|  <p><b>Ottoman</b><br/>COM Yardage: 1.5<br/>Freight Class: 250<br/>Product Weight (lbs.): 27<br/>Cubic Feet Per Carton: 7.5</p> |                           | <b>7879</b> | -   | -                      | - | - | 620                    | 668 | 752 | 907 | 995 | 1141 | 1355 | 1611 |  |
|  | <b>OVERALL DIMENSIONS</b> |             |   | <b>SEAT DIMENSIONS</b> |   |   | <b>BACK DIMENSIONS</b> |     |     |     |     |      |      |      |  |
|  | W D H                     |             |   | W D H                  |   |   | W H                    |     |     |     |     |      |      |      |  |
|  | 22 22 17                  |             |   | -                      |   |   | 17                     |     |     |     |     |      |      |      |  |
|  |                           |             | <b>RTA 00</b>   |                        |   |   |                        |     |     |     |     |      |      |      |  |

| DESCRIPTION  | FEATURES                  | MODEL#      | STANDARD TEXTILE GRADES  |                        |   |   |                        |   |   |   |   |    |    |    |  |
|--|---------------------------|-------------|--|------------------------|---|---|------------------------|---|---|---|---|----|----|----|--|
|  |                           |             | 1  | 2                      | 3 | 4 | 5                      | 6 | 7 | 8 | 9 | 10 | 11 | 12 |  |
|  <p><b>End Table, Laminate</b><br/>COM Yardage: N/A<br/>Freight Class: 100<br/>Product Weight (lbs.): 53<br/>Cubic Feet Per Carton: 6</p> |                           | <b>7885</b> | 873  | -                      | - | - | -                      | - | - | - | - | -  | -  | -  |  |
|  | <b>OVERALL DIMENSIONS</b> |             |  | <b>SEAT DIMENSIONS</b> |   |   | <b>BACK DIMENSIONS</b> |   |   |   |   |    |    |    |  |
|  | W D H                     |             |  | W D H                  |   |   | W H                    |   |   |   |   |    |    |    |  |
|  | 20 24 20                  |             |  | -                      |   |   | -                      |   |   |   |   |    |    |    |  |
|  |                           |             | <b>RTA 1</b>   |                        |   |   |                        |   |   |   |   |    |    |    |  |

| DESCRIPTION   | FEATURES                  | MODEL#      | STANDARD TEXTILE GRADES |                        |   |   |                        |   |   |   |   |    |    |    |  |
|---|---------------------------|-------------|-------------------------|------------------------|---|---|------------------------|---|---|---|---|----|----|----|--|
|   |                           |             | 1                       | 2                      | 3 | 4 | 5                      | 6 | 7 | 8 | 9 | 10 | 11 | 12 |  |
|  <p><b>Coffee Table Rectangular</b><br/>COM Yardage: N/A<br/>Freight Class: 100<br/>Product Weight (lbs.): 60<br/>Cubic Feet Per Carton: 6.5</p> |                           | <b>7887</b> | 911                     | -                      | - | - | -                      | - | - | - | - | -  | -  | -  |  |
|   | <b>OVERALL DIMENSIONS</b> |             |                         | <b>SEAT DIMENSIONS</b> |   |   | <b>BACK DIMENSIONS</b> |   |   |   |   |    |    |    |  |
|   | W D H                     |             |                         | W D H                  |   |   | W H                    |   |   |   |   |    |    |    |  |
|   | 40 20 15                  |             |                         | -                      |   |   | -                      |   |   |   |   |    |    |    |  |
|   |                           |             | <b>RTA 1</b>            |                        |   |   |                        |   |   |   |   |    |    |    |  |

| DESCRIPTION  | FEATURES  | MODEL#                                 | STANDARD TEXTILE GRADES   |   |   |  |  |      |                                      |                                      |      |      |      |      |
|--|---|--|---|---|---|--|--|------|--------------------------------------|--------------------------------------|------|------|------|------|
|  |   |  | 1   | 2   | 3 | 4                                      | 5                                      | 6    | 7                                    | 8                                    | 9    | 10   | 11   | 12   |
| <br><b>7890LNB</b>  | <br><b>7890RNB</b>                             | <b>7890LNB</b><br><b>7890RNB</b>       | -   | -   | - | -                                      | 2251                                   | 2410 | 2711                                 | 3252                                 | 3557 | 4056 | 4812 | 5714 |
|  |   |  | <b>OVERALL DIMENSIONS</b><br><b>W D H</b>   |   |   | <b>SEAT DIMENSIONS</b><br><b>W D H</b> |  |      | <b>BACK DIMENSIONS</b><br><b>W H</b> |                                      |      |      |      |      |
| <b>Two Seat Sofa - No Connector</b><br>COM Yardage: 5.25<br>Freight Class: 250<br>Product Weight (lbs.): 107<br>Cubic Feet Per Carton: 36      |   |  | **Intended to be free standing.<br>No connecting hardware.  |   |   |  |  |      |                                      |                                      |      |      |      |      |
|  |   |  | <div style="border: 1px solid black; padding: 2px; display: inline-block;">RTA 00</div>   |   |   |  |  |      |                                      |                                      |      |      |      |      |
| <br><b>7891LNB</b>  | <br><b>7891RNB</b>  | <b>7891LNB</b><br><b>7891RNB</b>       | -   | -   | - | -                                      | 3007                                   | 3216 | 3614                                 | 4321                                 | 4726 | 5382 | 6375 | 7560 |
|  |   |  | <b>OVERALL DIMENSIONS</b><br><b>W D H</b>   |   |   | <b>SEAT DIMENSIONS</b><br><b>W D H</b> |  |      | <b>BACK DIMENSIONS</b><br><b>W H</b> |                                      |      |      |      |      |
| <b>Three Seat Sofa - No Connector</b><br>COM Yardage: 7.25<br>Freight Class: 250<br>Product Weight (lbs.): 138<br>Cubic Feet Per Carton: 50.25 |   |  | **Intended to be free standing.<br>No connecting hardware.  |   |   |  |  |      |                                      |                                      |      |      |      |      |
|  |   |  | <div style="border: 1px solid black; padding: 2px; display: inline-block;">RTA 00</div>   |   |   |  |  |      |                                      |                                      |      |      |      |      |
| <br><b>7891L-RCNB</b>  | <br><b>7891R-RCNB</b>                         | <b>7891L-RCNB</b><br><b>7891R-RCNB</b> | -   | -   | - | -                                      | 3622                                   | 3877 | 4365                                 | 5238                                 | 5737 | 6545 | 7767 | 9226 |
|  |   |  | <b>OVERALL DIMENSIONS</b><br><b>W D H</b>   |   |   | <b>SEAT DIMENSIONS</b><br><b>W D H</b> |  |      | <b>BACK DIMENSIONS</b><br><b>W H</b> |                                      |      |      |      |      |
| <b>Three Seat Sofa - No Connector</b><br>COM Yardage: 8.5<br>Freight Class: 250<br>Product Weight (lbs.): 154<br>Cubic Feet Per Carton: 55.5   |   |  | **Intended to be free standing.<br>No connecting hardware.  |   |   |  |  |      |                                      |                                      |      |      |      |      |
|  |   |  | <div style="border: 1px solid black; padding: 2px; display: inline-block;">RTA 00</div>   |   |   |  |  |      |                                      |                                      |      |      |      |      |
|   |   |  | -   | -   | - | -                                      | 1230                                   | 1300 | 1427                                 | 1662                                 | 1793 | 2005 | 2329 | 2717 |
|  | <b>Two Seat Bench</b><br>COM Yardage: 2.25<br>Freight Class: 250<br>Product Weight (lbs.): 42<br>Cubic Feet Per Carton: 11.5    |  |   | <b>OVERALL DIMENSIONS</b><br><b>W D H</b> |   |  | <b>SEAT DIMENSIONS</b><br><b>W D H</b> |      |                                      | <b>BACK DIMENSIONS</b><br><b>W H</b> |      |      |      |      |
|  |   |  | **Intended to be free standing.<br>No connecting hardware.  |   |   |  |  |      |                                      |                                      |      |      |      |      |
|  |   |  | <div style="border: 1px solid black; padding: 2px; display: inline-block;">RTA 00</div> <div style="margin-left: 20px;">   </div> |   |   |  |  |      |                                      |                                      |      |      |      |      |
|   |   |  | -   | -   | - | -                                      | 1755                                   | 1872 | 2087                                 | 2470                                 | 2690 | 3051 | 3587 | 4229 |
|  | <b>Three Seat Bench</b><br>COM Yardage: 3.75<br>Freight Class: 250<br>Product Weight (lbs.): 62<br>Cubic Feet Per Carton: 16.75 |  |   | <b>OVERALL DIMENSIONS</b><br><b>W D H</b> |   |  | <b>SEAT DIMENSIONS</b><br><b>W D H</b> |      |                                      | <b>BACK DIMENSIONS</b><br><b>W H</b> |      |      |      |      |
|  |   |  | **Intended to be free standing.<br>No connecting hardware.  |   |   |  |  |      |                                      |                                      |      |      |      |      |
|  |   |  | <div style="border: 1px solid black; padding: 2px; display: inline-block;">RTA 00</div>   |   |   |  |  |      |                                      |                                      |      |      |      |      |

CITI™ SQUARE



model S7875LT



Sample Layout A - Models shown: S7875UC and S7911



Sample Layout B - Models shown: S7890RUC, S7862UC (2), S7897UC, S7890LUC and S7912

STANDARD FEATURES

- Fully upholstered lounge series with a complete range of sectional components for all applications. Proportions are compact, 31" and 33.5" deep so it works well in public spaces.
- All models have fixed, non-removable cushions.
- Upholstery options: fabric, vinyl and leather. Leather models may feature a horizontal stitch detail across the seat and/or back cushions if applicable.
- The 5 inch high leg frame for seating and occasional tables lightens the look, it is available in Tungsten (S1) as standard or optionally available in Black (S2) Please specify finish, no upcharge added.
- Casters are not available on this series.
- Arm height on all models is 25"
- Tablet arms are made from thermally fused laminate, measure 12"D x 16.5"W 3/4" thick. Available right hand seated (RT), left Hand seated (LT) or both right and left hand (LRT).
- Ganging Brackets are sold separately. Ganging brackets are to be used on armless seating if interconnection to another armless seating unit is required. Bench and ottomans only gang to other benches/ottomans, cannot gang with seating units.
- Brackets come with a template for installation: unless noted otherwise all armless skus are equipped with the steel on steel connectors to receive this bracket.
- Upholstery options: fabric, vinyl and leather. Leather models feature a horizontal stitch detail across the seat and/or back cushions if applicable.
- Check textile availability prior to specifying upholstery material.
- If you would like fabric/vinyl on the shell of the chair with leather seat and back cushions or other combinations, please complete "Multi Fabric" Form and submit with your order. Multi Fabric grade will apply.
- Measurement shown for weight is for one unit. Measurement for volume is per carton.

- (TFR) Frost
- (TIV) Cloud
- (TLA) Latte
- (TOA) Toast
- (TSH) Shadow
- (TSR) Scarlet
- (CHM) Chrome. Add \$217
- (TIN) Ink
- (TKA) Kalua
- (TMO) Mocha
- (TNE) Nevada
- (TSN) Sand
- (TTU) Tungsten

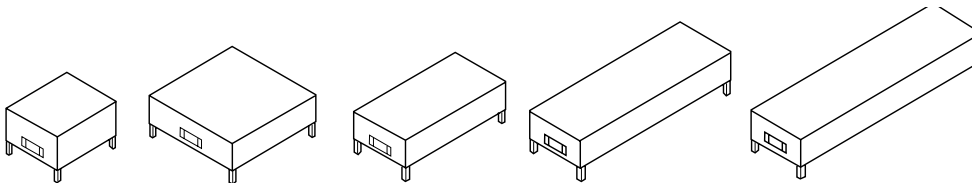
- (BCH) Brushed Chrome. Add \$317 for corner units. Add \$227 for single seat units. Add \$348 for two seat units. Add \$348 for three seat units. Add \$411 for four seat units.
- Laminate Tables and Tablet arms are made with high pressure laminate and are offered in the following finishes: Absolute Acajou (ACJ), Asian Night (ASN), Avant Cherry (AWC), Avant Honey (AWH), Black (BLK), Blizzard (BZD), Brushed Cobalt (BRC), Clear Maple (CMB), Custom Grey (CGY), Dark Espresso (DES), Designer White (DWT), Fashionista (FAS), First Class (FCL), Noce Biondo (NBL), Noce Grigio (NGL), Noce Leggero (NEL), Noce Medio (NML), Quartered Mahogany (QTM), Sheer Beauty (SBY), Storm Grey (SOG), Stonedust (SDT), Walnut Heights (WHE), White Chocolate (WHC) and Winter Cherry (WCR). Please Specify. Custom high pressure laminate finishes will be considered upon request.
- For high resilient, high density Ultracell foam on seat, specify (UC) after the model number. One Seater, add \$145. Two Seater, add \$284. Three Seater, add \$426, and Four Seater, add \$566
- Power/USB modules are available in the Citi Square tables. Each module includes a double power outlet and two USB terminals. It is equipped with a 6' long three-prong power cord with standard three prong plug. The Power monuments are available in Jet Black (J1) or White (W1). Add \$997 per unit. Please see Electrical Placement below for predetermined locations.

OPTIONAL FEATURES

- Seating and Table Leg Finishes**  
Metal legs are available in the following finishes:  
(TBL) Black (TBZ) Buzz Blue  
(TCC) Cactus (TCR) Carrot  
(TDJ) Dijon (TDW) Designer White  
(TEG) Eggplant (TFO) Fog

ELECTRICAL PLACEMENT

Coffee/End Tables: Predetermined Location is on the end/side of the unit J1 (black) or W1 (white).




|      |    |   |   |   |   |   |   |   |   |    |    |    |
|------|----|---|---|---|---|---|---|---|---|----|----|----|
|      | 1  | 2 | 3 | 4 | 5 | 6 | 7 | 8 | 9 | 10 | 11 | 12 |
| 7892 | 34 | - | - | - | - | - | - | - | - | -  | -  | -  |

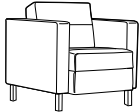



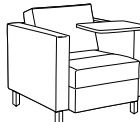
**Ganging Bracket**  
COM Yardage: N/A  
Freight Class: 70  
Product Weight (lbs.): 00.25  
Cubic Feet Per Carton: 00.01



Two brackets included.  
Only one set is needed per connection.



| OVERALL DIMENSIONS |      |   | SEAT DIMENSIONS |   |   | BACK DIMENSIONS |   |
|--------------------|------|---|-----------------|---|---|-----------------|---|
| W                  | D    | H | W               | D | H | W               | H |
| 0.5                | 3.87 | 2 | -               | - | - | -               | - |


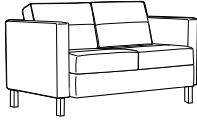
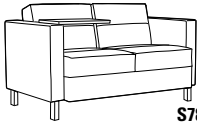
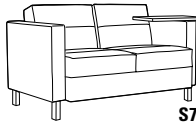
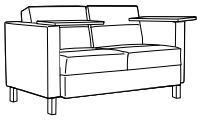


| DESCRIPTION   | FEATURES   | MODEL#       | STANDARD TEXTILE GRADES   |          |          |                        |          |          |                        |          |      |      |      |      |
|---|--|--------------|---------------------------|----------|----------|------------------------|----------|----------|------------------------|----------|------|------|------|------|
|   |  |              | 1                         | 2        | 3        | 4                      | 5        | 6        | 7                      | 8        | 9    | 10   | 11   | 12   |
| <br><b>Linking Corner Unit</b><br>COM Yardage: 6.25<br>Freight Class: 250<br>Product Weight (lbs.): 75<br>Cubic Feet Per Carton: 30.25 | No ganging hardware<br>Armless side(s) can be equipped<br>with ganging brackets, model 7892. | <b>S7862</b> | -                         | -        | -        | -                      | 2731     | 2937     | 3319                   | 3931     | 4399 | 4923 | 6003 | 7152 |
|   |  |              | <b>OVERALL DIMENSIONS</b> |          |          | <b>SEAT DIMENSIONS</b> |          |          | <b>BACK DIMENSIONS</b> |          |      |      |      |      |
|   |  |              | <b>W</b>                  | <b>D</b> | <b>H</b> | <b>W</b>               | <b>D</b> | <b>H</b> | <b>W</b>               | <b>H</b> |      |      |      |      |
|   |  |              | 37                        | 37       | 31       | 26                     | 26       | 17.5     | 26                     | 13.5     |      |      |      |      |
|   |  |              | <b>RTA 00</b>             |          |          |                        |          |          |                        |          |      |      |      |      |

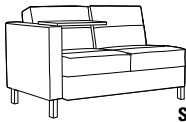


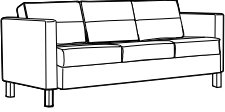
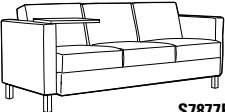
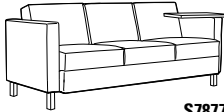
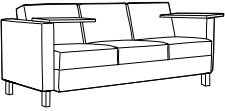
| DESCRIPTION  | FEATURES                 | MODEL#       | STANDARD TEXTILE GRADES   |          |          |                        |          |          |                        |          |      |      |      |      |
|--|--------------------------|--------------|---------------------------|----------|----------|------------------------|----------|----------|------------------------|----------|------|------|------|------|
|  |                          |              | 1                         | 2        | 3        | 4                      | 5        | 6        | 7                      | 8        | 9    | 10   | 11   | 12   |
| <br><b>Single Seat w/Arms</b><br>COM Yardage: 4.5<br>Freight Class: 250<br>Product Weight (lbs.): 81<br>Cubic Feet Per Carton: 21 | Free standing unit only. | <b>S7875</b> | -                         | -        | -        | -                      | 1930     | 2078     | 2356                   | 2795     | 3134 | 3513 | 4288 | 5114 |
|  |                          |              | <b>OVERALL DIMENSIONS</b> |          |          | <b>SEAT DIMENSIONS</b> |          |          | <b>BACK DIMENSIONS</b> |          |      |      |      |      |
|  |                          |              | <b>W</b>                  | <b>D</b> | <b>H</b> | <b>W</b>               | <b>D</b> | <b>H</b> | <b>W</b>               | <b>H</b> |      |      |      |      |
|  |                          |              | 30                        | 31       | 30       | 21                     | 19.5     | 17.5     | 21                     | 12.5     |      |      |      |      |
|  |                          |              | <b>RTA 00</b>             |          |          |                        |          |          |                        |          |      |      |      |      |

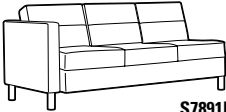
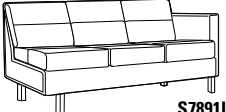
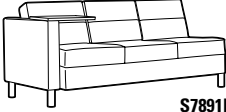
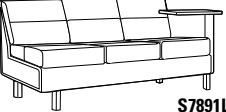

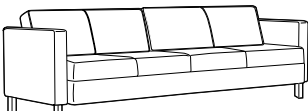
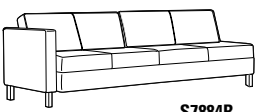
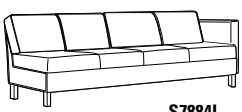
| DESCRIPTION   | FEATURES  | MODEL#                           | STANDARD TEXTILE GRADES   |          |          |                        |          |          |                        |          |      |      |      |      |
|---|---|----------------------------------|---------------------------|----------|----------|------------------------|----------|----------|------------------------|----------|------|------|------|------|
|   |   |                                  | 1                         | 2        | 3        | 4                      | 5        | 6        | 7                      | 8        | 9    | 10   | 11   | 12   |
|  <b>S7875RT</b><br> <b>S7875LT</b><br><b>Single Seat w/Arms &amp; Laminate Tablet</b><br>COM Yardage: 4.5<br>Freight Class: 250<br>Product Weight (lbs.): 89<br>Cubic Feet Per Carton: 22.5 | Free standing unit only.<br>Tablets are Right Hand Seated (RT)<br>or Left Hand Seated (LT). | <b>S7875RT</b><br><b>S7875LT</b> | -                         | -        | -        | -                      | 2583     | 2731     | 3009                   | 3448     | 3785 | 4166 | 4941 | 5767 |
|   |   |                                  | <b>OVERALL DIMENSIONS</b> |          |          | <b>SEAT DIMENSIONS</b> |          |          | <b>BACK DIMENSIONS</b> |          |      |      |      |      |
|   |   |                                  | <b>W</b>                  | <b>D</b> | <b>H</b> | <b>W</b>               | <b>D</b> | <b>H</b> | <b>W</b>               | <b>H</b> |      |      |      |      |
|   |   |                                  | 31.5                      | 33.5     | 30       | 21                     | 19.5     | 17.5     | 21                     | 12.5     |      |      |      |      |
|   |   |                                  | <b>RTA 00</b>             |          |          |                        |          |          |                        |          |      |      |      |      |

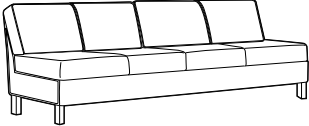
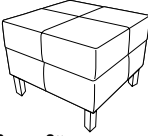
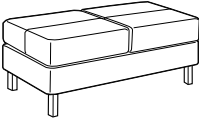
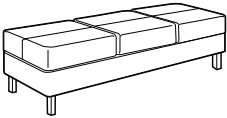

| DESCRIPTION  | FEATURES   | MODEL#                         | STANDARD TEXTILE GRADES   |          |          |                        |          |          |                        |          |      |      |      |      |
|--|--|--------------------------------|---------------------------|----------|----------|------------------------|----------|----------|------------------------|----------|------|------|------|------|
|  |  |                                | 1                         | 2        | 3        | 4                      | 5        | 6        | 7                      | 8        | 9    | 10   | 11   | 12   |
|  <b>S7901R</b><br> <b>S7901L</b><br><b>Single Seat w/One Arm</b><br>COM Yardage: 4<br>Freight Class: 250<br>Product Weight (lbs.): 65<br>Cubic Feet Per Carton: 21 | No ganging hardware.<br>Armless side can be equipped<br>with ganging brackets, model 7892.<br>Arms are Right Hand Seated (RT)<br>or Left Hand Seated (LT). | <b>S7901R</b><br><b>S7901L</b> | -                         | -        | -        | -                      | 1930     | 2047     | 2262                   | 2604     | 2865 | 3161 | 3765 | 4407 |
|  |  |                                | <b>OVERALL DIMENSIONS</b> |          |          | <b>SEAT DIMENSIONS</b> |          |          | <b>BACK DIMENSIONS</b> |          |      |      |      |      |
|  |  |                                | <b>W</b>                  | <b>D</b> | <b>H</b> | <b>W</b>               | <b>D</b> | <b>H</b> | <b>W</b>               | <b>H</b> |      |      |      |      |
|  |  |                                | 26                        | 31       | 30.75    | 21                     | 19.5     | 17.5     | 21                     | 12.5     |      |      |      |      |
|  |  |                                | <b>RTA 00</b>             |          |          |                        |          |          |                        |          |      |      |      |      |

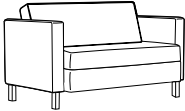
| DESCRIPTION  | FEATURES  | MODEL#                             | STANDARD TEXTILE GRADES   |          |          |                        |          |          |                        |          |      |      |      |      |
|--|---|------------------------------------|---------------------------|----------|----------|------------------------|----------|----------|------------------------|----------|------|------|------|------|
|  |   |                                    | 1                         | 2        | 3        | 4                      | 5        | 6        | 7                      | 8        | 9    | 10   | 11   | 12   |
|  <b>S7901RRT</b><br> <b>S7901LLT</b><br><b>Single Seat w/One Arm &amp; Laminate Tablet</b><br>COM Yardage: 4<br>Freight Class: 250<br>Product Weight (lbs.): 73<br>Cubic Feet Per Carton: 22.5 | No ganging hardware.<br>Armless side(s) can be equipped<br>with ganging brackets, model 7892.<br>Tablets are Arms are Right Hand Seated (RT)<br>or Left Hand Seated (LT). | <b>S7901RRT</b><br><b>S7901LLT</b> | -                         | -        | -        | -                      | 2583     | 2915     | 1783                   | 3257     | 3518 | 3814 | 4418 | 5060 |
|  |   |                                    | <b>OVERALL DIMENSIONS</b> |          |          | <b>SEAT DIMENSIONS</b> |          |          | <b>BACK DIMENSIONS</b> |          |      |      |      |      |
|  |   |                                    | <b>W</b>                  | <b>D</b> | <b>H</b> | <b>W</b>               | <b>D</b> | <b>H</b> | <b>W</b>               | <b>H</b> |      |      |      |      |
|  |   |                                    | 27.5                      | 31       | 30.75    | 21                     | 19.5     | 17.5     | 21                     | 12.5     |      |      |      |      |
|  |   |                                    | <b>RTA 00</b>             |          |          |                        |          |          |                        |          |      |      |      |      |


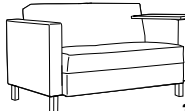
| DESCRIPTION  | FEATURES  | MODEL#                           | STANDARD TEXTILE GRADES   |          |          |                        |          |          |                        |          |      |      |      |      |
|--|---|----------------------------------|---------------------------|----------|----------|------------------------|----------|----------|------------------------|----------|------|------|------|------|
|  |   |                                  | 1                         | 2        | 3        | 4                      | 5        | 6        | 7                      | 8        | 9    | 10   | 11   | 12   |
|  <p><b>Armless Single Seat</b><br/>COM Yardage: 3<br/>Freight Class: 2250<br/>Product Weight (lbs.): 45<br/>Cubic Feet Per Carton: 15.5</p>   | <p>No ganging hardware.<br/>Armless side(s) can be equipped with ganging brackets, model 7892.</p>  | <b>S7895</b>                     | -                         | -        | -        | -                      | 1930     | 2030     | 2212                   | 2509     | 2733 | 2987 | 3504 | 4056 |
|  |   |                                  | <b>OVERALL DIMENSIONS</b> |          |          | <b>SEAT DIMENSIONS</b> |          |          | <b>BACK DIMENSIONS</b> |          |      |      |      |      |
|  |   |                                  | <b>W</b>                  | <b>D</b> | <b>H</b> | <b>W</b>               | <b>D</b> | <b>H</b> | <b>W</b>               | <b>H</b> |      |      |      |      |
|  |   |                                  | 22                        | 31       | 30.75    | 21                     | 18.5     | 17.5     | 21                     | 12.5     |      |      |      |      |
|  |   |                                  | <b>RTA 00</b>             |          |          |                        |          |          |                        |          |      |      |      |      |
|  <p><b>Two Seater w/Arms</b><br/>COM Yardage: 6.25<br/>Freight Class: 250<br/>Product Weight (lbs.): 122<br/>Cubic Feet Per Carton: 36</p>  | <p>Free standing unit only.</p>   | <b>S7876</b>                     | -                         | -        | -        | -                      | 2731     | 2937     | 3319                   | 3931     | 4399 | 4923 | 6003 | 7152 |
|  |   |                                  | <b>OVERALL DIMENSIONS</b> |          |          | <b>SEAT DIMENSIONS</b> |          |          | <b>BACK DIMENSIONS</b> |          |      |      |      |      |
|  |   |                                  | <b>W</b>                  | <b>D</b> | <b>H</b> | <b>W</b>               | <b>D</b> | <b>H</b> | <b>W</b>               | <b>H</b> |      |      |      |      |
|  |   |                                  | 51.25                     | 31       | 30       | 42.5                   | 19.5     | 17.5     | 42.5                   | 12.5     |      |      |      |      |
|  |   |                                  | <b>RTA 00</b>             |          |          |                        |          |          |                        |          |      |      |      |      |
|  <p><b>S7876RT</b></p>  <p><b>S7876LT</b></p> <p><b>Two Seater w/Arms &amp; Laminate Tablet</b><br/>COM Yardage: 6.25<br/>Freight Class: 250<br/>Product Weight (lbs.): 130<br/>Cubic Feet Per Carton: 41.25</p> | <p>Free standing unit only.<br/>Tablets are Right Hand Seated (RT) or Left Hand Seated (LT).</p>  | <b>S7876RT</b><br><b>S7876LT</b> | -                         | -        | -        | -                      | 3385     | 3589     | 3973                   | 4582     | 5053 | 5577 | 6657 | 7806 |
|  |   |                                  | <b>OVERALL DIMENSIONS</b> |          |          | <b>SEAT DIMENSIONS</b> |          |          | <b>BACK DIMENSIONS</b> |          |      |      |      |      |
|  |   |                                  | <b>W</b>                  | <b>D</b> | <b>H</b> | <b>W</b>               | <b>D</b> | <b>H</b> | <b>W</b>               | <b>H</b> |      |      |      |      |
|  |   |                                  | 52.75                     | 33.5     | 30       | 42.5                   | 19.5     | 17.5     | 42.5                   | 12.5     |      |      |      |      |
|  |   |                                  | <b>RTA 00</b>             |          |          |                        |          |          |                        |          |      |      |      |      |
|  <p><b>Two Seater w/Arms &amp; Laminate Tablets</b><br/>COM Yardage: 6.25<br/>Freight Class: 250<br/>Product Weight (lbs.): 138<br/>Cubic Feet Per Carton: 41.25</p>  | <p>Free standing unit only.<br/>With both Left and Right Tablets.</p>   | <b>S7876LRT</b>                  | -                         | -        | -        | -                      | 4040     | 4244     | 4628                   | 5237     | 5708 | 6232 | 7312 | 8461 |
|  |   |                                  | <b>OVERALL DIMENSIONS</b> |          |          | <b>SEAT DIMENSIONS</b> |          |          | <b>BACK DIMENSIONS</b> |          |      |      |      |      |
|  |   |                                  | <b>W</b>                  | <b>D</b> | <b>H</b> | <b>W</b>               | <b>D</b> | <b>H</b> | <b>W</b>               | <b>H</b> |      |      |      |      |
|  |   |                                  | 54.25                     | 33.5     | 30       | 42.5                   | 19.5     | 17.5     | 42.5                   | 12.5     |      |      |      |      |
|  |   |                                  | <b>RTA 00</b>             |          |          |                        |          |          |                        |          |      |      |      |      |
|  <p><b>S7890R</b></p>  <p><b>S7890L</b></p> <p><b>Two Seater w/One Arm</b><br/>COM Yardage: 5.25<br/>Freight Class: 250<br/>Product Weight (lbs.): 106<br/>Cubic Feet Per Carton: 36</p>                     | <p>No ganging hardware.<br/>Armless side can be equipped with ganging brackets, model 7892.<br/>Arms are Right Hand Seated (RT) or Left Hand Seated (LT).</p> | <b>S7890R</b><br><b>S7890L</b>   | -                         | -        | -        | -                      | 2536     | 2707     | 3029                   | 3543     | 3939 | 4381 | 5284 | 6251 |
|  |   |                                  | <b>OVERALL DIMENSIONS</b> |          |          | <b>SEAT DIMENSIONS</b> |          |          | <b>BACK DIMENSIONS</b> |          |      |      |      |      |
|  |   |                                  | <b>W</b>                  | <b>D</b> | <b>H</b> | <b>W</b>               | <b>D</b> | <b>H</b> | <b>W</b>               | <b>H</b> |      |      |      |      |
|  |   |                                  | 47.25                     | 31       | 30.75    | 42.5                   | 19.5     | 17.5     | 42.5                   | 13.25    |      |      |      |      |
|  |   |                                  | <b>RTA 00</b>             |          |          |                        |          |          |                        |          |      |      |      |      |

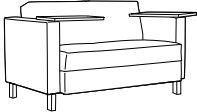
| DESCRIPTION   | FEATURES  | MODEL# | STANDARD TEXTILE GRADES  |      |       |   |   |      |      |  |      |       |  |       |  |
|---|---|--------|--|------|-------|---|---|------|------|--|------|-------|--|-------|--|
|   |   |        | 1  | 2    | 3     | 4 | 5   | 6    | 7    | 8  | 9    | 10    | 11   | 12    |  |
|  <p><b>S7890RRT</b></p>  |  <p><b>S7890LLT</b></p>  |        | -  | -    | -     | - | 3189  | 3360 | 3682 | 4196   | 4592 | 5033  | 5937   | 6903  |  |
|   |   |        | -  | -    | -     | - | 3189  | 3360 | 3682 | 4196   | 4592 | 5033  | 5937   | 6903  |  |
| <p><b>Two Seater w/One Arm and Laminate Tablet</b><br/>                     COM Yardage: 5.25<br/>                     Freight Class: 250<br/>                     Product Weight (lbs.): 114<br/>                     Cubic Feet Per Carton: 41.25</p> |   |        | <p>No ganging hardware.<br/>                     Armless side(s) can be equipped with ganging brackets, model 7892.<br/>                     Tablets are Arms are Right Hand Seated (RT) or Left Hand Seated (LT).</p> |      |       |   | <p><b>OVERALL DIMENSIONS</b><br/>                     W D H</p> |      |      | <p><b>SEAT DIMENSIONS</b><br/>                     W D H</p> |      |       | <p><b>BACK DIMENSIONS</b><br/>                     W H</p> |       |  |
|   |   |        | 48.75  | 33.5 | 30.75 |   | 42.5  | 19.5 | 17.5 |  | 42.5 | 13.25 |  |       |  |
|   |   |        | <b>RTA 00</b>  |      |       |   |   |      |      |  |      |       |  |       |  |
|  <p><b>S7896</b></p>   |   |        | -  | -    | -     | - | 2536  | 2701 | 3006 | 3497   | 3874 | 4294  | 5156   | 6074  |  |
|   |   |        | -  | -    | -     | - | 2536  | 2701 | 3006 | 3497   | 3874 | 4294  | 5156   | 6074  |  |
| <p><b>Armless Two Seater</b><br/>                     COM Yardage: 5<br/>                     Freight Class: 250<br/>                     Product Weight (lbs.): 43.25<br/>                     Cubic Feet Per Carton: 36</p>                           |   |        | <p>No ganging hardware.<br/>                     Armless side(s) can be equipped with ganging brackets, model 7892.</p>  |      |       |   | <p><b>OVERALL DIMENSIONS</b><br/>                     W D H</p> |      |      | <p><b>SEAT DIMENSIONS</b><br/>                     W D H</p> |      |       | <p><b>BACK DIMENSIONS</b><br/>                     W H</p> |       |  |
|   |   |        | 43.25  | 31   | 30.75 |   | 42.5  | 19.5 | 17.5 |  | 42.5 | 13.25 |  |       |  |
|   |   |        | <b>RTA 00</b>  |      |       |   |   |      |      |  |      |       |  |       |  |
|  <p><b>S7877</b></p>   |   |        | -  | -    | -     | - | 3536  | 3818 | 4356 | 5214   | 5871 | 6605  | 8113   | 9724  |  |
|   |   |        | -  | -    | -     | - | 3536  | 3818 | 4356 | 5214   | 5871 | 6605  | 8113   | 9724  |  |
| <p><b>Three Seater w/Arms</b><br/>                     COM Yardage: 8.75<br/>                     Freight Class: 250<br/>                     Product Weight (lbs.): 163<br/>                     Cubic Feet Per Carton: 50.25</p>                      |   |        | <p>Free standing unit only.</p>  |      |       |   | <p><b>OVERALL DIMENSIONS</b><br/>                     W D H</p> |      |      | <p><b>SEAT DIMENSIONS</b><br/>                     W D H</p> |      |       | <p><b>BACK DIMENSIONS</b><br/>                     W H</p> |       |  |
|   |   |        | 72.5   | 31   | 30    |   | 63.5  | 19.5 | 17.5 |  | 63.5 | 12.5  |  |       |  |
|   |   |        | <b>RTA 00</b>  |      |       |   |   |      |      |  |      |       |  |       |  |
|  <p><b>S7877RT</b></p>   |  <p><b>S7877LT</b></p> |        | -  | -    | -     | - | 4188  | 4469 | 5008 | 5866   | 6523 | 7257  | 8765   | 10376 |  |
|   |   |        | -  | -    | -     | - | 4188  | 4469 | 5008 | 5866   | 6523 | 7257  | 8765   | 10376 |  |
| <p><b>Three Seater w/Arms and Laminate Tablet</b><br/>                     COM Yardage: 8.75<br/>                     Freight Class: 250<br/>                     Product Weight (lbs.): 171<br/>                     Cubic Feet Per Carton: 55.5</p>   |   |        | <p>Free standing unit only.<br/>                     Tablets are Right Hand Seated (RT) or Left Hand Seated (LT).</p>  |      |       |   | <p><b>OVERALL DIMENSIONS</b><br/>                     W D H</p> |      |      | <p><b>SEAT DIMENSIONS</b><br/>                     W D H</p> |      |       | <p><b>BACK DIMENSIONS</b><br/>                     W H</p> |       |  |
|   |   |        | 74   | 33.5 | 30    |   | 63.5  | 19.5 | 17.5 |  | 63.5 | 12.5  |  |       |  |
|   |   |        | <b>RTA 00</b>  |      |       |   |   |      |      |  |      |       |  |       |  |
|  <p><b>S7877LRT</b></p>  |   |        | -  | -    | -     | - | 4841  | 5122 | 5661 | 6519   | 7176 | 7910  | 9418   | 11029 |  |
|   |   |        | -  | -    | -     | - | 4841  | 5122 | 5661 | 6519   | 7176 | 7910  | 9418   | 11029 |  |
| <p><b>Three Seater w/Arms and Laminate Tablets</b><br/>                     COM Yardage: 8.75<br/>                     Freight Class: 250<br/>                     Product Weight (lbs.): 250<br/>                     Cubic Feet Per Carton: 55.5</p>  |   |        | <p>Free standing unit only.<br/>                     With both Left and Right Tablets.</p>   |      |       |   | <p><b>OVERALL DIMENSIONS</b><br/>                     W D H</p> |      |      | <p><b>SEAT DIMENSIONS</b><br/>                     W D H</p> |      |       | <p><b>BACK DIMENSIONS</b><br/>                     W H</p> |       |  |
|   |   |        | 75.5   | 33.5 | 30    |   | 63.5  | 19.5 | 17.5 |  | 63.5 | 12.5  |  |       |  |
|   |   |        | <b>RTA 00</b>  |      |       |   |   |      |      |  |      |       |  |       |  |



| DESCRIPTION   | FEATURES  | MODEL#   | STANDARD TEXTILE GRADES   |          |          |                        |          |          |                        |          |   |    |    |    |  |
|---|---|--|---------------------------|----------|----------|------------------------|----------|----------|------------------------|----------|---|----|----|----|--|
|   |   |  | 1                         | 2        | 3        | 4                      | 5        | 6        | 7                      | 8        | 9 | 10 | 11 | 12 |  |
|  <p><b>S7891R</b></p> <p><b>Three Seater w/One Arm</b><br/>COM Yardage: 7.25<br/>Freight Class: 250<br/>Product Weight (lbs.): 147<br/>Cubic Feet Per Carton: 50.25</p>                      |  <p><b>S7891L</b></p> <p>No ganging hardware.<br/>Armless side can be equipped with ganging brackets, model 7892.<br/>Arms are Right Hand Seated (RT) or Left Hand Seated (LT) .</p>                 |  | 1                         | 2        | 3        | 4                      | 5        | 6        | 7                      | 8        | 9 | 10 | 11 | 12 |  |
|   |   | <p><b>S7891R</b></p> <p>-</p> <p>-</p> <p>-</p> <p>-</p> <p>3424</p> <p>3660</p> <p>4104</p> <p>4816</p> <p>5361</p> <p>5968</p> <p>7219</p> <p>8552</p>   |                           |          |          |                        |          |          |                        |          |   |    |    |    |  |
|   |   |  | <b>OVERALL DIMENSIONS</b> |          |          | <b>SEAT DIMENSIONS</b> |          |          | <b>BACK DIMENSIONS</b> |          |   |    |    |    |  |
|   |   |  | <b>W</b>                  | <b>D</b> | <b>H</b> | <b>W</b>               | <b>D</b> | <b>H</b> | <b>W</b>               | <b>H</b> |   |    |    |    |  |
|   |   |  | 68.5                      | 31       | 30.75    | 63.5                   | 19.5     | 17.5     | 63.5                   | 13.25    |   |    |    |    |  |
|   |   |  | <b>RTA 00</b>             |          |          |                        |          |          |                        |          |   |    |    |    |  |
|  <p><b>S7891RRT</b></p> <p><b>Three Seater w/One Arm and Laminate Tablet</b><br/>COM Yardage: 7.25<br/>Freight Class: 250<br/>Product Weight (lbs.): 155<br/>Cubic Feet Per Carton: 55.5</p> |  <p><b>S7891LLT</b></p> <p>No ganging hardware.<br/>Armless side(s) can be equipped with ganging brackets, model 7892.<br/>Tablets are Arms are Right Hand Seated (RT) or Left Hand Seated (LT).</p> |  | 1                         | 2        | 3        | 4                      | 5        | 6        | 7                      | 8        | 9 | 10 | 11 | 12 |  |
|   |   | <p><b>S7891RRT</b></p> <p>-</p> <p>-</p> <p>-</p> <p>-</p> <p>4077</p> <p>4313</p> <p>4756</p> <p>5469</p> <p>6014</p> <p>6621</p> <p>7872</p> <p>9205</p> |                           |          |          |                        |          |          |                        |          |   |    |    |    |  |
|   |   |  | <b>OVERALL DIMENSIONS</b> |          |          | <b>SEAT DIMENSIONS</b> |          |          | <b>BACK DIMENSIONS</b> |          |   |    |    |    |  |
|   |   |  | <b>W</b>                  | <b>D</b> | <b>H</b> | <b>W</b>               | <b>D</b> | <b>H</b> | <b>W</b>               | <b>H</b> |   |    |    |    |  |
|   |   |  | 70                        | 33.5     | 30.75    | 63.5                   | 19.5     | 17.5     | 63.5                   | 13.25    |   |    |    |    |  |
|   |   |  | <b>RTA 00</b>             |          |          |                        |          |          |                        |          |   |    |    |    |  |
|  <p><b>S7897</b></p> <p><b>Armless Three Seater</b><br/>COM Yardage: 7.25<br/>Freight Class: 250<br/>Product Weight (lbs.): 131<br/>Cubic Feet Per Carton: 50.25</p>                         | <p>No ganging hardware.<br/>Armless side(s) can be equipped with ganging brackets, model 7892.</p>  |  | 1                         | 2        | 3        | 4                      | 5        | 6        | 7                      | 8        | 9 | 10 | 11 | 12 |  |
|   |   | <p><b>S7897</b></p> <p>-</p> <p>-</p> <p>-</p> <p>-</p> <p>3424</p> <p>3660</p> <p>4104</p> <p>4816</p> <p>5361</p> <p>5968</p> <p>7219</p> <p>8552</p>    |                           |          |          |                        |          |          |                        |          |   |    |    |    |  |
|   |   |  | <b>OVERALL DIMENSIONS</b> |          |          | <b>SEAT DIMENSIONS</b> |          |          | <b>BACK DIMENSIONS</b> |          |   |    |    |    |  |
|   |   |  | <b>W</b>                  | <b>D</b> | <b>H</b> | <b>W</b>               | <b>D</b> | <b>H</b> | <b>W</b>               | <b>H</b> |   |    |    |    |  |
|   |   |  | 64.5                      | 31       | 30.75    | 63.5                   | 19.5     | 17.5     | 63.5                   | 13.25    |   |    |    |    |  |
|   |   |  | <b>RTA 00</b>             |          |          |                        |          |          |                        |          |   |    |    |    |  |
|  <p><b>S7884</b></p> <p><b>Four Seater w/Arms</b><br/>COM Yardage: 10.25<br/>Freight Class: 250<br/>Product Weight (lbs.): 204<br/>Cubic Feet Per Carton: 69</p>                           | <p>Free standing unit only.</p>   |  | 1                         | 2        | 3        | 4                      | 5        | 6        | 7                      | 8        | 9 | 10 | 11 | 12 |  |
|   |   | <p><b>S7884</b></p> <p>-</p> <p>-</p> <p>-</p> <p>-</p> <p>5201</p> <p>5533</p> <p>6162</p> <p>7164</p> <p>7935</p> <p>8795</p> <p>10562</p> <p>12448</p>  |                           |          |          |                        |          |          |                        |          |   |    |    |    |  |
|   |   |  | <b>OVERALL DIMENSIONS</b> |          |          | <b>SEAT DIMENSIONS</b> |          |          | <b>BACK DIMENSIONS</b> |          |   |    |    |    |  |
|   |   |  | <b>W</b>                  | <b>D</b> | <b>H</b> | <b>W</b>               | <b>D</b> | <b>H</b> | <b>W</b>               | <b>H</b> |   |    |    |    |  |
|   |   |  | 93.5                      | 31       | 30       | 84                     | 19.5     | 17.5     | 84                     | 12.5     |   |    |    |    |  |
|   |   |  | <b>RTA 00</b>             |          |          |                        |          |          |                        |          |   |    |    |    |  |
|  <p><b>S7884R</b></p> <p><b>Four Seater w/One Arm</b><br/>COM Yardage: 9.5<br/>Freight Class: 250<br/>Product Weight (lbs.): 188<br/>Cubic Feet Per Carton: 69</p>                         |  <p><b>S7884L</b></p> <p>No ganging hardware.<br/>Armless side can be equipped with ganging brackets, model 7892.<br/>Arms are Right Hand Seated (RT) or Left Hand Seated (LT) .</p>               |  | 1                         | 2        | 3        | 4                      | 5        | 6        | 7                      | 8        | 9 | 10 | 11 | 12 |  |
|   |   | <p><b>S7884R</b></p> <p>-</p> <p>-</p> <p>-</p> <p>-</p> <p>5089</p> <p>5394</p> <p>5979</p> <p>6906</p> <p>7624</p> <p>8420</p> <p>10057</p> <p>11806</p> |                           |          |          |                        |          |          |                        |          |   |    |    |    |  |
|   |   |  | <b>OVERALL DIMENSIONS</b> |          |          | <b>SEAT DIMENSIONS</b> |          |          | <b>BACK DIMENSIONS</b> |          |   |    |    |    |  |
|   |   |  | <b>W</b>                  | <b>D</b> | <b>H</b> | <b>W</b>               | <b>D</b> | <b>H</b> | <b>W</b>               | <b>H</b> |   |    |    |    |  |
|   |   |  | 89.5                      | 31       | 30.75    | 84                     | 19.5     | 17.5     | 84                     | 12.5     |   |    |    |    |  |
|   |   |  | <b>RTA 00</b>             |          |          |                        |          |          |                        |          |   |    |    |    |  |



| DESCRIPTION  | FEATURES   | MODEL#         | STANDARD TEXTILE GRADES   |          |          |                        |          |          |                        |          |      |      |      |       |
|--|--|----------------|---------------------------|----------|----------|------------------------|----------|----------|------------------------|----------|------|------|------|-------|
|  |  |                | 1                         | 2        | 3        | 4                      | 5        | 6        | 7                      | 8        | 9    | 10   | 11   | 12    |
|  <p><b>Armless Four Seater</b><br/>COM Yardage: 8.75<br/>Freight Class: 250<br/>Product Weight (lbs.): 172<br/>Cubic Feet Per Carton: 61.5</p>                | <p>No ganging hardware.<br/>Armless side(s) can be equipped with ganging brackets, model 7892.</p>                             | <b>S7884NA</b> | -                         | -        | -        | -                      | 5089     | 5370     | 5909                   | 6767     | 7424 | 8158 | 9666 | 11277 |
|  |  |                | <b>OVERALL DIMENSIONS</b> |          |          | <b>SEAT DIMENSIONS</b> |          |          | <b>BACK DIMENSIONS</b> |          |      |      |      |       |
|  |  |                | <b>W</b>                  | <b>D</b> | <b>H</b> | <b>W</b>               | <b>D</b> | <b>H</b> | <b>W</b>               | <b>H</b> |      |      |      |       |
|  |  |                | 85.5                      | 31       | 30.75    | 84                     | 19.5     | 17.5     | 84                     | 12.5     |      |      |      |       |
|  |  |                | <b>RTA 00</b>             |          |          |                        |          |          |                        |          |      |      |      |       |
|  <p><b>Square Ottoman</b><br/>COM Yardage: 1.5<br/>Freight Class: 250<br/>Product Weight (lbs.): 27<br/>Cubic Feet Per Carton: 7.5</p>                        | <p>No ganging hardware.<br/>Side(s) can be equipped with ganging brackets, model 7892.<br/>Does not gang to seating units.</p> | <b>S7879</b>   | -                         | -        | -        | -                      | 801      | 852      | 946                    | 1094     | 1208 | 1332 | 1592 | 1866  |
|  |  |                | <b>OVERALL DIMENSIONS</b> |          |          | <b>SEAT DIMENSIONS</b> |          |          | <b>BACK DIMENSIONS</b> |          |      |      |      |       |
|  |  |                | <b>W</b>                  | <b>D</b> | <b>H</b> | <b>W</b>               | <b>D</b> | <b>H</b> | <b>W</b>               | <b>H</b> |      |      |      |       |
|  |  |                | 22                        | 22       | 17       | -                      | -        | 17       | -                      | -        |      |      |      |       |
|  |  |                | <b>RTA 00</b>             |          |          |                        |          |          |                        |          |      |      |      |       |
|  <p><b>Two Seater Bench</b><br/>COM Yardage: 2.25<br/>Freight Class: 250<br/>Product Weight (lbs.): 42<br/>Cubic Feet Per Carton: 11.5</p>                    | <p>No ganging hardware.<br/>Side(s) can be equipped with ganging brackets, model 7892.<br/>Does not gang to seating units.</p> | <b>S7893</b>   | -                         | -        | -        | -                      | 1539     | 1615     | 1756                   | 1974     | 2146 | 2333 | 2720 | 3135  |
|  |  |                | <b>OVERALL DIMENSIONS</b> |          |          | <b>SEAT DIMENSIONS</b> |          |          | <b>BACK DIMENSIONS</b> |          |      |      |      |       |
|  |  |                | <b>W</b>                  | <b>D</b> | <b>H</b> | <b>W</b>               | <b>D</b> | <b>H</b> | <b>W</b>               | <b>H</b> |      |      |      |       |
|  |  |                | 43                        | 21.5     | 17       | -                      | -        | 17       | -                      | -        |      |      |      |       |
|  |  |                | <b>RTA 00</b>             |          |          |                        |          |          |                        |          |      |      |      |       |
|  <p><b>Three Seater Bench</b><br/>COM Yardage: 3.75<br/>Freight Class: 250<br/>Product Weight (lbs.): 62<br/>Cubic Feet Per Carton: 16.75</p>               | <p>No ganging hardware.<br/>Side(s) can be equipped with ganging brackets, model 7892.<br/>Does not gang to seating units.</p> | <b>S7894</b>   | -                         | -        | -        | -                      | 2191     | 2316     | 2546                   | 2912     | 3195 | 3509 | 4155 | 4845  |
|  |  |                | <b>OVERALL DIMENSIONS</b> |          |          | <b>SEAT DIMENSIONS</b> |          |          | <b>BACK DIMENSIONS</b> |          |      |      |      |       |
|  |  |                | <b>W</b>                  | <b>D</b> | <b>H</b> | <b>W</b>               | <b>D</b> | <b>H</b> | <b>W</b>               | <b>H</b> |      |      |      |       |
|  |  |                | 64.5                      | 21.5     | 17       | -                      | -        | 17       | -                      | -        |      |      |      |       |
|  |  |                | <b>RTA 00</b>             |          |          |                        |          |          |                        |          |      |      |      |       |
|  <p><b>Two Seater Bench - Single Cushion</b><br/>COM Yardage: 2.25<br/>Freight Class: 250<br/>Product Weight (lbs.): 42<br/>Cubic Feet Per Carton: 11.5</p> | <p>No ganging hardware.<br/>Side(s) can be equipped with ganging brackets, model 7892.<br/>Does not gang to seating units.</p> | <b>S7905</b>   | -                         | -        | -        | -                      | 1210     | 1286     | 1427                   | 1645     | 1813 | 2004 | 2391 | 2806  |
|  |  |                | <b>OVERALL DIMENSIONS</b> |          |          | <b>SEAT DIMENSIONS</b> |          |          | <b>BACK DIMENSIONS</b> |          |      |      |      |       |
|  |  |                | <b>W</b>                  | <b>D</b> | <b>H</b> | <b>W</b>               | <b>D</b> | <b>H</b> | <b>W</b>               | <b>H</b> |      |      |      |       |
|  |  |                | 43                        | 21.5     | 17       | -                      | -        | 17       | -                      | -        |      |      |      |       |
|  |  |                | <b>RTA 00</b>             |          |          |                        |          |          |                        |          |      |      |      |       |


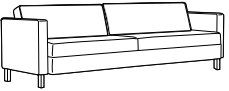
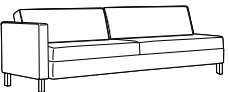
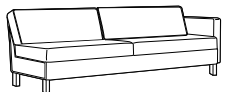
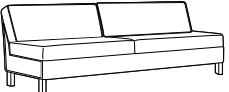
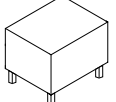
| DESCRIPTION   | FEATURES                 | MODEL#             | STANDARD TEXTILE GRADES |    |                 |      |      |                 |      |      |      |      |      |      |  |
|---|--------------------------|--------------------|-------------------------|----|-----------------|------|------|-----------------|------|------|------|------|------|------|--|
|   |                          |                    | 1                       | 2  | 3               | 4    | 5    | 6               | 7    | 8    | 9    | 10   | 11   | 12   |  |
|  <p><b>Two Seater w/Arms - Single Cushion</b><br/>                     COM Yardage: 6.5<br/>                     Freight Class: 250<br/>                     Product Weight (lbs.): 122<br/>                     Cubic Feet Per Carton: 36</p> | Free standing unit only. | <b>S7902</b>       | -                       | -  | -               | -    | 2731 | 2937            | 3319 | 3931 | 4399 | 4923 | 6003 | 7152 |  |
|   |                          | OVERALL DIMENSIONS |                         |    | SEAT DIMENSIONS |      |      | BACK DIMENSIONS |      |      |      |      |      |      |  |
|   |                          | W                  | D                       | H  | W               | D    | H    | W               | H    |      |      |      |      |      |  |
|   |                          |                    | 51.25                   | 31 | 30              | 42.5 | 19.5 | 17.5            | 42.5 | 12.5 |      |      |      |      |  |
|   |                          |                    | <b>RTA 00</b>           |    |                 |      |      |                 |      |      |      |      |      |      |  |

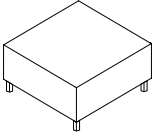
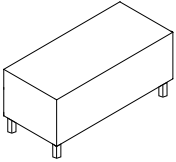
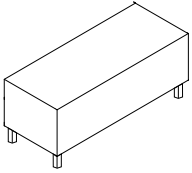
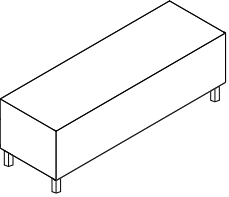
| DESCRIPTION  | FEATURES   | MODEL#             | STANDARD TEXTILE GRADES |      |                 |      |      |                 |      |       |      |      |      |      |  |
|--|--|--------------------|-------------------------|------|-----------------|------|------|-----------------|------|-------|------|------|------|------|--|
|  |  |                    | 1                       | 2    | 3               | 4    | 5    | 6               | 7    | 8     | 9    | 10   | 11   | 12   |  |
|  <p><b>S7902RT</b></p>  <p><b>S3385</b></p> <p><b>Two Seater w/Arms &amp; Lam. Tablet - Single Cushion</b><br/>                     COM Yardage: 5.25<br/>                     Freight Class: 250<br/>                     Product Weight (lbs.): 114<br/>                     Cubic Feet Per Carton: 36</p> | Free standing unit only.<br>Tablets are Right Hand Seated (RT) or Left Hand Seated (LT). | <b>S7902RT</b>     | -                       | -    | -               | -    | 3385 | 2684            | 2684 | 4631  | 2684 | 5667 | 6787 | 7983 |  |
|  |  | <b>S7902LT</b>     | -                       | -    | -               | -    | 3385 | 2684            | 2684 | 4631  | 2684 | 5667 | 6787 | 7983 |  |
|  |  | OVERALL DIMENSIONS |                         |      | SEAT DIMENSIONS |      |      | BACK DIMENSIONS |      |       |      |      |      |      |  |
| W  | D  | H                  | W                       | D    | H               | W    | H    |                 |      |       |      |      |      |      |  |
|  |  |                    | 48.75                   | 33.5 | 30.75           | 42.5 | 19.5 | 17.5            | 42.5 | 13.25 |      |      |      |      |  |
|  |  |                    | <b>RTA 00</b>           |      |                 |      |      |                 |      |       |      |      |      |      |  |

| DESCRIPTION   | FEATURES  | MODEL#             | STANDARD TEXTILE GRADES |      |                 |      |      |                 |      |      |      |      |      |      |  |
|---|---|--------------------|-------------------------|------|-----------------|------|------|-----------------|------|------|------|------|------|------|--|
|   |   |                    | 1                       | 2    | 3               | 4    | 5    | 6               | 7    | 8    | 9    | 10   | 11   | 12   |  |
|  <p><b>Two Seater w/Arms &amp; Lam. Tablets - Single Cushion</b><br/>                     COM Yardage: 6.5<br/>                     Freight Class: 250<br/>                     Product Weight (lbs.): 127<br/>                     Cubic Feet Per Carton: 41.25</p> | Free standing unit only.<br>With both Left and Right Tablets. | <b>S7902LRT</b>    | -                       | -    | -               | -    | 4040 | 4250            | 4652 | 5286 | 5777 | 6322 | 7442 | 8638 |  |
|   |   | OVERALL DIMENSIONS |                         |      | SEAT DIMENSIONS |      |      | BACK DIMENSIONS |      |      |      |      |      |      |  |
|   |   | W                  | D                       | H    | W               | D    | H    | W               | H    |      |      |      |      |      |  |
|   |   |                    | 54.25                   | 33.5 | 30              | 42.5 | 19.5 | 17.5            | 42.5 | 12.5 |      |      |      |      |  |
|   |   |                    | <b>RTA 00</b>           |      |                 |      |      |                 |      |      |      |      |      |      |  |

| DESCRIPTION   | FEATURES   | MODEL#             | STANDARD TEXTILE GRADES |    |                 |      |      |                 |      |       |      |      |      |      |  |
|---|--|--------------------|-------------------------|----|-----------------|------|------|-----------------|------|-------|------|------|------|------|--|
|   |  |                    | 1                       | 2  | 3               | 4    | 5    | 6               | 7    | 8     | 9    | 10   | 11   | 12   |  |
|  <p><b>S7902R</b></p>  <p><b>S7902L</b></p> <p><b>Two Seater w/One Arm - Single Cushion</b><br/>                     COM Yardage: 5.25<br/>                     Freight Class: 250<br/>                     Product Weight (lbs.): 114<br/>                     Cubic Feet Per Carton: 36</p> | No ganging hardware.<br>Armless side can be equipped with ganging brackets, model 7892.<br>Arms are Right Hand Seated (RT) or Left Hand Seated (LT). | <b>S7902R</b>      | -                       | -  | -               | -    | 2536 | 2707            | 3029 | 3543  | 3939 | 4381 | 5284 | 6251 |  |
|   |  | <b>S7902L</b>      | -                       | -  | -               | -    | 2536 | 2707            | 3029 | 3543  | 3939 | 4381 | 5284 | 6251 |  |
|   |  | OVERALL DIMENSIONS |                         |    | SEAT DIMENSIONS |      |      | BACK DIMENSIONS |      |       |      |      |      |      |  |
| W   | D  | H                  | W                       | D  | H               | W    | H    |                 |      |       |      |      |      |      |  |
|   |  |                    | 47.25                   | 31 | 30.75           | 42.5 | 19.5 | 17.5            | 42.5 | 13.25 |      |      |      |      |  |
|   |  |                    | <b>RTA 00</b>           |    |                 |      |      |                 |      |       |      |      |      |      |  |

| DESCRIPTION  | FEATURES   | MODEL#             | STANDARD TEXTILE GRADES |      |                 |      |      |                 |      |       |      |      |      |      |  |
|--|--|--------------------|-------------------------|------|-----------------|------|------|-----------------|------|-------|------|------|------|------|--|
|  |  |                    | 1                       | 2    | 3               | 4    | 5    | 6               | 7    | 8     | 9    | 10   | 11   | 12   |  |
|  <p><b>S7902RRT</b></p>  <p><b>S3385</b></p> <p><b>Two Seater w/One Arm &amp; Lam. Tablet - Single Cushion</b><br/>                     COM Yardage: 5.25<br/>                     Freight Class: 250<br/>                     Product Weight (lbs.): 114<br/>                     Cubic Feet Per Carton: 36</p> | Free standing unit only.<br>Tablets are Right Hand Seated (RT) or Left Hand Seated (LT). | <b>S7902RRT</b>    | -                       | -    | -               | -    | 3189 | 3360            | 3682 | 4196  | 4592 | 5033 | 5937 | 6903 |  |
|  |  | <b>S7902LLT</b>    | -                       | -    | -               | -    | 3189 | 3360            | 3682 | 4196  | 4592 | 5033 | 5937 | 6903 |  |
|  |  | OVERALL DIMENSIONS |                         |      | SEAT DIMENSIONS |      |      | BACK DIMENSIONS |      |       |      |      |      |      |  |
| W  | D  | H                  | W                       | D    | H               | W    | H    |                 |      |       |      |      |      |      |  |
|  |  |                    | 48.75                   | 33.5 | 30.75           | 42.5 | 19.5 | 17.5            | 42.5 | 13.25 |      |      |      |      |  |
|  |  |                    | <b>RTA 00</b>           |      |                 |      |      |                 |      |       |      |      |      |      |  |

| DESCRIPTION  | FEATURES  | MODEL#                    | STANDARD TEXTILE GRADES |          |                        |          |          |                        |          |      |      |      |       |       |
|--|---|---------------------------|-------------------------|----------|------------------------|----------|----------|------------------------|----------|------|------|------|-------|-------|
|  |   |                           | 1                       | 2        | 3                      | 4        | 5        | 6                      | 7        | 8    | 9    | 10   | 11    | 12    |
|  <p><b>Armless Two Seater - Single Cushion</b><br/>COM Yardage: 6.5<br/>Freight Class: 250<br/>Product Weight (lbs.): 90<br/>Cubic Feet Per Carton: 36</p>  | No ganging hardware.<br>Armless side(s) can be equipped with ganging brackets, model 7892.  | <b>S7902NA</b>            | -                       | -        | -                      | -        | 2536     | 2684                   | 2962     | 3401 | 3740 | 4119 | 4894  | 5720  |
|  |   | <b>OVERALL DIMENSIONS</b> |                         |          | <b>SEAT DIMENSIONS</b> |          |          | <b>BACK DIMENSIONS</b> |          |      |      |      |       |       |
|  |   | <b>W</b>                  | <b>D</b>                | <b>H</b> | <b>W</b>               | <b>D</b> | <b>H</b> | <b>W</b>               | <b>H</b> |      |      |      |       |       |
|  |   | 43.25                     | 31                      | 30.75    | 42.5                   | 19.5     | 17.5     | 42.5                   | 13.25    |      |      |      |       |       |
|  |   |                           | <b>RTA 00</b>           |          |                        |          |          |                        |          |      |      |      |       |       |
|  <p><b>Four Seater w/Arms - Duo Cushion</b><br/>COM Yardage: 10.25<br/>Freight Class: 250<br/>Product Weight (lbs.): 204<br/>Cubic Feet Per Carton: 69</p>  | Free standing unit only.  | <b>S7904</b>              | -                       | -        | -                      | -        | 5201     | 5533                   | 6162     | 7164 | 7935 | 8795 | 10562 | 12448 |
|  |   | <b>OVERALL DIMENSIONS</b> |                         |          | <b>SEAT DIMENSIONS</b> |          |          | <b>BACK DIMENSIONS</b> |          |      |      |      |       |       |
|  |   | <b>W</b>                  | <b>D</b>                | <b>H</b> | <b>W</b>               | <b>D</b> | <b>H</b> | <b>W</b>               | <b>H</b> |      |      |      |       |       |
|  |   | 93.5                      | 31                      | 30       | 84                     | 19.5     | 17.5     | 84                     | 12.5     |      |      |      |       |       |
|  |   |                           | <b>RTA 00</b>           |          |                        |          |          |                        |          |      |      |      |       |       |
|  <p><b>S7904R</b></p>  <p><b>S7904L</b></p> <p><b>Four Seater w/One Arm - Duo Cushion</b><br/>COM Yardage: 9.5<br/>Freight Class: 250<br/>Product Weight (lbs.): 188<br/>Cubic Feet Per Carton: 61.5</p> | No ganging hardware.<br>Armless side can be equipped with ganging brackets, model 7892.<br>Arms are Right Hand Seated (RT) or Left Hand Seated (LT) . | <b>S7904R</b>             | -                       | -        | -                      | -        | 5089     | 5394                   | 5979     | 6906 | 7624 | 8420 | 10057 | 11806 |
|  |   | <b>S7904L</b>             | -                       | -        | -                      | -        | 5089     | 5394                   | 5979     | 6906 | 7624 | 8420 | 10057 | 11806 |
|  |   | <b>OVERALL DIMENSIONS</b> |                         |          | <b>SEAT DIMENSIONS</b> |          |          | <b>BACK DIMENSIONS</b> |          |      |      |      |       |       |
|  |   | <b>W</b>                  | <b>D</b>                | <b>H</b> | <b>W</b>               | <b>D</b> | <b>H</b> | <b>W</b>               | <b>H</b> |      |      |      |       |       |
| 89.5   | 31  | 30.75                     | 84                      | 19.5     | 17.5                   | 84       | 12.5     |                        |          |      |      |      |       |       |
|  |   |                           | <b>RTA 00</b>           |          |                        |          |          |                        |          |      |      |      |       |       |
|  <p><b>Armless Four Seater - Single Cushion</b><br/>COM Yardage: 8.75<br/>Freight Class: 250<br/>Product Weight (lbs.): 172<br/>Cubic Feet Per Carton: 61.5</p>   | No ganging hardware.<br>Armless side(s) can be equipped with ganging brackets, model 7892.  | <b>S7904NA</b>            | -                       | -        | -                      | -        | 5089     | 5370                   | 5909     | 6767 | 7424 | 8158 | 9666  | 11277 |
|  |   | <b>OVERALL DIMENSIONS</b> |                         |          | <b>SEAT DIMENSIONS</b> |          |          | <b>BACK DIMENSIONS</b> |          |      |      |      |       |       |
|  |   | <b>W</b>                  | <b>D</b>                | <b>H</b> | <b>W</b>               | <b>D</b> | <b>H</b> | <b>W</b>               | <b>H</b> |      |      |      |       |       |
|  |   | 85.5                      | 31                      | 30.75    | 84                     | 19.5     | 17.5     | 84                     | 12.5     |      |      |      |       |       |
|  |   |                           | <b>RTA 00</b>           |          |                        |          |          |                        |          |      |      |      |       |       |
|  <p><b>Cube End Table</b><br/>COM Yardage: N/A<br/>Freight Class: 100<br/>Product Weight (lbs.): 51<br/>Cubic Feet Per Carton: 5.5</p>  | Free standing unit only.<br>No ganging hardware.<br>For Power/USB module please see electrical placement chart.                                       | <b>S7911</b>              | 2021                    | -        | -                      | -        | -        | -                      | -        | -    | -    | -    | -     | -     |
|  |   | <b>OVERALL DIMENSIONS</b> |                         |          | <b>SEAT DIMENSIONS</b> |          |          | <b>BACK DIMENSIONS</b> |          |      |      |      |       |       |
|  |   | <b>W</b>                  | <b>D</b>                | <b>H</b> | <b>W</b>               | <b>D</b> | <b>H</b> | <b>W</b>               | <b>H</b> |      |      |      |       |       |
|  |   | 20                        | 24                      | 16       | -                      | -        | -        | -                      | -        |      |      |      |       |       |
|  |   |                           | <b>RTA 00</b>           |          |                        |          |          |                        |          |      |      |      |       |       |

| DESCRIPTION  | FEATURES   | MODEL#                    | STANDARD TEXTILE GRADES |          |                        |          |          |                        |          |   |   |    |    |    |
|--|--|---------------------------|-------------------------|----------|------------------------|----------|----------|------------------------|----------|---|---|----|----|----|
|  |  |                           | 1                       | 2        | 3                      | 4        | 5        | 6                      | 7        | 8 | 9 | 10 | 11 | 12 |
|  <p><b>Cube Square Coffee Table</b><br/>COM Yardage: N/A<br/>Freight Class: 100<br/>Product Weight (lbs.): 86<br/>Cubic Feet Per Carton: 10.75</p>          | <p>Free standing unit only.<br/>No ganging hardware.<br/>For Power/USB module please see electrical placement chart.</p> | <b>S7912</b>              | 2567                    | -        | -                      | -        | -        | -                      | -        | - | - | -  | -  | -  |
|  |  | <b>OVERALL DIMENSIONS</b> |                         |          | <b>SEAT DIMENSIONS</b> |          |          | <b>BACK DIMENSIONS</b> |          |   |   |    |    |    |
|  |  | <b>W</b>                  | <b>D</b>                | <b>H</b> | <b>W</b>               | <b>D</b> | <b>H</b> | <b>W</b>               | <b>H</b> |   |   |    |    |    |
|  |  | 33                        | 33                      | 14       | -                      | -        | -        | -                      | -        |   |   |    |    |    |
|  |  |                           | <b>RTA 00</b>           |          |                        |          |          |                        |          |   |   |    |    |    |
|  <p><b>Cube 40" Coffee Table</b><br/>COM Yardage: N/A<br/>Freight Class: 100<br/>Product Weight (lbs.): 66<br/>Cubic Feet Per Carton: 8</p>                 | <p>Free standing unit only.<br/>No ganging hardware.<br/>For Power/USB module please see electrical placement chart.</p> | <b>S7913</b>              | 2430                    | -        | -                      | -        | -        | -                      | -        | - | - | -  | -  |    |
|  |  | <b>OVERALL DIMENSIONS</b> |                         |          | <b>SEAT DIMENSIONS</b> |          |          | <b>BACK DIMENSIONS</b> |          |   |   |    |    |    |
|  |  | <b>W</b>                  | <b>D</b>                | <b>H</b> | <b>W</b>               | <b>D</b> | <b>H</b> | <b>W</b>               | <b>H</b> |   |   |    |    |    |
|  |  | 40                        | 20                      | 14       | -                      | -        | -        | -                      | -        |   |   |    |    |    |
|  |  |                           | <b>RTA 00</b>           |          |                        |          |          |                        |          |   |   |    |    |    |
|  <p><b>Cube Extended 60" Coffee Table</b><br/>COM Yardage: N/A<br/>Freight Class: 125<br/>Product Weight (lbs.): 93<br/>Cubic Feet Per Carton: 12</p>      | <p>Free standing unit only.<br/>No ganging hardware.<br/>For Power/USB module please see electrical placement chart.</p> | <b>S7915</b>              | 3174                    | -        | -                      | -        | -        | -                      | -        | - | - | -  |    |    |
|  |  | <b>OVERALL DIMENSIONS</b> |                         |          | <b>SEAT DIMENSIONS</b> |          |          | <b>BACK DIMENSIONS</b> |          |   |   |    |    |    |
|  |  | <b>W</b>                  | <b>D</b>                | <b>H</b> | <b>W</b>               | <b>D</b> | <b>H</b> | <b>W</b>               | <b>H</b> |   |   |    |    |    |
|  |  | 60                        | 20                      | 14       | -                      | -        | -        | -                      | -        |   |   |    |    |    |
|  |  |                           | <b>RTA 00</b>           |          |                        |          |          |                        |          |   |   |    |    |    |
|  <p><b>Cube Extended 72" Coffee Table</b><br/>COM Yardage: N/A<br/>Freight Class: 125<br/>Product Weight (lbs.): 107<br/>Cubic Feet Per Carton: 14.25</p> | <p>Free standing unit only.<br/>No ganging hardware.<br/>For Power/USB module please see electrical placement chart.</p> | <b>S7916</b>              | 3248                    | -        | -                      | -        | -        | -                      | -        | - | - | -  |    |    |
|  |  | <b>OVERALL DIMENSIONS</b> |                         |          | <b>SEAT DIMENSIONS</b> |          |          | <b>BACK DIMENSIONS</b> |          |   |   |    |    |    |
|  |  | <b>W</b>                  | <b>D</b>                | <b>H</b> | <b>W</b>               | <b>D</b> | <b>H</b> | <b>W</b>               | <b>H</b> |   |   |    |    |    |
|  |  | 72                        | 20                      | 14       | -                      | -        | -        | -                      | -        |   |   |    |    |    |
|  |  |                           | <b>RTA 00</b>           |          |                        |          |          |                        |          |   |   |    |    |    |

DRIFT



Wood Base model 8030  
Side Chair w/4 Leg



Side Chair, Sled Base  
Arm Patches model 8023P



Chrome Base model 8034  
Low Back Lounge Chair



Wood Base model 8037  
Mid Back Lounge Chair



Ottoman model 8026



Wood Base model 8052  
Counter Stool



For Drift tables, see page page 311

EXAMPLE OF TABLE ORDER CODE:

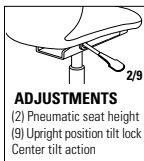
|       |      |      |     |    |     |
|-------|------|------|-----|----|-----|
| 8030P | WA50 | WA50 | R11 | NM | AAM |
|-------|------|------|-----|----|-----|

|              |                  |              |               |             |             |
|--------------|------------------|--------------|---------------|-------------|-------------|
| Model Number | Back/Arm Textile | Seat Textile | Patch Textile | Seat Height | Base Finish |
|--------------|------------------|--------------|---------------|-------------|-------------|

|    |     |     |    |
|----|-----|-----|----|
| NM | NBS | NSS | NB |
|----|-----|-----|----|

|            |                   |                   |                  |
|------------|-------------------|-------------------|------------------|
| Glide Type | Sealed Back Seams | Sealed Seat Seams | Moisture Barrier |
|------------|-------------------|-------------------|------------------|

5-Star Base Mechanism



**ADJUSTMENTS**  
(2) Pneumatic seat height  
(9) Upright position tilt lock  
Center tilt action

**Ergonomic features:**  
B, C, S, U



**Flip Forward Seat**  
"F" suffix models


STANDARD FEATURES


- Drift's soft seat and contoured back and arms provide the perfect balance of style and comfort. Side chairs are available in six base types: sled, wood 4-leg, wood 4-prong swivel, chrome 4-prong swivel, high 4-star swivel and 5-star base on casters.
- Lounge chairs are available in four base types: sled, wood 4-leg, wood 4-star swivel and Chrome 4-prong swivel.
- Counter and bar height stools are available with three base types: sled, wood 4-leg, and Chrome 4-star swivel.
- Wood bases are made from Beechwood and are available in all standard wood finishes.
- Wood base seating models are standard with White non-marking polycarbonate glides. See Glide Type for additional glide options.
- Sled bases are standard in painted metal or Chrome finish. See Frame Finish for upcharges.
- Sled base models are standard with clear polycarbonate glides. See Glide Type for additional glide options.
- Chrome swivel bases are available in polished Chrome only. Lounge models with Chrome swivel bases swivel 360deg, available in swivel or self-centering swivel.
- Lounge seating is available with 17" seat height with a classic lounge angle or 18" seat height with a reduced back angle for ease of sitting and standing.
- Side chairs with 5-star base and casters swivel 360 degrees, are height adjustable with 4" range and include a tilting mechanism with upright tilt lock. Base is Polished Aluminum with C114 Carpet or C114R hard floor, dual wheel casters. See upcharges.
- Ottomans have a weighted bottom to maintain upright position. Specify Top and Side textile separately. Glides are White, non-marking.
- For increased durability on side and lounge seating, P and PH suffix models are available with arm and head patches. These high touch areas are covered in Global's Release vinyl. Specify Release color.
- For ease of cleaning, Side and Lounge Chair models with "F" suffix have flip-forward seats. Material under seat matches seat textile selection. (Stools and side chairs with high 4- star and 5-star bases have fixed seat cushions only.)
- Sealed seams are available on chair backs and/ or seats (with upcharge). For sealed seams on Ottoman, specify Ottoman (8026S), available only in sealed seam approved textiles.
- A moisture barrier may be added to seat cushions only (with upcharge). Not available with sealed seams.
- Upholstery options: fabric, vinyl, or leather.
- All Drift seating is assembled using tamper proof screws.
- Drift seating is available to specify with two textiles, one for the seat cushion and one for the back and arms (see model image).
- For pricing, start with the base price and add both back/arms graded textile upcharge and the seat graded textile upcharge.
- The Blended Textile matrix does not apply to this series.
- Drift seating is designed for 300lb capacity.
- Shipped fully assembled.
- See finishes section in Price List for solid wood/ laminate coordination chart.


Add option codes in the following order:


- **Model Number**  
Specify model number.
- **Back/Arm Textile**  
Specify textile code. See model grade upcharges.
- **Seat Textile**  
Specify textile code. See model grade upcharges.
- **Arm and Head Patch Textile** (For P and PH suffix models)  
Release Vinyl only

- **Seat Height** (lounge models only):  
(S17) 17" Seat height  
(S18) 18" Seat height
- **Base Finish** (wood base models)  
(AAM) Absolute (BKM) Black  
(ACM) Cherry (EOM) English Oak  
(ECM) Espresso Cafe (TFM) Fruitwood  
(HGM) Grey (AHM) Honey  
(TMM) Mahogany (AVM) Maple  
(NLW) Natural Walnut (MVM) Medium Walnut  
(ASM) Night (NBM) Noce Biondo  
(NGM) Noce Grigio (NEM) Noce Leggero  
(NMM) Noce Medio (SKM) Shaker Cherry  
(TWM) Walnut (WTM) WC Cream  
(WHM) White (WCM) Winter Cherry
- **Base Finish** (sled base models)  
(TBL) Black (TBZ) Buzz Blue  
(TCC) Cactus (TCR) Carrot  
(TDJ) Dijon (TDW) Designer White  
(TEG) Eggplant (TFO) Fog  
(TFR) Frost (TIN) Ink  
(TIV) Cloud (TKA) Kalua  
(TLA) Latte (TOA) Toast  
(TNE) Nevada (TSH) Shadow  
(TSN) Sand (TSR) Scarlet  
(TTU) Tungsten  
Metallics: Side/Lounge Counter Bar  
(CHM) Chrome. Add \$45 \$89 \$89
- **Base Finish** (5-star base only)  
(A7) Polish Aluminum
- **Cylinder Selection** (Chrome swivel lounge models):  
(DSC) Swivel cylinder  
(DAC) Self-centering cylinder
- **Glide Type** (wood base seating)  
(NM) White, non-marking nylon for most hard floor surfaces (standard)  
(SG) Steel cushioned glides for carpeted surfaces. Add \$36  
(RG) Non-slip, rubber glides for most hard floor surfaces. Add \$36  
(FG) Felt glides for most hard floor surfaces. Add \$36
- **Glide Type** (sled base seating)  
(CG) Clear, polycarbonate glide for most surfaces (standard)  
(XG) No glide for carpeted surfaces  
(FG) Felt glide for most hard surfaces. Add \$36  
(SG) Steel cushioned glide for carpeted surfaces. Add \$36  
(RG) Non-slip rubber glide for most hard surfaces. Add \$36
- **Glide Type** (High, 4-Star base side chairs)  
(NM) White Polyethylene non-marking glide for most surfaces  
(FG) Felt Glide for most hard floor surfaces. Add \$36
- **Caster Type** (5-star base side chairs)  
(DC) 2" Caster for carpeted surfaces  
(RC) 2" Caster for hard floor surfaces. Add \$53
- **Sealed Back Seams** (contact customer care for approved textiles)  
(NBS) No sealed back seam  
(SBS) Sealed back seams. See model for upcharge.
- **Sealed Seat Seams** (contact customer care for approved textiles)  
(NSS) No sealed seat seams  
(SSS) Sealed seat seams. See model for upcharge.
- **Moisture Barrier** (not available with sealed seams)  
(NB) No moisture barrier  
(MB) Moisture barrier (seat only). Add \$107

| DESCRIPTION   | MODEL#/ FEATURES  | STANDARD TEXTILE GRADES   |              |              |                        |               |               |                        |               |               |               |               |                |
|---|---|---------------------------|--------------|--------------|------------------------|---------------|---------------|------------------------|---------------|---------------|---------------|---------------|----------------|
|   |   | 1/COM                     | 2            | 3            | 4                      | 5             | 6             | 7                      | 8             | 9             | 10            | 11            | 12             |
|  <p><b>Ottoman</b><br/>COM Yardage: Top: .5; Side: 1.5<br/>Freight Class: 250<br/>Product Weight (lbs.): 31<br/>Cubic Feet Per Carton: 8.5</p> | <b>8026</b> Base Price:   | \$962                     |              |              |                        |               |               |                        |               |               |               |               |                |
|   | <b>8026S</b> Base Price:  | \$1162                    |              |              |                        |               |               |                        |               |               |               |               |                |
|   | Shell upcharge:   | <b>+0</b>                 | <b>+\$51</b> | <b>+\$91</b> | <b>+\$149</b>          | <b>+\$232</b> | <b>+\$266</b> | <b>+\$338</b>          | <b>+\$450</b> | <b>+\$534</b> | <b>+\$626</b> | <b>+\$817</b> | <b>+\$1019</b> |
|   | Seat upcharge:  | <b>+0</b>                 | <b>+\$17</b> | <b>+\$31</b> | <b>+\$50</b>           | <b>+\$78</b>  | <b>+\$89</b>  | <b>+\$113</b>          | <b>+\$150</b> | <b>+\$179</b> | <b>+\$209</b> | <b>+\$273</b> | <b>+\$340</b>  |
|   |   | <b>OVERALL DIMENSIONS</b> |              |              | <b>SEAT DIMENSIONS</b> |               |               | <b>BACK DIMENSIONS</b> |               |               |               |               |                |
|   |   | <b>W</b>                  | <b>D</b>     | <b>H</b>     | <b>W</b>               | <b>D</b>      | <b>H</b>      | <b>W</b>               | <b>H</b>      |               |               |               |                |
|   | For sealed seams on full Ottoman, select 8026S model and select approved textile. | 18.5                      | 18.5         | 18           | -                      | -             | -             | -                      | -             |               |               |               |                |
|   |   | <b>RTA 00</b>             |              |              | 1 per carton           |               |               |                        |               |               |               |               |                |

|  |  |                           |              |              |                        |               |               |                        |               |               |               |               |               |
|--|--|---------------------------|--------------|--------------|------------------------|---------------|---------------|------------------------|---------------|---------------|---------------|---------------|---------------|
|  <p><b>Side Chair, Sled Base</b><br/>COM Yardage: Back/Arms: 1.25; Seat: .75<br/>COM Yardage "F" Model: Back/Arms: 1.25; Seat 1<br/>Freight Class: 250<br/>Product Weight (lbs.): 31<br/>Cubic Feet Per Carton: 13.25</p> | <b>8023</b> Base Price:                                  | \$1920                    |              |              |                        |               |               |                        |               |               |               |               |               |
|  | Back/Arm upcharge:                                       | <b>+0</b>                 | <b>+\$43</b> | <b>+\$76</b> | <b>+\$125</b>          | <b>+\$194</b> | <b>+\$222</b> | <b>+\$282</b>          | <b>+\$375</b> | <b>+\$446</b> | <b>+\$522</b> | <b>+\$681</b> | <b>+\$849</b> |
|  | Seat upcharge:   | <b>+0</b>                 | <b>+\$26</b> | <b>+\$46</b> | <b>+\$75</b>           | <b>+\$117</b> | <b>+\$133</b> | <b>+\$169</b>          | <b>+\$225</b> | <b>+\$267</b> | <b>+\$314</b> | <b>+\$409</b> | <b>+\$510</b> |
|  | <b>8023F</b> Base Price:                                 | \$2184                    |              |              |                        |               |               |                        |               |               |               |               |               |
|  | Back/Arm upcharge:                                       | <b>+0</b>                 | <b>+\$43</b> | <b>+\$76</b> | <b>+\$125</b>          | <b>+\$194</b> | <b>+\$222</b> | <b>+\$282</b>          | <b>+\$375</b> | <b>+\$446</b> | <b>+\$522</b> | <b>+\$681</b> | <b>+\$849</b> |
|  | Seat upcharge:   | <b>+0</b>                 | <b>+\$34</b> | <b>+\$61</b> | <b>+\$100</b>          | <b>+\$155</b> | <b>+\$178</b> | <b>+\$225</b>          | <b>+\$300</b> | <b>+\$356</b> | <b>+\$417</b> | <b>+\$545</b> | <b>+\$679</b> |
|  | "F" model = Flip Forward<br>Seat for ease of cleaning    | <b>OVERALL DIMENSIONS</b> |              |              | <b>SEAT DIMENSIONS</b> |               |               | <b>BACK DIMENSIONS</b> |               |               |               |               |               |
|  |  | <b>W</b>                  | <b>D</b>     | <b>H</b>     | <b>W</b>               | <b>D</b>      | <b>H</b>      | <b>W</b>               | <b>H</b>      |               |               |               |               |
|  |  | 24.5                      | 23           | 31           | 18                     | 17.5          | 18            | 15                     | 13            |               |               |               |               |
|  | Add \$38 for (SBS)<br>Add \$29 for (SSS); \$47 (F model) | <b>RTA 00</b>             |              |              | 1 per carton           |               |               |                        |               |               |               |               |               |

|  |  |                           |              |              |                        |               |               |                        |               |               |               |               |               |
|--|--|---------------------------|--------------|--------------|------------------------|---------------|---------------|------------------------|---------------|---------------|---------------|---------------|---------------|
|  <p><b>Side Chair, Sled Base, Arm Patches</b><br/>COM Yardage: Back/Arms: 1.25; Seat: .75<br/>COM Yardage "F" Model: Back/Arms: 1.25; Seat 1<br/>Freight Class: 250<br/>Product Weight (lbs.): 31<br/>Cubic Feet Per Carton: 13.25</p> | <b>8023P</b> Base Price:                                 | \$1946                    |              |              |                        |               |               |                        |               |               |               |               |               |
|  | Back/Arm upcharge:                                       | <b>+0</b>                 | <b>+\$43</b> | <b>+\$76</b> | <b>+\$125</b>          | <b>+\$194</b> | <b>+\$222</b> | <b>+\$282</b>          | <b>+\$375</b> | <b>+\$446</b> | <b>+\$522</b> | <b>+\$681</b> | <b>+\$849</b> |
|  | Seat upcharge:   | <b>+0</b>                 | <b>+\$26</b> | <b>+\$46</b> | <b>+\$75</b>           | <b>+\$117</b> | <b>+\$133</b> | <b>+\$169</b>          | <b>+\$225</b> | <b>+\$267</b> | <b>+\$314</b> | <b>+\$409</b> | <b>+\$510</b> |
|  | <b>8023PF</b> Base Price:                                | \$2211                    |              |              |                        |               |               |                        |               |               |               |               |               |
|  | Back/Arm upcharge:                                       | <b>+0</b>                 | <b>+\$43</b> | <b>+\$76</b> | <b>+\$125</b>          | <b>+\$194</b> | <b>+\$222</b> | <b>+\$282</b>          | <b>+\$375</b> | <b>+\$446</b> | <b>+\$522</b> | <b>+\$681</b> | <b>+\$849</b> |
|  | Seat upcharge:   | <b>+0</b>                 | <b>+\$34</b> | <b>+\$61</b> | <b>+\$100</b>          | <b>+\$155</b> | <b>+\$178</b> | <b>+\$225</b>          | <b>+\$300</b> | <b>+\$356</b> | <b>+\$417</b> | <b>+\$545</b> | <b>+\$679</b> |
|  | "F" model = Flip Forward<br>Seat for ease of cleaning    | <b>OVERALL DIMENSIONS</b> |              |              | <b>SEAT DIMENSIONS</b> |               |               | <b>BACK DIMENSIONS</b> |               |               |               |               |               |
|  |  | <b>W</b>                  | <b>D</b>     | <b>H</b>     | <b>W</b>               | <b>D</b>      | <b>H</b>      | <b>W</b>               | <b>H</b>      |               |               |               |               |
|  |  | 24.5                      | 23           | 31           | 18                     | 17.5          | 18            | 15                     | 13            |               |               |               |               |
|  | Add \$57 for (SBS)<br>Add \$29 for (SSS); \$47 (F model) | <b>RTA 00</b>             |              |              | 1 per carton           |               |               |                        |               |               |               |               |               |

|  |  |                           |              |              |                        |               |               |                        |               |               |               |               |               |
|--|--|---------------------------|--------------|--------------|------------------------|---------------|---------------|------------------------|---------------|---------------|---------------|---------------|---------------|
|  <p><b>Side Chair, 4 Leg Wood Base</b><br/>COM Yardage: Back/Arms: 1.25; Seat: .75<br/>COM Yardage "F" Model: Back/Arms: 1.25; Seat 1<br/>Freight Class: 300<br/>Product Weight (lbs.): 31<br/>Cubic Feet Per Carton: 15.75</p> | <b>8030</b> Base Price:                                  | \$1712                    |              |              |                        |               |               |                        |               |               |               |               |               |
|  | Back/Arm upcharge:                                       | <b>+0</b>                 | <b>+\$43</b> | <b>+\$76</b> | <b>+\$125</b>          | <b>+\$194</b> | <b>+\$222</b> | <b>+\$282</b>          | <b>+\$375</b> | <b>+\$446</b> | <b>+\$522</b> | <b>+\$681</b> | <b>+\$849</b> |
|  | Seat upcharge:   | <b>+0</b>                 | <b>+\$26</b> | <b>+\$46</b> | <b>+\$75</b>           | <b>+\$117</b> | <b>+\$133</b> | <b>+\$169</b>          | <b>+\$225</b> | <b>+\$267</b> | <b>+\$314</b> | <b>+\$409</b> | <b>+\$510</b> |
|  | <b>8030F</b> Base Price:                                 | \$1970                    |              |              |                        |               |               |                        |               |               |               |               |               |
|  | Back/Arm upcharge:                                       | <b>+0</b>                 | <b>+\$43</b> | <b>+\$76</b> | <b>+\$125</b>          | <b>+\$194</b> | <b>+\$222</b> | <b>+\$282</b>          | <b>+\$375</b> | <b>+\$446</b> | <b>+\$522</b> | <b>+\$681</b> | <b>+\$849</b> |
|  | Seat upcharge:   | <b>+0</b>                 | <b>+\$34</b> | <b>+\$61</b> | <b>+\$100</b>          | <b>+\$155</b> | <b>+\$178</b> | <b>+\$225</b>          | <b>+\$300</b> | <b>+\$356</b> | <b>+\$417</b> | <b>+\$545</b> | <b>+\$679</b> |
|  | "F" model = Flip Forward<br>Seat for ease of cleaning    | <b>OVERALL DIMENSIONS</b> |              |              | <b>SEAT DIMENSIONS</b> |               |               | <b>BACK DIMENSIONS</b> |               |               |               |               |               |
|  |  | <b>W</b>                  | <b>D</b>     | <b>H</b>     | <b>W</b>               | <b>D</b>      | <b>H</b>      | <b>W</b>               | <b>H</b>      |               |               |               |               |
|  |  | 24.5                      | 23           | 31           | 18                     | 17.5          | 18            | 15                     | 13            |               |               |               |               |
|  | Add \$38 for (SBS)<br>Add \$29 for (SSS); \$47 (F model) | <b>RTA 00</b>             |              |              | 1 per carton           |               |               |                        |               |               |               |               |               |

DESCRIPTION MODEL#/ FEATURES STANDARD TEXTILE GRADES



|               |                    |           |              |              |               |               |               |               |               |               |               |               |               |
|---------------|--------------------|-----------|--------------|--------------|---------------|---------------|---------------|---------------|---------------|---------------|---------------|---------------|---------------|
| <b>8030P</b>  | Base Price:        | \$1738    |              |              |               |               |               |               |               |               |               |               |               |
|               | Back/Arm upcharge: | <b>+0</b> | <b>+\$43</b> | <b>+76</b>   | <b>+125</b>   | <b>+194</b>   | <b>+222</b>   | <b>+282</b>   | <b>+375</b>   | <b>+446</b>   | <b>+522</b>   | <b>+681</b>   | <b>+849</b>   |
|               | Seat upcharge:     | <b>+0</b> | <b>+\$26</b> | <b>+\$46</b> | <b>+\$75</b>  | <b>+\$117</b> | <b>+\$133</b> | <b>+\$169</b> | <b>+\$225</b> | <b>+\$267</b> | <b>+\$314</b> | <b>+\$409</b> | <b>+\$510</b> |
| <b>8030PF</b> | Base Price:        | \$1997    |              |              |               |               |               |               |               |               |               |               |               |
|               | Back/Arm upcharge: | <b>+0</b> | <b>+\$43</b> | <b>+76</b>   | <b>+125</b>   | <b>+194</b>   | <b>+222</b>   | <b>+282</b>   | <b>+375</b>   | <b>+446</b>   | <b>+522</b>   | <b>+681</b>   | <b>+849</b>   |
|               | Seat upcharge:     | <b>+0</b> | <b>+\$34</b> | <b>+\$61</b> | <b>+\$100</b> | <b>+\$155</b> | <b>+\$178</b> | <b>+\$225</b> | <b>+\$300</b> | <b>+\$356</b> | <b>+\$417</b> | <b>+\$545</b> | <b>+\$679</b> |

| OVERALL DIMENSIONS |    |    | SEAT DIMENSIONS |      |    | BACK DIMENSIONS |    |
|--------------------|----|----|-----------------|------|----|-----------------|----|
| W                  | D  | H  | W               | D    | H  | W               | H  |
| 24.5               | 23 | 31 | 18              | 17.5 | 18 | 15              | 13 |

**Side Chairs, 4 Leg Wood Base, Arm Patches**  
 COM Yardage: Back/Arms: 1.25; Seat: .75  
 COM Yardage "F" Model: Back/Arms: 1.25; Seat 1  
 Freight Class: 250  
 Product Weight (lbs.): 28  
 Cubic Feet Per Carton: 13.25

"F" model = Flip Forward  
 Seat for ease of cleaning  
 Add \$57 for (SBS)  
 Add \$29 for (SSS); \$47 (F model)  
**RTA 00** 1 per carton



|              |                    |           |              |              |               |               |               |               |               |               |               |               |               |
|--------------|--------------------|-----------|--------------|--------------|---------------|---------------|---------------|---------------|---------------|---------------|---------------|---------------|---------------|
| <b>8031</b>  | Base Price:        | \$1987    |              |              |               |               |               |               |               |               |               |               |               |
|              | Back/Arm upcharge: | <b>+0</b> | <b>+\$43</b> | <b>+76</b>   | <b>+125</b>   | <b>+194</b>   | <b>+222</b>   | <b>+282</b>   | <b>+375</b>   | <b>+446</b>   | <b>+522</b>   | <b>+681</b>   | <b>+849</b>   |
|              | Seat upcharge:     | <b>+0</b> | <b>+\$26</b> | <b>+\$46</b> | <b>+\$75</b>  | <b>+\$117</b> | <b>+\$133</b> | <b>+\$169</b> | <b>+\$225</b> | <b>+\$267</b> | <b>+\$314</b> | <b>+\$409</b> | <b>+\$510</b> |
| <b>8031F</b> | Base Price:        | \$2246    |              |              |               |               |               |               |               |               |               |               |               |
|              | Back/Arm upcharge: | <b>+0</b> | <b>+\$43</b> | <b>+76</b>   | <b>+125</b>   | <b>+194</b>   | <b>+222</b>   | <b>+282</b>   | <b>+375</b>   | <b>+446</b>   | <b>+522</b>   | <b>+681</b>   | <b>+849</b>   |
|              | Seat upcharge:     | <b>+0</b> | <b>+\$34</b> | <b>+\$61</b> | <b>+\$100</b> | <b>+\$155</b> | <b>+\$178</b> | <b>+\$225</b> | <b>+\$300</b> | <b>+\$356</b> | <b>+\$417</b> | <b>+\$545</b> | <b>+\$679</b> |

| OVERALL DIMENSIONS |    |    | SEAT DIMENSIONS |      |    | BACK DIMENSIONS |    |
|--------------------|----|----|-----------------|------|----|-----------------|----|
| W                  | D  | H  | W               | D    | H  | W               | H  |
| 24.5               | 23 | 31 | 18              | 17.5 | 18 | 15              | 13 |

**Side Chair, Wood Swivel Base**  
 COM Yardage: Back/Arms: 1.25; Seat: .75  
 COM Yardage "F" Model: Back/Arms: 1.25; Seat 1  
 Freight Class: 300  
 Product Weight (lbs.): 31  
 Cubic Feet Per Carton: 15.75

"F" model = Flip Forward  
 Seat for ease of cleaning  
 Add \$38 for (SBS)  
 Add \$29 for (SSS); \$47 (F model)  
**RTA 00** FedEx UPS 1 per carton



|               |                    |           |              |              |               |               |               |               |               |               |               |               |               |
|---------------|--------------------|-----------|--------------|--------------|---------------|---------------|---------------|---------------|---------------|---------------|---------------|---------------|---------------|
| <b>8031P</b>  | Base Price:        | \$2013    |              |              |               |               |               |               |               |               |               |               |               |
|               | Back/Arm upcharge: | <b>+0</b> | <b>+\$43</b> | <b>+76</b>   | <b>+125</b>   | <b>+194</b>   | <b>+222</b>   | <b>+282</b>   | <b>+375</b>   | <b>+446</b>   | <b>+522</b>   | <b>+681</b>   | <b>+849</b>   |
|               | Seat upcharge:     | <b>+0</b> | <b>+\$26</b> | <b>+\$46</b> | <b>+\$75</b>  | <b>+\$117</b> | <b>+\$133</b> | <b>+\$169</b> | <b>+\$225</b> | <b>+\$267</b> | <b>+\$314</b> | <b>+\$409</b> | <b>+\$510</b> |
| <b>8031PF</b> | Base Price:        | \$2272    |              |              |               |               |               |               |               |               |               |               |               |
|               | Back/Arm upcharge: | <b>+0</b> | <b>+\$43</b> | <b>+76</b>   | <b>+125</b>   | <b>+194</b>   | <b>+222</b>   | <b>+282</b>   | <b>+375</b>   | <b>+446</b>   | <b>+522</b>   | <b>+681</b>   | <b>+849</b>   |
|               | Seat upcharge:     | <b>+0</b> | <b>+\$34</b> | <b>+\$61</b> | <b>+\$100</b> | <b>+\$155</b> | <b>+\$178</b> | <b>+\$225</b> | <b>+\$300</b> | <b>+\$356</b> | <b>+\$417</b> | <b>+\$545</b> | <b>+\$679</b> |

| OVERALL DIMENSIONS |    |    | SEAT DIMENSIONS |      |    | BACK DIMENSIONS |    |
|--------------------|----|----|-----------------|------|----|-----------------|----|
| W                  | D  | H  | W               | D    | H  | W               | H  |
| 24.5               | 23 | 31 | 18              | 17.5 | 18 | 15              | 13 |

**Side Chair, Wood Swivel Base, Arm Patches**  
 COM Yardage: Back/Arms: 1.25; Seat: .75  
 COM Yardage "F" Model: Back/Arms: 1.25; Seat 1  
 Freight Class: 250  
 Product Weight (lbs.): 33  
 Cubic Feet Per Carton: 13.25

"F" model = Flip Forward  
 Seat for ease of cleaning  
 Add \$57 for (SBS)  
 Add \$29 for (SSS); \$47 (F model)  
**RTA 00** 1 per carton













|              |                    |           |              |              |               |               |               |               |               |               |               |               |               |
|--------------|--------------------|-----------|--------------|--------------|---------------|---------------|---------------|---------------|---------------|---------------|---------------|---------------|---------------|
| <b>8032</b>  | Base Price:        | \$2033    |              |              |               |               |               |               |               |               |               |               |               |
|              | Back/Arm upcharge: | <b>+0</b> | <b>+\$43</b> | <b>+76</b>   | <b>+125</b>   | <b>+194</b>   | <b>+222</b>   | <b>+282</b>   | <b>+375</b>   | <b>+446</b>   | <b>+522</b>   | <b>+681</b>   | <b>+849</b>   |
|              | Seat upcharge:     | <b>+0</b> | <b>+\$26</b> | <b>+\$46</b> | <b>+\$75</b>  | <b>+\$117</b> | <b>+\$133</b> | <b>+\$169</b> | <b>+\$225</b> | <b>+\$267</b> | <b>+\$314</b> | <b>+\$409</b> | <b>+\$510</b> |
| <b>8032F</b> | Base Price:        | \$2292    |              |              |               |               |               |               |               |               |               |               |               |
|              | Back/Arm upcharge: | <b>+0</b> | <b>+\$34</b> | <b>+61</b>   | <b>+100</b>   | <b>+155</b>   | <b>+178</b>   | <b>+225</b>   | <b>+300</b>   | <b>+356</b>   | <b>+417</b>   | <b>+545</b>   | <b>+679</b>   |
|              | Seat upcharge:     | <b>+0</b> | <b>+\$43</b> | <b>+\$76</b> | <b>+\$125</b> | <b>+\$194</b> | <b>+\$222</b> | <b>+\$282</b> | <b>+\$375</b> | <b>+\$446</b> | <b>+\$522</b> | <b>+\$681</b> | <b>+\$849</b> |





| OVERALL DIMENSIONS |    |    | SEAT DIMENSIONS |      |    | BACK DIMENSIONS |    |
|--------------------|----|----|-----------------|------|----|-----------------|----|
| W                  | D  | H  | W               | D    | H  | W               | H  |
| 24.5               | 23 | 31 | 18              | 17.5 | 18 | 15              | 13 |





**Side Chair, Chrome Swivel Base**  
 COM Yardage: Back/Arms: 1.25; Seat: .75  
 COM Yardage "F" Model: Back/Arms: 1.25; Seat 1  
 Freight Class: 300  
 Product Weight (lbs.): 31  
 Cubic Feet Per Carton: 15.75

"F" model = Flip Forward  
 Seat for ease of cleaning  
 Add \$38 for (SBS)  
 Add \$29 for (SSS); \$47 (F model)  
**RTA 00** 1 per carton


| DESCRIPTION   | MODEL#/ FEATURES   | STANDARD TEXTILE GRADES   |             |          |                        |                        |                        |              |          |          |                        |                        |                        |          |          |
|---|--|---------------------------|-------------|----------|------------------------|------------------------|------------------------|--------------|----------|----------|------------------------|------------------------|------------------------|----------|----------|
|   |  | 1/COM                     | 2           | 3        | 4                      | 5                      | 6                      | 7            | 8        | 9        | 10                     | 11                     | 12                     |          |          |
|  <p><b>Side Chair, Chrome Swivel Base, Arm Patches</b><br/>COM Yardage: Back/Arms: 1.25; Seat: .75<br/>COM Yardage "F" Model: Back/Arms: 1.25; Seat: 1<br/>Freight Class: 250<br/>Product Weight (lbs.): 33<br/>Cubic Feet Per Carton: 13.25</p> | <b>8032P</b>   | Base Price:               | \$2060      |          |                        |                        |                        |              |          |          |                        |                        |                        |          |          |
|   | Back/Arm upcharge:   | +0                        | +\$26       | +\$46    | +\$75                  | +\$117                 | +\$133                 | +\$169       | +\$225   | +\$267   | +\$314                 | +\$409                 | +\$510                 |          |          |
|   | Seat upcharge:   | +0                        | +\$43       | +\$76    | +\$125                 | +\$194                 | +\$222                 | +\$282       | +\$375   | +\$446   | +\$522                 | +\$681                 | +\$849                 |          |          |
|   | <b>8032PF</b>  | Base Price:               | \$2317      |          |                        |                        |                        |              |          |          |                        |                        |                        |          |          |
|   | Back/Arm upcharge:   | +0                        | +\$43       | +\$76    | +\$125                 | +\$194                 | +\$222                 | +\$282       | +\$375   | +\$446   | +\$522                 | +\$681                 | +\$849                 |          |          |
|   | Seat upcharge:   | +0                        | +\$34       | +\$61    | +\$100                 | +\$155                 | +\$178                 | +\$225       | +\$300   | +\$356   | +\$417                 | +\$545                 | +\$679                 |          |          |
|   | <b>OVERALL DIMENSIONS</b>  |                           | <b>W</b>    | <b>D</b> | <b>H</b>               | <b>SEAT DIMENSIONS</b> |                        |              | <b>W</b> | <b>D</b> | <b>H</b>               | <b>BACK DIMENSIONS</b> |                        | <b>W</b> | <b>H</b> |
|   | "F" model = Flip Forward<br>Seat for ease of cleaning  |                           | 24.5        | 23       | 31                     | 18                     | 17.5                   | 18           |          |          |                        | 15                     |                        | 13       |          |
|   | Add \$57 for (SBS)<br>Add \$29 for (SSS); \$47 (F model)   |                           |             |          |                        | <b>RTA 00</b>          |                        | 1 per carton |          |          |                        |                        |                        |          |          |
|   |  <p><b>Side Chair, High 4 Star Swivel Base</b><br/>COM Yardage: Back/Arms: 1.25; Seat: .75<br/>Freight Class: 300<br/>Product Weight (lbs.): 31<br/>Cubic Feet Per Carton: 15.75</p>                | <b>8021</b>               | Base Price: | \$1999   |                        |                        |                        |              |          |          |                        |                        |                        |          |          |
| Back/Arm upcharge:  |  | +0                        | +\$43       | +\$76    | +\$125                 | +\$194                 | +\$222                 | +\$282       | +\$375   | +\$446   | +\$522                 | +\$681                 | +\$849                 |          |          |
| Seat upcharge:  |  | +0                        | +\$26       | +\$46    | +\$75                  | +\$117                 | +\$133                 | +\$169       | +\$225   | +\$267   | +\$314                 | +\$409                 | +\$510                 |          |          |
| <b>OVERALL DIMENSIONS</b>   |  | <b>W</b>                  | <b>D</b>    | <b>H</b> | <b>SEAT DIMENSIONS</b> |                        |                        | <b>W</b>     | <b>D</b> | <b>H</b> | <b>BACK DIMENSIONS</b> |                        | <b>W</b>               | <b>H</b> |          |
| Fixed seat cushion only.  |  | 24.5                      | 23          | 32       | 18                     | 17.5                   | 18.5                   |              |          |          | 15                     |                        | 13                     |          |          |
| Add \$38 for (SBS)<br>Add \$29 for (SSS)  |  |                           |             |          | <b>RTA 00</b>          |                        | 1 per carton           |              |          |          |                        |                        |                        |          |          |
|  <p><b>Side Chair, High 4 Star Swivel Base, Arm Patches</b><br/>COM Yardage: Back/Arms: 1.25; Seat: .75<br/>Freight Class: 250<br/>Product Weight (lbs.): 35.5<br/>Cubic Feet Per Carton: 13.25</p>   |  | <b>8021P</b>              | Base Price: | \$2025   |                        |                        |                        |              |          |          |                        |                        |                        |          |          |
|   |  | Back/Arm upcharge:        | +0          | +\$43    | +\$76                  | +\$125                 | +\$194                 | +\$222       | +\$282   | +\$375   | +\$446                 | +\$522                 | +\$681                 | +\$849   |          |
|   |  | Seat upcharge:            | +0          | +\$26    | +\$46                  | +\$75                  | +\$117                 | +\$133       | +\$169   | +\$225   | +\$267                 | +\$314                 | +\$409                 | +\$510   |          |
|   |  | <b>OVERALL DIMENSIONS</b> |             | <b>W</b> | <b>D</b>               | <b>H</b>               | <b>SEAT DIMENSIONS</b> |              |          | <b>W</b> | <b>D</b>               | <b>H</b>               | <b>BACK DIMENSIONS</b> |          | <b>W</b> |
|   | Fixed seat cushion only.   |                           | 24.5        | 23       | 32                     | 18                     | 17.5                   | 18.5         |          |          |                        | 15                     |                        | 13       |          |
|   | Add \$57 for (SBS)<br>Add \$29 for (SSS)   |                           |             |          |                        | <b>RTA 00</b>          |                        | 1 per carton |          |          |                        |                        |                        |          |          |
|   |  <p><b>Side Chair, Swivel Tilt, 5 Star Base and Casters</b><br/>COM Yardage: Back/Arms: 1.25; Seat: .75<br/>Freight Class: 300<br/>Product Weight (lbs.): 31<br/>Cubic Feet Per Carton: 15.75</p> | <b>8022</b>               | Base Price: | \$2179   |                        |                        |                        |              |          |          |                        |                        |                        |          |          |
|   |  | Back/Arm upcharge:        | +0          | +\$43    | +\$76                  | +\$125                 | +\$194                 | +\$222       | +\$282   | +\$375   | +\$446                 | +\$522                 | +\$681                 | +\$849   |          |
|   |  | Seat upcharge:            | +0          | +\$26    | +\$46                  | +\$75                  | +\$117                 | +\$133       | +\$169   | +\$225   | +\$267                 | +\$314                 | +\$409                 | +\$510   |          |
|   |  | <b>OVERALL DIMENSIONS</b> |             | <b>W</b> | <b>D</b>               | <b>H</b>               | <b>SEAT DIMENSIONS</b> |              |          | <b>W</b> | <b>D</b>               | <b>H</b>               | <b>BACK DIMENSIONS</b> |          | <b>W</b> |
| Tilting mechanism with tilt lock.<br>Fixed seat cushion only.   |  | 24.5                      | 23          | 32.5     | 18                     | 17.5                   | 15                     |              |          |          | 15                     |                        | 13                     |          |          |
| Add \$38 for (SBS)<br>Add \$29 for (SSS)  |  |                           |             |          | <b>RTA 00</b>          |                        | 1 per carton           |              |          |          |                        |                        |                        |          |          |


| DESCRIPTION  | MODEL#/ FEATURES   | STANDARD TEXTILE GRADES |              |      |      |      |    |    |    |   |    |    |    |  |
|--|--|-------------------------|--------------|------|------|------|----|----|----|---|----|----|----|--|
|  |  | 1/COM                   | 2            | 3    | 4    | 5    | 6  | 7  | 8  | 9 | 10 | 11 | 12 |  |
|  <p><b>Side Chair, Swivel Tilt, 5 Star Base, Arm Patches and Casters</b><br/>COM Yardage: Back/Arms: 1.25; Seat: .75<br/>Freight Class: 250<br/>Product Weight (lbs.): 37.5<br/>Cubic Feet Per Carton: 15.75</p>                                      | <b>8022P</b> Base Price: \$2205<br>Back/Arm upcharge: +0<br>Seat upcharge: +0  |                         |              |      |      |      |    |    |    |   |    |    |    |  |
|  | Tilting mechanism with tilt lock.<br>Fixed seat cushion only.                  | 24.5                    | 23           | 32.5 | 18   | 17.5 | 15 | 15 | 13 |   |    |    |    |  |
|  | Add \$57 for (SBS)<br>Add \$29 for (SSS)                                       |                         |              |      |      |      |    |    |    |   |    |    |    |  |
|  |  | <b>RTA 00</b>           | 1 per carton |      |      |      |    |    |    |   |    |    |    |  |
|  <p><b>Low Back Lounge Chair, Sled Base</b><br/>COM Yardage: Back/Arms: 2.25; Seat: 1<br/>COM Yardage "F" Model: Back/Arms: 2.25; Seat: 1.25<br/>Freight Class: 250<br/>Product Weight (lbs.): 52<br/>Cubic Feet Per Carton: 19.25</p>                | <b>8024</b> Base Price: \$2312<br>Back/Arm upcharge: +0<br>Seat upcharge: +0   |                         |              |      |      |      |    |    |    |   |    |    |    |  |
|  | "F" model = Flip Forward<br>Seat for ease of cleaning                          | 29                      | 30           | 33   | 21.5 | 20   | 17 | 21 | 16 |   |    |    |    |  |
|  | Add \$80 for (SBS)<br>Add \$34 for (SSS); \$51 (F model)                       |                         |              |      |      |      |    |    |    |   |    |    |    |  |
|  |  | <b>RTA 00</b>           | 1 per carton |      |      |      |    |    |    |   |    |    |    |  |
|  <p><b>Low Back Lounge Chair, Sled Base, Arm Patches</b><br/>COM Yardage: Back/Arms: 2.25; Seat: 1<br/>COM Yardage "F" Model: Back/Arms: 2.25; Seat: 1.25<br/>Freight Class: 250<br/>Product Weight (lbs.): 52<br/>Cubic Feet Per Carton: 19.25</p> | <b>8024P</b> Base Price: \$2338<br>Back/Arm upcharge: +0<br>Seat upcharge: +0  |                         |              |      |      |      |    |    |    |   |    |    |    |  |
|  | "F" model = Flip Forward<br>Seat for ease of cleaning                          | 29                      | 30           | 33   | 21.5 | 20   | 17 | 21 | 16 |   |    |    |    |  |
|  | Add \$99 for (SBS)<br>Add \$34 for (SSS); \$51 (F model)                       |                         |              |      |      |      |    |    |    |   |    |    |    |  |
|  |  | <b>RTA 00</b>           | 1 per carton |      |      |      |    |    |    |   |    |    |    |  |
|  <p><b>Low Back Lounge Chair, 4 Leg Wood Base</b><br/>COM Yardage: Back/Arms: 2.25; Seat: 1<br/>COM Yardage "F" Model: Back/Arms: 2.75; Seat: 1.25<br/>Freight Class: 250<br/>Product Weight (lbs.): 53.5<br/>Cubic Feet Per Carton: 19</p>         | <b>8025</b> Base Price: \$3043<br>Back/Arm upcharge: +0<br>Seat upcharge: +0   |                         |              |      |      |      |    |    |    |   |    |    |    |  |
|  | "F" model = Flip Forward<br>Seat for ease of cleaning                          | 29                      | 30           | 33   | 21.5 | 20   | 17 | 21 | 16 |   |    |    |    |  |
|  | Add \$80 for (SBS)<br>Add \$34 for (SSS); \$51 (F model)                       |                         |              |      |      |      |    |    |    |   |    |    |    |  |
|  |  | <b>RTA 00</b>           | 1 per carton |      |      |      |    |    |    |   |    |    |    |  |
|  <p><b>Low Back Lounge Chair, 4 Leg Wood Base</b><br/>COM Yardage: Back/Arms: 2.25; Seat: 1<br/>COM Yardage "F" Model: Back/Arms: 2.75; Seat: 1.25<br/>Freight Class: 250<br/>Product Weight (lbs.): 53.5<br/>Cubic Feet Per Carton: 19</p>         | <b>8024PF</b> Base Price: \$2603<br>Back/Arm upcharge: +0<br>Seat upcharge: +0 |                         |              |      |      |      |    |    |    |   |    |    |    |  |
|  | "F" model = Flip Forward<br>Seat for ease of cleaning                          | 29                      | 30           | 33   | 21.5 | 20   | 17 | 21 | 16 |   |    |    |    |  |
|  | Add \$99 for (SBS)<br>Add \$34 for (SSS); \$51 (F model)                       |                         |              |      |      |      |    |    |    |   |    |    |    |  |
|  |  | <b>RTA 00</b>           | 1 per carton |      |      |      |    |    |    |   |    |    |    |  |
|  <p><b>Low Back Lounge Chair, 4 Leg Wood Base</b><br/>COM Yardage: Back/Arms: 2.25; Seat: 1<br/>COM Yardage "F" Model: Back/Arms: 2.75; Seat: 1.25<br/>Freight Class: 250<br/>Product Weight (lbs.): 53.5<br/>Cubic Feet Per Carton: 19</p>         | <b>8025F</b> Base Price: \$3308<br>Back/Arm upcharge: +0<br>Seat upcharge: +0  |                         |              |      |      |      |    |    |    |   |    |    |    |  |
|  | "F" model = Flip Forward<br>Seat for ease of cleaning                          | 29                      | 30           | 33   | 21.5 | 20   | 17 | 21 | 16 |   |    |    |    |  |
|  | Add \$80 for (SBS)<br>Add \$34 for (SSS); \$51 (F model)                       |                         |              |      |      |      |    |    |    |   |    |    |    |  |
|  |  | <b>RTA 00</b>           | 1 per carton |      |      |      |    |    |    |   |    |    |    |  |


| DESCRIPTION  | MODEL#/ FEATURES   | STANDARD TEXTILE GRADES                               |           |              |                        |               |               |                        |               |               |               |               |               |               |
|--|--|---|-----------|--------------|------------------------|---------------|---------------|------------------------|---------------|---------------|---------------|---------------|---------------|---------------|
|  |  | 1/COM   | 2         | 3            | 4                      | 5             | 6             | 7                      | 8             | 9             | 10            | 11            | 12            |               |
|  <p><b>Low Back Lounge Chair, 4 Leg Wood Base, Arm Patches</b><br/>                     COM Yardage: Back/Arms: 2.25; Seat: 1<br/>                     COM Yardage "F" Model: Back/Arms: 2.75; Seat: 1.25<br/>                     Freight Class: 250<br/>                     Product Weight (lbs.): 53.5<br/>                     Cubic Feet Per Carton: 19</p> | <b>8025P</b>   | Base Price:   | \$3069    |              |                        |               |               |                        |               |               |               |               |               |               |
|  |  | Back/Arm upcharge:                                    | <b>+0</b> | <b>+\$76</b> | <b>+137</b>            | <b>+224</b>   | <b>+348</b>   | <b>+399</b>            | <b>+507</b>   | <b>+675</b>   | <b>+801</b>   | <b>+938</b>   | <b>+1225</b>  | <b>+1527</b>  |
|  |  | Seat upcharge:  | <b>+0</b> | <b>+\$34</b> | <b>+\$61</b>           | <b>+\$100</b> | <b>+\$155</b> | <b>+\$178</b>          | <b>+\$225</b> | <b>+\$300</b> | <b>+\$356</b> | <b>+\$417</b> | <b>+\$545</b> | <b>+\$679</b> |
|  | <b>8025PF</b>  | Base Price:   | \$3334    |              |                        |               |               |                        |               |               |               |               |               |               |
|  |  | Back/Arm upcharge:                                    | <b>+0</b> | <b>+\$93</b> | <b>+166</b>            | <b>+274</b>   | <b>+425</b>   | <b>+488</b>            | <b>+619</b>   | <b>+824</b>   | <b>+978</b>   | <b>+1147</b>  | <b>+1498</b>  | <b>+1867</b>  |
|  |  | Seat upcharge:  | <b>+0</b> | <b>+\$43</b> | <b>+\$76</b>           | <b>+\$125</b> | <b>+\$194</b> | <b>+\$222</b>          | <b>+\$282</b> | <b>+\$375</b> | <b>+\$446</b> | <b>+\$522</b> | <b>+\$681</b> | <b>+\$849</b> |
|  |  | <b>OVERALL DIMENSIONS</b>                             |           |              | <b>SEAT DIMENSIONS</b> |               |               | <b>BACK DIMENSIONS</b> |               |               |               |               |               |               |
|  |  |   | <b>W</b>  | <b>D</b>     | <b>H</b>               | <b>W</b>      | <b>D</b>      | <b>H</b>               | <b>W</b>      | <b>H</b>      |               |               |               |               |
|  |  |   | 29        | 30           | 33                     | 21.5          | 20            | 17                     | 21            | 16            |               |               |               |               |
|  |  | "F" model = Flip Forward<br>Seat for ease of cleaning |           |              |                        |               |               |                        |               |               |               |               |               |               |
|  | Add \$99 for (SBS)<br>Add \$34 for (SSS); \$51 (F model) |   |           |              | <b>RTA 00</b>          |               | 1 per carton  |                        |               |               |               |               |               |               |
|  <p><b>Low Back Lounge Chair, Wood Swivel Base</b><br/>                     COM Yardage: Back: 2.25; Seat: 1<br/>                     COM Yardage "F" Model: Back/Arms: 2.75; Seat: 1.25<br/>                     Freight Class: 250<br/>                     Product Weight (lbs.): 53<br/>                     Cubic Feet Per Carton: 19</p>                    | <b>8033</b>  | Base Price:   | \$2786    |              |                        |               |               |                        |               |               |               |               |               |               |
|  |  | Back/Arm upcharge:                                    | <b>+0</b> | <b>+\$76</b> | <b>+137</b>            | <b>+224</b>   | <b>+348</b>   | <b>+399</b>            | <b>+507</b>   | <b>+675</b>   | <b>+801</b>   | <b>+938</b>   | <b>+1225</b>  | <b>+1527</b>  |
|  |  | Seat upcharge:  | <b>+0</b> | <b>+\$34</b> | <b>+\$61</b>           | <b>+\$100</b> | <b>+\$155</b> | <b>+\$178</b>          | <b>+\$225</b> | <b>+\$300</b> | <b>+\$356</b> | <b>+\$417</b> | <b>+\$545</b> | <b>+\$679</b> |
|  | <b>8033F</b>   | Base Price:   | \$3051    |              |                        |               |               |                        |               |               |               |               |               |               |
|  |  | Back/Arm upcharge:                                    | <b>+0</b> | <b>+\$93</b> | <b>+166</b>            | <b>+274</b>   | <b>+425</b>   | <b>+488</b>            | <b>+619</b>   | <b>+824</b>   | <b>+978</b>   | <b>+1147</b>  | <b>+1498</b>  | <b>+1867</b>  |
|  |  | Seat upcharge:  | <b>+0</b> | <b>+\$43</b> | <b>+\$76</b>           | <b>+\$125</b> | <b>+\$194</b> | <b>+\$222</b>          | <b>+\$282</b> | <b>+\$375</b> | <b>+\$446</b> | <b>+\$522</b> | <b>+\$681</b> | <b>+\$849</b> |
|  |  | <b>OVERALL DIMENSIONS</b>                             |           |              | <b>SEAT DIMENSIONS</b> |               |               | <b>BACK DIMENSIONS</b> |               |               |               |               |               |               |
|  |  |   | <b>W</b>  | <b>D</b>     | <b>H</b>               | <b>W</b>      | <b>D</b>      | <b>H</b>               | <b>W</b>      | <b>H</b>      |               |               |               |               |
|  |  |   | 29        | 30           | 33                     | 21.5          | 20            | 17                     | 21            | 16            |               |               |               |               |
|  |  | "F" model = Flip Forward<br>Seat for ease of cleaning |           |              |                        |               |               |                        |               |               |               |               |               |               |
|  | Add \$80 for (SBS)<br>Add \$34 for (SSS); \$51 (F model) |   |           |              | <b>RTA 00</b>          |               | per carton    |                        |               |               |               |               |               |               |
|  <p><b>Low Back Lounge Chair, Wood Swivel Base, Arm Patches</b><br/>                     COM Yardage: Back: 2.25; Seat: 1<br/>                     COM Yardage "F" Model: Back/Arms: 2.75; Seat: 1.25<br/>                     Freight Class: 250<br/>                     Product Weight (lbs.): 53<br/>                     Cubic Feet Per Carton: 19</p>     | <b>8033P</b>   | Base Price:   | \$2812    |              |                        |               |               |                        |               |               |               |               |               |               |
|  |  | Back/Arm upcharge:                                    | <b>+0</b> | <b>+\$76</b> | <b>+137</b>            | <b>+224</b>   | <b>+348</b>   | <b>+399</b>            | <b>+507</b>   | <b>+675</b>   | <b>+801</b>   | <b>+938</b>   | <b>+1225</b>  | <b>+1527</b>  |
|  |  | Seat upcharge:  | <b>+0</b> | <b>+\$34</b> | <b>+\$61</b>           | <b>+\$100</b> | <b>+\$155</b> | <b>+\$178</b>          | <b>+\$225</b> | <b>+\$300</b> | <b>+\$356</b> | <b>+\$417</b> | <b>+\$545</b> | <b>+\$679</b> |
|  | <b>8033PF</b>  | Base Price:   | \$3078    |              |                        |               |               |                        |               |               |               |               |               |               |
|  |  | Back/Arm upcharge:                                    | <b>+0</b> | <b>+\$93</b> | <b>+166</b>            | <b>+274</b>   | <b>+425</b>   | <b>+488</b>            | <b>+619</b>   | <b>+824</b>   | <b>+978</b>   | <b>+1147</b>  | <b>+1498</b>  | <b>+1867</b>  |
|  |  | Seat upcharge:  | <b>+0</b> | <b>+\$43</b> | <b>+\$76</b>           | <b>+\$125</b> | <b>+\$194</b> | <b>+\$222</b>          | <b>+\$282</b> | <b>+\$375</b> | <b>+\$446</b> | <b>+\$522</b> | <b>+\$681</b> | <b>+\$849</b> |
|  |  | <b>OVERALL DIMENSIONS</b>                             |           |              | <b>SEAT DIMENSIONS</b> |               |               | <b>BACK DIMENSIONS</b> |               |               |               |               |               |               |
|  |  |   | <b>W</b>  | <b>D</b>     | <b>H</b>               | <b>W</b>      | <b>D</b>      | <b>H</b>               | <b>W</b>      | <b>H</b>      |               |               |               |               |
|  |  |   | 29        | 30           | 33                     | 21.5          | 20            | 17                     | 21            | 16            |               |               |               |               |
|  |  | "F" model = Flip Forward<br>Seat for ease of cleaning |           |              |                        |               |               |                        |               |               |               |               |               |               |
|  | Add \$99 for (SBS)<br>Add \$34 for (SSS); \$51 (F model) |   |           |              | <b>RTA 00</b>          |               | per carton    |                        |               |               |               |               |               |               |
|  <p><b>Low Back Lounge Chair, Chrome Swivel Base</b><br/>                     COM Yardage: Back: 2.25; Seat: 1<br/>                     COM Yardage "F" Model: Back/Arms: 2.75; Seat: 1.25<br/>                     Freight Class: 250<br/>                     Product Weight (lbs.): 59<br/>                     Cubic Feet Per Carton: 19.25</p>             | <b>8034</b>  | Base Price:   | \$2798    |              |                        |               |               |                        |               |               |               |               |               |               |
|  |  | Back/Arm upcharge:                                    | <b>+0</b> | <b>+\$76</b> | <b>+137</b>            | <b>+224</b>   | <b>+348</b>   | <b>+399</b>            | <b>+507</b>   | <b>+675</b>   | <b>+801</b>   | <b>+938</b>   | <b>+1225</b>  | <b>+1527</b>  |
|  |  | Seat upcharge:  | <b>+0</b> | <b>+\$34</b> | <b>+\$61</b>           | <b>+\$100</b> | <b>+\$155</b> | <b>+\$178</b>          | <b>+\$225</b> | <b>+\$300</b> | <b>+\$356</b> | <b>+\$417</b> | <b>+\$545</b> | <b>+\$679</b> |
|  | <b>8034F</b>   | Base Price:   | \$3063    |              |                        |               |               |                        |               |               |               |               |               |               |
|  |  | Back/Arm upcharge:                                    | <b>+0</b> | <b>+\$93</b> | <b>+166</b>            | <b>+274</b>   | <b>+425</b>   | <b>+488</b>            | <b>+619</b>   | <b>+824</b>   | <b>+978</b>   | <b>+1147</b>  | <b>+1498</b>  | <b>+1867</b>  |
|  |  | Seat upcharge:  | <b>+0</b> | <b>+\$43</b> | <b>+\$76</b>           | <b>+\$125</b> | <b>+\$194</b> | <b>+\$222</b>          | <b>+\$282</b> | <b>+\$375</b> | <b>+\$446</b> | <b>+\$522</b> | <b>+\$681</b> | <b>+\$849</b> |
|  |  | <b>OVERALL DIMENSIONS</b>                             |           |              | <b>SEAT DIMENSIONS</b> |               |               | <b>BACK DIMENSIONS</b> |               |               |               |               |               |               |
|  |  |   | <b>W</b>  | <b>D</b>     | <b>H</b>               | <b>W</b>      | <b>D</b>      | <b>H</b>               | <b>W</b>      | <b>H</b>      |               |               |               |               |
|  |  |   | 29        | 30           | 33                     | 21.5          | 20            | 17                     | 21            | 16            |               |               |               |               |
|  |  | "F" model = Flip Forward<br>Seat for ease of cleaning |           |              |                        |               |               |                        |               |               |               |               |               |               |
|  | Add \$80 for (SBS)<br>Add \$34 for (SSS); \$51 (F model) |   |           |              | <b>RTA 00</b>          |               | 1 per carton  |                        |               |               |               |               |               |               |


| DESCRIPTION   | MODEL#/ FEATURES   | STANDARD TEXTILE GRADES |                        |       |        |                        |        |        |        |        |        |        |        |
|---|--|-------------------------|------------------------|-------|--------|------------------------|--------|--------|--------|--------|--------|--------|--------|
|   |  | 1/COM                   | 2                      | 3     | 4      | 5                      | 6      | 7      | 8      | 9      | 10     | 11     | 12     |
|  <p><b>Low Back Lounge Chair, Chrome Swivel Base, Arm Patches</b><br/>                     COM Yardage: Back: 2.25; Seat: 1<br/>                     COM Yardage "F" Model: Back/Arms: 2.75; Seat: 1.25<br/>                     Freight Class: 250<br/>                     Product Weight (lbs.): 59<br/>                     Cubic Feet Per Carton: 19.25</p> | <b>8034P</b> Base Price:   | \$2825                  |                        |       |        |                        |        |        |        |        |        |        |        |
|   | Back/Arm upcharge:   | +0                      | +\$76                  | +137  | +224   | +348                   | +399   | +507   | +675   | +801   | +938   | +1225  | +1527  |
|   | Seat upcharge:   | +0                      | +\$34                  | +\$61 | +\$100 | +\$155                 | +\$178 | +\$225 | +\$300 | +\$356 | +\$417 | +\$545 | +\$679 |
|   | <b>8034PF</b> Base Price:  | \$3090                  |                        |       |        |                        |        |        |        |        |        |        |        |
|   | Back/Arm upcharge:   | +0                      | +\$93                  | +166  | +274   | +425                   | +488   | +619   | +824   | +978   | +1147  | +1498  | +1867  |
|   | Seat upcharge:   | +0                      | +\$43                  | +\$76 | +\$125 | +\$194                 | +\$222 | +\$282 | +\$375 | +\$446 | +\$522 | +\$681 | +\$849 |
|   | <b>OVERALL DIMENSIONS</b>  |                         | <b>SEAT DIMENSIONS</b> |       |        | <b>BACK DIMENSIONS</b> |        |        |        |        |        |        |        |
|   | W D H  |                         | W D H                  |       |        | W H                    |        |        |        |        |        |        |        |
|   | 29 30 33   |                         | 21.5 20 17             |       |        | 21 16                  |        |        |        |        |        |        |        |
|   | "F" model = Flip Forward<br>Seat for ease of cleaning<br><br>Add \$99 for (SBS)<br>Add \$34 for (SSS); \$51 (F model)  |                         | RTA 00 1 per carton    |       |        |                        |        |        |        |        |        |        |        |
|  <p><b>Mid Back Lounge Chair, Sled Base</b><br/>                     COM Yardage: Back: 2.5; Seat: 1<br/>                     COM Yardage "F" Model: Back/Arms: 3; Seat: 1.25<br/>                     Freight Class: 250<br/>                     Product Weight (lbs.): 52<br/>                     Cubic Feet Per Carton: 25.5</p>                            | <b>8016</b> Base Price:  | \$2572                  |                        |       |        |                        |        |        |        |        |        |        |        |
|   | Back/Arm upcharge:   | +0                      | +\$85                  | +151  | +248   | +386                   | +444   | +563   | +750   | +890   | +1043  | +1361  | +1697  |
|   | Seat upcharge:   | +0                      | +\$34                  | +\$61 | +\$100 | +\$155                 | +\$178 | +\$225 | +\$300 | +\$356 | +\$417 | +\$545 | +\$679 |
|   | <b>8016F</b> Base Price:   | \$2836                  |                        |       |        |                        |        |        |        |        |        |        |        |
|   | Back/Arm upcharge:   | +0                      | +\$102                 | +181  | +298   | +463                   | +532   | +675   | +899   | +1067  | +1251  | +1634  | +2036  |
|   | Seat upcharge:   | +0                      | +\$43                  | +\$76 | +\$125 | +\$194                 | +\$222 | +\$282 | +\$375 | +\$446 | +\$522 | +\$681 | +\$849 |
|   | <b>OVERALL DIMENSIONS</b>  |                         | <b>SEAT DIMENSIONS</b> |       |        | <b>BACK DIMENSIONS</b> |        |        |        |        |        |        |        |
|   | W D H  |                         | W D H                  |       |        | W H                    |        |        |        |        |        |        |        |
|   | 29 31.5 38.5   |                         | 21.5 20 17             |       |        | 21 21.5                |        |        |        |        |        |        |        |
|   | "F" model = Flip Forward<br>Seat for ease of cleaning<br><br>Add \$86 for (SBS)<br>Add \$34 for (SSS); \$51 (F model)  |                         | RTA 00 1 per carton    |       |        |                        |        |        |        |        |        |        |        |
|  <p><b>Mid Back Lounge Chair, Sled Base, Arm Patches</b><br/>                     COM Yardage: Back: 2.5; Seat: 1<br/>                     COM Yardage "F" Model: Back/Arms: 3; Seat: 1.25<br/>                     Freight Class: 250<br/>                     Product Weight (lbs.): 52<br/>                     Cubic Feet Per Carton: 25.5</p>             | <b>8016P</b> Base Price:   | \$2598                  |                        |       |        |                        |        |        |        |        |        |        |        |
|   | Back/Arm upcharge:   | +0                      | +\$85                  | +151  | +248   | +386                   | +444   | +563   | +750   | +890   | +1043  | +1361  | +1697  |
|   | Seat upcharge:   | +0                      | +\$34                  | +\$61 | +\$100 | +\$155                 | +\$178 | +\$225 | +\$300 | +\$356 | +\$417 | +\$545 | +\$679 |
|   | <b>8016PF</b> Base Price:  | \$2863                  |                        |       |        |                        |        |        |        |        |        |        |        |
|   | Back/Arm upcharge:   | +0                      | +\$102                 | +181  | +298   | +463                   | +532   | +675   | +899   | +1067  | +1251  | +1634  | +2036  |
|   | Seat upcharge:   | +0                      | +\$43                  | +\$76 | +\$125 | +\$194                 | +\$222 | +\$282 | +\$375 | +\$446 | +\$522 | +\$681 | +\$849 |
|   | <b>OVERALL DIMENSIONS</b>  |                         | <b>SEAT DIMENSIONS</b> |       |        | <b>BACK DIMENSIONS</b> |        |        |        |        |        |        |        |
|   | W D H  |                         | W D H                  |       |        | W H                    |        |        |        |        |        |        |        |
|   | 29 31.5 38.5   |                         | 21.5 20 17             |       |        | 21 21.5                |        |        |        |        |        |        |        |
|   | "F" model = Flip Forward<br>Seat for ease of cleaning<br><br>Add \$105 for (SBS)<br>Add \$34 for (SSS); \$51 (F model) |                         | RTA 00 1 per carton    |       |        |                        |        |        |        |        |        |        |        |
|  <p><b>Mid Back Lounge Chair, 4 Leg Wood Base</b><br/>                     COM Yardage: Back: 2.5; Seat: 1<br/>                     COM Yardage "F" Model: Back/Arms: 3; Seat: 1.25<br/>                     Freight Class: 250<br/>                     Product Weight (lbs.): 53.5<br/>                     Cubic Feet Per Carton: 25.5</p>                  | <b>8027</b> Base Price:  | \$3292                  |                        |       |        |                        |        |        |        |        |        |        |        |
|   | Back/Arm upcharge:   | +0                      | +\$85                  | +151  | +248   | +386                   | +444   | +563   | +750   | +890   | +1043  | +1361  | +1697  |
|   | Seat upcharge:   | +0                      | +\$34                  | +\$61 | +\$100 | +\$155                 | +\$178 | +\$225 | +\$300 | +\$356 | +\$417 | +\$545 | +\$679 |
|   | <b>8027F</b> Base Price:   | \$3557                  |                        |       |        |                        |        |        |        |        |        |        |        |
|   | Back/Arm upcharge:   | +0                      | +\$102                 | +181  | +298   | +463                   | +532   | +675   | +899   | +1067  | +1251  | +1634  | +2036  |
|   | Seat upcharge:   | +0                      | +\$43                  | +\$76 | +\$125 | +\$194                 | +\$222 | +\$282 | +\$375 | +\$446 | +\$522 | +\$681 | +\$849 |
|   | <b>OVERALL DIMENSIONS</b>  |                         | <b>SEAT DIMENSIONS</b> |       |        | <b>BACK DIMENSIONS</b> |        |        |        |        |        |        |        |
|   | W D H  |                         | W D H                  |       |        | W H                    |        |        |        |        |        |        |        |
|   | 29 31.5 38.5   |                         | 21.5 20 17             |       |        | 21 21.5                |        |        |        |        |        |        |        |
|   | "F" model = Flip Forward<br>Seat for ease of cleaning<br><br>Add \$86 for (SBS)<br>Add \$34 for (SSS); \$51 (F model)  |                         | RTA 00 1 per carton    |       |        |                        |        |        |        |        |        |        |        |











| DESCRIPTION   | MODEL#/ FEATURES  | STANDARD TEXTILE GRADES |        |          |          |               |                        |          |          |         |                        |          |         |
|---|---|-------------------------|--------|----------|----------|---------------|------------------------|----------|----------|---------|------------------------|----------|---------|
|   |   | 1/COM                   | 2      | 3        | 4        | 5             | 6                      | 7        | 8        | 9       | 10                     | 11       | 12      |
|  | <b>8036P</b> Base Price:                                  | \$2941                  |        |          |          |               |                        |          |          |         |                        |          |         |
|   | Back/Arm upcharge:  | +0                      | +\$85  | +\$151   | +\$248   | +\$386        | +\$444                 | +\$563   | +\$750   | +\$890  | +\$1043                | +\$1361  | +\$1697 |
|   | Seat upcharge:  | +0                      | +\$34  | +\$61    | +\$100   | +\$155        | +\$178                 | +\$225   | +\$300   | +\$356  | +\$417                 | +\$545   | +\$679  |
|   | <b>8036PF</b> Base Price:                                 | \$3206                  |        |          |          |               |                        |          |          |         |                        |          |         |
|   | Back/Arm upcharge:  | +0                      | +\$102 | +\$181   | +\$298   | +\$463        | +\$532                 | +\$675   | +\$899   | +\$1067 | +\$1251                | +\$1634  | +\$2036 |
|   | Seat upcharge:  | +0                      | +\$43  | +\$76    | +\$125   | +\$194        | +\$222                 | +\$282   | +\$375   | +\$446  | +\$522                 | +\$681   | +\$849  |
|   | <b>OVERALL DIMENSIONS</b>                                 |                         |        | <b>W</b> | <b>D</b> | <b>H</b>      | <b>SEAT DIMENSIONS</b> |          |          |         | <b>BACK DIMENSIONS</b> |          |         |
|   |   |                         |        |          |          |               | <b>W</b>               | <b>D</b> | <b>H</b> |         | <b>W</b>               | <b>H</b> |         |
|   | "F" model = Flip Forward<br>Seat for ease of cleaning     |                         | 29     | 31.5     | 38.5     |               | 21.5                   | 20       | 17       |         | 21                     | 21.5     |         |
|   | Add \$105 for (SBS)<br>Add \$34 for (SSS); \$51 (F model) |                         |        |          |          | <b>RTA 00</b> | 1 per carton           |          |          |         |                        |          |         |







| DESCRIPTION   | MODEL#/ FEATURES   | STANDARD TEXTILE GRADES |        |          |          |               |                        |          |          |         |                        |          |         |
|---|--|-------------------------|--------|----------|----------|---------------|------------------------|----------|----------|---------|------------------------|----------|---------|
|   |  | 1/COM                   | 2      | 3        | 4        | 5             | 6                      | 7        | 8        | 9       | 10                     | 11       | 12      |
|  | <b>8028</b> Base Price:                                  | \$2931                  |        |          |          |               |                        |          |          |         |                        |          |         |
|   | Back/Arm upcharge:                                       | +0                      | +\$93  | +\$166   | +\$274   | +\$425        | +\$488                 | +\$619   | +\$824   | +\$978  | +\$1147                | +\$1498  | +\$1867 |
|   | Seat upcharge:   | +0                      | +\$34  | +\$61    | +\$100   | +\$155        | +\$178                 | +\$225   | +\$300   | +\$356  | +\$417                 | +\$545   | +\$679  |
|   | <b>8028F</b> Base Price:                                 | \$3196                  |        |          |          |               |                        |          |          |         |                        |          |         |
|   | Back/Arm upcharge:                                       | +0                      | +\$110 | +\$197   | +\$323   | +\$502        | +\$577                 | +\$732   | +\$974   | +\$1157 | +\$1355                | +\$1770  | +\$2205 |
|   | Seat upcharge:   | +0                      | +\$43  | +\$76    | +\$125   | +\$194        | +\$222                 | +\$282   | +\$375   | +\$446  | +\$522                 | +\$681   | +\$849  |
|   | <b>OVERALL DIMENSIONS</b>                                |                         |        | <b>W</b> | <b>D</b> | <b>H</b>      | <b>SEAT DIMENSIONS</b> |          |          |         | <b>BACK DIMENSIONS</b> |          |         |
|   |  |                         |        |          |          |               | <b>W</b>               | <b>D</b> | <b>H</b> |         | <b>W</b>               | <b>H</b> |         |
|   | "F" model = Flip Forward<br>Seat for ease of cleaning    |                         | 29     | 31.5     | 44.5     |               | 21.5                   | 20       | 17       |         | 21                     | 27.5     |         |
|   | Add \$89 for (SBS)<br>Add \$34 for (SSS); \$51 (F model) |                         |        |          |          | <b>RTA 00</b> | 1 per carton           |          |          |         |                        |          |         |


| DESCRIPTION   | MODEL#/ FEATURES  | STANDARD TEXTILE GRADES |        |          |          |               |                        |          |          |         |                        |          |         |
|---|---|-------------------------|--------|----------|----------|---------------|------------------------|----------|----------|---------|------------------------|----------|---------|
|   |   | 1/COM                   | 2      | 3        | 4        | 5             | 6                      | 7        | 8        | 9       | 10                     | 11       | 12      |
|  | <b>8028P</b> Base Price:                                  | \$2985                  |        |          |          |               |                        |          |          |         |                        |          |         |
|   | Back/Arm upcharge:  | +0                      | +\$93  | +\$166   | +\$274   | +\$425        | +\$488                 | +\$619   | +\$824   | +\$978  | +\$1147                | +\$1498  | +\$1867 |
|   | Seat upcharge:  | +0                      | +\$34  | +\$61    | +\$100   | +\$155        | +\$178                 | +\$225   | +\$300   | +\$356  | +\$417                 | +\$545   | +\$679  |
|   | <b>8028PF</b> Base Price:                                 | \$3250                  |        |          |          |               |                        |          |          |         |                        |          |         |
|   | Back/Arm upcharge:  | +0                      | +\$110 | +\$197   | +\$323   | +\$502        | +\$577                 | +\$732   | +\$974   | +\$1157 | +\$1355                | +\$1770  | +\$2205 |
|   | Seat upcharge:  | +0                      | +\$43  | +\$76    | +\$125   | +\$194        | +\$222                 | +\$282   | +\$375   | +\$446  | +\$522                 | +\$681   | +\$849  |
|   | <b>OVERALL DIMENSIONS</b>                                 |                         |        | <b>W</b> | <b>D</b> | <b>H</b>      | <b>SEAT DIMENSIONS</b> |          |          |         | <b>BACK DIMENSIONS</b> |          |         |
|   |   |                         |        |          |          |               | <b>W</b>               | <b>D</b> | <b>H</b> |         | <b>W</b>               | <b>H</b> |         |
|   | "F" model = Flip Forward<br>Seat for ease of cleaning     |                         | 29     | 31.5     | 44.5     |               | 21.5                   | 20       | 17       |         | 21                     | 27.5     |         |
|   | Add \$108 for (SBS)<br>Add \$34 for (SSS); \$51 (F model) |                         |        |          |          | <b>RTA 00</b> | 1 per carton           |          |          |         |                        |          |         |


| DESCRIPTION   | MODEL#/ FEATURES  | STANDARD TEXTILE GRADES |        |          |          |               |                        |          |          |         |                        |          |         |
|---|---|-------------------------|--------|----------|----------|---------------|------------------------|----------|----------|---------|------------------------|----------|---------|
|   |   | 1/COM                   | 2      | 3        | 4        | 5             | 6                      | 7        | 8        | 9       | 10                     | 11       | 12      |
|  | <b>8028PH</b> Base Price:                                 | \$3038                  |        |          |          |               |                        |          |          |         |                        |          |         |
|   | Back/Arm upcharge:  | +0                      | +\$93  | +\$166   | +\$274   | +\$425        | +\$488                 | +\$619   | +\$824   | +\$978  | +\$1147                | +\$1498  | +\$1867 |
|   | Seat upcharge:  | +0                      | +\$34  | +\$61    | +\$100   | +\$155        | +\$178                 | +\$225   | +\$300   | +\$356  | +\$417                 | +\$545   | +\$679  |
|   | <b>8028PHF</b> Base Price:                                | \$3303                  |        |          |          |               |                        |          |          |         |                        |          |         |
|   | Back/Arm upcharge:  | +0                      | +\$110 | +\$197   | +\$323   | +\$502        | +\$577                 | +\$732   | +\$974   | +\$1157 | +\$1355                | +\$1770  | +\$2205 |
|   | Seat upcharge:  | +0                      | +\$43  | +\$76    | +\$125   | +\$194        | +\$222                 | +\$282   | +\$375   | +\$446  | +\$522                 | +\$681   | +\$849  |
|   | <b>OVERALL DIMENSIONS</b>                                 |                         |        | <b>W</b> | <b>D</b> | <b>H</b>      | <b>SEAT DIMENSIONS</b> |          |          |         | <b>BACK DIMENSIONS</b> |          |         |
|   |   |                         |        |          |          |               | <b>W</b>               | <b>D</b> | <b>H</b> |         | <b>W</b>               | <b>H</b> |         |
|   | "F" model = Flip Forward<br>Seat for ease of cleaning     |                         | 29     | 31.5     | 44.5     |               | 21.5                   | 20       | 17       |         | 21                     | 27.5     |         |
|   | Add \$130 for (SBS)<br>Add \$34 for (SSS); \$51 (F model) |                         |        |          |          | <b>RTA 00</b> | 1 per carton           |          |          |         |                        |          |         |

| DESCRIPTION   | MODEL#/ FEATURES  | STANDARD TEXTILE GRADES |                        |              |               |                        |               |               |               |               |               |               |               |
|---|---|-------------------------|------------------------|--------------|---------------|------------------------|---------------|---------------|---------------|---------------|---------------|---------------|---------------|
|   |   | 1/COM                   | 2                      | 3            | 4             | 5                      | 6             | 7             | 8             | 9             | 10            | 11            | 12            |
|    | <b>8029</b> Base Price:   | \$3669                  |                        |              |               |                        |               |               |               |               |               |               |               |
|   | Back/Arm upcharge:  | <b>+0</b>               | <b>+\$93</b>           | <b>+166</b>  | <b>+274</b>   | <b>+425</b>            | <b>+488</b>   | <b>+619</b>   | <b>+824</b>   | <b>+978</b>   | <b>+1147</b>  | <b>+1498</b>  | <b>+1867</b>  |
|   | Seat upcharge:  | <b>+0</b>               | <b>+\$34</b>           | <b>+\$61</b> | <b>+\$100</b> | <b>+\$155</b>          | <b>+\$178</b> | <b>+\$225</b> | <b>+\$300</b> | <b>+\$356</b> | <b>+\$417</b> | <b>+\$545</b> | <b>+\$679</b> |
|   | <b>8029F</b> Base Price:  | \$3934                  |                        |              |               |                        |               |               |               |               |               |               |               |
|   | Back/Arm upcharge:  | <b>+0</b>               | <b>+\$110</b>          | <b>+197</b>  | <b>+323</b>   | <b>+502</b>            | <b>+577</b>   | <b>+732</b>   | <b>+974</b>   | <b>+1157</b>  | <b>+1355</b>  | <b>+1770</b>  | <b>+2205</b>  |
|   | Seat upcharge:  | <b>+0</b>               | <b>+\$43</b>           | <b>+\$76</b> | <b>+\$125</b> | <b>+\$194</b>          | <b>+\$222</b> | <b>+\$282</b> | <b>+\$375</b> | <b>+\$446</b> | <b>+\$522</b> | <b>+\$681</b> | <b>+\$849</b> |
|   | <b>OVERALL DIMENSIONS</b>   |                         | <b>SEAT DIMENSIONS</b> |              |               | <b>BACK DIMENSIONS</b> |               |               |               |               |               |               |               |
|   | W D H   |                         | W D H                  |              |               | W H                    |               |               |               |               |               |               |               |
|   | 29 31.5 44.5  |                         | 21.5 20 17             |              |               | 21 27.5                |               |               |               |               |               |               |               |
|   | <p>"F" model = Flip Forward<br/>Seat for ease of cleaning</p> <p>Add \$89 for (SBS)<br/>Add \$34 for (SSS); \$51 (F model)</p>  |                         | <b>RTA 00</b>          |              |               | 1 per carton           |               |               |               |               |               |               |               |
|    | <b>8029P</b> Base Price:  | \$3721                  |                        |              |               |                        |               |               |               |               |               |               |               |
|   | Back/Arm upcharge:  | <b>+0</b>               | <b>+\$93</b>           | <b>+166</b>  | <b>+274</b>   | <b>+425</b>            | <b>+488</b>   | <b>+619</b>   | <b>+824</b>   | <b>+978</b>   | <b>+1147</b>  | <b>+1498</b>  | <b>+1867</b>  |
|   | Seat upcharge:  | <b>+0</b>               | <b>+\$34</b>           | <b>+\$61</b> | <b>+\$100</b> | <b>+\$155</b>          | <b>+\$178</b> | <b>+\$225</b> | <b>+\$300</b> | <b>+\$356</b> | <b>+\$417</b> | <b>+\$545</b> | <b>+\$679</b> |
|   | <b>8029PF</b> Base Price:   | \$3986                  |                        |              |               |                        |               |               |               |               |               |               |               |
|   | Back/Arm upcharge:  | <b>+0</b>               | <b>+\$110</b>          | <b>+197</b>  | <b>+323</b>   | <b>+502</b>            | <b>+577</b>   | <b>+732</b>   | <b>+974</b>   | <b>+1157</b>  | <b>+1355</b>  | <b>+1770</b>  | <b>+2205</b>  |
|   | Seat upcharge:  | <b>+0</b>               | <b>+\$43</b>           | <b>+\$76</b> | <b>+\$125</b> | <b>+\$194</b>          | <b>+\$222</b> | <b>+\$282</b> | <b>+\$375</b> | <b>+\$446</b> | <b>+\$522</b> | <b>+\$681</b> | <b>+\$849</b> |
|   | <b>OVERALL DIMENSIONS</b>   |                         | <b>SEAT DIMENSIONS</b> |              |               | <b>BACK DIMENSIONS</b> |               |               |               |               |               |               |               |
|   | W D H   |                         | W D H                  |              |               | W H                    |               |               |               |               |               |               |               |
|   | 29 31.5 44.5  |                         | 21.5 20 17             |              |               | 21 27.5                |               |               |               |               |               |               |               |
|   | <p>"F" model = Flip Forward<br/>Seat for ease of cleaning</p> <p>Add \$108 for (SBS)<br/>Add \$34 for (SSS); \$51 (F model)</p> |                         | <b>RTA 00</b>          |              |               | 1 per carton           |               |               |               |               |               |               |               |
|  | <b>8029PH</b> Base Price:   | \$3774                  |                        |              |               |                        |               |               |               |               |               |               |               |
|   | Back/Arm upcharge:  | <b>+0</b>               | <b>+\$93</b>           | <b>+166</b>  | <b>+274</b>   | <b>+425</b>            | <b>+488</b>   | <b>+619</b>   | <b>+824</b>   | <b>+978</b>   | <b>+1147</b>  | <b>+1498</b>  | <b>+1867</b>  |
|   | Seat upcharge:  | <b>+0</b>               | <b>+\$34</b>           | <b>+\$61</b> | <b>+\$100</b> | <b>+\$155</b>          | <b>+\$178</b> | <b>+\$225</b> | <b>+\$300</b> | <b>+\$356</b> | <b>+\$417</b> | <b>+\$545</b> | <b>+\$679</b> |
|   | <b>8029PHF</b> Base Price:  | \$4039                  |                        |              |               |                        |               |               |               |               |               |               |               |
|   | Back/Arm upcharge:  | <b>+0</b>               | <b>+\$110</b>          | <b>+197</b>  | <b>+323</b>   | <b>+502</b>            | <b>+577</b>   | <b>+732</b>   | <b>+974</b>   | <b>+1157</b>  | <b>+1355</b>  | <b>+1770</b>  | <b>+2205</b>  |
|   | Seat upcharge:  | <b>+0</b>               | <b>+\$43</b>           | <b>+\$76</b> | <b>+\$125</b> | <b>+\$194</b>          | <b>+\$222</b> | <b>+\$282</b> | <b>+\$375</b> | <b>+\$446</b> | <b>+\$522</b> | <b>+\$681</b> | <b>+\$849</b> |
|   | <b>OVERALL DIMENSIONS</b>   |                         | <b>SEAT DIMENSIONS</b> |              |               | <b>BACK DIMENSIONS</b> |               |               |               |               |               |               |               |
|   | W D H   |                         | W D H                  |              |               | W H                    |               |               |               |               |               |               |               |
|   | 29 31.5 44.5  |                         | 21.5 20 17             |              |               | 21 27.5                |               |               |               |               |               |               |               |
|   | <p>"F" model = Flip Forward<br/>Seat for ease of cleaning</p> <p>Add \$130 for (SBS)<br/>Add \$34 for (SSS); \$51 (F model)</p> |                         | <b>RTA 00</b>          |              |               | 1 per carton           |               |               |               |               |               |               |               |
|  | <b>8037</b> Base Price:   | \$3165                  |                        |              |               |                        |               |               |               |               |               |               |               |
|   | Back/Arm upcharge:  | <b>+0</b>               | <b>+\$93</b>           | <b>+166</b>  | <b>+274</b>   | <b>+425</b>            | <b>+488</b>   | <b>+619</b>   | <b>+824</b>   | <b>+978</b>   | <b>+1147</b>  | <b>+1498</b>  | <b>+1867</b>  |
|   | Seat upcharge:  | <b>+0</b>               | <b>+\$34</b>           | <b>+\$61</b> | <b>+\$100</b> | <b>+\$155</b>          | <b>+\$178</b> | <b>+\$225</b> | <b>+\$300</b> | <b>+\$356</b> | <b>+\$417</b> | <b>+\$545</b> | <b>+\$679</b> |
|   | <b>8037F</b> Base Price:  | \$3430                  |                        |              |               |                        |               |               |               |               |               |               |               |
|   | Back/Arm upcharge:  | <b>+0</b>               | <b>+\$110</b>          | <b>+197</b>  | <b>+323</b>   | <b>+502</b>            | <b>+577</b>   | <b>+732</b>   | <b>+974</b>   | <b>+1157</b>  | <b>+1355</b>  | <b>+1770</b>  | <b>+2205</b>  |
|   | Seat upcharge:  | <b>+0</b>               | <b>+\$43</b>           | <b>+\$76</b> | <b>+\$125</b> | <b>+\$194</b>          | <b>+\$222</b> | <b>+\$282</b> | <b>+\$375</b> | <b>+\$446</b> | <b>+\$522</b> | <b>+\$681</b> | <b>+\$849</b> |
|   | <b>OVERALL DIMENSIONS</b>   |                         | <b>SEAT DIMENSIONS</b> |              |               | <b>BACK DIMENSIONS</b> |               |               |               |               |               |               |               |
|   | W D H   |                         | W D H                  |              |               | W H                    |               |               |               |               |               |               |               |
|   | 29 31.5 44.5  |                         | 21.5 20 17             |              |               | 21 27.5                |               |               |               |               |               |               |               |
|   | <p>"F" model = Flip Forward<br/>Seat for ease of cleaning</p> <p>Add \$89 for (SBS)<br/>Add \$34 for (SSS); \$51 (F model)</p>  |                         | <b>RTA 00</b>          |              |               | 1 per carton           |               |               |               |               |               |               |               |

| DESCRIPTION  | MODEL#/ FEATURES  | STANDARD TEXTILE GRADES |        |       |        |        |        |        |        |        |        |        |        |  |
|--|---|-------------------------|--------|-------|--------|--------|--------|--------|--------|--------|--------|--------|--------|--|
|  |   | 1/COM                   | 2      | 3     | 4      | 5      | 6      | 7      | 8      | 9      | 10     | 11     | 12     |  |
|  <p><b>High Back Lounge Chair, Wood Swivel Base, Arm Patches</b><br/>COM Yardage: Back: 2.75; Seat: 1<br/>COM Yardage "F" Model: Back/Arms: 3.25; Seat: 1.25<br/>Freight Class: 250<br/>Product Weight (lbs.): 57<br/>Cubic Feet Per Carton: 28.25</p>          | <b>8037P</b> Base Price:                                  | \$3218                  |        |       |        |        |        |        |        |        |        |        |        |  |
|  | Back/Arm upcharge:  | +0                      | +\$93  | +166  | +274   | +425   | +488   | +619   | +824   | +978   | +1147  | +1498  | +1867  |  |
|  | Seat upcharge:  | +0                      | +\$34  | +\$61 | +\$100 | +\$155 | +\$178 | +\$225 | +\$300 | +\$356 | +\$417 | +\$545 | +\$679 |  |
|  | <b>8037PF</b> Base Price:                                 | \$3483                  |        |       |        |        |        |        |        |        |        |        |        |  |
|  | Back/Arm upcharge:  | +0                      | +\$110 | +197  | +323   | +502   | +577   | +732   | +974   | +1157  | +1355  | +1770  | +2205  |  |
|  | Seat upcharge:  | +0                      | +\$43  | +\$76 | +\$125 | +\$194 | +\$222 | +\$282 | +\$375 | +\$446 | +\$522 | +\$681 | +\$849 |  |
|  | <b>OVERALL DIMENSIONS</b>                                 |                         |        |       |        |        |        |        |        |        |        |        |        |  |
|  | <b>W D H</b>  |                         | 29     | 31.5  | 44.5   |        | 21.5   | 20     | 17     |        | 21     |        | 27.5   |  |
|  | "F" model = Flip Forward<br>Seat for ease of cleaning     |                         |        |       |        |        |        |        |        |        |        |        |        |  |
|  | Add \$108 for (SBS)<br>Add \$34 for (SSS); \$51 (F model) |                         |        |       |        |        |        |        |        |        |        |        |        |  |
|  <p><b>High Back Lounge Chair, Wood Swivel Base, Arm and Head Patches</b><br/>COM Yardage: Back: 2.75; Seat: 1<br/>COM Yardage "F" Model: Back/Arms: 3.25; Seat: 1.25<br/>Freight Class: 250<br/>Product Weight (lbs.): 57<br/>Cubic Feet Per Carton: 28.25</p> | <b>8037PH</b> Base Price:                                 | \$3271                  |        |       |        |        |        |        |        |        |        |        |        |  |
|  | Back/Arm upcharge:  | +0                      | +\$93  | +166  | +274   | +425   | +488   | +619   | +824   | +978   | +1147  | +1498  | +1867  |  |
|  | Seat upcharge:  | +0                      | +\$34  | +\$61 | +\$100 | +\$155 | +\$178 | +\$225 | +\$300 | +\$356 | +\$417 | +\$545 | +\$679 |  |
|  | <b>8037PHF</b> Base Price:                                | \$3537                  |        |       |        |        |        |        |        |        |        |        |        |  |
|  | Back/Arm upcharge:  | +0                      | +\$110 | +197  | +323   | +502   | +577   | +732   | +974   | +1157  | +1355  | +1770  | +2205  |  |
|  | Seat upcharge:  | +0                      | +\$43  | +\$76 | +\$125 | +\$194 | +\$222 | +\$282 | +\$375 | +\$446 | +\$522 | +\$681 | +\$849 |  |
|  | <b>OVERALL DIMENSIONS</b>                                 |                         |        |       |        |        |        |        |        |        |        |        |        |  |
|  | <b>W D H</b>  |                         | 29     | 31.5  | 44.5   |        | 21.5   | 20     | 17     |        | 21     |        | 27.5   |  |
|  | "F" model = Flip Forward<br>Seat for ease of cleaning     |                         |        |       |        |        |        |        |        |        |        |        |        |  |
|  | Add \$130 for (SBS)<br>Add \$34 for (SSS); \$51 (F model) |                         |        |       |        |        |        |        |        |        |        |        |        |  |
|  <p><b>High Back Lounge Chair, Chrome Swivel Base</b><br/>COM Yardage: Back: 2.75; Seat: 1<br/>COM Yardage "F" Model: Back/Arms: 3.25; Seat: 1.25<br/>Freight Class: 250<br/>Product Weight (lbs.): 63<br/>Cubic Feet Per Carton: 28.25</p>                   | <b>8038</b> Base Price:                                   | \$3183                  |        |       |        |        |        |        |        |        |        |        |        |  |
|  | Back/Arm upcharge:  | +0                      | +\$93  | +166  | +274   | +425   | +488   | +619   | +824   | +978   | +1147  | +1498  | +1867  |  |
|  | Seat upcharge:  | +0                      | +\$34  | +\$61 | +\$100 | +\$155 | +\$178 | +\$225 | +\$300 | +\$356 | +\$417 | +\$545 | +\$679 |  |
|  | <b>8038F</b> Base Price:                                  | \$3449                  |        |       |        |        |        |        |        |        |        |        |        |  |
|  | Back/Arm upcharge:  | +0                      | +\$110 | +197  | +323   | +502   | +577   | +732   | +974   | +1157  | +1355  | +1770  | +2205  |  |
|  | Seat upcharge:  | +0                      | +\$43  | +\$76 | +\$125 | +\$194 | +\$222 | +\$282 | +\$375 | +\$446 | +\$522 | +\$681 | +\$849 |  |
|  | <b>OVERALL DIMENSIONS</b>                                 |                         |        |       |        |        |        |        |        |        |        |        |        |  |
|  | <b>W D H</b>  |                         | 29     | 31.5  | 44.5   |        | 21.5   | 20     | 17     |        | 21     |        | 27.5   |  |
|  | "F" model = Flip Forward<br>Seat for ease of cleaning     |                         |        |       |        |        |        |        |        |        |        |        |        |  |
|  | Add \$89 for (SBS)<br>Add \$34 for (SSS); \$51 (F model)  |                         |        |       |        |        |        |        |        |        |        |        |        |  |
|  <p><b>High Back Lounge Chair, Chrome Swivel Base, Arm Patches</b><br/>COM Yardage: Back: 2.75; Seat: 1<br/>COM Yardage "F" Model: Back/Arms: 3.25; Seat: 1.25<br/>Freight Class: 250<br/>Product Weight (lbs.): 63<br/>Cubic Feet Per Carton: 28.25</p>      | <b>8038P</b> Base Price:                                  | \$3237                  |        |       |        |        |        |        |        |        |        |        |        |  |
|  | Back/Arm upcharge:  | +0                      | +\$93  | +166  | +274   | +425   | +488   | +619   | +824   | +978   | +1147  | +1498  | +1867  |  |
|  | Seat upcharge:  | +0                      | +\$34  | +\$61 | +\$100 | +\$155 | +\$178 | +\$225 | +\$300 | +\$356 | +\$417 | +\$545 | +\$679 |  |
|  | <b>8038PF</b> Base Price:                                 | \$3502                  |        |       |        |        |        |        |        |        |        |        |        |  |
|  | Back/Arm upcharge:  | +0                      | +\$110 | +197  | +323   | +502   | +577   | +732   | +974   | +1157  | +1355  | +1770  | +2205  |  |
|  | Seat upcharge:  | +0                      | +\$43  | +\$76 | +\$125 | +\$194 | +\$222 | +\$282 | +\$375 | +\$446 | +\$522 | +\$681 | +\$849 |  |
|  | <b>OVERALL DIMENSIONS</b>                                 |                         |        |       |        |        |        |        |        |        |        |        |        |  |
|  | <b>W D H</b>  |                         | 29     | 31.5  | 44.5   |        | 21.5   | 20     | 17     |        | 21     |        | 27.5   |  |
|  | "F" model = Flip Forward<br>Seat for ease of cleaning     |                         |        |       |        |        |        |        |        |        |        |        |        |  |
|  | Add \$108 for (SBS)<br>Add \$34 for (SSS); \$51 (F model) |                         |        |       |        |        |        |        |        |        |        |        |        |  |

| DESCRIPTION   | MODEL#/ FEATURES   | STANDARD TEXTILE GRADES   |               |              |  |                        |                        |                        |                        |                        |          |          |          |        |
|---|--|---------------------------|---------------|--------------|--|------------------------|------------------------|------------------------|------------------------|------------------------|----------|----------|----------|--------|
|   |  | 1/COM                     | 2             | 3            | 4  | 5                      | 6                      | 7                      | 8                      | 9                      | 10       | 11       | 12       |        |
|  <p><b>High Back Lounge Chair, Chrome Swivel Base, Arm and Head Patches</b><br/>                     COM Yardage: Back: 2.75; Seat: 1<br/>                     COM Yardage "F" Model: Back/Arms: 3.25; Seat: 1.25<br/>                     Freight Class: 250<br/>                     Product Weight (lbs.): 63<br/>                     Cubic Feet Per Carton: 28.25</p> | <b>8038PH</b>  | Base Price:               | \$3290        |              |  |                        |                        |                        |                        |                        |          |          |          |        |
|   | Back/Arm upcharge:   | +0                        | +\$93         | +\$166       | +\$274   | +\$425                 | +\$488                 | +\$619                 | +\$824                 | +\$978                 | +\$1147  | +\$1498  | +\$1867  |        |
|   | Seat upcharge:   | +0                        | +\$34         | +\$61        | +\$100   | +\$155                 | +\$178                 | +\$225                 | +\$300                 | +\$356                 | +\$417   | +\$545   | +\$679   |        |
|   | <b>8038PHF</b>   | Base Price:               | \$3555        |              |  |                        |                        |                        |                        |                        |          |          |          |        |
|   | Back/Arm upcharge:   | +0                        | +\$110        | +\$197       | +\$323   | +\$502                 | +\$577                 | +\$732                 | +\$974                 | +\$1157                | +\$1355  | +\$1770  | +\$2205  |        |
|   | Seat upcharge:   | +0                        | +\$43         | +\$76        | +\$125   | +\$194                 | +\$222                 | +\$282                 | +\$375                 | +\$446                 | +\$522   | +\$681   | +\$849   |        |
|   | <b>OVERALL DIMENSIONS</b>  |                           | <b>W</b>      | <b>D</b>     | <b>H</b>   | <b>SEAT DIMENSIONS</b> |                        |                        | <b>BACK DIMENSIONS</b> |                        | <b>W</b> | <b>H</b> |          |        |
|   |  |                           | 29            | 31.5         | 44.5   | 21.5                   | 20                     | 17                     | 21                     | 27.5                   |          |          |          |        |
|   | "F" model = Flip Forward<br>Seat for ease of cleaning<br><br>Add \$130 for (SBS)<br>Add \$34 for (SSS); \$51 (F model)   |                           | <b>RTA 00</b> |              | 1 per carton   |                        |                        |                        |                        |                        |          |          |          |        |
|   |  <p><b>Counter Stool, Sled Base</b><br/>                     COM Yardage: Back: 1; Seat: 1<br/>                     Freight Class: 250<br/>                     Product Weight (lbs.): 32<br/>                     Cubic Feet Per Carton: 9</p>               | <b>8051</b>               | Base Price:   | \$1339       |  |                        |                        |                        |                        |                        |          |          |          |        |
| Back/Arm upcharge:  |  | +0                        | +\$34         | +\$61        | +\$100   | +\$155                 | +\$178                 | +\$225                 | +\$300                 | +\$356                 | +\$417   | +\$545   | +\$679   |        |
| Seat upcharge:  |  | +0                        | +\$17         | +\$31        | +\$50  | +\$78                  | +\$89                  | +\$113                 | +\$150                 | +\$179                 | +\$209   | +\$273   | +\$340   |        |
| <b>OVERALL DIMENSIONS</b>   |  | <b>W</b>                  | <b>D</b>      | <b>H</b>     | <b>SEAT DIMENSIONS</b>   |                        |                        | <b>BACK DIMENSIONS</b> |                        | <b>W</b>               | <b>H</b> |          |          |        |
|   |  | 19.25                     | 19            | 35           | 15.5   | 15.75                  | 24.75                  | 12.5                   | 10                     |                        |          |          |          |        |
| Add \$34 for (SBS)<br>Add \$22 for (SSS)  |  | <b>RTA 00</b>             |               | 1 per carton |  |                        |                        |                        |                        |                        |          |          |          |        |
|  <p><b>Counter Stool, Wood Base</b><br/>                     COM Yardage: Back: 1; Seat: 1<br/>                     Freight Class: 250<br/>                     Product Weight (lbs.): 28</p>   |  | <b>8052</b>               | Base Price:   | \$2098       |  |                        |                        |                        |                        |                        |          |          |          |        |
|   |  | Back/Arm upcharge:        | +0            | +\$34        | +\$61  | +\$100                 | +\$155                 | +\$178                 | +\$225                 | +\$300                 | +\$356   | +\$417   | +\$545   | +\$679 |
|   |  | Seat upcharge:            | +0            | +\$17        | +\$31  | +\$50                  | +\$78                  | +\$89                  | +\$113                 | +\$150                 | +\$179   | +\$209   | +\$273   | +\$340 |
|   |  | <b>OVERALL DIMENSIONS</b> |               | <b>W</b>     | <b>D</b>   | <b>H</b>               | <b>SEAT DIMENSIONS</b> |                        |                        | <b>BACK DIMENSIONS</b> |          | <b>W</b> | <b>H</b> |        |
|   |  |                           | 19.25         | 19           | 35   | 15.5                   | 15.75                  | 24.75                  | 12.5                   | 10                     |          |          |          |        |
|   | Add \$34 for (SBS)<br>Add \$22 for (SSS)   |                           | <b>RTA 00</b> |              | FedEx  1 per carton |                        |                        |                        |                        |                        |          |          |          |        |
|   |  <p><b>Counter Stool, Chrome Swivel Base</b><br/>                     COM Yardage: Back: 1; Seat: 1<br/>                     Freight Class: 250<br/>                     Product Weight (lbs.): 43<br/>                     Cubic Feet Per Carton: 11.5</p> | <b>8053</b>               | Base Price:   | \$2553       |  |                        |                        |                        |                        |                        |          |          |          |        |
|   |  | Back/Arm upcharge:        | +0            | +\$34        | +\$61  | +\$100                 | +\$155                 | +\$178                 | +\$225                 | +\$300                 | +\$356   | +\$417   | +\$545   | +\$679 |
|   |  | Seat upcharge:            | +0            | +\$17        | +\$31  | +\$50                  | +\$78                  | +\$89                  | +\$113                 | +\$150                 | +\$179   | +\$209   | +\$273   | +\$340 |
|   |  | <b>OVERALL DIMENSIONS</b> |               | <b>W</b>     | <b>D</b>   | <b>H</b>               | <b>SEAT DIMENSIONS</b> |                        |                        | <b>BACK DIMENSIONS</b> |          | <b>W</b> | <b>H</b> |        |
|   |  | 19.25                     | 20            | 34.5         | 15.5   | 15.75                  | 24.75                  | 12.5                   | 10                     |                        |          |          |          |        |
| Add \$34 for (SBS)<br>Add \$22 for (SSS)  |  | <b>RTA 00</b>             |               | 1 per carton |  |                        |                        |                        |                        |                        |          |          |          |        |
|  <p><b>Bar Stool, Sled Base</b><br/>                     COM Yardage: Back: 1; Seat: 1<br/>                     Freight Class: 250<br/>                     Product Weight (lbs.): 34.5<br/>                     Cubic Feet Per Carton: 11</p>   |  | <b>8054</b>               | Base Price:   | \$1442       |  |                        |                        |                        |                        |                        |          |          |          |        |
|   |  | Back/Arm upcharge:        | +0            | +\$34        | +\$61  | +\$100                 | +\$155                 | +\$178                 | +\$225                 | +\$300                 | +\$356   | +\$417   | +\$545   | +\$679 |
|   |  | Seat upcharge:            | +0            | +\$17        | +\$31  | +\$50                  | +\$78                  | +\$89                  | +\$113                 | +\$150                 | +\$179   | +\$209   | +\$273   | +\$340 |
|   |  | <b>OVERALL DIMENSIONS</b> |               | <b>W</b>     | <b>D</b>   | <b>H</b>               | <b>SEAT DIMENSIONS</b> |                        |                        | <b>BACK DIMENSIONS</b> |          | <b>W</b> | <b>H</b> |        |
|   |  |                           | 19.25         | 20           | 40.25  | 15.5                   | 15.75                  | 30.25                  | 12.5                   | 10                     |          |          |          |        |
|   | Add \$34 for (SBS)<br>Add \$22 for (SSS)   |                           | <b>RTA 00</b> |              | 1 per carton   |                        |                        |                        |                        |                        |          |          |          |        |

| DESCRIPTION  | MODEL#/ FEATURES | STANDARD TEXTILE GRADES                  |              |       |               |                        |              |        |              |        |        |                        |        |        |            |  |
|--|------------------|--|--------------|-------|---------------|------------------------|--------------|--------|--------------|--------|--------|------------------------|--------|--------|------------|--|
|  |                  | 1/COM                                    | 2            | 3     | 4             | 5                      | 6            | 7      | 8            | 9      | 10     | 11                     | 12     |        |            |  |
|  <p><b>Bar Stool, Wood Base</b><br/>COM Yardage: Back: 1; Seat: .5<br/>Freight Class: 250<br/>Product Weight (lbs.): 30<br/>Cubic Feet Per Carton: 11</p> | 8055             | Base Price:                              | \$2199       |       |               |                        |              |        |              |        |        |                        |        |        |            |  |
|  |                  | Back/Arm upcharge:                       | +0           | +\$34 | +\$61         | +\$100                 | +\$155       | +\$178 | +\$225       | +\$300 | +\$356 | +\$417                 | +\$545 | +\$679 |            |  |
|  |                  | Seat upcharge:                           | +0           | +\$17 | +\$31         | +\$50                  | +\$78        | +\$89  | +\$113       | +\$150 | +\$179 | +\$209                 | +\$273 | +\$340 |            |  |
|  |                  | <b>OVERALL DIMENSIONS</b>                | <b>W D H</b> |       |               | <b>SEAT DIMENSIONS</b> |              |        | <b>W D H</b> |        |        | <b>BACK DIMENSIONS</b> |        |        | <b>W H</b> |  |
|  |                  |  | 19.25        | 20    | 40            | 15.5                   | 15.75        | 30     | 12.5         | 10     |        |                        |        |        |            |  |
|  |                  | Add \$34 for (SBS)<br>Add \$22 for (SSS) |              |       | <b>RTA 00</b> | <b>FedEx</b>           | 1 per carton |        |              |        |        |                        |        |        |            |  |

|  |      |  |              |       |               |                        |              |        |              |        |        |                        |        |        |            |  |
|--|------|--|--------------|-------|---------------|------------------------|--------------|--------|--------------|--------|--------|------------------------|--------|--------|------------|--|
|  <p><b>Bar Stool, Chrome Swivel Base</b><br/>COM Yardage: Back: 1; Seat: .5<br/>Freight Class: 250<br/>Product Weight (lbs.): 45.5<br/>Cubic Feet Per Carton: 13.25</p> | 8056 | Base Price:                              | \$2653       |       |               |                        |              |        |              |        |        |                        |        |        |            |  |
|  |      | Back/Arm upcharge:                       | +0           | +\$34 | +\$61         | +\$100                 | +\$155       | +\$178 | +\$225       | +\$300 | +\$356 | +\$417                 | +\$545 | +\$679 |            |  |
|  |      | Seat upcharge:                           | +0           | +\$17 | +\$31         | +\$50                  | +\$78        | +\$89  | +\$113       | +\$150 | +\$179 | +\$209                 | +\$273 | +\$340 |            |  |
|  |      | <b>OVERALL DIMENSIONS</b>                | <b>W D H</b> |       |               | <b>SEAT DIMENSIONS</b> |              |        | <b>W D H</b> |        |        | <b>BACK DIMENSIONS</b> |        |        | <b>W H</b> |  |
|  |      |  | 19.25        | 20    | 40            | 15.5                   | 15.75        | 30     | 12.5         | 10     |        |                        |        |        |            |  |
|  |      | Add \$34 for (SBS)<br>Add \$22 for (SSS) |              |       | <b>RTA 00</b> |                        | 1 per carton |        |              |        |        |                        |        |        |            |  |

DRIFT TABLES



**model 8041R2616C**  
26"W x 16"H Round Table,  
Laminate Surface, Flat Edge,  
Chrome Base



**model 8042SQ2816I**  
28"W x 16"H Square Table,  
Laminate Surface, Flat Edge,  
Sled Base



**Model 8042SQ2816W**  
28"W x 16"H Square Table,  
Laminate Surface, Flat Edge  
Wood Base



For Drift seating, see page 298

EXAMPLE OF TABLE ORDER CODE:

|              |              |                |                         |                        |
|--------------|--------------|----------------|-------------------------|------------------------|
| 8041R2616I   | TFL          | ACJ            | TBL                     | CG                     |
| Model Number | Surface Type | Top HPL Finish | Base Finish (Sled Base) | Glide Type (Sled Base) |

STANDARD FEATURES

- Tables are available in three shapes, multiple sizes, two edge styles and three top materials. All offer three base option: sled, four-legged wood and a polished Chrome base.
- Table bases are fixed and do not swivel.
- Sled bases are available in two heights.
- Wood bases are made from beechwood and are available in all standard wood finishes.
- Sled bases are standard in paint and optionally available in Chrome. See upcharges.
- Chrome bases are available in polished chrome only.
- Table tops are available in either laminate or solid surface.
- Laminate flat edge tops are available in either a 1" thick thermally fused laminate (TFL) with 2mm edgeband or 1-1/16" thick high pressure laminate (HPL) or ultra matte high pressure laminate (UML) with 2mm edgeband (see models for upcharges).
- Laminate knife edge tops are only available in 1-3/16" thick high pressure laminate (HPL) or ultra matte high pressure laminate (UML) with 2.5mm edgeband.
- Solid surface table tops are 1.25" thick, available with flat or knife edge tops.
- Polished Chrome bases are equipped with White non-marking polycarbonate glides that are suitable for most hard and carpeted floor surfaces.
- Sled bases are available with clear polycarbonate glides, standard.
- Wood and sled bases may be specified with a variety of optional glide types to suit various flooring materials. (See Glide Types for additional glide options and upcharges.)
- Tables are shipped fully assembled.

Please specify based on the following criteria:

- **Model number** (suffix determines edge detail)

sled base models

- \_\_\_\_\_ I laminate flat edge
- \_\_\_\_\_ K laminate knife edge
- \_\_\_\_\_ SF solid surface flat edge
- \_\_\_\_\_ SK solid surface knife edge

polished chrome base models

- \_\_\_\_\_ C laminate flat edge
- \_\_\_\_\_ CK laminate knife edge
- \_\_\_\_\_ CSF solid surface flat edge
- \_\_\_\_\_ CSK solid surface knife edge

four-legged wood base models

- \_\_\_\_\_ W laminate flat edge
- \_\_\_\_\_ WK laminate knife edge
- \_\_\_\_\_ WSF solid surface flat edge
- \_\_\_\_\_ WSK solid surface knife edge

Add option codes in the following order:

- **Top details**
- LAMINATE**
- Surface type** (laminate flat edge tables only)
  - (TFL) Thermally fused laminate
  - (HPL) High pressure laminate
  - (UML) High pressure laminate (\*select colors only)
- Top Finish** (see model for HPL or UML upcharges)
 

|                       |                          |
|-----------------------|--------------------------|
| (ACJ) Absolute Acajou | (ASN) Asian Night        |
| (AWC) Avant Cherry    | (AWH) Avant Honey        |
| (BLK) Black*          | (BZD) Blizzard*          |
| (BRC) Brushed Cobalt  | (CMB) Clear Maple        |
| (CGY) Custom Grey*    | (DES) Dark Espresso      |
| (DWT) Designer White* | (FAS) Fashionista        |
| (FCL) First Class     | (NBL) Noce Biondo        |
| (NGL) Noce Grigio     | (NEL) Noce Leggero       |
| (NML), Noce Medio     | (QTM) Quartered Mahogany |
| (SBY) Sheer Beauty    | (SOG) Storm Grey*        |
| (SDT) Stonedust*      | (WCR) Winter Cherry      |
| (WHC) White Chocolate | (WHE) Walnut Heights     |
- SOLID SURFACE**
- Top finish** (see model for grade 2 upcharges)
  - (SWH) Designer White - grade 1
  - (SBT) Beige Tempest - grade 2
  - (SBX) Black Onyx Mirage - grade 2
  - (SMG) Milk Glass Spectra - grade 2
  - (SFW) Frosty White Mirage - grade 2
  - (SHS) Hot Stone - grade 2
  - (SNM) Northern Melange - grade 2
- **Base finish**
- SLED BASE**
- For leg frame finish options, please see page 433. Upcharges apply for the following plated finish:
  - (CHM) Chrome. Add \$42
- WOOD BASE** (see coordination chart)
 

|                     |                      |
|---------------------|----------------------|
| (AAM) Absolute      | (NLW) Natural Walnut |
| (BKM) Black         | (ASM) Night          |
| (ACM) Cherry        | (NBM) Noce Biondo    |
| (EOM) English Oak   | (NGM) Noce Grigio    |
| (ECM) Espresso Cafe | (NEM) Noce Leggero   |
| (TFM) Fruitwood     | (NMM) Noce Medio     |
| (HGM) Gray          | (SKM) Shaker Cherry  |
| (AHM) Honey         | (TWM) Walnut         |
| (TMM) Mahogany      | (WTM) WC Cream       |
| (AVM) Maple         | (WHM) White          |
| (MWM) Medium Walnut | (WCM) Winter Cherry  |
- POLISHED CHROME BASE**
- (CHM) Chrome.
- **Glide type**
- SLED BASE GLIDES**
- (CG) Clear, polycarbonate glide for most floor surfaces (standard)
- (XG) No glide for carpeted surfaces, no charge
- (SG) Steel cushioned glide for carpeted surface. Add \$36
- (RG) Rubber, non-slip glide for most hard floor surfaces. Add \$36
- (FG) Felt glide for most hard floor surfaces. Add \$36
- WOOD BASE GLIDES**
- (NM) White non-marking nylon glide for most surfaces (standard)
- (SG) Steel cushioned glides for carpeted surfaces. Add \$36.
- (RG) Non-slip rubber glides for most hard floor surfaces. Add \$36.
- (FG) Felt glides for most hard floor surfaces. Add \$36.



Round Table with Sled Base

| MODEL#                                     | DIMENSIONS   | FREIGHT CLASS | WT/LBS. | CUBIC FT. | LIST PRICE    | HPL ADD      | UML ADD      | GR. 2 ADD    |
|--|--------------|---------------|---------|-----------|---------------|--------------|--------------|--------------|
| <b>D x W x H</b>                           |              |               |         |           |               |              |              |              |
| <b>Laminate, flat edge (TFL laminate)</b>  |              |               |         |           |               |              |              |              |
| 8041R2616I                                 | 26 x 26 x 16 | 250           | 35      | 10.25     | <b>\$592</b>  | <b>\$104</b> | <b>\$237</b> | n/a          |
| 8041R3016I                                 | 30 x 30 x 16 | 250           | 44      | 13        | <b>\$624</b>  | <b>\$122</b> | <b>\$237</b> | n/a          |
| 8041R2120I                                 | 21 x 21 x 20 | 250           | 29      | 8.75      | <b>\$620</b>  | <b>\$103</b> | <b>\$237</b> | n/a          |
| <b>Laminate, knife edge (HPL laminate)</b> |              |               |         |           |               |              |              |              |
| 8041R2616IK                                | 26 x 26 x 16 | 250           | 35      | 10.25     | <b>\$1265</b> | n/a          | <b>\$331</b> | n/a          |
| 8041R3016IK                                | 30 x 30 x 16 | 250           | 44      | 13        | <b>\$1355</b> | n/a          | <b>\$331</b> | n/a          |
| 8041R2120IK                                | 21 x 21 x 20 | 250           | 29      | 8.75      | <b>\$1051</b> | n/a          | <b>\$166</b> | n/a          |
| <b>Solid surface, flat edge</b>            |              |               |         |           |               |              |              |              |
| 8041R2616ISF                               | 26 x 26 x 16 | 150           | 48      | 10.25     | <b>\$2472</b> | n/a          | n/a          | <b>\$167</b> |
| 8041R3016ISF                               | 30 x 30 x 16 | 150           | 61      | 13        | <b>\$2661</b> | n/a          | n/a          | <b>\$230</b> |
| 8041R2120ISF                               | 21 x 21 x 20 | 150           | 37.5    | 8.75      | <b>\$2326</b> | n/a          | n/a          | <b>\$115</b> |
| <b>Solid surface, knife edge</b>           |              |               |         |           |               |              |              |              |
| 8041R2616ISK                               | 26 x 26 x 16 | 150           | 48      | 10.25     | <b>\$2529</b> | n/a          | n/a          | <b>\$179</b> |
| 8041R3016ISK                               | 30 x 30 x 16 | 150           | 61      | 13        | <b>\$2747</b> | n/a          | n/a          | <b>\$247</b> |
| 8041R2120ISK                               | 21 x 21 x 20 | 150           | 37.5    | 8.75      | <b>\$2429</b> | n/a          | n/a          | <b>\$122</b> |

Finished height will vary depending on material top. Shipped fully assembled in 1 carton.



Square Table with Sled Base

|  |              |     |      |       |               |              |              |              |
|--|--------------|-----|------|-------|---------------|--------------|--------------|--------------|
| <b>Laminate, flat edge (TFL laminate)</b>  |              |     |      |       |               |              |              |              |
| 8042SQ2216I                                | 22 x 22 x 16 | 150 | 34   | 8     | <b>\$592</b>  | <b>\$104</b> | <b>\$237</b> | n/a          |
| 8042SQ2816I                                | 28 x 28 x 16 | 250 | 44   | 11.75 | <b>\$624</b>  | <b>\$122</b> | <b>\$237</b> | n/a          |
| 8042SQ1920I                                | 19 x 19 x 20 | 250 | 29   | 7.75  | <b>\$600</b>  | <b>\$93</b>  | <b>\$237</b> | n/a          |
| <b>Laminate, knife edge (HPL laminate)</b> |              |     |      |       |               |              |              |              |
| 8042SQ2216IK                               | 22 x 22 x 16 | 150 | 34   | 8     | <b>\$1051</b> | n/a          | <b>\$166</b> | n/a          |
| 8042SQ2816IK                               | 28 x 28 x 16 | 250 | 44   | 11.75 | <b>\$1317</b> | n/a          | <b>\$331</b> | n/a          |
| 8042SQ1920IK                               | 19 x 19 x 20 | 250 | 29   | 7.75  | <b>\$1008</b> | n/a          | <b>\$166</b> | n/a          |
| <b>Solid surface, flat edge</b>            |              |     |      |       |               |              |              |              |
| 8042SQ2216ISF                              | 22 x 22 x 16 | 150 | 39.5 | 8     | <b>\$2179</b> | n/a          | n/a          | <b>\$144</b> |
| 8042SQ2816ISF                              | 28 x 28 x 16 | 150 | 62.5 | 11.75 | <b>\$2496</b> | n/a          | n/a          | <b>\$230</b> |
| 8042SQ1920ISF                              | 19 x 19 x 20 | 150 | 38   | 7.75  | <b>\$2085</b> | n/a          | n/a          | <b>\$174</b> |
| <b>Solid surface, knife edge</b>           |              |     |      |       |               |              |              |              |
| 8042SQ2216ISK                              | 22 x 22 x 16 | 150 | 39.5 | 8     | <b>\$2529</b> | n/a          | n/a          | <b>\$174</b> |
| 8042SQ2816ISK                              | 28 x 28 x 16 | 150 | 62.5 | 11.75 | <b>\$2975</b> | n/a          | n/a          | <b>\$259</b> |
| 8042SQ1920ISK                              | 19 x 19 x 20 | 150 | 38   | 7.75  | <b>\$2429</b> | n/a          | n/a          | <b>\$127</b> |

Finished height will vary depending on material top. Shipped fully assembled in 1 carton.



Oval Table with Sled Base

| MODEL#                                     | DIMENSIONS   | FREIGHT CLASS | WT./LBS. | CUBIC FT. | LIST PRICE | HPL ADD | UML ADD | GR. 2 ADD |
|--|--------------|---------------|----------|-----------|------------|---------|---------|-----------|
| <b>D x W x H</b>                           |              |               |          |           |            |         |         |           |
| <b>Laminate, flat edge (TFL laminate)</b>  |              |               |          |           |            |         |         |           |
| 80430V2616I                                | 26 x 22 x 16 | 150           | 36.5     | 8.75      | \$592      | \$104   | \$237   | n/a       |
| 80430V3116I                                | 31 x 26 x 16 | 250           | 46       | 11.75     | \$624      | \$122   | \$237   | n/a       |
| 80430V2220I                                | 22 x 18 x 20 | 250           | 34       | 10.75     | \$620      | \$103   | \$237   | n/a       |
| <b>Laminate, knife edge (HPL laminate)</b> |              |               |          |           |            |         |         |           |
| 80430V2616IK                               | 26 x 22 x 16 | 150           | 36.5     | 8.75      | \$1265     | n/a     | \$331   | n/a       |
| 80430V3116IK                               | 31 x 26 x 16 | 250           | 46       | 11.75     | \$1441     | n/a     | \$331   | n/a       |
| 80430V2220IK                               | 22 x 18 x 20 | 250           | 34       | 10.75     | \$1175     | n/a     | \$166   | n/a       |
| <b>Solid surface, flat edge</b>            |              |               |          |           |            |         |         |           |
| 80430V2616ISF                              | 26 x 22 x 16 | 150           | 42       | 8.75      | \$2472     | n/a     | n/a     | \$167     |
| 80430V3116ISF                              | 31 x 26 x 16 | 150           | 60       | 11.75     | \$2661     | n/a     | n/a     | \$230     |
| 80430V2220ISF                              | 22 x 18 x 20 | 250           | 38       | 10.75     | \$2326     | n/a     | n/a     | \$115     |
| <b>Solid surface, knife edge</b>           |              |               |          |           |            |         |         |           |
| 80430V2616ISK                              | 26 x 22 x 16 | 150           | 42       | 8.75      | \$2529     | n/a     | n/a     | \$179     |
| 80430V3116ISK                              | 31 x 26 x 16 | 150           | 60       | 11.75     | \$2747     | n/a     | n/a     | \$247     |
| 80430V2220ISK                              | 22 x 18 x 20 | 250           | 38       | 10.75     | \$2429     | n/a     | n/a     | \$122     |

Finished height will vary depending on material top. Shipped fully assembled in 1 carton.



Round Table with Polished Chrome Base

|  |              |     |       |       |        |       |       |       |
|--|--------------|-----|-------|-------|--------|-------|-------|-------|
| <b>Laminate, flat edge (TFL laminate)</b>  |              |     |       |       |        |       |       |       |
| 8041R2616C                                 | 26 x 26 x 16 | 250 | 38    | 10.75 | \$1117 | \$104 | \$237 | n/a   |
| 8041R3016C                                 | 30 x 30 x 16 | 250 | 45    | 13    | \$1148 | \$122 | \$237 | n/a   |
| <b>Laminate, knife edge (HPL laminate)</b> |              |     |       |       |        |       |       |       |
| 8041R2616CK                                | 26 x 26 x 16 | 250 | 38    | 10.75 | \$1790 | n/a   | \$331 | n/a   |
| 8041R3016CK                                | 30 x 30 x 16 | 250 | 45    | 13    | \$1881 | n/a   | \$331 | n/a   |
| <b>Solid surface, flat edge</b>            |              |     |       |       |        |       |       |       |
| 8041R2616CSF                               | 26 x 26 x 16 | 150 | 51    | 10.75 | \$2997 | n/a   | n/a   | \$167 |
| 8041R3016CSF                               | 30 x 30 x 16 | 150 | 62.5  | 13    | \$3186 | n/a   | n/a   | \$230 |
| <b>Solid surface, knife edge</b>           |              |     |       |       |        |       |       |       |
| 8041R2616CSK                               | 26 x 26 x 16 | 150 | 51    | 10.75 | \$3054 | n/a   | n/a   | \$179 |
| 8041R3016CSK                               | 30 x 30 x 16 | 250 | 31.25 | 13    | \$3272 | n/a   | n/a   | \$247 |

Finished height will vary depending on material top. Shipped fully assembled in 1 carton.



Round Table with Wood Base

|  |              |     |      |       |        |       |       |       |
|--|--------------|-----|------|-------|--------|-------|-------|-------|
| <b>Laminate, flat edge (TFL laminate)</b>  |              |     |      |       |        |       |       |       |
| 8041R2616W                                 | 26 x 26 x 16 | 250 | 32   | 10.75 | \$1271 | \$104 | \$237 | n/a   |
| 8041R3016W                                 | 30 x 30 x 16 | 250 | 40   | 13    | \$1302 | \$122 | \$237 | n/a   |
| <b>Laminate, knife edge (HPL laminate)</b> |              |     |      |       |        |       |       |       |
| 8041R2616WK                                | 26 x 26 x 16 | 250 | 32   | 10.75 | \$1944 | n/a   | \$331 | n/a   |
| 8041R3016WK                                | 30 x 30 x 16 | 250 | 40   | 13    | \$2033 | n/a   | \$331 | n/a   |
| <b>Solid surface, flat edge</b>            |              |     |      |       |        |       |       |       |
| 8041R2616WSF                               | 26 x 26 x 16 | 150 | 45.5 | 10.75 | \$3150 | n/a   | n/a   | \$167 |
| 8041R3016WSF                               | 30 x 30 x 16 | 150 | 57.5 | 13    | \$3340 | n/a   | n/a   | \$230 |
| <b>Solid surface, knife edge</b>           |              |     |      |       |        |       |       |       |
| 8041R2616WSK                               | 26 x 26 x 16 | 150 | 45.5 | 10.75 | \$3208 | n/a   | n/a   | \$179 |
| 8041R3016WSK                               | 30 x 30 x 16 | 150 | 57.5 | 13    | \$3425 | n/a   | n/a   | \$247 |

Finished height will vary depending on material top. Shipped fully assembled in 1 carton.



Square Table with Polished Chrome Base

| MODEL#                                     | DIMENSIONS         | FREIGHT CLASS | WT/LBS. | CUBIC FT. | LIST PRICE    | HPL ADD      | UML ADD      | GR. 2 ADD    |
|--|--------------------|---------------|---------|-----------|---------------|--------------|--------------|--------------|
| <b>D x W x H</b>                           |                    |               |         |           |               |              |              |              |
| <b>Laminate, flat edge (TFL laminate)</b>  |                    |               |         |           |               |              |              |              |
| 8042SQ2216C                                | 22.75 x 22.75 x 16 | 150           | 36      | 7.75      | <b>\$1117</b> | <b>\$104</b> | <b>\$237</b> | n/a          |
| 8042SQ2816C                                | 28.5 x 28.5 x 16   | 250           | 45      | 11.5      | <b>\$1148</b> | <b>\$122</b> | <b>\$237</b> | n/a          |
| <b>Laminate, knife edge (HPL laminate)</b> |                    |               |         |           |               |              |              |              |
| 8042SQ2216CK                               | 22.75 x 22.75 x 16 | 150           | 36      | 7.75      | <b>\$1576</b> | n/a          | <b>\$166</b> | n/a          |
| 8042SQ2816CK                               | 28.5 x 28.5 x 16   | 250           | 45      | 11.5      | <b>\$1676</b> | n/a          | <b>\$331</b> | n/a          |
| <b>Solid surface, flat edge</b>            |                    |               |         |           |               |              |              |              |
| 8042SQ2216CSF                              | 22.75 x 22.75 x 16 | 150           | 41      | 7.75      | <b>\$2704</b> | n/a          | n/a          | <b>\$144</b> |
| 8042SQ2816CSF                              | 28.5 x 28.5 x 16   | 150           | 57.5    | 11.5      | <b>\$3020</b> | n/a          | n/a          | <b>\$230</b> |
| <b>Solid surface, knife edge</b>           |                    |               |         |           |               |              |              |              |
| 8042SQ2216CSK                              | 22.75 x 22.75 x 16 | 150           | 41      | 7.75      | <b>\$3054</b> | n/a          | n/a          | <b>\$174</b> |
| 8042SQ2816CSK                              | 28.5 x 28.5 x 16   | 150           | 57.5    | 11.5      | <b>\$3499</b> | n/a          | n/a          | <b>\$259</b> |

Finished height will vary depending on material top. Shipped fully assembled in 1 carton.



Square Table with Wood Base

|  |                    |     |    |      |               |              |              |              |
|--|--------------------|-----|----|------|---------------|--------------|--------------|--------------|
| <b>Laminate, flat edge (HPL laminate)</b>  |                    |     |    |      |               |              |              |              |
| 8042SQ2216W                                | 22.75 x 22.75 x 16 | 250 | 30 | 7.75 | <b>\$1271</b> | <b>\$104</b> | <b>\$237</b> | n/a          |
| 8042SQ2816W                                | 28.5 x 28.5 x 16   | 250 | 39 | 11.5 | <b>\$1302</b> | <b>\$122</b> | <b>\$237</b> | n/a          |
| <b>Laminate, knife edge (HPL laminate)</b> |                    |     |    |      |               |              |              |              |
| 8042SQ2216WK                               | 22.75 x 22.75 x 16 | 250 | 30 | 7.75 | <b>\$1730</b> | n/a          | <b>\$166</b> | n/a          |
| 8042SQ2816WK                               | 28.5 x 28.5 x 16   | 250 | 39 | 11.5 | <b>\$1830</b> | n/a          | <b>\$331</b> | n/a          |
| <b>Solid surface, flat edge</b>            |                    |     |    |      |               |              |              |              |
| 8042SQ2216WSF                              | 22.75 x 22.75 x 16 | 150 | 36 | 7.75 | <b>\$2857</b> | n/a          | n/a          | <b>\$144</b> |
| 8042SQ2816WSF                              | 28.5 x 28.5 x 16   | 150 | 59 | 11.5 | <b>\$3174</b> | n/a          | n/a          | <b>\$230</b> |
| <b>Solid surface, knife edge</b>           |                    |     |    |      |               |              |              |              |
| 8042SQ2216WSK                              | 22.75 x 22.75 x 16 | 150 | 36 | 7.75 | <b>\$3208</b> | n/a          | n/a          | <b>\$174</b> |
| 8042SQ2816WSK                              | 28.5 x 28.5 x 16   | 150 | 59 | 11.5 | <b>\$3653</b> | n/a          | n/a          | <b>\$259</b> |

Finished height will vary depending on material top. Shipped fully assembled in 1 carton.



Oval Table with Polished Chrome Base

| MODEL#                           | DIMENSIONS   | FREIGHT CLASS | WT./LBS. | CUBIC FT. | LIST PRICE    | HPL ADD      | UML ADD      | GR. 2 ADD    |
|----------------------------------|--------------|---------------|----------|-----------|---------------|--------------|--------------|--------------|
| <b>D x W x H</b>                 |              |               |          |           |               |              |              |              |
| <b>Laminate, flat edge</b>       |              |               |          |           |               |              |              |              |
| 80430V2616C                      | 26 x 22 x 16 | 150           | 38       | 9.25      | <b>\$1117</b> | <b>\$104</b> | <b>\$237</b> | n/a          |
| 80430V3116C                      | 31 x 26 x 16 | 250           | 44       | 11.75     | <b>\$1148</b> | <b>\$122</b> | <b>\$237</b> | n/a          |
| <b>Laminate, knife edge</b>      |              |               |          |           |               |              |              |              |
| 80430V2616CK                     | 26 x 22 x 16 | 150           | 38       | 9.25      | <b>\$1790</b> | n/a          | <b>\$331</b> | n/a          |
| 80430V3116CK                     | 31 x 26 x 16 | 250           | 44       | 11.75     | <b>\$1965</b> | n/a          | <b>\$331</b> | n/a          |
| <b>Solid surface, flat edge</b>  |              |               |          |           |               |              |              |              |
| 80430V2616CSF                    | 26 x 22 x 16 | 150           | 49.5     | 9.25      | <b>\$2997</b> | n/a          | n/a          | <b>\$167</b> |
| 80430V3116CSF                    | 31 x 26 x 16 | 150           | 61.5     | 11.75     | <b>\$3186</b> | n/a          | n/a          | <b>\$230</b> |
| <b>Solid surface, knife edge</b> |              |               |          |           |               |              |              |              |
| 80430V2616CSK                    | 26 x 22 x 16 | 150           | 49.5     | 9.25      | <b>\$3054</b> | n/a          | n/a          | <b>\$179</b> |
| 80430V3116CSK                    | 31 x 26 x 16 | 150           | 61.5     | 11.75     | <b>\$3272</b> | n/a          | n/a          | <b>\$247</b> |

Finished height will vary depending on material top. Shipped fully assembled in 1 carton.



Oval Table with Wood Base

|                                  |              |     |      |       |               |              |              |              |
|----------------------------------|--------------|-----|------|-------|---------------|--------------|--------------|--------------|
| <b>Laminate, flat edge</b>       |              |     |      |       |               |              |              |              |
| 80430V2616W                      | 26 x 22 x 16 | 250 | 32   | 9.25  | <b>\$1271</b> | <b>\$104</b> | <b>\$237</b> | n/a          |
| 80430V3116W                      | 31 x 26 x 16 | 250 | 39   | 11.75 | <b>\$1302</b> | <b>\$122</b> | <b>\$237</b> | n/a          |
| <b>Laminate, knife edge</b>      |              |     |      |       |               |              |              |              |
| 80430V2616WK                     | 26 x 22 x 16 | 250 | 32   | 9.25  | <b>\$1944</b> | n/a          | <b>\$331</b> | n/a          |
| 80430V3116WK                     | 31 x 26 x 16 | 250 | 39   | 11.75 | <b>\$2119</b> | n/a          | <b>\$331</b> | n/a          |
| <b>Solid surface, flat edge</b>  |              |     |      |       |               |              |              |              |
| 80430V2616WSF                    | 26 x 22 x 16 | 150 | 44.5 | 9.25  | <b>\$3150</b> | n/a          | n/a          | <b>\$167</b> |
| 80430V3116WSF                    | 31 x 26 x 16 | 150 | 56.5 | 11.75 | <b>\$3340</b> | n/a          | n/a          | <b>\$230</b> |
| <b>Solid surface, knife edge</b> |              |     |      |       |               |              |              |              |
| 80430V2616WSK                    | 26 x 22 x 16 | 150 | 44.5 | 9.25  | <b>\$3208</b> | n/a          | n/a          | <b>\$179</b> |
| 80430V3116WSK                    | 31 x 26 x 16 | 150 | 56.5 | 11.75 | <b>\$3425</b> | n/a          | n/a          | <b>\$247</b> |

Finished height will vary depending on material top. Shipped fully assembled in 1 carton.

JEO



model 8434



model 8433-4



Optional Quilted Stitch Back (Q).



Optional 5 prong base with glides (G).

STANDARD FEATURES

- Jeo is a contemporary, retro - inspired series with versatility for a variety of workplace applications.
- The tailored box styling functions well in lounge, conferencing, collaboration and side/guest environments.
- Three seating models: swivel tilter with a 5 prong caster base, a swivel self-centering return with a stationary round pedestal base or a matching four legged Arm Chair.
- Model 8433-4 is standard with a five prong Black nylon base with carpet casters (C1).
- Model 8437 is standard with Black four-legged frame.
- Upholstery options: fabric, vinyl, leather or a combination of two or more materials. The upholstery surfaces are seamed together with tailored double stitch detailing.
- Check textile availability prior to specifying upholstery material.

OPTIONAL FEATURES

- Chairs are available with an Optional Quilted Stitch back. Please specify (Q). Add \$212.
- Model 8433-4 has an optional five prong Aluminum base. specify (AL).
- Optional 5 prong Aluminum base with hard glides. Please specify (C7).
- Optional soft casters are available on the 5 prong base. Please specify (C9R) . Add \$76.
- Model 8434 round pedestal base available in Chrome (CHM) or Brushed Chrome (BCH). Please specify.
- Model 8437 has optional Chrome (CHM) or Brushed Chrome (BCH) four-legged frame.
- Occasional tables are available in the following laminate finishes to coordinate with Global Desking and wood seating: Absolute Acajou (ACJ), Asian Night (ASN), Avant Cherry (AWC), Avant Honey (AWH), Black (BLK), Blizzard (BZD), Brushed Cobalt (BRC), Clear Maple (CMB), Custom Grey (CGY), Dark Espresso (DES), Designer White (DWT), Fashionista (FAS), First Class (FCL), Noce Biondo (NBL), Noce Grigio (NGL), Noce Leggero (NEL), Noce Medio (NML), Quartered Mahogany (QTM), Sheer Beauty (SBY), Stonedust (SDT), Walnut Heights (WHE), White Chocolate (WHC), and Winter Cherry (WCR). Please Specify.

| DESCRIPTION | FEATURES | MODEL# | STANDARD TEXTILE GRADES |   |   |   |   |   |   |   |   |    |    |    |
|-------------|----------|--------|-------------------------|---|---|---|---|---|---|---|---|----|----|----|
|             |          |        | 1                       | 2 | 3 | 4 | 5 | 6 | 7 | 8 | 9 | 10 | 11 | 12 |



Self-Centering Lounge Chair on Pedestal Base

COM Yardage: 2.75  
Freight Class: 250  
Product Weight (lbs.): 50  
Cubic Feet Per Carton: 22

Ergonomic Features:  
C

|      |      |      |      |      |      |      |      |      |      |      |      |      |
|------|------|------|------|------|------|------|------|------|------|------|------|------|
| 8434 | 2474 | 2569 | 2643 | 2753 | 2909 | 2964 | 3100 | 3360 | 3487 | 3727 | 4055 | 4462 |
|------|------|------|------|------|------|------|------|------|------|------|------|------|

| OVERALL DIMENSIONS |    |         | SEAT DIMENSIONS |    |         | BACK DIMENSIONS |    |
|--------------------|----|---------|-----------------|----|---------|-----------------|----|
| W                  | D  | H       | W               | D  | H       | W               | H  |
| 26                 | 25 | 30-32.5 | 20              | 19 | 16.5-19 | 20              | 15 |



Swivel Tilter Chair

COM Yardage: 2.75  
Freight Class: 250  
Product Weight (lbs.): 50  
Cubic Feet Per Carton: 22

Ergonomic Features:  
A, B, C, S

|        |      |      |      |      |      |      |      |      |      |      |      |      |
|--------|------|------|------|------|------|------|------|------|------|------|------|------|
| 8433-4 | 1679 | 1798 | 1887 | 2024 | 2218 | 2308 | 2483 | 2761 | 2978 | 3217 | 3709 | 4235 |
|--------|------|------|------|------|------|------|------|------|------|------|------|------|

| OVERALL DIMENSIONS |    |         | SEAT DIMENSIONS |    |         | BACK DIMENSIONS |    |
|--------------------|----|---------|-----------------|----|---------|-----------------|----|
| W                  | D  | H       | W               | D  | H       | W               | H  |
| 26                 | 25 | 30-32.5 | 20              | 19 | 16.5-19 | 20              | 15 |



Arm Chair

COM Yardage: 2.75  
Freight Class: 250  
Product Weight (lbs.): 50  
Cubic Feet Per Carton: 22

|      |      |      |      |      |      |      |      |      |      |      |      |      |
|------|------|------|------|------|------|------|------|------|------|------|------|------|
| 8437 | 1635 | 1741 | 1820 | 1940 | 2108 | 2189 | 2342 | 2587 | 2775 | 2984 | 3417 | 3876 |
|------|------|------|------|------|------|------|------|------|------|------|------|------|

| OVERALL DIMENSIONS |    |    | SEAT DIMENSIONS |    |    | BACK DIMENSIONS |    |
|--------------------|----|----|-----------------|----|----|-----------------|----|
| W                  | D  | H  | W               | D  | H  | W               | H  |
| 26                 | 25 | 34 | 20              | 19 | 18 | 20              | 15 |

KATE®



model 2811-4


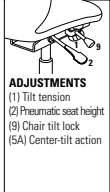


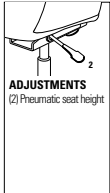





model 2811-8

STANDARD FEATURES

- A contemporary, yet retro series featuring sculpted seat and back cushions.
- Fully upholstered closed arms offer a unique style and function in the workplace.
- Models are standard with a five legged Polished Aluminum base.
- **C10** casters are standard.
- Check textile availability prior to specifying upholstery material.

OPTIONAL FEATURES

- An optional Black injection molded base is available at no upcharge, please specify **(BK)**.
- There are no caster options for this series. **C7** glides can be specified at no upcharge.
- For hard surface flooring please specify **C10R**. Add \$70.
- For fully assembled in box, specify **SU**. Add \$81.

| DESCRIPTION   | FEATURES   | MODEL#  | STANDARD TEXTILE GRADES  |        |                 |                 |        |                 |                 |        |        |        |    |                    |                    |   |                 |                 |   |                 |                 |    |    |        |        |        |        |        |        |        |        |        |        |        |        |            |      |      |
|---|--|---|--|--------|-----------------|-----------------|--------|-----------------|-----------------|--------|--------|--------|----|--------------------|--------------------|---|-----------------|-----------------|---|-----------------|-----------------|----|----|--------|--------|--------|--------|--------|--------|--------|--------|--------|--------|--------|--------|------------|------|------|
|   |  |   | 1  | 2      | 3               | 4               | 5      | 6               | 7               | 8      | 9      | 10     | 11 | 12                 |                    |   |                 |                 |   |                 |                 |    |    |        |        |        |        |        |        |        |        |        |        |        |        |            |      |      |
|  <p><b>MB Tilter</b><br/>COM Yardage: 3.75<br/>Freight Class: 250<br/>Product Weight (lbs.): 47<br/>Cubic Feet Per Carton: 15.75</p>   |  <p><b>ADJUSTMENTS</b><br/>(1) Tilt tension<br/>(2) Pneumatic seat height<br/>(9) Chair tilt lock<br/>(5A) Center-tilt action</p> | <p>Ergonomic Features:<br/>A, B, C, N</p>   | <table border="1"> <thead> <tr> <th colspan="3">OVERALL DIMENSIONS</th> <th colspan="3">SEAT DIMENSIONS</th> <th colspan="2">BACK DIMENSIONS</th> </tr> <tr> <th>W</th><th>D</th><th>H</th> <th>W</th><th>D</th><th>H</th> <th>W</th><th>H</th> </tr> </thead> <tbody> <tr> <td>26</td><td>24.5</td><td>33</td> <td>17.5</td><td>18</td><td>17.5-21.50</td> <td>19</td><td>15.5</td> </tr> </tbody> </table> |        |                 |                 |        |                 |                 |        |        |        |    |                    | OVERALL DIMENSIONS |   |                 | SEAT DIMENSIONS |   |                 | BACK DIMENSIONS |    | W  | D      | H      | W      | D      | H      | W      | H      | 26     | 24.5   | 33     | 17.5   | 18     | 17.5-21.50 | 19   | 15.5 |
|   |  |   | OVERALL DIMENSIONS   |        |                 | SEAT DIMENSIONS |        |                 | BACK DIMENSIONS |        |        |        |    |                    |                    |   |                 |                 |   |                 |                 |    |    |        |        |        |        |        |        |        |        |        |        |        |        |            |      |      |
|   |  |   | W  | D      | H               | W               | D      | H               | W               | H      |        |        |    |                    |                    |   |                 |                 |   |                 |                 |    |    |        |        |        |        |        |        |        |        |        |        |        |        |            |      |      |
|   |  |   | 26   | 24.5   | 33              | 17.5            | 18     | 17.5-21.50      | 19              | 15.5   |        |        |    |                    |                    |   |                 |                 |   |                 |                 |    |    |        |        |        |        |        |        |        |        |        |        |        |        |            |      |      |
| <p><b>RTA 00</b></p>  |  |   |  |        |                 |                 |        |                 |                 |        |        |        |    |                    |                    |   |                 |                 |   |                 |                 |    |    |        |        |        |        |        |        |        |        |        |        |        |        |            |      |      |
| <table border="1"> <thead> <tr> <th>1</th><th>2</th><th>3</th><th>4</th><th>5</th><th>6</th><th>7</th><th>8</th><th>9</th><th>10</th><th>11</th><th>12</th> </tr> </thead> <tbody> <tr> <td>2811-4</td><td>\$1490</td><td>\$1635</td><td>\$1752</td><td>\$1925</td><td>\$2169</td><td>\$2260</td><td>\$2472</td><td>\$2883</td><td>\$3079</td><td>\$3458</td><td>\$3975</td><td>\$4615</td> </tr> </tbody> </table> |  |   |  |        |                 |                 |        |                 |                 |        |        | 1      | 2  | 3                  | 4                  | 5 | 6               | 7               | 8 | 9               | 10              | 11 | 12 | 2811-4 | \$1490 | \$1635 | \$1752 | \$1925 | \$2169 | \$2260 | \$2472 | \$2883 | \$3079 | \$3458 | \$3975 | \$4615     |      |      |
| 1   | 2  | 3   | 4  | 5      | 6               | 7               | 8      | 9               | 10              | 11     | 12     |        |    |                    |                    |   |                 |                 |   |                 |                 |    |    |        |        |        |        |        |        |        |        |        |        |        |        |            |      |      |
| 2811-4  | \$1490   | \$1635  | \$1752   | \$1925 | \$2169          | \$2260          | \$2472 | \$2883          | \$3079          | \$3458 | \$3975 | \$4615 |    |                    |                    |   |                 |                 |   |                 |                 |    |    |        |        |        |        |        |        |        |        |        |        |        |        |            |      |      |
| <p><b>FedEx</b> </p>   |  |   |  |        |                 |                 |        |                 |                 |        |        |        |    |                    |                    |   |                 |                 |   |                 |                 |    |    |        |        |        |        |        |        |        |        |        |        |        |        |            |      |      |
|  <p><b>MB Swivel</b><br/>COM Yardage: 3.75<br/>Freight Class: 250<br/>Product Weight (lbs.): 43<br/>Cubic Feet Per Carton: 15.75</p>  |  <p><b>ADJUSTMENTS</b><br/>(2) Pneumatic seat height</p>   | <p>Ergonomic Features:<br/>C, N</p>   | <table border="1"> <thead> <tr> <th colspan="3">OVERALL DIMENSIONS</th> <th colspan="3">SEAT DIMENSIONS</th> <th colspan="2">BACK DIMENSIONS</th> </tr> <tr> <th>W</th><th>D</th><th>H</th> <th>W</th><th>D</th><th>H</th> <th>W</th><th>H</th> </tr> </thead> <tbody> <tr> <td>26</td><td>24.5</td><td>33</td> <td>17.5</td><td>18</td><td>17.5-21.50</td> <td>19</td><td>15.5</td> </tr> </tbody> </table> |        |                 |                 |        |                 |                 |        |        |        |    |                    | OVERALL DIMENSIONS |   |                 | SEAT DIMENSIONS |   |                 | BACK DIMENSIONS |    | W  | D      | H      | W      | D      | H      | W      | H      | 26     | 24.5   | 33     | 17.5   | 18     | 17.5-21.50 | 19   | 15.5 |
|   |  |   | OVERALL DIMENSIONS   |        |                 | SEAT DIMENSIONS |        |                 | BACK DIMENSIONS |        |        |        |    |                    |                    |   |                 |                 |   |                 |                 |    |    |        |        |        |        |        |        |        |        |        |        |        |        |            |      |      |
|   |  |   | W  | D      | H               | W               | D      | H               | W               | H      |        |        |    |                    |                    |   |                 |                 |   |                 |                 |    |    |        |        |        |        |        |        |        |        |        |        |        |        |            |      |      |
|   |  |   | 26   | 24.5   | 33              | 17.5            | 18     | 17.5-21.50      | 19              | 15.5   |        |        |    |                    |                    |   |                 |                 |   |                 |                 |    |    |        |        |        |        |        |        |        |        |        |        |        |        |            |      |      |
| <p><b>RTA 00</b></p>  |  |   |  |        |                 |                 |        |                 |                 |        |        |        |    |                    |                    |   |                 |                 |   |                 |                 |    |    |        |        |        |        |        |        |        |        |        |        |        |        |            |      |      |
| <table border="1"> <thead> <tr> <th>1</th><th>2</th><th>3</th><th>4</th><th>5</th><th>6</th><th>7</th><th>8</th><th>9</th><th>10</th><th>11</th><th>12</th> </tr> </thead> <tbody> <tr> <td>2811-8</td><td>\$1437</td><td>\$1587</td><td>\$1704</td><td>\$1874</td><td>\$2119</td><td>\$2210</td><td>\$2423</td><td>\$2833</td><td>\$3029</td><td>\$3407</td><td>\$3924</td><td>\$4566</td> </tr> </tbody> </table> |  |   |  |        |                 |                 |        |                 |                 |        |        | 1      | 2  | 3                  | 4                  | 5 | 6               | 7               | 8 | 9               | 10              | 11 | 12 | 2811-8 | \$1437 | \$1587 | \$1704 | \$1874 | \$2119 | \$2210 | \$2423 | \$2833 | \$3029 | \$3407 | \$3924 | \$4566     |      |      |
| 1   | 2  | 3   | 4  | 5      | 6               | 7               | 8      | 9               | 10              | 11     | 12     |        |    |                    |                    |   |                 |                 |   |                 |                 |    |    |        |        |        |        |        |        |        |        |        |        |        |        |            |      |      |
| 2811-8  | \$1437   | \$1587  | \$1704   | \$1874 | \$2119          | \$2210          | \$2423 | \$2833          | \$3029          | \$3407 | \$3924 | \$4566 |    |                    |                    |   |                 |                 |   |                 |                 |    |    |        |        |        |        |        |        |        |        |        |        |        |        |            |      |      |
| <p><b>FedEx</b> </p>   |  |   |  |        |                 |                 |        |                 |                 |        |        |        |    |                    |                    |   |                 |                 |   |                 |                 |    |    |        |        |        |        |        |        |        |        |        |        |        |        |            |      |      |
|  <p><b>Armchair</b><br/>COM Yardage: 3.75<br/>Freight Class: 250<br/>Product Weight (lbs.): 42<br/>Cubic Feet Per Carton: 15.75</p>  | <p>Ergonomic Features:<br/>N</p>   | <table border="1"> <thead> <tr> <th colspan="3">OVERALL DIMENSIONS</th> <th colspan="3">SEAT DIMENSIONS</th> <th colspan="2">BACK DIMENSIONS</th> </tr> <tr> <th>W</th><th>D</th><th>H</th> <th>W</th><th>D</th><th>H</th> <th>W</th><th>H</th> </tr> </thead> <tbody> <tr> <td>26.5</td><td>26.5</td><td>33.5</td> <td>17.5</td><td>18</td><td>18</td> <td>19</td><td>15.5</td> </tr> </tbody> </table>      |  |        |                 |                 |        |                 |                 |        |        |        |    | OVERALL DIMENSIONS |                    |   | SEAT DIMENSIONS |                 |   | BACK DIMENSIONS |                 | W  | D  | H      | W      | D      | H      | W      | H      | 26.5   | 26.5   | 33.5   | 17.5   | 18     | 18     | 19         | 15.5 |      |
|   |  | OVERALL DIMENSIONS  |  |        | SEAT DIMENSIONS |                 |        | BACK DIMENSIONS |                 |        |        |        |    |                    |                    |   |                 |                 |   |                 |                 |    |    |        |        |        |        |        |        |        |        |        |        |        |        |            |      |      |
|   |  | W   | D  | H      | W               | D               | H      | W               | H               |        |        |        |    |                    |                    |   |                 |                 |   |                 |                 |    |    |        |        |        |        |        |        |        |        |        |        |        |        |            |      |      |
|   |  | 26.5  | 26.5   | 33.5   | 17.5            | 18              | 18     | 19              | 15.5            |        |        |        |    |                    |                    |   |                 |                 |   |                 |                 |    |    |        |        |        |        |        |        |        |        |        |        |        |        |            |      |      |
| <p><b>RTA 00</b></p>  |  |   |  |        |                 |                 |        |                 |                 |        |        |        |    |                    |                    |   |                 |                 |   |                 |                 |    |    |        |        |        |        |        |        |        |        |        |        |        |        |            |      |      |
| <table border="1"> <thead> <tr> <th>1</th><th>2</th><th>3</th><th>4</th><th>5</th><th>6</th><th>7</th><th>8</th><th>9</th><th>10</th><th>11</th><th>12</th> </tr> </thead> <tbody> <tr> <td>2813</td><td>\$1628</td><td>\$1769</td><td>\$1881</td><td>\$2044</td><td>\$2277</td><td>\$2361</td><td>\$2565</td><td>\$2956</td><td>\$3143</td><td>\$3505</td><td>\$3996</td><td>\$4608</td> </tr> </tbody> </table>   |  |   |  |        |                 |                 |        |                 |                 |        |        | 1      | 2  | 3                  | 4                  | 5 | 6               | 7               | 8 | 9               | 10              | 11 | 12 | 2813   | \$1628 | \$1769 | \$1881 | \$2044 | \$2277 | \$2361 | \$2565 | \$2956 | \$3143 | \$3505 | \$3996 | \$4608     |      |      |
| 1   | 2  | 3   | 4  | 5      | 6               | 7               | 8      | 9               | 10              | 11     | 12     |        |    |                    |                    |   |                 |                 |   |                 |                 |    |    |        |        |        |        |        |        |        |        |        |        |        |        |            |      |      |
| 2813  | \$1628   | \$1769  | \$1881   | \$2044 | \$2277          | \$2361          | \$2565 | \$2956          | \$3143          | \$3505 | \$3996 | \$4608 |    |                    |                    |   |                 |                 |   |                 |                 |    |    |        |        |        |        |        |        |        |        |        |        |        |        |            |      |      |
| <p><b>FedEx</b> </p>   |  |   |  |        |                 |                 |        |                 |                 |        |        |        |    |                    |                    |   |                 |                 |   |                 |                 |    |    |        |        |        |        |        |        |        |        |        |        |        |        |            |      |      |
|  <p><b>Ottoman</b><br/>COM Yardage: 1.5<br/>Freight Class: 250<br/>Product Weight (lbs.): 22<br/>Cubic Feet Per Carton: 6</p>  | <p>Ergonomic Features:<br/>N</p>   | <table border="1"> <thead> <tr> <th colspan="3">OVERALL DIMENSIONS</th> <th colspan="3">SEAT DIMENSIONS</th> <th colspan="2">BACK DIMENSIONS</th> </tr> <tr> <th>W</th><th>D</th><th>H</th> <th>W</th><th>D</th><th>H</th> <th>W</th><th>H</th> </tr> </thead> <tbody> <tr> <td>23.5</td><td>18.75</td><td>17.75</td> <td>20.5</td><td>18.5</td><td>17-22</td> <td>20</td><td>21</td> </tr> </tbody> </table> |  |        |                 |                 |        |                 |                 |        |        |        |    | OVERALL DIMENSIONS |                    |   | SEAT DIMENSIONS |                 |   | BACK DIMENSIONS |                 | W  | D  | H      | W      | D      | H      | W      | H      | 23.5   | 18.75  | 17.75  | 20.5   | 18.5   | 17-22  | 20         | 21   |      |
|   |  | OVERALL DIMENSIONS  |  |        | SEAT DIMENSIONS |                 |        | BACK DIMENSIONS |                 |        |        |        |    |                    |                    |   |                 |                 |   |                 |                 |    |    |        |        |        |        |        |        |        |        |        |        |        |        |            |      |      |
|   |  | W   | D  | H      | W               | D               | H      | W               | H               |        |        |        |    |                    |                    |   |                 |                 |   |                 |                 |    |    |        |        |        |        |        |        |        |        |        |        |        |        |            |      |      |
|   |  | 23.5  | 18.75  | 17.75  | 20.5            | 18.5            | 17-22  | 20              | 21              |        |        |        |    |                    |                    |   |                 |                 |   |                 |                 |    |    |        |        |        |        |        |        |        |        |        |        |        |        |            |      |      |
| <p><b>RTA 00</b></p>  |  |   |  |        |                 |                 |        |                 |                 |        |        |        |    |                    |                    |   |                 |                 |   |                 |                 |    |    |        |        |        |        |        |        |        |        |        |        |        |        |            |      |      |
| <table border="1"> <thead> <tr> <th>1</th><th>2</th><th>3</th><th>4</th><th>5</th><th>6</th><th>7</th><th>8</th><th>9</th><th>10</th><th>11</th><th>12</th> </tr> </thead> <tbody> <tr> <td>2814</td><td>\$1020</td><td>\$1082</td><td>\$1125</td><td>\$1189</td><td>\$1282</td><td>\$1317</td><td>\$1398</td><td>\$1554</td><td>\$1630</td><td>\$1774</td><td>\$1971</td><td>\$2215</td> </tr> </tbody> </table>   |  |   |  |        |                 |                 |        |                 |                 |        |        | 1      | 2  | 3                  | 4                  | 5 | 6               | 7               | 8 | 9               | 10              | 11 | 12 | 2814   | \$1020 | \$1082 | \$1125 | \$1189 | \$1282 | \$1317 | \$1398 | \$1554 | \$1630 | \$1774 | \$1971 | \$2215     |      |      |
| 1   | 2  | 3   | 4  | 5      | 6               | 7               | 8      | 9               | 10              | 11     | 12     |        |    |                    |                    |   |                 |                 |   |                 |                 |    |    |        |        |        |        |        |        |        |        |        |        |        |        |            |      |      |
| 2814  | \$1020   | \$1082  | \$1125   | \$1189 | \$1282          | \$1317          | \$1398 | \$1554          | \$1630          | \$1774 | \$1971 | \$2215 |    |                    |                    |   |                 |                 |   |                 |                 |    |    |        |        |        |        |        |        |        |        |        |        |        |        |            |      |      |
| <p><b>FedEx</b> </p>   |  |   |  |        |                 |                 |        |                 |                 |        |        |        |    |                    |                    |   |                 |                 |   |                 |                 |    |    |        |        |        |        |        |        |        |        |        |        |        |        |            |      |      |

LUX



model LX2426AC



model LX8033S

STANDARD FEATURES

- Contemporary styling featuring luxurious cushioning.
- Sofa cushions are removable.
- Fully upholstered. Wood legs with non marking clear glides.
- Cylindrical bolsters included with lounge chair models. One bolster on single seat lounge chair and two bolsters on two-seat and three-seat sofas.
- This item may require a longer lead time. Please contact your Global sales representative for further information.
- Check textile availability prior to specifying upholstery material.

OPTIONAL FEATURES

- Wood frames are available in Absolute (AAM), Black (BKM), Cherry (ACM), English Oak (EOM), Espresso Cafe (ECM), Fruitwood (TFM), Gray (HGM), Honey (AHM), Mahogany (TMM), Maple (AVM), Medium Walnut (MWM), Night (ASM), Natural Walnut (NLW), Noce Biondo (NBM), Noce Grigio (NGM), Noce Leggero (NEM), Noce Medio (NMM), Shaker Cherry (SKM), Walnut (TWM), WC Cream (WTM), White (WHM) and Winter Cherry (WCM). Please Specify. Genuine maple faced veneers and solids are used.

DESCRIPTION

FEATURES

MODEL#

STANDARD TEXTILE GRADES



**Side Chair**  
COM Yardage: 3  
Freight Class: 250  
Product Weight (lbs.): 36  
Cubic Feet Per Carton: 17.75

|                 | 1    | 2    | 3    | 4    | 5    | 6    | 7    | 8    | 9    | 10   | 11   | 12   |
|-----------------|------|------|------|------|------|------|------|------|------|------|------|------|
| <b>LX2226SC</b> | 1149 | 1270 | 1318 | 1394 | 1499 | 1534 | 1625 | 1798 | 1883 | 2045 | 2264 | 2538 |

| OVERALL DIMENSIONS |       |    | SEAT DIMENSIONS |      |      | BACK DIMENSIONS |    |
|--------------------|-------|----|-----------------|------|------|-----------------|----|
| W                  | D     | H  | W               | D    | H    | W               | H  |
| 25                 | 27.75 | 36 | 19              | 19.5 | 19.5 | 19              | 18 |

RTA 00




**Armchair**  
COM Yardage: 3  
Freight Class: 250  
Product Weight (lbs.): 40  
Cubic Feet Per Carton: 17.75

|                 | 1    | 2    | 3    | 4    | 5    | 6    | 7    | 8    | 9    | 10   | 11   | 12   |
|-----------------|------|------|------|------|------|------|------|------|------|------|------|------|
| <b>LX2426AC</b> | 1492 | 1618 | 1716 | 1861 | 2067 | 2165 | 2352 | 2652 | 2882 | 3137 | 3664 | 4226 |

| OVERALL DIMENSIONS |       |    | SEAT DIMENSIONS |      |      | BACK DIMENSIONS |    |
|--------------------|-------|----|-----------------|------|------|-----------------|----|
| W                  | D     | H  | W               | D    | H    | W               | H  |
| 26                 | 27.75 | 36 | 19              | 19.5 | 19.5 | 19              | 18 |

RTA 00

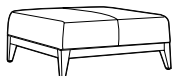


**Lounge Chair**  
COM Yardage: 8.50  
Freight Class: 250  
Product Weight (lbs.): 77  
Cubic Feet Per Carton: 30.25

|                 | 1    | 2    | 3    | 4    | 5    | 6    | 7    | 8    | 9    | 10   | 11   | 12   |
|-----------------|------|------|------|------|------|------|------|------|------|------|------|------|
| <b>LX3433CH</b> | 2906 | 3219 | 3468 | 3841 | 4371 | 4622 | 5099 | 5865 | 6456 | 7111 | 8459 | 9898 |

| OVERALL DIMENSIONS |    |    | SEAT DIMENSIONS |   |   | BACK DIMENSIONS |   |
|--------------------|----|----|-----------------|---|---|-----------------|---|
| W                  | D  | H  | W               | D | H | W               | H |
| 35                 | 34 | 33 | -               | - | - | -               | - |

RTA 00

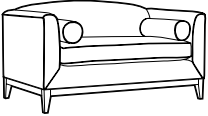
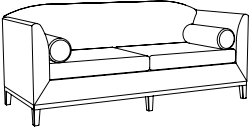


**Ottoman**  
COM Yardage: 2.5  
Freight Class: 250  
Product Weight (lbs.): 48  
Cubic Feet Per Carton: 18.25

|                  | 1    | 2    | 3    | 4    | 5    | 6    | 7    | 8    | 9    | 10   | 11   | 12   |
|------------------|------|------|------|------|------|------|------|------|------|------|------|------|
| <b>LX3636OTT</b> | 2775 | 3000 | 3069 | 3172 | 3325 | 3374 | 3508 | 3756 | 3876 | 4105 | 4420 | 4811 |

| OVERALL DIMENSIONS |    |    | SEAT DIMENSIONS |   |   | BACK DIMENSIONS |   |
|--------------------|----|----|-----------------|---|---|-----------------|---|
| W                  | D  | H  | W               | D | H | W               | H |
| 36                 | 36 | 16 | -               | - | - | -               | - |

RTA 00

| DESCRIPTION   | FEATURES | MODEL#         | STANDARD TEXTILE GRADES   |          |          |                        |          |          |                        |          |      |       |       |       |  |
|---|----------|----------------|---------------------------|----------|----------|------------------------|----------|----------|------------------------|----------|------|-------|-------|-------|--|
|   |          |                | 1                         | 2        | 3        | 4                      | 5        | 6        | 7                      | 8        | 9    | 10    | 11    | 12    |  |
|  <p><b>Two Seat Sofa</b> w/Cylindrical bolsters.<br/>COM Yardage: 12<br/>Freight Class: 250<br/>Product Weight (lbs.): 105<br/>Cubic Feet Per Carton: 50.25</p>      |          | <b>LX6033S</b> | 3000                      | 3440     | 3793     | 4318                   | 5065     | 5415     | 6094                   | 7172     | 8003 | 8927  | 10829 | 12858 |  |
|   |          |                | <b>OVERALL DIMENSIONS</b> |          |          | <b>SEAT DIMENSIONS</b> |          |          | <b>BACK DIMENSIONS</b> |          |      |       |       |       |  |
|   |          |                | <b>W</b>                  | <b>D</b> | <b>H</b> | <b>W</b>               | <b>D</b> | <b>H</b> | <b>W</b>               | <b>H</b> |      |       |       |       |  |
|   |          |                | 61                        | 34       | 33       | 20                     | 18.5     | 18.5     | 20                     | 16       |      |       |       |       |  |
|   |          |                | <b>RTA 00</b>             |          |          |                        |          |          |                        |          |      |       |       |       |  |
|  <p><b>Three Seat Sofa</b> w/Cylindrical bolsters.<br/>COM Yardage: 14.75<br/>Freight Class: 300<br/>Product Weight (lbs.): 125<br/>Cubic Feet Per Carton: 66.25</p> |          | <b>LX8033S</b> | 4318                      | 5019     | 5409     | 6001                   | 6832     | 7131     | 7860                   | 9253     | 9922 | 11214 | 12967 | 15157 |  |
|   |          |                | <b>OVERALL DIMENSIONS</b> |          |          | <b>SEAT DIMENSIONS</b> |          |          | <b>BACK DIMENSIONS</b> |          |      |       |       |       |  |
|   |          |                | <b>W</b>                  | <b>D</b> | <b>H</b> | <b>W</b>               | <b>D</b> | <b>H</b> | <b>W</b>               | <b>H</b> |      |       |       |       |  |
|   |          |                | 81                        | 34       | 33       | 20                     | 18.5     | 18.5     | 20                     | 16       |      |       |       |       |  |
|   |          |                | <b>RTA 00</b>             |          |          |                        |          |          |                        |          |      |       |       |       |  |

ML™



model ML2630

**STANDARD FEATURES**

- Modern seating with a distinctive retro design.
- Features a steel tube frame, legs and arms.
- Fully upholstered continuous seat and back cushions.
- Standard with non marring, Black glides.
- Check textile availability prior to specifying upholstery material.

**OPTIONAL FEATURES**

- Available in five frame finish options. Please specify Chrome (**CHM**), Brushed Chrome (**BCH**), Black (**TBL**), Designer White (**TDW**) or Tungsten (**TTU**). No upcharge applies. Please specify.

| DESCRIPTION | FEATURES | MODEL# | STANDARD TEXTILE GRADES |  |  |  |  |  |  |  |  |  |  |  |
|-------------|----------|--------|-------------------------|--|--|--|--|--|--|--|--|--|--|--|
|-------------|----------|--------|-------------------------|--|--|--|--|--|--|--|--|--|--|--|



**Counter Height Stool - 24" Seat Height**

COM Yardage: 1  
Freight Class: 250  
Product Weight (lbs.): 22  
Cubic Feet Per Carton: 5.75

|                 | 1    | 2    | 3    | 4    | 5    | 6    | 7    | 8    | 9    | 10   | 11   | 12   |
|-----------------|------|------|------|------|------|------|------|------|------|------|------|------|
| <b>ML171724</b> | 1668 | 1693 | 1708 | 1735 | 1766 | 1781 | 1813 | 1862 | 1898 | 1942 | 2028 | 2120 |

| OVERALL DIMENSIONS |    |    | SEAT DIMENSIONS |    |    | BACK DIMENSIONS |   |
|--------------------|----|----|-----------------|----|----|-----------------|---|
| W                  | D  | H  | W               | D  | H  | W               | H |
| 18                 | 19 | 24 | 17              | 16 | 23 | -               | - |



**Bar Height Stool - 30" Seat Height**

COM Yardage: 1  
Freight Class: 250  
Product Weight (lbs.): 23  
Cubic Feet Per Carton: 8

|                 | 1    | 2    | 3    | 4    | 5    | 6    | 7    | 8    | 9    | 10   | 11   | 12   |
|-----------------|------|------|------|------|------|------|------|------|------|------|------|------|
| <b>ML171730</b> | 1721 | 1744 | 1758 | 1783 | 1812 | 1825 | 1851 | 1902 | 1928 | 1976 | 2041 | 2123 |

| OVERALL DIMENSIONS |      |    | SEAT DIMENSIONS |    |    | BACK DIMENSIONS |   |
|--------------------|------|----|-----------------|----|----|-----------------|---|
| W                  | D    | H  | W               | D  | H  | W               | H |
| 18                 | 20.5 | 30 | 17              | 16 | 29 | -               | - |



**Bar Height Stool - 33" Seat Height**

COM Yardage: 1  
Freight Class: 250  
Product Weight (lbs.): 24  
Cubic Feet Per Carton: 9

|                 | 1    | 2    | 3    | 4    | 5    | 6    | 7    | 8    | 9    | 10   | 11   | 12   |
|-----------------|------|------|------|------|------|------|------|------|------|------|------|------|
| <b>ML171733</b> | 1755 | 1860 | 1876 | 1896 | 1924 | 1936 | 1963 | 2011 | 2035 | 2081 | 2144 | 2223 |

| OVERALL DIMENSIONS |      |    | SEAT DIMENSIONS |    |    | BACK DIMENSIONS |   |
|--------------------|------|----|-----------------|----|----|-----------------|---|
| W                  | D    | H  | W               | D  | H  | W               | H |
| 18                 | 21.5 | 33 | 17              | 16 | 32 | -               | - |





**Ottoman**

COM Yardage: 1.25  
Freight Class: 150  
Product Weight (lbs.): 28  
Cubic Feet Per Carton: 5.75

|               | 1    | 2    | 3    | 4    | 5    | 6    | 7    | 8    | 9    | 10   | 11   | 12   |
|---------------|------|------|------|------|------|------|------|------|------|------|------|------|
| <b>ML2121</b> | 1184 | 1279 | 1308 | 1350 | 1410 | 1431 | 1482 | 1582 | 1631 | 1720 | 1848 | 2004 |

| OVERALL DIMENSIONS |    |    | SEAT DIMENSIONS |   |   | BACK DIMENSIONS |   |
|--------------------|----|----|-----------------|---|---|-----------------|---|
| W                  | D  | H  | W               | D | H | W               | H |
| 21                 | 21 | 17 | -               | - | - | -               | - |



| DESCRIPTION  | FEATURES | MODEL#        | STANDARD TEXTILE GRADES   |          |          |                        |          |          |                        |          |      |      |      |      |
|--|----------|---------------|---------------------------|----------|----------|------------------------|----------|----------|------------------------|----------|------|------|------|------|
|  |          |               | 1                         | 2        | 3        | 4                      | 5        | 6        | 7                      | 8        | 9    | 10   | 11   | 12   |
|  <p><b>Dining Chair</b><br/>COM Yardage: 1.75<br/>Freight Class: 250<br/>Product Weight (lbs.): 33<br/>Cubic Feet Per Carton: 14.75</p> |          | <b>ML2326</b> | 1390                      | 1531     | 1587     | 1670                   | 1789     | 1831     | 1937                   | 2135     | 2230 | 2415 | 2666 | 2980 |
|  |          |               | <b>OVERALL DIMENSIONS</b> |          |          | <b>SEAT DIMENSIONS</b> |          |          | <b>BACK DIMENSIONS</b> |          |      |      |      |      |
|  |          |               | <b>W</b>                  | <b>D</b> | <b>H</b> | <b>W</b>               | <b>D</b> | <b>H</b> | <b>W</b>               | <b>H</b> |      |      |      |      |
|  |          |               | 23.25                     | 29.5     | 29.75    | 20                     | 18.5     | 18.5     | 20                     | 16       |      |      |      |      |
|  |          |               | <b>RTA 00</b>             |          |          |                        |          |          |                        |          |      |      |      |      |
|  <p><b>Lounge Chair</b><br/>COM Yardage: 2.5<br/>Freight Class: 250<br/>Product Weight (lbs.): 54<br/>Cubic Feet Per Carton: 21.25</p>  |          | <b>ML2630</b> | 2085                      | 2278     | 2347     | 2452                   | 2598     | 2652     | 2785                   | 3034     | 3151 | 3383 | 3696 | 4087 |
|  |          |               | <b>OVERALL DIMENSIONS</b> |          |          | <b>SEAT DIMENSIONS</b> |          |          | <b>BACK DIMENSIONS</b> |          |      |      |      |      |
|  |          |               | <b>W</b>                  | <b>D</b> | <b>H</b> | <b>W</b>               | <b>D</b> | <b>H</b> | <b>W</b>               | <b>H</b> |      |      |      |      |
|  |          |               | 26                        | 34.5     | 35       | 23                     | 20       | 18.5     | 18.5                   | 20.5     |      |      |      |      |
|  |          |               | <b>RTA 00</b>             |          |          |                        |          |          |                        |          |      |      |      |      |

ML PARK



model ML4634CH



model ML8634

STANDARD FEATURES

- Armless modern lounge seating with a distinctive retro design.
- Features beautiful aluminum legs with Black glides.
- Fully upholstered continuous seat and back cushions with distinctive seams.
- Check textile availability prior to specifying upholstery material.

OPTIONAL FEATURES

- Optional fixed back cushion (FC) is available on lounge models with upcharge. Please specify. Model ML4634, add \$193. Model ML6634, add \$255. Model ML8634, add \$316.
- Available in five leg finish options. Specify: Black (TBL), Brushed Aluminum (BAL), Designer White (TDW), Polished Aluminum (ALU) or Tungsten (TTU). No upcharge applies.

| DESCRIPTION | FEATURES | MODEL# | STANDARD TEXTILE GRADES |   |   |   |   |   |   |   |   |    |    |    |
|-------------|----------|--------|-------------------------|---|---|---|---|---|---|---|---|----|----|----|
|             |          |        | 1                       | 2 | 3 | 4 | 5 | 6 | 7 | 8 | 9 | 10 | 11 | 12 |

|        |      |      |      |      |      |      |      |      |      |      |      |      |
|--------|------|------|------|------|------|------|------|------|------|------|------|------|
| ML2634 | 2297 | 2353 | 2397 | 2462 | 2554 | 2598 | 2682 | 2814 | 2916 | 3031 | 3266 | 3515 |
|--------|------|------|------|------|------|------|------|------|------|------|------|------|



Ottoman

COM Yardage: 1.50  
 Freight Class: 150  
 Product Weight (lbs.): 28  
 Cubic Feet Per Carton: 5.75

| OVERALL DIMENSIONS | SEAT DIMENSIONS |   |   | BACK DIMENSIONS |   |
|--------------------|-----------------|---|---|-----------------|---|
|                    | W               | D | H | W               | H |

|    |       |       |       |   |    |   |   |
|----|-------|-------|-------|---|----|---|---|
| 21 | 26.75 | 18.25 | 26.75 | - | 20 | - | - |
|----|-------|-------|-------|---|----|---|---|

RTA 00

| DESCRIPTION | FEATURES | MODEL# | STANDARD TEXTILE GRADES |   |   |   |   |   |   |   |   |    |    |    |
|-------------|----------|--------|-------------------------|---|---|---|---|---|---|---|---|----|----|----|
|             |          |        | 1                       | 2 | 3 | 4 | 5 | 6 | 7 | 8 | 9 | 10 | 11 | 12 |

|        |      |      |      |      |      |      |      |      |      |      |      |      |
|--------|------|------|------|------|------|------|------|------|------|------|------|------|
| ML4634 | 3937 | 4183 | 4373 | 4658 | 5067 | 5255 | 5623 | 6211 | 6663 | 7165 | 8200 | 9304 |
|--------|------|------|------|------|------|------|------|------|------|------|------|------|



Lounge Chair

COM Yardage: 7.25  
 Freight Class: 250  
 Product Weight (lbs.): 54  
 Cubic Feet Per Carton: 21.25

| OVERALL DIMENSIONS | SEAT DIMENSIONS |   |   | BACK DIMENSIONS |   |
|--------------------|-----------------|---|---|-----------------|---|
|                    | W               | D | H | W               | H |

|    |      |    |       |    |    |    |    |
|----|------|----|-------|----|----|----|----|
| 26 | 34.5 | 35 | 42.75 | 22 | 19 | 27 | 13 |
|----|------|----|-------|----|----|----|----|

RTA 00

| DESCRIPTION | FEATURES | MODEL# | STANDARD TEXTILE GRADES |   |   |   |   |   |   |   |   |    |    |    |
|-------------|----------|--------|-------------------------|---|---|---|---|---|---|---|---|----|----|----|
|             |          |        | 1                       | 2 | 3 | 4 | 5 | 6 | 7 | 8 | 9 | 10 | 11 | 12 |

|        |      |      |      |      |      |      |      |      |      |      |      |       |
|--------|------|------|------|------|------|------|------|------|------|------|------|-------|
| ML6634 | 4250 | 4739 | 4961 | 5299 | 5773 | 5947 | 6360 | 7155 | 7539 | 8275 | 9282 | 10531 |
|--------|------|------|------|------|------|------|------|------|------|------|------|-------|



Two Seat Sofa

COM Yardage: 7.50  
 Freight Class: 250  
 Product Weight (lbs.): 132  
 Cubic Feet Per Carton: 52

| OVERALL DIMENSIONS | SEAT DIMENSIONS |   |   | BACK DIMENSIONS |   |
|--------------------|-----------------|---|---|-----------------|---|
|                    | W               | D | H | W               | H |

|    |    |    |    |    |    |    |    |
|----|----|----|----|----|----|----|----|
| 66 | 36 | 32 | 66 | 22 | 19 | 27 | 13 |
|----|----|----|----|----|----|----|----|

RTA 00

| DESCRIPTION | FEATURES | MODEL# | STANDARD TEXTILE GRADES |   |   |   |   |   |   |   |   |    |    |    |
|-------------|----------|--------|-------------------------|---|---|---|---|---|---|---|---|----|----|----|
|             |          |        | 1                       | 2 | 3 | 4 | 5 | 6 | 7 | 8 | 9 | 10 | 11 | 12 |

|        |      |      |      |      |      |      |      |      |       |       |       |       |
|--------|------|------|------|------|------|------|------|------|-------|-------|-------|-------|
| ML8634 | 5607 | 6265 | 6573 | 7034 | 7690 | 7925 | 8495 | 9589 | 10116 | 11130 | 12509 | 14231 |
|--------|------|------|------|------|------|------|------|------|-------|-------|-------|-------|



Three Seat Sofa

COM Yardage: 11  
 Freight Class: 250  
 Product Weight (lbs.): 132  
 Cubic Feet Per Carton: 52

| OVERALL DIMENSIONS | SEAT DIMENSIONS |   |   | BACK DIMENSIONS |   |
|--------------------|-----------------|---|---|-----------------|---|
|                    | W               | D | H | W               | H |

|    |    |    |    |    |    |    |    |
|----|----|----|----|----|----|----|----|
| 66 | 36 | 32 | 86 | 22 | 19 | 52 | 13 |
|----|----|----|----|----|----|----|----|

RTA 00

PRAIRIE™



model 3481



model 3482

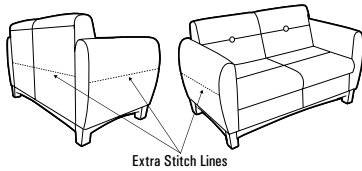
STANDARD FEATURES

- Featuring, gently barrel shaped arms that provide an attractive appearance.
- Fully upholstered. Tapered wood skirt and legs.
- Series includes lounge chair, two seat and three seat sofa.
- Check textile availability prior to specifying upholstery material.



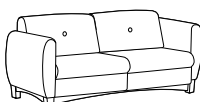
OPTIONAL FEATURES

- Tapered wood legs are available in Absolute (AAM), Black (BKM), Cherry (ACM), Espresso Cafe (ECM), English Oak (EOM), Fruitwood (TFM), Gray (HGM), Honey (AHM), Mahogany (TMM), Maple (AVM), Medium Walnut (MWVM), Natural Walnut (NLW), Night (ASM), Noce Biondo (NBM), Noce Grigio (NGM), Noce Leggero (NEM), Noce Medio (NMM), Shaker Cherry (SKM), Walnut (TWM), WC Cream (WTM), White (WHM) and Winter Cherry (WCM). Please specify. Genuine maple faced veneers and solids are used.

STITCH DETAIL WHEN UPHOLSTERED IN ALL LEATHER - ILLUSTRATIONS BELOW



Extra Stitch Lines

| DESCRIPTION  | FEATURES | MODEL#      | STANDARD TEXTILE GRADES   |          |          |                        |          |          |                        |          |      |      |       |       |
|--|----------|-------------|---------------------------|----------|----------|------------------------|----------|----------|------------------------|----------|------|------|-------|-------|
|  |          |             | 1                         | 2        | 3        | 4                      | 5        | 6        | 7                      | 8        | 9    | 10   | 11    | 12    |
| <br><b>Lounge Chair</b><br>COM Yardage: 4.25<br>Freight Class: 150<br>Product Weight (lbs.): 80<br>Cubic Feet Per Carton: 19.25    |          | <b>3481</b> | 2247                      | 2442     | 2594     | 2819                   | 3142     | 3256     | 3534                   | 4068     | 4330 | 4823 | 5500  | 6340  |
|  |          |             | <b>OVERALL DIMENSIONS</b> |          |          | <b>SEAT DIMENSIONS</b> |          |          | <b>BACK DIMENSIONS</b> |          |      |      |       |       |
|  |          |             | <b>W</b>                  | <b>D</b> | <b>H</b> | <b>W</b>               | <b>D</b> | <b>H</b> | <b>W</b>               | <b>H</b> |      |      |       |       |
|  |          |             | 32                        | 29       | 30.5     | 21                     | 19       | 16       | 21                     | 14.5     |      |      |       |       |
|  |          |             | <b>RTA 00</b>             |          |          |                        |          |          |                        |          |      |      |       |       |
| <br><b>Two Seat Sofa</b><br>COM Yardage: 6.25<br>Freight Class: 250<br>Product Weight (lbs.): 106<br>Cubic Feet Per Carton: 41.25 |          | <b>3482</b> | 3188                      | 3439     | 3634     | 3926                   | 4347     | 4494     | 4856                   | 5553     | 5884 | 6533 | 7410  | 8506  |
|  |          |             | <b>OVERALL DIMENSIONS</b> |          |          | <b>SEAT DIMENSIONS</b> |          |          | <b>BACK DIMENSIONS</b> |          |      |      |       |       |
|  |          |             | <b>W</b>                  | <b>D</b> | <b>H</b> | <b>W</b>               | <b>D</b> | <b>H</b> | <b>W</b>               | <b>H</b> |      |      |       |       |
|  |          |             | 52.5                      | 29       | 30.5     | 42                     | 19       | 16       | 42                     | 14.5     |      |      |       |       |
|  |          |             | <b>RTA 00</b>             |          |          |                        |          |          |                        |          |      |      |       |       |
| <br><b>Three Seat Sofa</b><br>COM Yardage: 9.5<br>Freight Class: 250<br>Product Weight (lbs.): 150<br>Cubic Feet Per Carton: 55.5 |          | <b>3483</b> | 4007                      | 4355     | 4630     | 5044                   | 5631     | 5908     | 6439                   | 7287     | 7943 | 8668 | 10166 | 11762 |
|  |          |             | <b>OVERALL DIMENSIONS</b> |          |          | <b>SEAT DIMENSIONS</b> |          |          | <b>BACK DIMENSIONS</b> |          |      |      |       |       |
|  |          |             | <b>W</b>                  | <b>D</b> | <b>H</b> | <b>W</b>               | <b>D</b> | <b>H</b> | <b>W</b>               | <b>H</b> |      |      |       |       |
|  |          |             | 73.5                      | 29       | 30.5     | 63.5                   | 19       | 16       | 63.5                   | 14.5     |      |      |       |       |
|  |          |             | <b>RTA 00</b>             |          |          |                        |          |          |                        |          |      |      |       |       |

RAMBLER



Rectangular ottoman 26" x 52"  
RA2652RE



Square ottoman 39" x 39"  
RA3939SQ



Contrasting Textile Application.

STANDARD FEATURES





- The softened shapes of Ramble ottomans create mobile and stationary furniture landscapes for education, office and healthcare. This family of ottomans, available in numerous shapes and sizes, creates unique and inviting spaces for people to relax, socialize, work and study.
- These fully upholstered ottomans are available in square, rectangular and trapezoid shapes.
- Ottomans are standard at 17.5" seat height with 3" fixed legs or casters. A 15.5" seat height is achieved using the optional 1" leg.
- 3" and 1" poly legs are available in Night or Sand finish with white non-marking glides, standard. Various glide options are available to best suit flooring type and site conditions.
- For casters, select (CST) base type option and choose 2.5" black casters for either carpet or hard surfaces, see upcharge.
- An optional moisture barrier is available. Sealed seams are not available.
- Models do not gang.
- Upholstery options: fabric, coated textile or leather. Coated textile and leather models may feature stitch detail across the seat.
- Check textile availability prior to specifying upholstery material.
- Ottomans are available with contrasting textiles. Specify ottoman top separate from sides. For pricing, start with the base price and add applicable graded textile upcharges for the top and sides.
- Combining different material types (ex. coated textile and fabric) is not recommended due to different stretch resulting in potential for puckering.
- The blended textile matrix does not apply to this series.
- Active weight capacity 300 lbs.
- All models ship fully assembled.
- The series is designed for use across a range of facilities and is covered under Global's limited lifetime warranty for single-shift use.
- Model description dimensions are nominal. Actual dimensions are within .5 inches of nominal.





Please add option codes in the following order:

- **Model Number**  
Specify model number
- **Top Textile Back**  
Specify textile code
- **Side Textile**  
Specify textile code
- **Base Type**  
(1L) 1" Leg with 15.5" seat height  
(3L) 3" Leg with 17.5" seat height  
(CST) Casters with 17.5" seat height (please refer to upcharges below)
- **Leg Finish**  
(BLK) Night  
(SND) Sand
- **Caster Type**  
(C112) 2.5" Black caster for carpeted surfaces. No upcharge.  
(C112R) 2.5" Caster for most hard surfaces. Add \$57
- **Glide Type**  
(NM) White, non-marking nylon glides for most surfaces. No upcharge.  
(FG) Felt glides for most hard floor surfaces. Add \$34.  
(RG) Rubber non-slip glides for most hard floor surfaces. Add \$34.  
(SG) Steel cushioned glides for carpeted surfaces. Add \$34.
- **Moisture Barrier**  
(NB) No moisture barrier  
(MB) Moisture barrier. See model for upcharges.

EXAMPLE RAMBLER ORDER CODE:

|          |             |               |           |            |            |                  |
|----------|-------------|---------------|-----------|------------|------------|------------------|
| RA2222SQ | WA50        | VY20          | 3L        | BLK        | NM         | NB               |
| Model #  | Top textile | Sides textile | Base type | Leg finish | Glide type | Moisture barrier |

| DESCRIPTION   | FEATURES/ MODEL#   | STANDARD TEXTILE GRADES |   |               |               |                        |               |               |                        |               |               |               |                |                |
|---|--|-------------------------|---|---------------|---------------|------------------------|---------------|---------------|------------------------|---------------|---------------|---------------|----------------|----------------|
|   |  | 1/COM                   | 2   | 3             | 4             | 5                      | 6             | 7             | 8                      | 9             | 10            | 11            | 12             |                |
|  <p><b>Square Ottoman 22" x 22"</b><br/>COM Yardage: Top: 0.75; Side: 1<br/>Freight Class: 150<br/>Product Weight (lbs.): 38.5<br/>Cubic Feet Per Carton: 6.5</p>    | <b>RA2222SQ</b>  | Base Price:             | <b>\$716</b>                              |               |               |                        |               |               |                        |               |               |               |                |                |
|   |  | Top upcharge:           | <b>+0</b>                                 | <b>+\$24</b>  | <b>+\$43</b>  | <b>+\$71</b>           | <b>+\$110</b> | <b>+\$126</b> | <b>+\$160</b>          | <b>+\$213</b> | <b>+\$253</b> | <b>+\$297</b> | <b>+\$387</b>  | <b>+\$483</b>  |
|   |  | Side upcharge:          | <b>+0</b>                                 | <b>+\$32</b>  | <b>+\$57</b>  | <b>+\$94</b>           | <b>+\$146</b> | <b>+\$168</b> | <b>+\$213</b>          | <b>+\$284</b> | <b>+\$337</b> | <b>+\$395</b> | <b>+\$516</b>  | <b>+\$643</b>  |
|   |  |                         | <b>OVERALL DIMENSIONS</b>                 |               |               | <b>SEAT DIMENSIONS</b> |               |               | <b>BACK DIMENSIONS</b> |               |               |               |                |                |
|   |  |                         | <b>W</b>                                  | <b>D</b>      | <b>H</b>      | <b>W</b>               | <b>D</b>      | <b>H</b>      | <b>W</b>               | <b>H</b>      |               |               |                |                |
|   |  |                         | 22  | 22            | 17.5          | -                      | -             | -             | -                      | -             |               |               |                |                |
|   |  |                         | Add \$107 for moisture barrier (MB).      |               |               |                        |               |               |                        |               |               |               |                |                |
|   |  |                         | Width and depth may vary by up to .05 in. |               |               |                        |               |               |                        |               |               |               |                |                |
|   |  |                         | <b>RTA 00</b>                             | 1 per carton  |               |                        |               |               |                        |               |               |               |                |                |
|   |  <p><b>Square Ottoman 26" x 26"</b><br/>COM Yardage: Top: 0.75; Side: 1<br/>Freight Class: 150<br/>Product Weight (lbs.): 41<br/>Cubic Feet Per Carton: 9.5</p>         | <b>RA2626SQ</b>         | Base Price:                               | <b>\$796</b>  |               |                        |               |               |                        |               |               |               |                |                |
|   |  | Top upcharge:           | <b>+0</b>                                 | <b>+\$24</b>  | <b>+\$43</b>  | <b>+\$71</b>           | <b>+\$110</b> | <b>+\$126</b> | <b>+\$160</b>          | <b>+\$213</b> | <b>+\$253</b> | <b>+\$297</b> | <b>+\$387</b>  | <b>+\$483</b>  |
|   |  | Side upcharge:          | <b>+0</b>                                 | <b>+\$32</b>  | <b>+\$57</b>  | <b>+\$94</b>           | <b>+\$146</b> | <b>+\$168</b> | <b>+\$213</b>          | <b>+\$284</b> | <b>+\$337</b> | <b>+\$395</b> | <b>+\$516</b>  | <b>+\$643</b>  |
|   |  |                         | <b>OVERALL DIMENSIONS</b>                 |               |               | <b>SEAT DIMENSIONS</b> |               |               | <b>BACK DIMENSIONS</b> |               |               |               |                |                |
|   |  |                         | <b>W</b>                                  | <b>D</b>      | <b>H</b>      | <b>W</b>               | <b>D</b>      | <b>H</b>      | <b>W</b>               | <b>H</b>      |               |               |                |                |
|   |  |                         | 26.5                                      | 26.5          | 17.5          | -                      | -             | -             | -                      | -             |               |               |                |                |
|   |  |                         | Add \$107 for moisture barrier (MB).      |               |               |                        |               |               |                        |               |               |               |                |                |
|   |  |                         | Width and depth may vary by up to .05 in. |               |               |                        |               |               |                        |               |               |               |                |                |
|   |  |                         | <b>RTA 00</b>                             | 1 per carton  |               |                        |               |               |                        |               |               |               |                |                |
|  <p><b>Square Ottoman 39" x 39"</b><br/>COM Yardage: Top: 1.25; Side: 2.25<br/>Freight Class: 250<br/>Product Weight (lbs.): 74<br/>Cubic Feet Per Carton: 19.5</p> |  | <b>RA3939SQ</b>         | Base Price:                               | <b>\$1198</b> |               |                        |               |               |                        |               |               |               |                |                |
|   |  | Top upcharge:           | <b>+0</b>                                 | <b>+\$40</b>  | <b>+\$72</b>  | <b>+\$118</b>          | <b>+\$183</b> | <b>+\$210</b> | <b>+\$267</b>          | <b>+\$355</b> | <b>+\$422</b> | <b>+\$494</b> | <b>+\$645</b>  | <b>+\$804</b>  |
|   |  | Side upcharge:          | <b>+0</b>                                 | <b>+\$72</b>  | <b>+\$129</b> | <b>+\$212</b>          | <b>+\$329</b> | <b>+\$378</b> | <b>+\$480</b>          | <b>+\$639</b> | <b>+\$759</b> | <b>+\$889</b> | <b>+\$1161</b> | <b>+\$1447</b> |
|   |  |                         | <b>OVERALL DIMENSIONS</b>                 |               |               | <b>SEAT DIMENSIONS</b> |               |               | <b>BACK DIMENSIONS</b> |               |               |               |                |                |
|   |  |                         | <b>W</b>                                  | <b>D</b>      | <b>H</b>      | <b>W</b>               | <b>D</b>      | <b>H</b>      | <b>W</b>               | <b>H</b>      |               |               |                |                |
|   |  |                         | 39  | 39            | 17.5          | -                      | -             | -             | -                      | -             |               |               |                |                |
|   |  |                         | Add \$213 for moisture barrier (MB).      |               |               |                        |               |               |                        |               |               |               |                |                |
|   |  |                         | Width and depth may vary by up to .05 in. |               |               |                        |               |               |                        |               |               |               |                |                |
|   |  |                         | <b>RTA 00</b>                             | 1 per carton  |               |                        |               |               |                        |               |               |               |                |                |
|   |  <p><b>Rectangular Ottoman 26" x 39"</b><br/>COM Yardage: Top: 1; Side: 1.5<br/>Freight Class: 150<br/>Product Weight (lbs.): 63<br/>Cubic Feet Per Carton: 13.75</p> | <b>RA2639RE</b>         | Base Price:                               | <b>\$1062</b> |               |                        |               |               |                        |               |               |               |                |                |
|   |  | Top upcharge:           | <b>+0</b>                                 | <b>+\$32</b>  | <b>+\$57</b>  | <b>+\$94</b>           | <b>+\$146</b> | <b>+\$168</b> | <b>+\$213</b>          | <b>+\$284</b> | <b>+\$337</b> | <b>+\$395</b> | <b>+\$516</b>  | <b>+\$643</b>  |
|   |  | Side upcharge:          | <b>+0</b>                                 | <b>+\$48</b>  | <b>+\$86</b>  | <b>+\$141</b>          | <b>+\$219</b> | <b>+\$252</b> | <b>+\$320</b>          | <b>+\$426</b> | <b>+\$506</b> | <b>+\$593</b> | <b>+\$774</b>  | <b>+\$965</b>  |
|   |  |                         | <b>OVERALL DIMENSIONS</b>                 |               |               | <b>SEAT DIMENSIONS</b> |               |               | <b>BACK DIMENSIONS</b> |               |               |               |                |                |
|   |  |                         | <b>W</b>                                  | <b>D</b>      | <b>H</b>      | <b>W</b>               | <b>D</b>      | <b>H</b>      | <b>W</b>               | <b>H</b>      |               |               |                |                |
|   |  |                         | 39.5                                      | 26.5          | 17.5          | -                      | -             | -             | -                      | -             |               |               |                |                |
|   |  |                         | Add \$160 for moisture barrier (MB).      |               |               |                        |               |               |                        |               |               |               |                |                |
|   |  |                         | Width and depth may vary by up to .05 in. |               |               |                        |               |               |                        |               |               |               |                |                |
|   |  |                         | <b>RTA 00</b>                             | 1 per carton  |               |                        |               |               |                        |               |               |               |                |                |

| DESCRIPTION  | FEATURES   | MODEL#         | STANDARD TEXTILE GRADES                   |                           |              |               |                        |               |               |                        |               |               |               |               |  |  |  |
|--|--|----------------|---|---------------------------|--------------|---------------|------------------------|---------------|---------------|------------------------|---------------|---------------|---------------|---------------|--|--|--|
|  |  |                | 1/COM                                     | 2                         | 3            | 4             | 5                      | 6             | 7             | 8                      | 9             | 10            | 11            | 12            |  |  |  |
|  <p><b>Rectangular Ottoman 26" x 52"</b><br/>COM Yardage: Top: 1; Side: 1.5<br/>Freight Class: 150<br/>Product Weight (lbs.): 75<br/>Cubic Feet Per Carton: 17.75</p> | RA2652RE   | Base Price:    | <b>\$1186</b>                             |                           |              |               |                        |               |               |                        |               |               |               |               |  |  |  |
|  |  | Top upcharge:  | <b>+0</b>                                 | <b>+\$32</b>              | <b>+\$57</b> | <b>+\$94</b>  | <b>+\$146</b>          | <b>+\$168</b> | <b>+\$213</b> | <b>+\$284</b>          | <b>+\$337</b> | <b>+\$395</b> | <b>+\$516</b> | <b>+\$643</b> |  |  |  |
|  |  | Side upcharge: | <b>+0</b>                                 | <b>+\$48</b>              | <b>+\$86</b> | <b>+\$141</b> | <b>+\$219</b>          | <b>+\$252</b> | <b>+\$320</b> | <b>+\$426</b>          | <b>+\$506</b> | <b>+\$593</b> | <b>+\$774</b> | <b>+\$965</b> |  |  |  |
|  |  |                |   | <b>OVERALL DIMENSIONS</b> |              |               | <b>SEAT DIMENSIONS</b> |               |               | <b>BACK DIMENSIONS</b> |               |               |               |               |  |  |  |
|  |  |                |   | <b>W</b>                  | <b>D</b>     | <b>H</b>      | <b>W</b>               | <b>D</b>      | <b>H</b>      | <b>W</b>               | <b>H</b>      |               |               |               |  |  |  |
|  |  |                |   | 52.5                      | 26.5         | 17.5          | -                      | -             | -             | -                      | -             |               |               |               |  |  |  |
|  |  |                | Add \$160 for moisture barrier (MB).      |                           |              |               |                        |               |               |                        |               |               |               |               |  |  |  |
|  |  |                | Width and depth may vary by up to .05 in. | <b>RTA 00</b>             |              |               |                        |               |               |                        |               |               |               | 1 per carton  |  |  |  |
|  |  |                |   |                           |              |               |                        |               |               |                        |               |               |               |               |  |  |  |
|  |  <p><b>Trapezoid Ottoman 26" x 26"</b><br/>COM Yardage: Top: .75; Side: 1.5<br/>Freight Class: 250<br/>Product Weight (lbs.): 37.5<br/>Cubic Feet Per Carton: 9.5</p>   | RA2626TR       | Base Price:                               | <b>\$796</b>              |              |               |                        |               |               |                        |               |               |               |               |  |  |  |
|  |  | Top upcharge:  | <b>+0</b>                                 | <b>+\$24</b>              | <b>+\$43</b> | <b>+\$71</b>  | <b>+\$110</b>          | <b>+\$126</b> | <b>+\$160</b> | <b>+\$213</b>          | <b>+\$253</b> | <b>+\$297</b> | <b>+\$387</b> | <b>+\$483</b> |  |  |  |
|  |  | Side upcharge: | <b>+0</b>                                 | <b>+\$48</b>              | <b>+\$86</b> | <b>+\$141</b> | <b>+\$219</b>          | <b>+\$252</b> | <b>+\$320</b> | <b>+\$426</b>          | <b>+\$506</b> | <b>+\$593</b> | <b>+\$774</b> | <b>+\$965</b> |  |  |  |
|  |  |                |   | <b>OVERALL DIMENSIONS</b> |              |               | <b>SEAT DIMENSIONS</b> |               |               | <b>BACK DIMENSIONS</b> |               |               |               |               |  |  |  |
|  |  |                |   | <b>W</b>                  | <b>D</b>     | <b>H</b>      | <b>W</b>               | <b>D</b>      | <b>H</b>      | <b>W</b>               | <b>H</b>      |               |               |               |  |  |  |
|  |  |                |   | 27.5                      | 27.5         | 17.5          | -                      | -             | -             | -                      | -             |               |               |               |  |  |  |
|  |  |                | Add \$160 for moisture barrier (MB).      |                           |              |               |                        |               |               |                        |               |               |               |               |  |  |  |
|  |  |                | Width and depth may vary by up to .05 in. | <b>RTA 00</b>             |              |               |                        |               |               |                        |               |               |               | 1 per carton  |  |  |  |
|  |  |                |   |                           |              |               |                        |               |               |                        |               |               |               |               |  |  |  |
|  <p><b>Trapezoid Ottoman 26" x 39"</b><br/>COM Yardage: Top: 1; Side: 1.5<br/>Freight Class: 150<br/>Product Weight (lbs.): 67<br/>Cubic Feet Per Carton: 13.75</p>  |  | RA2639TR       | Base Price:                               | <b>\$1062</b>             |              |               |                        |               |               |                        |               |               |               |               |  |  |  |
|  |  | Top upcharge:  | <b>+0</b>                                 | <b>+\$32</b>              | <b>+\$57</b> | <b>+\$94</b>  | <b>+\$146</b>          | <b>+\$168</b> | <b>+\$213</b> | <b>+\$284</b>          | <b>+\$337</b> | <b>+\$395</b> | <b>+\$516</b> | <b>+\$643</b> |  |  |  |
|  |  | Side upcharge: | <b>+0</b>                                 | <b>+\$48</b>              | <b>+\$86</b> | <b>+\$141</b> | <b>+\$219</b>          | <b>+\$252</b> | <b>+\$320</b> | <b>+\$426</b>          | <b>+\$506</b> | <b>+\$593</b> | <b>+\$774</b> | <b>+\$965</b> |  |  |  |
|  |  |                |   | <b>OVERALL DIMENSIONS</b> |              |               | <b>SEAT DIMENSIONS</b> |               |               | <b>BACK DIMENSIONS</b> |               |               |               |               |  |  |  |
|  |  |                |   | <b>W</b>                  | <b>D</b>     | <b>H</b>      | <b>W</b>               | <b>D</b>      | <b>H</b>      | <b>W</b>               | <b>H</b>      |               |               |               |  |  |  |
|  |  |                |   | 39                        | 26           | 17.5          | -                      | -             | -             | -                      | -             |               |               |               |  |  |  |
|  |  |                | Add \$160 for moisture barrier (MB).      |                           |              |               |                        |               |               |                        |               |               |               |               |  |  |  |
|  |  |                | Width and depth may vary by up to .05 in. | <b>RTA 00</b>             |              |               |                        |               |               |                        |               |               |               | 1 per carton  |  |  |  |
|  |  |                |   |                           |              |               |                        |               |               |                        |               |               |               |               |  |  |  |
|  |  <p><b>Trapezoid Ottoman 26" x 52"</b><br/>COM Yardage: Top: 1; Side: 1.5<br/>Freight Class: 250<br/>Product Weight (lbs.): 67.5<br/>Cubic Feet Per Carton: 17.75</p> | RA2652TR       | Base Price:                               | <b>\$1186</b>             |              |               |                        |               |               |                        |               |               |               |               |  |  |  |
|  |  | Top upcharge:  | <b>+0</b>                                 | <b>+\$32</b>              | <b>+\$57</b> | <b>+\$94</b>  | <b>+\$146</b>          | <b>+\$168</b> | <b>+\$213</b> | <b>+\$284</b>          | <b>+\$337</b> | <b>+\$395</b> | <b>+\$516</b> | <b>+\$643</b> |  |  |  |
|  |  | Side upcharge: | <b>+0</b>                                 | <b>+\$48</b>              | <b>+\$86</b> | <b>+\$141</b> | <b>+\$219</b>          | <b>+\$252</b> | <b>+\$320</b> | <b>+\$426</b>          | <b>+\$506</b> | <b>+\$593</b> | <b>+\$774</b> | <b>+\$965</b> |  |  |  |
|  |  |                |   | <b>OVERALL DIMENSIONS</b> |              |               | <b>SEAT DIMENSIONS</b> |               |               | <b>BACK DIMENSIONS</b> |               |               |               |               |  |  |  |
|  |  |                |   | <b>W</b>                  | <b>D</b>     | <b>H</b>      | <b>W</b>               | <b>D</b>      | <b>H</b>      | <b>W</b>               | <b>H</b>      |               |               |               |  |  |  |
|  |  |                |   | 52                        | 26.5         | 17.5          | -                      | -             | -             | -                      | -             |               |               |               |  |  |  |
|  |  |                | Add \$160 for moisture barrier (MB).      |                           |              |               |                        |               |               |                        |               |               |               |               |  |  |  |
|  |  |                | Width and depth may vary by up to .05 in. | <b>RTA 00</b>             |              |               |                        |               |               |                        |               |               |               | 1 per carton  |  |  |  |
|  |  |                |   |                           |              |               |                        |               |               |                        |               |               |               |               |  |  |  |

## RIVER™



Sample Layout



Sample Layout

### STANDARD FEATURES

- A modular seating series that is composed of modular linking units in straight, curved and corner units. Soft seating models are available with standard height, high and extended high backs. All linking units can be used together in any combination to create a wide variety of layouts.
- The unique tapered legs (swaged legs) are made of welded steel, heavy duty construction, with each leg bolted directly to the frame. The extremely robust construction insures trouble free performance in any environment. All units except for the Laptop Tables have the same leg height of 6.5". The leg height makes it easier to clean under the product.
- Each leg is standard with adjustable black nylon leveling glides and are non-marking. Wood legs and casters are not available.
- All cushions are fixed and non-removable (cushions will not migrate). Perimeter seams feature a decorative single stitch detail, which makes seams lay flat and adds extra seam strength.
- Seating frames are heavy duty with interlocking plywood, puzzle box construction, made for rugged active environments. Seats are high density with highly resilient foam and are equipped with a synthetic rubberized webbing suspension system for extra comfort.
- Front edge or face of the seat, angles slightly inward, so feet have freedom of movement and shoe heels don't rub on the seat. This inward slanting matches the inward angles of the back. Benches and connecting end tables also reflect the inward angles on the front and back faces, so all units coordinate in visual appearance.
- For use in high traffic applications as well as 24/7 environments or for models with 600 lb. standard weight capacity, clean out space between seat and back and /or modular arms, please see the River+ series.
- Most units can be ganged together with a quick connect, disconnect feature. Ganging hardware is standard and is factory installed. Ganging hardware swivels out of sight when not in use.

### OPTIONAL FEATURES

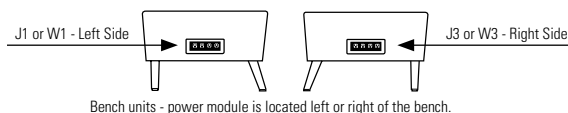
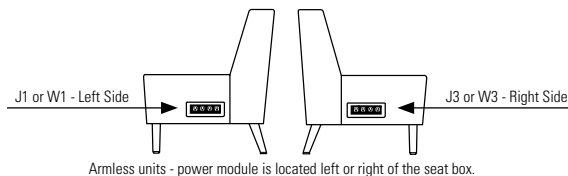
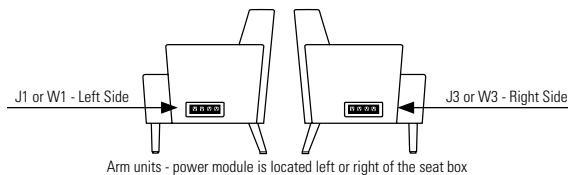
- Most tables and seating units can be specified with Power/USB terminals, which includes two power outlets, two double USB terminals and a black 60" three-prong power cord. Each Power/USB module is set in predetermined locations, as shown in the electrical illustrations below. Electrical units must be factory installed.
- To add a Power/USB module: From the electrical illustrations below, please specify **J1, W1, J2, W2, J3, W4, J4, W4, J6** or **W6** after the product model number. Please note on seating units, if both right and left locations are required, add both **J1/J3** or **W1/W3** to the model number. Add \$997 for each module/location required.
- Power/USB modules are available with either Jet Black (**J**) face plate with black Power/USB receptacles or with a White (**W**) face plate with white Power/USB receptacles.
- Coffee, end and laptop tables are made with high pressure laminate and are offered in the following finishes: Absolute Acajou (**ACJ**), Asian Night (**ASN**), Avant Cherry (**AWC**), Avant Honey (**AWH**), Blizzard (**BZD**), Clear Maple (**CMB**), Custom Grey (**CGY**), Dark Espresso (**DES**), Designer White (**DWT**), Fashionista (**FAS**), First Class (**FCL**), Noce Biondo (**NBL**), Noce Grigio (**NGL**), Noce Leggero (**NEL**), Noce Medio (**NML**), Quartered Mahogany (**QTM**), Sheer Beauty (**SBY**), Stonedust (**SDT**), Walnut Heights (**WHE**), White Chocolate (**WHC**) and Winter Cherry (**WCR**). Please Specify. Custom High Pressure laminate finishes will be considered upon request.
- **Seating and Table Leg Finish**

|                             |                    |
|-----------------------------|--------------------|
| <b>(CHM)</b> Chrome         | <b>(TBL)</b> Black |
| <b>(TDW)</b> Designer White | <b>(TFO)</b> Fog   |
| <b>(TFR)</b> Frost          | <b>(TIV)</b> Cloud |
| <b>(TLA)</b> Latte          | <b>(TMO)</b> Mocha |
| <b>(TNE)</b> Nevada         | <b>(TOA)</b> Toast |
| <b>(TSH)</b> Shadow         | <b>(TSN)</b> Sand  |
| <b>(TTU)</b> Tungsten       | <b>(TKA)</b> Kalua |
- Check textile availability prior to specifying upholstery material. Leather not available on River series.
- If more than one fabric or a fabric/vinyl combination is required, please fill out a "Seating Multiple Textile" form, specifying each fabric location. Please contact Customer Care for more information.

### ELECTRICAL PLACEMENT

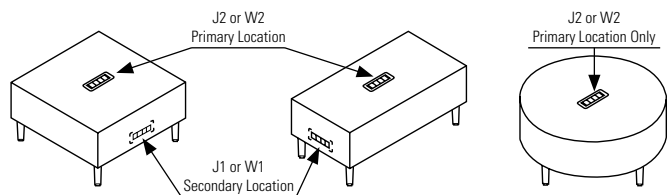
#### Soft Seating

Locations available on left side J1 (black) or W1 (white), right side J3 (black), or W3 (white) or both sides J1/J3 (black) or W1/W3 (white).

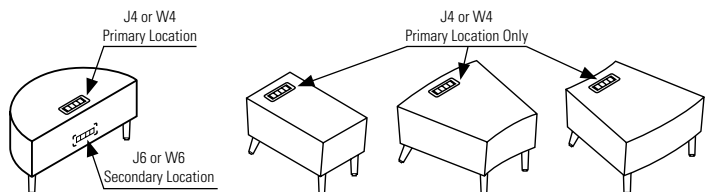


#### Coffee/End Tables

Primary location is on the top of the unit, centered J2 (black) or W2 (white). Secondary Location is end/side of the unit J1 (black) or W1 (white).




Primary location is on the top rear/edge of the unit J4 (black) or W4 (white). Secondary Location is the back side of the unit J6 (black) or W6 (white).



SAMPLE LAYOUTS

RVR101 (Layout 1)



| Qty | Model Number  | Description  | Dimensions            | List Price |
|-----|---------------|--|-----------------------|------------|
| 4   | <b>7710NA</b> | Armless IS Curve - Two Seat - Standard Back                      | 55 x 29.5 x 32        | 3438 x 4   |
| 1   | <b>7737W6</b> | 42" Half Round Laminate Coffee Table w/ W6 Rear Power/USB Module | 42 x 21 x 17 upcharge | 1461 997   |

**SAMPLE LAYOUT TOTAL (Starting at Grade 1) \$16,210**


RVR102 (Layout 2)



| Qty | Model Number  | Description                               | Dimensions      | List Price |
|-----|---------------|---|-----------------|------------|
| 8   | <b>7714NA</b> | Armless OS Curve - Two Seater - High Back | 54x 29.5 x 41.5 | 4099 x 8   |

**SAMPLE LAYOUT TOTAL (Starting at Grade 1) \$32,792**

RVR103 (Layout 3)



| Qty | Model Number  | Description   | Dimensions            | List Price |
|-----|---------------|---|-----------------------|------------|
| 6   | <b>7712NA</b> | Armless IS Curve - Two Seater - Extended Back                       | 55 x 29.5 x 47        | 4804 x 6   |
| 1   | <b>7734W2</b> | 36" Dia - Round Laminate Coffee Table w/ W2 Center Power/USB Module | 36 x 36 x 17 upcharge | 1701 997   |

**SAMPLE LAYOUT TOTAL (Starting at Grade 1) \$31,522**

RVR104 (Layout 4)



| Qty | Model Number    | Description  | Dimensions              | List Price       |
|-----|-----------------|--|-------------------------|------------------|
| 2   | <b>7712NA</b>   | Armless IS Curve - Two Seater - Extended Back                              | 55 x 29.5 x 47          | 4804 x 2         |
| 2   | <b>7712NAW3</b> | Armless IS Curve - Two Seater - Extended Back w/ W3 Right Power/USB Module | 55 x 29.5 x 47 upcharge | 4804 x 2 997 x 2 |
| 2   | <b>7726</b>     | IS Curve - Two Seater Bench  | 54 x 28 x 17.5          | 2918 x 2         |
| 1   | <b>7734</b>     | 36" Dia - Round Laminate Coffee Table                                      | 36 x 36 x 17            | 1701             |

**SAMPLE LAYOUT TOTAL (Starting at Grade 1) \$28,747**

RVR105 (Layout 5)



| Qty | Model Number    | Description  | Dimensions              | List Price       |
|-----|-----------------|--|-------------------------|------------------|
| 3   | <b>7711NA</b>   | Armless IS Curve - Two Seater - High Back                                  | 55 x 29.5 x 41.5        | 4365 x 3         |
| 3   | <b>7712NAW3</b> | Armless IS Curve - Two Seater - Extended Back w/ W3 Right Power/USB Module | 55 x 29.5 x 47 upcharge | 4804 x 3 997 x 2 |
| 1   | <b>7738</b>     | Rectangular Laminate End Table   | 15 x 27.25 x 17         | 1381             |
| 2   | <b>7743</b>     | 18" Dia. Round Laminate Laptop Table                                       | 18 x 18 x 25.25         | 836 x 2          |

**SAMPLE LAYOUT TOTAL (Starting at Grade 1) \$32,554**

## SAMPLE LAYOUTS

**RVR106 (Layout 6)**



| Qty | Model Number  | Description  | Dimensions            | List Price |
|-----|---------------|--|-----------------------|------------|
| 1   | <b>7709R</b>  | Three Seater - Extended Back w/Right Arm                       | 75 x 29.5 x 47        | 6540       |
| 1   | <b>7709L</b>  | Three Seater - Extended Back w/Left Arm                        | 75 x 29.5 x 47        | 6540       |
| 1   | <b>7718</b>   | Armless Corner Unit - Extended Back                            | 38 x 38 x 47          | 5633       |
| 1   | <b>7732W2</b> | 36" Square Laminate Coffee Table w/ W2 Center Power/USB Module | 36 x 36 x 17 upcharge | 1559 997   |

**SAMPLE LAYOUT TOTAL (Starting at Grade 1) \$21,217**

**RVR107 (Layout 7)**



| Qty | Model Number  | Description                          | Dimensions       | List Price |
|-----|---------------|--------------------------------------|------------------|------------|
| 1   | <b>7704NA</b> | Armless Two Seater - Standard. Back  | 75x 29.5 x 47    | 2976       |
| 2   | <b>7716</b>   | Armless Corner Unit - Standard. Back | 75 x 29.5 x 47   | 4199 x 2   |
| 1   | <b>7725</b>   | Two Seater Bench                     | 75x 29.5 x 47    | 2148       |
| 1   | <b>7728</b>   | Square Single Seater Bench           | 75 x 29.5 x 17.5 | 1469       |
| 1   | <b>7731</b>   | 30" Square Laminate Coffee Table     | 75 x 30 x 47     | 1372       |

**SAMPLE LAYOUT TOTAL (Starting at Grade 1) \$16,363**

**RVR108 (Layout 8)**



| Qty | Model Number    | Description   | Dimensions                  | List Price       |
|-----|-----------------|---|-----------------------------|------------------|
| 2   | <b>7708NAW3</b> | Armless Three Seater - High Back w/ W3 Right Power/USB Module | 75 x 29.5 x 41.5 upcharge   | 5639 x 2 997 x 2 |
| 2   | <b>7708NAW1</b> | Armless Three Seater - High Back w/ W1 Left Power/USB Module  | 72.5 x 29.5 x 41.5 upcharge | 5639 x 2 997 x 2 |
| 2   | <b>7745</b>     | 16" Square Laminate Laptop Table                              | 16 x 16 x 25.25             | 855 x 2          |

**SAMPLE LAYOUT TOTAL (Starting at Grade 1) \$28,248**

**RVR109 (Layout 9)**



| Qty | Model Number    | Description   | Dimensions                  | List Price |
|-----|-----------------|---|-----------------------------|------------|
| 2   | <b>7702</b>     | Lounge Chair - High Back w/Arms                               | 29.5 x 29.5 x 41.5          | 3182 x 2   |
| 1   | <b>7708NAW1</b> | Armless Three Seater - High Back w/ W1 Left Power/USB Module  | 72.5 x 29.5 x 41.5 upcharge | 5639 945   |
| 1   | <b>7708NAW3</b> | Armless Three Seater - High Back w/ W3 Right Power/USB Module | 72.5 x 29.5 x 41.5 upcharge | 5639 945   |
| 1   | <b>7733</b>     | Rectangular Laminate Coffee Table                             | 40 x 20 x 17                | 1378       |


**SAMPLE LAYOUT TOTAL (Starting at Grade 1) \$21,014**


**RVR110 (Layout 10)**

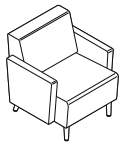


| Qty | Model Number    | Description   | Dimensions                  | List Price |
|-----|-----------------|---|-----------------------------|------------|
| 1   | <b>7705NAW3</b> | Armless Two Seater - High Back w/ W3 Right Power/USB Module   | 48.5 x 29.5 x 41.5 upcharge | 3647 997   |
| 1   | <b>7705NAW1</b> | Armless Two Seater - High Back w/ W1 Left Power/USB Module    | 48.5 x 29.5 x 41.5 upcharge | 3647 997   |
| 1   | <b>7708NA</b>   | Armless Three Seater - High Back                              | 72.5 x 29.5 x 41.5          | 5639       |
| 1   | <b>7708NAW3</b> | Armless Three Seater - High Back w/ W3 Right Power/USB Module | 72.5 x 29.5 x 41.5 upcharge | 5639 997   |
| 1   | <b>7708NAW1</b> | Armless Three Seater - High Back w/ W1 Left Power/USB Module  | 72.5 x 29.5 x 41.5 upcharge | 5639 997   |
| 2   | <b>7717</b>     | Armless Corner Unit - High Back                               | 38 x 38 x 41.5              | 5319 x 2   |
| 3   | <b>7745</b>     | 16" Square Laminate Laptop Table                              | 16 x 16 x 25.25             | 855 x 3    |

**SAMPLE LAYOUT TOTAL (Starting at Grade 1) \$41,402**

| DESCRIPTION  | FEATURES | MODEL#        | STANDARD TEXTILE GRADES                     |                 |                 |
|--|----------|---------------|---|-----------------|-----------------|
| <b>RVR111 (Layout 11)</b><br> | Qty      | Model Number  | Description                                 | Dimensions      | List Price      |
|  | 2        | <b>7701NA</b> | Armless One Seater - Standard Back          | 24.5 x 29.5x 32 | 1907 x 2        |
|  | 4        | <b>7710NA</b> | Armless IS Curve - Two Seat - Standard Back | 55 x 29.5 x 32  | 3438 x 4        |
|  | 2        | <b>7743</b>   | 18" Dia. Round Laminate Laptop Table        | 18 x 18 x 25.25 | 836 x 2         |
| <b>SAMPLE LAYOUT TOTAL (Starting at Grade 1)</b>   |          |               |   |                 | <b>\$19,238</b> |

|  |     |               |   |                  |                 |
|--|-----|---------------|---|------------------|-----------------|
| <b>RVR112 (Layout 12)</b><br> | Qty | Model Number  | Description                                   | Dimensions       | List Price      |
|  | 2   | <b>7711NA</b> | Armless IS Curve - Two Seater - High Back     | 55 x 29.5 x 41.5 | 4365 x 2        |
|  | 6   | <b>7712NA</b> | Armless IS Curve - Two Seater - Extended Back | 55 x 29.5 x 47   | 4804 x 6        |
|  | 1   | <b>7709NA</b> | Armless Three Seater - Extended Back          | 72.5 x 29.5 x 47 | 6105            |
|  | 2   | <b>7734</b>   | 36" Dia - Round Laminate Coffee Table         | 36 x 36 x 17     | 1701 x 2        |
| <b>SAMPLE LAYOUT TOTAL (Starting at Grade 1)</b>   |     |               |   |                  | <b>\$47,061</b> |




**Lounge Chair - Standard Back w/Arms**  
 COM Yardage: 4  
 Freight Class: 250  
 Product Weight (lbs.): 57  
 Cubic Feet Per Carton: 22.5

For Power/USB module please see electrical placement chart. No ganging hardware.

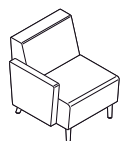
|             | 1    | 2    | 3    | 4    | 5    | 6    | 7    | 8    | 9    | 10   | 11   | 12   |
|-------------|------|------|------|------|------|------|------|------|------|------|------|------|
| <b>7701</b> | 2776 | 2944 | 3077 | 3274 | 3554 | 3654 | 3899 | 4366 | 4591 | 5024 | 5614 | 6350 |

| OVERALL DIMENSIONS |      |    | SEAT DIMENSIONS |    |    | BACK DIMENSIONS |    |
|--------------------|------|----|-----------------|----|----|-----------------|----|
| W                  | D    | H  | W               | D  | H  | W               | H  |
| 29.5               | 29.5 | 32 | 24              | 19 | 18 | 24              | 14 |

RTA 00



**7701L (Left Arm)**



**7701R (Right Arm)**


**Lounge Chair - Standard w/One Arm**  
 COM Yardage: 3.25  
 Freight Class: 250  
 Product Weight (lbs.): 47  
 Cubic Feet Per Carton: 22.5

For Power/USB module please see electrical placement chart. Includes ganging hardware (1 side).

|              | 1    | 2    | 3    | 4    | 5    | 6    | 7    | 8    | 9    | 10   | 11   | 12   |
|--------------|------|------|------|------|------|------|------|------|------|------|------|------|
| <b>7701L</b> | 2348 | 2488 | 2595 | 2757 | 2981 | 3066 | 3263 | 3644 | 3825 | 4179 | 4658 | 5256 |
| <b>7701R</b> | 2348 | 2488 | 2595 | 2757 | 2981 | 3066 | 3263 | 3644 | 3825 | 4179 | 4658 | 5256 |

| OVERALL DIMENSIONS |      |    | SEAT DIMENSIONS |    |    | BACK DIMENSIONS |    |
|--------------------|------|----|-----------------|----|----|-----------------|----|
| W                  | D    | H  | W               | D  | H  | W               | H  |
| 27                 | 29.5 | 32 | 24              | 19 | 18 | 24              | 14 |

RTA 00



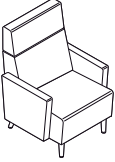



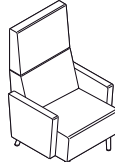
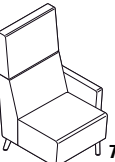
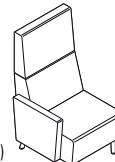
**Armless Lounge Chair - Standard Back**  
 COM Yardage: 2.5  
 Freight Class: 300  
 Product Weight (lbs.): 37  
 Cubic Feet Per Carton: 22.5

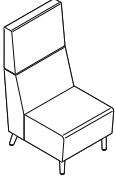
For Power/USB module please see electrical placement chart. Includes ganging hardware (2 sides).


|               | 1    | 2    | 3    | 4    | 5    | 6    | 7    | 8    | 9    | 10   | 11   | 12   |
|---------------|------|------|------|------|------|------|------|------|------|------|------|------|
| <b>7701NA</b> | 1907 | 2016 | 2097 | 2221 | 2397 | 2460 | 2614 | 2903 | 3046 | 3316 | 3685 | 4145 |

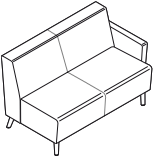
| OVERALL DIMENSIONS |      |    | SEAT DIMENSIONS |    |    | BACK DIMENSIONS |    |
|--------------------|------|----|-----------------|----|----|-----------------|----|
| W                  | D    | H  | W               | D  | H  | W               | H  |
| 24.5               | 29.5 | 32 | 24              | 19 | 18 | 24              | 14 |


RTA 00

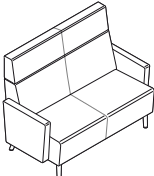
| DESCRIPTION   | FEATURES  | MODEL#                    | STANDARD TEXTILE GRADES |          |                        |          |          |                        |          |      |      |      |      |      |  |  |
|---|---|---------------------------|-------------------------|----------|------------------------|----------|----------|------------------------|----------|------|------|------|------|------|--|--|
|   |   |                           | 1                       | 2        | 3                      | 4        | 5        | 6                      | 7        | 8    | 9    | 10   | 11   | 12   |  |  |
|  <p><b>Lounge Chair - High Back w/Arms</b><br/>COM Yardage: 4.5<br/>Freight Class: 250<br/>Product Weight (lbs.): 61<br/>Cubic Feet Per Carton: 28.25</p>        | <p>For Power/USB module please see electrical placement chart.<br/>No ganging hardware.</p>                         | <b>7702</b>               | 3182                    | 3372     | 3521                   | 3744     | 4058     | 4173                   | 4445     | 4972 | 5226 | 5714 | 6377 | 7203 |  |  |
|   |   | <b>OVERALL DIMENSIONS</b> |                         |          | <b>SEAT DIMENSIONS</b> |          |          | <b>BACK DIMENSIONS</b> |          |      |      |      |      |      |  |  |
|   |   | <b>W</b>                  | <b>D</b>                | <b>H</b> | <b>W</b>               | <b>D</b> | <b>H</b> | <b>W</b>               | <b>H</b> |      |      |      |      |      |  |  |
|   |   | 29.5                      | 29.5                    | 41.5     | 24                     | 19       | 18       | 24                     | 24       |      |      |      |      |      |  |  |
|   |   | <b>RTA 00</b>             |                         |          |                        |          |          |                        |          |      |      |      |      |      |  |  |
|  <p><b>7702L (Left Arm)</b></p>  |  <p><b>7702R (Right Arm)</b></p>   | <b>7702L</b>              | 2753                    | 2914     | 3035                   | 3223     | 3485     | 3577                   | 3807     | 4245 | 4457 | 4863 | 5416 | 6106 |  |  |
|   |   | <b>OVERALL DIMENSIONS</b> |                         |          | <b>SEAT DIMENSIONS</b> |          |          | <b>BACK DIMENSIONS</b> |          |      |      |      |      |      |  |  |
|   |   | <b>W</b>                  | <b>D</b>                | <b>H</b> | <b>W</b>               | <b>D</b> | <b>H</b> | <b>W</b>               | <b>H</b> |      |      |      |      |      |  |  |
|   |   | 29.5                      | 29.5                    | 41.5     | 24                     | 19       | 18       | 24                     | 24       |      |      |      |      |      |  |  |
|   |   | <b>RTA 00</b>             |                         |          |                        |          |          |                        |          |      |      |      |      |      |  |  |
|  <p><b>Armless Lounge Chair - High Back</b><br/>COM Yardage: 3<br/>Freight Class: 300<br/>Product Weight (lbs.): 41<br/>Cubic Feet Per Carton: 28.25</p>        | <p>For Power/USB module please see electrical placement chart.<br/>Includes ganging hardware (2 sides).</p>         | <b>7702NA</b>             | 2314                    | 2444     | 2541                   | 2689     | 2898     | 2974                   | 3160     | 3510 | 3678 | 4004 | 4446 | 4998 |  |  |
|   |   | <b>OVERALL DIMENSIONS</b> |                         |          | <b>SEAT DIMENSIONS</b> |          |          | <b>BACK DIMENSIONS</b> |          |      |      |      |      |      |  |  |
|   |   | <b>W</b>                  | <b>D</b>                | <b>H</b> | <b>W</b>               | <b>D</b> | <b>H</b> | <b>W</b>               | <b>H</b> |      |      |      |      |      |  |  |
|   |   | 24.5                      | 29.5                    | 41.5     | 24                     | 19       | 18       | 24                     | 24       |      |      |      |      |      |  |  |
|   |   | <b>RTA 00</b>             |                         |          |                        |          |          |                        |          |      |      |      |      |      |  |  |
|  <p><b>Lounge Chair - Extended Back w/Arms</b><br/>COM Yardage: 4.75<br/>Freight Class: 250<br/>Product Weight (lbs.): 68<br/>Cubic Feet Per Carton: 32.75</p> | <p>For Power/USB module please see electrical placement chart.<br/>No ganging hardware.</p>                         | <b>7703</b>               | 3687                    | 3885     | 4043                   | 4278     | 4611     | 4731                   | 5021     | 5576 | 5844 | 6359 | 7057 | 7931 |  |  |
|   |   | <b>OVERALL DIMENSIONS</b> |                         |          | <b>SEAT DIMENSIONS</b> |          |          | <b>BACK DIMENSIONS</b> |          |      |      |      |      |      |  |  |
|   |   | <b>W</b>                  | <b>D</b>                | <b>H</b> | <b>W</b>               | <b>D</b> | <b>H</b> | <b>W</b>               | <b>H</b> |      |      |      |      |      |  |  |
|   |   | 29.5                      | 29.5                    | 47       | 24                     | 19       | 18       | 24                     | 29       |      |      |      |      |      |  |  |
|   |   | <b>RTA 00</b>             |                         |          |                        |          |          |                        |          |      |      |      |      |      |  |  |
|  <p><b>7703L (Left Arm)</b></p>  |  <p><b>7703R (Right Arm)</b></p> | <b>7703L</b>              | 3258                    | 3426     | 3559                   | 3756     | 4034     | 4135                   | 4378     | 4847 | 5073 | 5506 | 6095 | 6832 |  |  |
|   |   | <b>OVERALL DIMENSIONS</b> |                         |          | <b>SEAT DIMENSIONS</b> |          |          | <b>BACK DIMENSIONS</b> |          |      |      |      |      |      |  |  |
|   |   | <b>W</b>                  | <b>D</b>                | <b>H</b> | <b>W</b>               | <b>D</b> | <b>H</b> | <b>W</b>               | <b>H</b> |      |      |      |      |      |  |  |
|   |   | 29.5                      | 29.5                    | 47       | 24                     | 19       | 18       | 24                     | 29       |      |      |      |      |      |  |  |
|   |   | <b>RTA 00</b>             |                         |          |                        |          |          |                        |          |      |      |      |      |      |  |  |


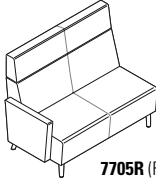
| DESCRIPTION  | FEATURES  | MODEL#                    | STANDARD TEXTILE GRADES |          |                        |          |          |                        |          |      |      |      |      |      |  |
|--|---|---------------------------|-------------------------|----------|------------------------|----------|----------|------------------------|----------|------|------|------|------|------|--|
|  |   |                           | 1                       | 2        | 3                      | 4        | 5        | 6                      | 7        | 8    | 9    | 10   | 11   | 12   |  |
|  <p><b>Armless Lounge Chair - Extended Back</b><br/>COM Yardage: 3.25<br/>Freight Class: 300<br/>Product Weight (lbs.): 48<br/>Cubic Feet Per Carton: 32.75</p> | <p>For Power/USB module please see electrical placement chart.<br/>Includes ganging hardware (2 sides).</p> | <b>7703NA</b>             | 2819                    | 2957     | 3065                   | 3227     | 3452     | 3535                   | 3734     | 4114 | 4295 | 4649 | 5127 | 5724 |  |
|  |   | <b>OVERALL DIMENSIONS</b> |                         |          | <b>SEAT DIMENSIONS</b> |          |          | <b>BACK DIMENSIONS</b> |          |      |      |      |      |      |  |
|  |   | <b>W</b>                  | <b>D</b>                | <b>H</b> | <b>W</b>               | <b>D</b> | <b>H</b> | <b>W</b>               | <b>H</b> |      |      |      |      |      |  |
|  |   |                           | 24.5                    | 29.5     | 47                     | 24       | 19       | 18                     | 24       | 29   |      |      |      |      |  |
|  |   |                           | <b>RTA 00</b>           |          |                        |          |          |                        |          |      |      |      |      |      |  |

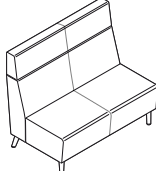
| DESCRIPTION   | FEATURES  | MODEL#                    | STANDARD TEXTILE GRADES |          |                        |          |          |                        |          |      |      |      |      |      |  |
|---|---|---------------------------|-------------------------|----------|------------------------|----------|----------|------------------------|----------|------|------|------|------|------|--|
|   |   |                           | 1                       | 2        | 3                      | 4        | 5        | 6                      | 7        | 8    | 9    | 10   | 11   | 12   |  |
|  <p><b>Two Seater - Standard Back w/Arms</b><br/>COM Yardage: 5.5<br/>Freight Class: 250<br/>Product Weight (lbs.): 95<br/>Cubic Feet Per Carton: 39</p> | <p>For Power/USB module please see electrical placement chart.<br/>No ganging hardware.</p> | <b>7704</b>               | 3836                    | 4066     | 4247                   | 4517     | 4903     | 5041                   | 5379     | 6024 | 6328 | 6926 | 7736 | 8746 |  |
|   |   | <b>OVERALL DIMENSIONS</b> |                         |          | <b>SEAT DIMENSIONS</b> |          |          | <b>BACK DIMENSIONS</b> |          |      |      |      |      |      |  |
|   |   | <b>W</b>                  | <b>D</b>                | <b>H</b> | <b>W</b>               | <b>D</b> | <b>H</b> | <b>W</b>               | <b>H</b> |      |      |      |      |      |  |
|   |   |                           | 53.5                    | 29.5     | 32                     | 48       | 19       | 18                     | 48       | 14   |      |      |      |      |  |
|   |   |                           | <b>RTA 00</b>           |          |                        |          |          |                        |          |      |      |      |      |      |  |

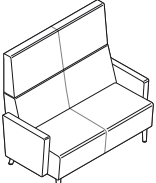
| DESCRIPTION  | FEATURES   | MODEL#                    | STANDARD TEXTILE GRADES |          |                        |          |          |                        |          |          |      |      |      |      |
|--|--|---------------------------|-------------------------|----------|------------------------|----------|----------|------------------------|----------|----------|------|------|------|------|
|  |  |                           | 1                       | 2        | 3                      | 4        | 5        | 6                      | 7        | 8        | 9    | 10   | 11   | 12   |
|  <p><b>Two Seater - Standard Back w/One Arm</b><br/>COM Yardage: 4.75<br/>Freight Class: 300<br/>Product Weight (lbs.): 85<br/>Cubic Feet Per Carton: 39</p> | <p>For Power/USB module please see electrical placement chart.<br/>Includes ganging hardware (1 side).</p> | <b>7704L</b>              | 3413                    | 3613     | 3771                   | 4005     | 4339     | 4458                   | 4749     | 5303     | 5571 | 6086 | 6786 | 7660 |
|  |  | <b>7704R</b>              | 3413                    | 3613     | 3771                   | 4005     | 4339     | 4458                   | 4749     | 5303     | 5571 | 6086 | 6786 | 7660 |
|  |  | <b>OVERALL DIMENSIONS</b> |                         |          | <b>SEAT DIMENSIONS</b> |          |          | <b>BACK DIMENSIONS</b> |          |          |      |      |      |      |
|  |  |                           | <b>W</b>                | <b>D</b> | <b>H</b>               | <b>W</b> | <b>D</b> | <b>H</b>               | <b>W</b> | <b>H</b> |      |      |      |      |
|  |  |                           | 51                      | 29.5     | 32                     | 48       | 19       | 18                     | 48       | 14       |      |      |      |      |
|  |  |                           | <b>RTA 00</b>           |          |                        |          |          |                        |          |          |      |      |      |      |


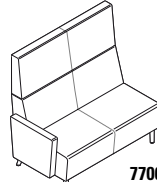
| DESCRIPTION   | FEATURES  | MODEL#                    | STANDARD TEXTILE GRADES |          |                        |          |          |                        |          |      |      |      |      |      |  |
|---|---|---------------------------|-------------------------|----------|------------------------|----------|----------|------------------------|----------|------|------|------|------|------|--|
|   |   |                           | 1                       | 2        | 3                      | 4        | 5        | 6                      | 7        | 8    | 9    | 10   | 11   | 12   |  |
|  <p><b>Armless Two Seater - Standard Back</b><br/>COM Yardage: 4.25<br/>Freight Class: 300<br/>Product Weight (lbs.): 75<br/>Cubic Feet Per Carton: 39</p> | <p>For Power/USB module please see electrical placement chart.<br/>Includes ganging hardware (2 sides).</p> | <b>7704NA</b>             | 2976                    | 3157     | 3298                   | 3508     | 3805     | 3910                   | 4171     | 4667 | 4907 | 5367 | 5995 | 6776 |  |
|   |   | <b>OVERALL DIMENSIONS</b> |                         |          | <b>SEAT DIMENSIONS</b> |          |          | <b>BACK DIMENSIONS</b> |          |      |      |      |      |      |  |
|   |   | <b>W</b>                  | <b>D</b>                | <b>H</b> | <b>W</b>               | <b>D</b> | <b>H</b> | <b>W</b>               | <b>H</b> |      |      |      |      |      |  |
|   |   |                           | 48.5                    | 29.5     | 32                     | 48       | 19       | 18                     | 48       | 14   |      |      |      |      |  |
|   |   |                           | <b>RTA 00</b>           |          |                        |          |          |                        |          |      |      |      |      |      |  |


| DESCRIPTION   | FEATURES  | MODEL#                    | STANDARD TEXTILE GRADES |          |                        |          |          |                        |          |      |      |      |      |       |  |
|---|---|---------------------------|-------------------------|----------|------------------------|----------|----------|------------------------|----------|------|------|------|------|-------|--|
|   |   |                           | 1                       | 2        | 3                      | 4        | 5        | 6                      | 7        | 8    | 9    | 10   | 11   | 12    |  |
|  <p><b>Two Seater - High Back w/Arms</b><br/>COM Yardage: 6.5<br/>Freight Class: 300<br/>Product Weight (lbs.): 97<br/>Cubic Feet Per Carton: 54</p> | <p>For Power/USB module please see electrical placement chart.<br/>No ganging hardware.</p> | <b>7705</b>               | 4515                    | 4789     | 5002                   | 5325     | 5776     | 5940                   | 6341     | 7099 | 7463 | 8169 | 9127 | 10320 |  |
|   |   | <b>OVERALL DIMENSIONS</b> |                         |          | <b>SEAT DIMENSIONS</b> |          |          | <b>BACK DIMENSIONS</b> |          |      |      |      |      |       |  |
|   |   | <b>W</b>                  | <b>D</b>                | <b>H</b> | <b>W</b>               | <b>D</b> | <b>H</b> | <b>W</b>               | <b>H</b> |      |      |      |      |       |  |
|   |   |                           | 53.5                    | 29.5     | 41.5                   | 48       | 19       | 18                     | 48       | 24   |      |      |      |       |  |
|   |   |                           | <b>RTA 00</b>           |          |                        |          |          |                        |          |      |      |      |      |       |  |

| DESCRIPTION   | FEATURES  | MODEL#       | STANDARD TEXTILE GRADES  |      |      |                 |      |      |                 |      |      |      |      |      |  |
|---|---|--------------|--|------|------|-----------------|------|------|-----------------|------|------|------|------|------|--|
|   |   |              | 1  | 2    | 3    | 4               | 5    | 6    | 7               | 8    | 9    | 10   | 11   | 12   |  |
|  <p><b>7705L (Left Arm)</b></p>  |  <p><b>7705R (Right Arm)</b></p> |              |  |      |      |                 |      |      |                 |      |      |      |      |      |  |
|   |   | <b>7705L</b> | 4084   | 4324 | 4514 | 4797            | 5201 | 5344 | 5698            | 6369 | 6692 | 7315 | 8163 | 9221 |  |
|   |   | <b>7705R</b> | 4084   | 4324 | 4514 | 4797            | 5201 | 5344 | 5698            | 6369 | 6692 | 7315 | 8163 | 9221 |  |
|   |   |              | OVERALL DIMENSIONS   |      |      | SEAT DIMENSIONS |      |      | BACK DIMENSIONS |      |      |      |      |      |  |
|   |   |              | W  | D    | H    | W               | D    | H    | W               | H    |      |      |      |      |  |
| <p><b>Two Seater - High Back w/One Arm</b><br/>                     COM Yardage: 5.75<br/>                     Freight Class: 300<br/>                     Product Weight (lbs.): 87<br/>                     Cubic Feet Per Carton: 54</p> |   |              | <p>For Power/USB module please see electrical placement chart. Includes ganging hardware (1 side).</p> |      |      | 51              | 29.5 | 41.5 | 48              | 19   | 18   | 48   | 24   |      |  |
|   |   |              | <b>RTA 00</b>  |      |      |                 |      |      |                 |      |      |      |      |      |  |

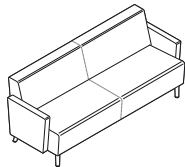
| DESCRIPTION   | FEATURES      | MODEL# | STANDARD TEXTILE GRADES   |      |      |                 |      |      |                 |      |      |      |      |    |  |
|---|---------------|--------|---|------|------|-----------------|------|------|-----------------|------|------|------|------|----|--|
|   |               |        | 1   | 2    | 3    | 4               | 5    | 6    | 7               | 8    | 9    | 10   | 11   | 12 |  |
|    |               |        |   |      |      |                 |      |      |                 |      |      |      |      |    |  |
|   | <b>7705NA</b> | 3647   | 3867  | 4041 | 4302 | 4667            | 4801 | 5121 | 5734            | 6031 | 6598 | 7372 | 8338 |    |  |
|   |               |        | OVERALL DIMENSIONS  |      |      | SEAT DIMENSIONS |      |      | BACK DIMENSIONS |      |      |      |      |    |  |
|   |               |        | W   | D    | H    | W               | D    | H    | W               | H    |      |      |      |    |  |
| <p><b>Armless Two Seater - High Back</b><br/>                     COM Yardage: 5.25<br/>                     Freight Class: 300<br/>                     Product Weight (lbs.): 77<br/>                     Cubic Feet Per Carton: 54</p> |               |        | <p>For Power/USB module please see electrical placement chart. Includes ganging hardware (2 sides).</p> |      |      | 48.5            | 29.5 | 41.5 | 48              | 19   | 18   | 48   | 24   |    |  |
|   |               |        | <b>RTA 00</b>   |      |      |                 |      |      |                 |      |      |      |      |    |  |

| DESCRIPTION   | FEATURES    | MODEL# | STANDARD TEXTILE GRADES   |      |      |                 |      |      |                 |      |      |      |       |    |  |
|---|-------------|--------|---|------|------|-----------------|------|------|-----------------|------|------|------|-------|----|--|
|   |             |        | 1   | 2    | 3    | 4               | 5    | 6    | 7               | 8    | 9    | 10   | 11    | 12 |  |
|   |             |        |   |      |      |                 |      |      |                 |      |      |      |       |    |  |
|   | <b>7706</b> | 4765   | 5059  | 5289 | 5636 | 6125            | 6303 | 6728 | 7546            | 7940 | 8701 | 9730 | 11015 |    |  |
|   |             |        | OVERALL DIMENSIONS  |      |      | SEAT DIMENSIONS |      |      | BACK DIMENSIONS |      |      |      |       |    |  |
|   |             |        | W   | D    | H    | W               | D    | H    | W               | H    |      |      |       |    |  |
| <p><b>Two Seater - Extended Back w/Arms</b><br/>                     COM Yardage: 7<br/>                     Freight Class: 300<br/>                     Product Weight (lbs.): 107<br/>                     Cubic Feet Per Carton: 56.75</p> |             |        | <p>For Power/USB module please see electrical placement chart. No ganging hardware.</p> |      |      | 53.5            | 29.5 | 47   | 48              | 19   | 18   | 48   | 29    |    |  |
|   |             |        | <b>RTA 00</b>   |      |      |                 |      |      |                 |      |      |      |       |    |  |

| DESCRIPTION  | FEATURES  | MODEL#       | STANDARD TEXTILE GRADES  |      |      |                 |      |      |                 |      |      |      |      |      |  |
|--|---|--------------|--|------|------|-----------------|------|------|-----------------|------|------|------|------|------|--|
|  |   |              | 1  | 2    | 3    | 4               | 5    | 6    | 7               | 8    | 9    | 10   | 11   | 12   |  |
|  <p><b>7706L (Left Arm)</b></p>   |  <p><b>7706R (Right Arm)</b></p> |              |  |      |      |                 |      |      |                 |      |      |      |      |      |  |
|  |   | <b>7706L</b> | 4334   | 4596 | 4802 | 5110            | 5548 | 5702 | 6086            | 6818 | 7167 | 7848 | 8769 | 9915 |  |
|  |   | <b>7706R</b> | 4334   | 4596 | 4802 | 5110            | 5548 | 5702 | 6086            | 6818 | 7167 | 7848 | 8769 | 9915 |  |
|  |   |              | OVERALL DIMENSIONS   |      |      | SEAT DIMENSIONS |      |      | BACK DIMENSIONS |      |      |      |      |      |  |
|  |   |              | W  | D    | H    | W               | D    | H    | W               | H    |      |      |      |      |  |
| <p><b>Two Seater - Extended Back w/One Arm</b><br/>                     COM Yardage: 6.25<br/>                     Freight Class: 300<br/>                     Product Weight (lbs.): 97<br/>                     Cubic Feet Per Carton: 56.75</p> |   |              | <p>For Power/USB module please see electrical placement chart. Includes ganging hardware (1 side).</p> |      |      | 51              | 29.5 | 47   | 48              | 19   | 18   | 48   | 29   |      |  |
|  |   |              | <b>RTA 00</b>  |      |      |                 |      |      |                 |      |      |      |      |      |  |

| DESCRIPTION  | FEATURES      | MODEL# | STANDARD TEXTILE GRADES   |      |      |                 |      |      |                 |      |      |      |      |    |  |
|--|---------------|--------|---|------|------|-----------------|------|------|-----------------|------|------|------|------|----|--|
|  |               |        | 1   | 2    | 3    | 4               | 5    | 6    | 7               | 8    | 9    | 10   | 11   | 12 |  |
|   |               |        |   |      |      |                 |      |      |                 |      |      |      |      |    |  |
|  | <b>7706NA</b> | 3893   | 4134  | 4324 | 4608 | 5011            | 5154 | 5508 | 6179            | 6503 | 7125 | 7973 | 9031 |    |  |
|  |               |        | OVERALL DIMENSIONS  |      |      | SEAT DIMENSIONS |      |      | BACK DIMENSIONS |      |      |      |      |    |  |
|  |               |        | W   | D    | H    | W               | D    | H    | W               | H    |      |      |      |    |  |
| <p><b>Armless Two Seater - Extended Back</b><br/>                     COM Yardage: 5.75<br/>                     Freight Class: 300<br/>                     Product Weight (lbs.): 87<br/>                     Cubic Feet Per Carton: 56.75</p> |               |        | <p>For Power/USB module please see electrical placement chart. Includes ganging hardware (2 sides).</p> |      |      | 48.5            | 29.5 | 47   | 48              | 19   | 18   | 48   | 29   |    |  |
|  |               |        | <b>RTA 00</b>   |      |      |                 |      |      |                 |      |      |      |      |    |  |

DESCRIPTION FEATURES MODEL# STANDARD TEXTILE GRADES



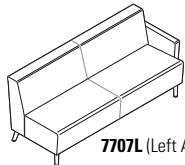
**Three Seater - Standard Back w/Arms**  
 COM Yardage: 8.25  
 Freight Class: 250  
 Product Weight (lbs.): 139  
 Cubic Feet Per Carton: 55.5

For Power/USB module please see electrical placement chart. No ganging hardware.

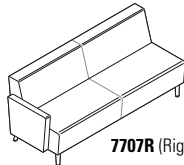
|             | 1    | 2    | 3    | 4    | 5    | 6    | 7    | 8    | 9    | 10    | 11    | 12    |
|-------------|------|------|------|------|------|------|------|------|------|-------|-------|-------|
| <b>7707</b> | 5704 | 6045 | 6321 | 6727 | 7304 | 7510 | 8015 | 8980 | 9444 | 10340 | 11556 | 13071 |

| OVERALL DIMENSIONS |      |    | SEAT DIMENSIONS |    |    | BACK DIMENSIONS |    |
|--------------------|------|----|-----------------|----|----|-----------------|----|
| W                  | D    | H  | W               | D  | H  | W               | H  |
| 77.5               | 29.5 | 32 | 72              | 19 | 18 | 72              | 14 |

RTA 00



**7707L** (Left Arm)



**7707R** (Right Arm)

**Three Seater - Standard Back w/One Arm**  
 COM Yardage: 7.75  
 Freight Class: 250  
 Product Weight (lbs.): 129  
 Cubic Feet Per Carton: 55.5

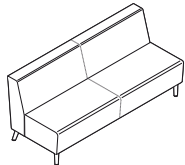
For Power/USB module please see electrical placement chart. Includes ganging hardware (1 side).

|              | 1    | 2    | 3    | 4    | 5    | 6    | 7    | 8    | 9    | 10   | 11    | 12    |
|--------------|------|------|------|------|------|------|------|------|------|------|-------|-------|
| <b>7707L</b> | 5277 | 5599 | 5855 | 6238 | 6779 | 6976 | 7449 | 8353 | 8790 | 9630 | 10772 | 12196 |

|              |      |      |      |      |      |      |      |      |      |      |       |       |
|--------------|------|------|------|------|------|------|------|------|------|------|-------|-------|
| <b>7707R</b> | 5277 | 5599 | 5855 | 6238 | 6779 | 6976 | 7449 | 8353 | 8790 | 9630 | 10772 | 12196 |
|--------------|------|------|------|------|------|------|------|------|------|------|-------|-------|

| OVERALL DIMENSIONS |      |    | SEAT DIMENSIONS |    |    | BACK DIMENSIONS |    |
|--------------------|------|----|-----------------|----|----|-----------------|----|
| W                  | D    | H  | W               | D  | H  | W               | H  |
| 75                 | 29.5 | 32 | 72              | 19 | 18 | 72              | 14 |

RTA 00



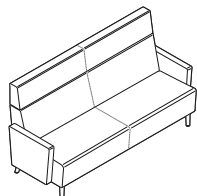
**Armless Three Seater - Standard Back**  
 COM Yardage: 7  
 Freight Class: 250  
 Product Weight (lbs.): 119  
 Cubic Feet Per Carton: 55.5

For Power/USB module please see electrical placement chart. Includes ganging hardware (2 sides).

|               | 1    | 2    | 3    | 4    | 5    | 6    | 7    | 8    | 9    | 10   | 11   | 12    |
|---------------|------|------|------|------|------|------|------|------|------|------|------|-------|
| <b>7707NA</b> | 4837 | 5132 | 5361 | 5709 | 6198 | 6374 | 6801 | 7620 | 8013 | 8773 | 9803 | 11092 |

| OVERALL DIMENSIONS |      |    | SEAT DIMENSIONS |    |    | BACK DIMENSIONS |    |
|--------------------|------|----|-----------------|----|----|-----------------|----|
| W                  | D    | H  | W               | D  | H  | W               | H  |
| 72.5               | 29.5 | 32 | 72              | 19 | 18 | 72              | 14 |

RTA 00



**Three Seater - High Back w/Arms**  
 COM Yardage: 10.5  
 Freight Class: 250  
 Product Weight (lbs.): 148  
 Cubic Feet Per Carton: 69.75

For Power/USB module please see electrical placement chart. No ganging hardware.

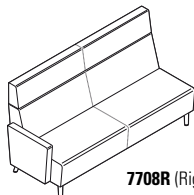
|             | 1    | 2    | 3    | 4    | 5    | 6    | 7    | 8     | 9     | 10    | 11    | 12    |
|-------------|------|------|------|------|------|------|------|-------|-------|-------|-------|-------|
| <b>7708</b> | 6501 | 6937 | 7282 | 7802 | 8534 | 8800 | 9441 | 10669 | 11261 | 12397 | 13947 | 15875 |

| OVERALL DIMENSIONS |      |      | SEAT DIMENSIONS |    |    | BACK DIMENSIONS |    |
|--------------------|------|------|-----------------|----|----|-----------------|----|
| W                  | D    | H    | W               | D  | H  | W               | H  |
| 77.5               | 29.5 | 41.5 | 72              | 19 | 18 | 72              | 24 |

RTA 00



**7708L** (Left Arm)



**7708R** (Right Arm)

**Three Seater - High Back w/One Arm**  
 COM Yardage: 9.75  
 Freight Class: 300  
 Product Weight (lbs.): 139  
 Cubic Feet Per Carton: 69.75

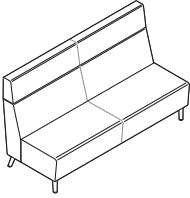
For Power/USB module please see electrical placement chart. Includes ganging hardware (1 side).

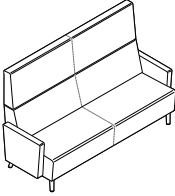
|              | 1    | 2    | 3    | 4    | 5    | 6    | 7    | 8    | 9     | 10    | 11    | 12    |
|--------------|------|------|------|------|------|------|------|------|-------|-------|-------|-------|
| <b>7708L</b> | 6078 | 6485 | 6806 | 7285 | 7967 | 8214 | 8809 | 9948 | 10497 | 11554 | 12992 | 14784 |


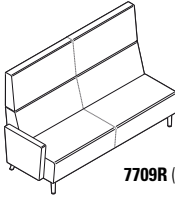
|              |      |      |      |      |      |      |      |      |       |       |       |       |
|--------------|------|------|------|------|------|------|------|------|-------|-------|-------|-------|
| <b>7708R</b> | 6078 | 6485 | 6806 | 7285 | 7967 | 8214 | 8809 | 9948 | 10497 | 11554 | 12992 | 14784 |
|--------------|------|------|------|------|------|------|------|------|-------|-------|-------|-------|


| OVERALL DIMENSIONS |      |      | SEAT DIMENSIONS |    |    | BACK DIMENSIONS |    |
|--------------------|------|------|-----------------|----|----|-----------------|----|
| W                  | D    | H    | W               | D  | H  | W               | H  |
| 75                 | 29.5 | 41.5 | 72              | 19 | 18 | 72              | 24 |

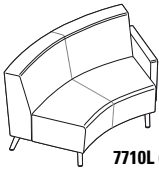

RTA 00

| DESCRIPTION   | FEATURES   | MODEL#                    | STANDARD TEXTILE GRADES |          |                        |          |          |                        |          |      |      |       |       |       |  |  |
|---|--|---------------------------|-------------------------|----------|------------------------|----------|----------|------------------------|----------|------|------|-------|-------|-------|--|--|
|   |  |                           | 1                       | 2        | 3                      | 4        | 5        | 6                      | 7        | 8    | 9    | 10    | 11    | 12    |  |  |
|  <p><b>Armless Three Seater - High Back</b><br/>                     COM Yardage: 9.25<br/>                     Freight Class: 300<br/>                     Product Weight (lbs.): 126<br/>                     Cubic Feet Per Carton: 69.75</p> | For Power/USB module please see electrical placement chart. Includes ganging hardware (2 sides). | <b>7708NA</b>             | 5639                    | 6027     | 6329                   | 6787     | 7434     | 7668                   | 8231     | 9314 | 9835 | 10836 | 12199 | 13900 |  |  |
|   |  | <b>OVERALL DIMENSIONS</b> |                         |          | <b>SEAT DIMENSIONS</b> |          |          | <b>BACK DIMENSIONS</b> |          |      |      |       |       |       |  |  |
|   |  | <b>W</b>                  | <b>D</b>                | <b>H</b> | <b>W</b>               | <b>D</b> | <b>H</b> | <b>W</b>               | <b>H</b> |      |      |       |       |       |  |  |
|   |  |                           | 72.5                    | 29.5     | 41.5                   | 72       | 19       | 18                     | 72       | 24   |      |       |       |       |  |  |
|   |  |                           | <b>RTA 00</b>           |          |                        |          |          |                        |          |      |      |       |       |       |  |  |

| DESCRIPTION  | FEATURES   | MODEL#                    | STANDARD TEXTILE GRADES |          |                        |          |          |                        |          |       |       |       |       |       |  |  |
|--|--|---------------------------|-------------------------|----------|------------------------|----------|----------|------------------------|----------|-------|-------|-------|-------|-------|--|--|
|  |  |                           | 1                       | 2        | 3                      | 4        | 5        | 6                      | 7        | 8     | 9     | 10    | 11    | 12    |  |  |
|  <p><b>Three Seater - Extended Back w/Arms</b><br/>                     COM Yardage: 11<br/>                     Freight Class: 300<br/>                     Product Weight (lbs.): 144<br/>                     Cubic Feet Per Carton: 78.75</p> | For Power/USB module please see electrical placement chart. No ganging hardware. | <b>7709</b>               | 6974                    | 7432     | 7793                   | 8338     | 9108     | 9383                   | 10057    | 11341 | 11959 | 13154 | 14775 | 16795 |  |  |
|  |  | <b>OVERALL DIMENSIONS</b> |                         |          | <b>SEAT DIMENSIONS</b> |          |          | <b>BACK DIMENSIONS</b> |          |       |       |       |       |       |  |  |
|  |  | <b>W</b>                  | <b>D</b>                | <b>H</b> | <b>W</b>               | <b>D</b> | <b>H</b> | <b>W</b>               | <b>H</b> |       |       |       |       |       |  |  |
|  |  |                           | 77.5                    | 29.5     | 47                     | 72       | 19       | 18                     | 72       | 29    |       |       |       |       |  |  |
|  |  |                           | <b>RTA 00</b>           |          |                        |          |          |                        |          |       |       |       |       |       |  |  |

| DESCRIPTION  | FEATURES  | MODEL#                    | STANDARD TEXTILE GRADES |          |                        |          |          |                        |      |       |       |       |       |       |
|--|---|---------------------------|-------------------------|----------|------------------------|----------|----------|------------------------|------|-------|-------|-------|-------|-------|
|  |   |                           | 1                       | 2        | 3                      | 4        | 5        | 6                      | 7    | 8     | 9     | 10    | 11    | 12    |
|  <p><b>7709L (Left Arm)</b></p>  <p><b>7709R (Right Arm)</b></p> <p><b>Three Seater - Extended Back w/One Arm</b><br/>                     COM Yardage: 10.5<br/>                     Freight Class: 300<br/>                     Product Weight (lbs.): 134<br/>                     Cubic Feet Per Carton: 78.75</p> | For Power/USB module please see electrical placement chart. Includes ganging hardware (1 side). | <b>7709L</b>              | 6540                    | 6977     | 7321                   | 7841     | 8576     | 8839                   | 9483 | 10708 | 11296 | 12436 | 13984 | 15912 |
|  |   | <b>7709R</b>              | 6540                    | 6977     | 7321                   | 7841     | 8576     | 8839                   | 9483 | 10708 | 11296 | 12436 | 13984 | 15912 |
|  |   | <b>OVERALL DIMENSIONS</b> |                         |          | <b>SEAT DIMENSIONS</b> |          |          | <b>BACK DIMENSIONS</b> |      |       |       |       |       |       |
| <b>W</b>   | <b>D</b>  | <b>H</b>                  | <b>W</b>                | <b>D</b> | <b>H</b>               | <b>W</b> | <b>H</b> |                        |      |       |       |       |       |       |
|  |   |                           | 75                      | 29.5     | 47                     | 72       | 19       | 18                     | 72   | 29    |       |       |       |       |
|  |   |                           | <b>RTA 00</b>           |          |                        |          |          |                        |      |       |       |       |       |       |

| DESCRIPTION   | FEATURES   | MODEL#                    | STANDARD TEXTILE GRADES |          |                        |          |          |                        |          |      |       |       |       |       |  |  |
|---|--|---------------------------|-------------------------|----------|------------------------|----------|----------|------------------------|----------|------|-------|-------|-------|-------|--|--|
|   |  |                           | 1                       | 2        | 3                      | 4        | 5        | 6                      | 7        | 8    | 9     | 10    | 11    | 12    |  |  |
|  <p><b>Armless Three Seater - Extended Back</b><br/>                     COM Yardage: 9.75<br/>                     Freight Class: 300<br/>                     Product Weight (lbs.): 124<br/>                     Cubic Feet Per Carton: 78.75</p> | For Power/USB module please see electrical placement chart. Includes ganging hardware (2 sides). | <b>7709NA</b>             | 6105                    | 6512     | 6833                   | 7312     | 7994     | 8241                   | 8835     | 9975 | 10524 | 11581 | 13020 | 14811 |  |  |
|   |  | <b>OVERALL DIMENSIONS</b> |                         |          | <b>SEAT DIMENSIONS</b> |          |          | <b>BACK DIMENSIONS</b> |          |      |       |       |       |       |  |  |
|   |  | <b>W</b>                  | <b>D</b>                | <b>H</b> | <b>W</b>               | <b>D</b> | <b>H</b> | <b>W</b>               | <b>H</b> |      |       |       |       |       |  |  |
|   |  |                           | 72.5                    | 29.5     | 47                     | 72       | 19       | 18                     | 72       | 29   |       |       |       |       |  |  |
|   |  |                           | <b>RTA 00</b>           |          |                        |          |          |                        |          |      |       |       |       |       |  |  |


| DESCRIPTION   | FEATURES  | MODEL#                    | STANDARD TEXTILE GRADES |          |                        |          |          |                        |      |      |      |      |      |      |
|---|---|---------------------------|-------------------------|----------|------------------------|----------|----------|------------------------|------|------|------|------|------|------|
|   |   |                           | 1                       | 2        | 3                      | 4        | 5        | 6                      | 7    | 8    | 9    | 10   | 11   | 12   |
|  <p><b>7710L (Left Arm)</b></p>  <p><b>7710R (Right Arm)</b></p> <p><b>IS Curve - Two Seater - Standard Back w/One Arm</b><br/>                     COM Yardage: 5.25<br/>                     Freight Class: 250<br/>                     Product Weight (lbs.): 88<br/>                     Cubic Feet Per Carton: 43</p> | For Power/USB module please see electrical placement chart. Includes ganging hardware (1 side). | <b>7710L</b>              | 3879                    | 4103     | 4273                   | 4534     | 4901     | 5033                   | 5354 | 5966 | 6264 | 6830 | 7604 | 8570 |
|   |   | <b>7710R</b>              | 3879                    | 4103     | 4273                   | 4534     | 4901     | 5033                   | 5354 | 5966 | 6264 | 6830 | 7604 | 8570 |
|   |   | <b>OVERALL DIMENSIONS</b> |                         |          | <b>SEAT DIMENSIONS</b> |          |          | <b>BACK DIMENSIONS</b> |      |      |      |      |      |      |
| <b>W</b>  | <b>D</b>  | <b>H</b>                  | <b>W</b>                | <b>D</b> | <b>H</b>               | <b>W</b> | <b>H</b> |                        |      |      |      |      |      |      |
|   |   |                           | 57                      | 29.5     | 32                     | 42       | 19       | 18                     | 51   | 14   |      |      |      |      |
|   |   |                           | <b>RTA 00</b>           |          |                        |          |          |                        |      |      |      |      |      |      |

## DESCRIPTION

## FEATURES

## MODEL#

## STANDARD TEXTILE GRADES

**Armless IS Curve - Two Seat - Standard Back**

COM Yardage: 4.5  
 Freight Class: 300  
 Product Weight (lbs.): 78  
 Cubic Feet Per Carton: 43

For Power/USB module please  
 see electrical placement chart.  
 Includes ganging hardware (2 sides).

|               | 1    | 2    | 3    | 4    | 5    | 6    | 7    | 8    | 9    | 10   | 11   | 12   |
|---------------|------|------|------|------|------|------|------|------|------|------|------|------|
| <b>7710NA</b> | 3438 | 3627 | 3774 | 3999 | 4314 | 4427 | 4701 | 5228 | 5481 | 5968 | 6633 | 7458 |

**OVERALL DIMENSIONS**

| W  | D    | H  |
|----|------|----|
| 55 | 29.5 | 32 |

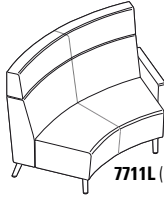
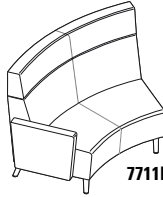
**SEAT DIMENSIONS**

| W  | D  | H  |
|----|----|----|
| 42 | 19 | 18 |

**BACK DIMENSIONS**

| W  | H  |
|----|----|
| 51 | 14 |

RTA 00

**7711L** (Left Arm)**7711R** (Right Arm)**IS Curve - Two Seater - High Back w/One Arm**

COM Yardage: 6.5  
 Freight Class: 300  
 Product Weight (lbs.): 94  
 Cubic Feet Per Carton: 54

For Power/USB module please  
 see electrical placement chart.  
 Includes ganging hardware (1 side).

|              | 1    | 2    | 3    | 4    | 5    | 6    | 7    | 8    | 9    | 10   | 11   | 12    |
|--------------|------|------|------|------|------|------|------|------|------|------|------|-------|
| <b>7711L</b> | 4804 | 5077 | 5291 | 5612 | 6065 | 6228 | 6625 | 7386 | 7751 | 8457 | 9413 | 10609 |

|              |      |      |      |      |      |      |      |      |      |      |      |       |
|--------------|------|------|------|------|------|------|------|------|------|------|------|-------|
| <b>7711R</b> | 4804 | 5077 | 5291 | 5612 | 6065 | 6228 | 6625 | 7386 | 7751 | 8457 | 9413 | 10609 |
|--------------|------|------|------|------|------|------|------|------|------|------|------|-------|

**OVERALL DIMENSIONS**

| W  | D    | H    |
|----|------|------|
| 57 | 29.5 | 41.5 |


**SEAT DIMENSIONS**

| W  | D  | H  |
|----|----|----|
| 42 | 19 | 18 |

**BACK DIMENSIONS**

| W  | H  |
|----|----|
| 51 | 24 |

RTA 00

**Armless IS Curve - Two Seater - High Back**

COM Yardage: 6  
 Freight Class: 300  
 Product Weight (lbs.): 84  
 Cubic Feet Per Carton: 54

For Power/USB module please  
 see electrical placement chart.  
 Includes ganging hardware (2 sides).

|               | 1    | 2    | 3    | 4    | 5    | 6    | 7    | 8    | 9    | 10   | 11   | 12   |
|---------------|------|------|------|------|------|------|------|------|------|------|------|------|
| <b>7711NA</b> | 4365 | 4618 | 4817 | 5112 | 5530 | 5683 | 6050 | 6753 | 7088 | 7738 | 8622 | 9726 |

**OVERALL DIMENSIONS**

| W  | D    | H    |
|----|------|------|
| 55 | 29.5 | 41.5 |

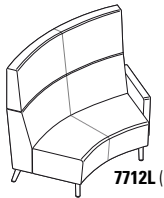
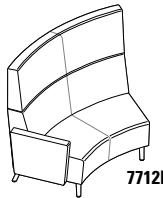
**SEAT DIMENSIONS**

| W  | D  | H  |
|----|----|----|
| 42 | 19 | 18 |

**BACK DIMENSIONS**

| W  | H  |
|----|----|
| 51 | 24 |

RTA 00

**7712L** (Left Arm)**7712R** (Right Arm)**IS Curve - Two Seater - Extended Back w/One Arm**

COM Yardage: 7  
 Freight Class: 300  
 Product Weight (lbs.): 99  
 Cubic Feet Per Carton: 62.75

For Power/USB module please  
 see electrical placement chart.  
 Includes ganging hardware (1 side).

|              | 1    | 2    | 3    | 4    | 5    | 6    | 7    | 8    | 9    | 10   | 11    | 12    |
|--------------|------|------|------|------|------|------|------|------|------|------|-------|-------|
| <b>7712L</b> | 5241 | 5534 | 5764 | 6110 | 6600 | 6775 | 7203 | 8022 | 8415 | 9176 | 10206 | 11491 |

|              |      |      |      |      |      |      |      |      |      |      |       |       |
|--------------|------|------|------|------|------|------|------|------|------|------|-------|-------|
| <b>7712R</b> | 5241 | 5534 | 5764 | 6110 | 6600 | 6775 | 7203 | 8022 | 8415 | 9176 | 10206 | 11491 |
|--------------|------|------|------|------|------|------|------|------|------|------|-------|-------|

**OVERALL DIMENSIONS**

| W  | D    | H  |
|----|------|----|
| 57 | 29.5 | 47 |

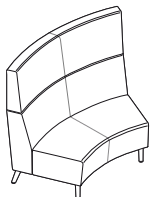
**SEAT DIMENSIONS**

| W  | D  | H  |
|----|----|----|
| 42 | 19 | 18 |

**BACK DIMENSIONS**

| W  | H  |
|----|----|
| 51 | 29 |

RTA 00

**Armless IS Curve - Two Seater - Extended Back**

COM Yardage: 6.75  
 Freight Class: 29.5  
 Product Weight (lbs.): 89  
 Cubic Feet Per Carton: 6.75

For Power/USB module please  
 see electrical placement chart.  
 Includes ganging hardware (2 sides).

|               | 1    | 2    | 3    | 4    | 5    | 6    | 7    | 8    | 9    | 10   | 11   | 12    |
|---------------|------|------|------|------|------|------|------|------|------|------|------|-------|
| <b>7712NA</b> | 4804 | 5085 | 5308 | 5641 | 6113 | 6283 | 6696 | 7486 | 7866 | 8599 | 9592 | 10832 |

**OVERALL DIMENSIONS**

| W  | D    | H  |
|----|------|----|
| 55 | 29.5 | 47 |



**SEAT DIMENSIONS**

| W  | D  | H  |
|----|----|----|
| 42 | 19 | 18 |

**BACK DIMENSIONS**

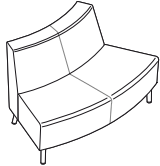
| W  | H  |
|----|----|
| 51 | 29 |

RTA 00

| DESCRIPTION  | FEATURES  | MODEL#       | STANDARD TEXTILE GRADES   |          |          |                        |          |          |                        |          |      |      |      |      |
|--|---|--------------|---------------------------|----------|----------|------------------------|----------|----------|------------------------|----------|------|------|------|------|
|  |   |              | 1                         | 2        | 3        | 4                      | 5        | 6        | 7                      | 8        | 9    | 10   | 11   | 12   |
|  <p><b>7713L</b> (Left Arm)</p> |  <p><b>7713R</b> (Right Arm)</p> |              |                           |          |          |                        |          |          |                        |          |      |      |      |      |
|  |   | <b>7713L</b> | 3879                      | 4103     | 4273     | 4534                   | 4901     | 5033     | 5354                   | 5966     | 6264 | 6830 | 7604 | 8570 |
|  |   | <b>7713R</b> | 3879                      | 4103     | 4273     | 4534                   | 4901     | 5033     | 5354                   | 5966     | 6264 | 6830 | 7604 | 8570 |
|  |   |              | <b>OVERALL DIMENSIONS</b> |          |          | <b>SEAT DIMENSIONS</b> |          |          | <b>BACK DIMENSIONS</b> |          |      |      |      |      |
|  |   |              | <b>W</b>                  | <b>D</b> | <b>H</b> | <b>W</b>               | <b>D</b> | <b>H</b> | <b>W</b>               | <b>H</b> |      |      |      |      |
|  |   |              | 54.5                      | 29.5     | 32       | 48                     | 19       | 18       | 36                     | 14       |      |      |      |      |
|  |   |              | <b>RTA 00</b>             |          |          |                        |          |          |                        |          |      |      |      |      |


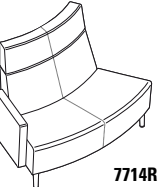
**OS Curve - Two Seater - Standard Back w/One Arm**  
 COM Yardage: 5.25  
 Freight Class: 300  
 Product Weight (lbs.): 82  
 Cubic Feet Per Carton: 43

For Power/USB module please see electrical placement chart. Includes ganging hardware (1 side).

| DESCRIPTION   | FEATURES      | MODEL# | STANDARD TEXTILE GRADES   |          |          |                        |          |          |                        |          |      |      |      |    |
|---|---------------|--------|---------------------------|----------|----------|------------------------|----------|----------|------------------------|----------|------|------|------|----|
|   |               |        | 1                         | 2        | 3        | 4                      | 5        | 6        | 7                      | 8        | 9    | 10   | 11   | 12 |
|  |               |        |                           |          |          |                        |          |          |                        |          |      |      |      |    |
|   | <b>7713NA</b> | 3438   | 3627                      | 3774     | 4000     | 4314                   | 4427     | 4701     | 5228                   | 5481     | 5968 | 6633 | 7458 |    |
|   |               |        | <b>OVERALL DIMENSIONS</b> |          |          | <b>SEAT DIMENSIONS</b> |          |          | <b>BACK DIMENSIONS</b> |          |      |      |      |    |
|   |               |        | <b>W</b>                  | <b>D</b> | <b>H</b> | <b>W</b>               | <b>D</b> | <b>H</b> | <b>W</b>               | <b>H</b> |      |      |      |    |
|   |               |        | 54                        | 29.5     | 32       | 48                     | 19       | 18       | 36                     | 14       |      |      |      |    |
|   |               |        | <b>RTA 00</b>             |          |          |                        |          |          |                        |          |      |      |      |    |

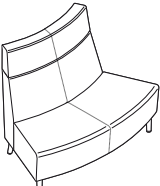
**Armless OS Curve - Two Seater - Standard Back**  
 COM Yardage: 4.5  
 Freight Class: 300  
 Product Weight (lbs.): 72  
 Cubic Feet Per Carton: 43

For Power/USB module please see electrical placement chart. Includes ganging hardware (2 sides).

| DESCRIPTION   | FEATURES   | MODEL#       | STANDARD TEXTILE GRADES   |          |          |                        |          |          |                        |          |      |      |      |       |
|---|--|--------------|---------------------------|----------|----------|------------------------|----------|----------|------------------------|----------|------|------|------|-------|
|   |  |              | 1                         | 2        | 3        | 4                      | 5        | 6        | 7                      | 8        | 9    | 10   | 11   | 12    |
|  <p><b>7714L</b> (Left Arm)</p> |  <p><b>7714R</b> (Right Arm)</p> |              |                           |          |          |                        |          |          |                        |          |      |      |      |       |
|   |  | <b>7714L</b> | 4529                      | 4804     | 5017     | 5339                   | 5792     | 5956     | 6355                   | 7113     | 7477 | 8185 | 9142 | 10335 |
|   |  | <b>7714R</b> | 4529                      | 4804     | 5017     | 5339                   | 5792     | 5956     | 6355                   | 7113     | 7477 | 8185 | 9142 | 10335 |
|   |  |              | <b>OVERALL DIMENSIONS</b> |          |          | <b>SEAT DIMENSIONS</b> |          |          | <b>BACK DIMENSIONS</b> |          |      |      |      |       |
|   |  |              | <b>W</b>                  | <b>D</b> | <b>H</b> | <b>W</b>               | <b>D</b> | <b>H</b> | <b>W</b>               | <b>H</b> |      |      |      |       |
|   |  |              | 54.5                      | 29.5     | 41.5     | 48                     | 19       | 18       | 36                     | 24       |      |      |      |       |
|   |  |              | <b>RTA 00</b>             |          |          |                        |          |          |                        |          |      |      |      |       |

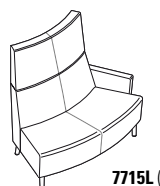
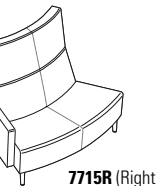
**OS Curve - Two Seater - High Back w/One Arm**  
 COM Yardage: 6.5  
 Freight Class: 300  
 Product Weight (lbs.): 88  
 Cubic Feet Per Carton: 54

For Power/USB module please see electrical placement chart. Includes ganging hardware (1 side).

| DESCRIPTION   | FEATURES      | MODEL# | STANDARD TEXTILE GRADES   |          |          |                        |          |          |                        |          |      |      |      |    |
|---|---------------|--------|---------------------------|----------|----------|------------------------|----------|----------|------------------------|----------|------|------|------|----|
|   |               |        | 1                         | 2        | 3        | 4                      | 5        | 6        | 7                      | 8        | 9    | 10   | 11   | 12 |
|  |               |        |                           |          |          |                        |          |          |                        |          |      |      |      |    |
|   | <b>7714NA</b> | 4099   | 4351                      | 4549     | 4844     | 5263                   | 5416     | 5783     | 6484                   | 6822     | 7472 | 8356 | 9459 |    |
|   |               |        | <b>OVERALL DIMENSIONS</b> |          |          | <b>SEAT DIMENSIONS</b> |          |          | <b>BACK DIMENSIONS</b> |          |      |      |      |    |
|   |               |        | <b>W</b>                  | <b>D</b> | <b>H</b> | <b>W</b>               | <b>D</b> | <b>H</b> | <b>W</b>               | <b>H</b> |      |      |      |    |
|   |               |        | 54                        | 29.5     | 41.5     | 48                     | 19       | 18       | 36                     | 24       |      |      |      |    |
|   |               |        | <b>RTA 00</b>             |          |          |                        |          |          |                        |          |      |      |      |    |

**Armless OS Curve - Two Seater - High Back**  
 COM Yardage: 6  
 Freight Class: 300  
 Product Weight (lbs.): 78  
 Cubic Feet Per Carton: 54


For Power/USB module please see electrical placement chart. Includes ganging hardware (2 sides).

| DESCRIPTION  | FEATURES  | MODEL#       | STANDARD TEXTILE GRADES   |          |          |                        |          |          |                        |          |      |      |      |       |
|--|---|--------------|---------------------------|----------|----------|------------------------|----------|----------|------------------------|----------|------|------|------|-------|
|  |   |              | 1                         | 2        | 3        | 4                      | 5        | 6        | 7                      | 8        | 9    | 10   | 11   | 12    |
|  <p><b>7715L</b> (Left Arm)</p> |  <p><b>7715R</b> (Right Arm)</p> |              |                           |          |          |                        |          |          |                        |          |      |      |      |       |
|  |   | <b>7715L</b> | 4944                      | 5238     | 5468     | 5816                   | 6304     | 6481     | 6908                   | 7727     | 8119 | 8880 | 9910 | 11199 |
|  |   | <b>7715R</b> | 4944                      | 5238     | 5468     | 5816                   | 6304     | 6481     | 6908                   | 7727     | 8119 | 8880 | 9910 | 11199 |
|  |   |              | <b>OVERALL DIMENSIONS</b> |          |          | <b>SEAT DIMENSIONS</b> |          |          | <b>BACK DIMENSIONS</b> |          |      |      |      |       |
|  |   |              | <b>W</b>                  | <b>D</b> | <b>H</b> | <b>W</b>               | <b>D</b> | <b>H</b> | <b>W</b>               | <b>H</b> |      |      |      |       |
|  |   |              | 54.5                      | 29.5     | 47       | 48                     | 19       | 18       | 36                     | 29       |      |      |      |       |
|  |   |              | <b>RTA 00</b>             |          |          |                        |          |          |                        |          |      |      |      |       |

**OS Curve - Two Seater - Extended Back w/One Arm**  
 COM Yardage: 7  
 Freight Class: 300  
 Product Weight (lbs.): 93  
 Cubic Feet Per Carton: 62.75

For Power/USB module please see electrical placement chart. Includes ganging hardware (1 side).

DESCRIPTION FEATURES MODEL# STANDARD TEXTILE GRADES



**Armless OS Curve - Two Seater - Ext. High Back**  
 COM Yardage: 6.75  
 Freight Class: 300  
 Product Weight (lbs.): 83  
 Cubic Feet Per Carton: 62.75

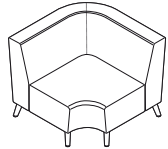
For Power/USB module please see electrical placement chart. Includes ganging hardware (2 sides).

|               | 1    | 2    | 3    | 4    | 5    | 6    | 7    | 8    | 9    | 10   | 11   | 12    |
|---------------|------|------|------|------|------|------|------|------|------|------|------|-------|
| <b>7715NA</b> | 4506 | 4787 | 5012 | 5343 | 5815 | 5985 | 6398 | 7189 | 7568 | 8301 | 9294 | 10536 |

| OVERALL DIMENSIONS |   |   | SEAT DIMENSIONS |   |   | BACK DIMENSIONS |   |
|--------------------|---|---|-----------------|---|---|-----------------|---|
| W                  | D | H | W               | D | H | W               | H |

|    |      |    |    |    |    |    |    |
|----|------|----|----|----|----|----|----|
| 54 | 29.5 | 47 | 48 | 19 | 18 | 36 | 28 |
|----|------|----|----|----|----|----|----|

RTA 00



**Armless Corner Unit - Standard Back**  
 COM Yardage: 5.5  
 Freight Class: 300  
 Product Weight (lbs.): 75  
 Cubic Feet Per Carton: 49

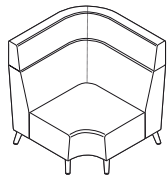
For Power/USB module please see electrical placement chart. Includes ganging hardware (2 sides).

|             | 1    | 2    | 3    | 4    | 5    | 6    | 7    | 8    | 9    | 10   | 11   | 12   |
|-------------|------|------|------|------|------|------|------|------|------|------|------|------|
| <b>7716</b> | 4199 | 4431 | 4614 | 4882 | 5270 | 5406 | 5743 | 6388 | 6695 | 7293 | 8104 | 9113 |

| OVERALL DIMENSIONS |   |   | SEAT DIMENSIONS |   |   | BACK DIMENSIONS |   |
|--------------------|---|---|-----------------|---|---|-----------------|---|
| W                  | D | H | W               | D | H | W               | H |

|    |    |    |    |    |    |    |    |
|----|----|----|----|----|----|----|----|
| 38 | 38 | 32 | 24 | 19 | 18 | 24 | 14 |
|----|----|----|----|----|----|----|----|

RTA 00



**Armless Corner Unit - High Back**  
 COM Yardage: 7.75  
 Freight Class: 300  
 Product Weight (lbs.): 82  
 Cubic Feet Per Carton: 49

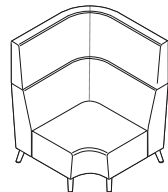
For Power/USB module please see electrical placement chart. Includes ganging hardware (2 sides).

|             | 1    | 2    | 3    | 4    | 5    | 6    | 7    | 8    | 9    | 10   | 11    | 12    |
|-------------|------|------|------|------|------|------|------|------|------|------|-------|-------|
| <b>7717</b> | 5319 | 5641 | 5897 | 6281 | 6824 | 7018 | 7491 | 8398 | 8833 | 9673 | 10815 | 12238 |

| OVERALL DIMENSIONS |   |   | SEAT DIMENSIONS |   |   | BACK DIMENSIONS |   |
|--------------------|---|---|-----------------|---|---|-----------------|---|
| W                  | D | H | W               | D | H | W               | H |

|    |    |      |    |    |    |    |    |
|----|----|------|----|----|----|----|----|
| 38 | 38 | 41.5 | 24 | 19 | 18 | 24 | 24 |
|----|----|------|----|----|----|----|----|

RTA 00



**Armless Corner Unit - Extended Back**  
 COM Yardage: 8.5  
 Freight Class: 300  
 Product Weight (lbs.): 88  
 Cubic Feet Per Carton: 49

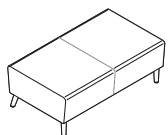
For Power/USB module please see electrical placement chart. Includes ganging hardware (2 sides).

|             | 1    | 2    | 3    | 4    | 5    | 6    | 7    | 8    | 9    | 10    | 11    | 12    |
|-------------|------|------|------|------|------|------|------|------|------|-------|-------|-------|
| <b>7718</b> | 5633 | 5987 | 6266 | 6686 | 7280 | 7495 | 8015 | 9007 | 9486 | 10408 | 11661 | 13222 |

| OVERALL DIMENSIONS |   |   | SEAT DIMENSIONS |   |   | BACK DIMENSIONS |   |
|--------------------|---|---|-----------------|---|---|-----------------|---|
| W                  | D | H | W               | D | H | W               | H |

|    |    |    |    |    |    |    |    |
|----|----|----|----|----|----|----|----|
| 38 | 38 | 47 | 24 | 19 | 18 | 24 | 29 |
|----|----|----|----|----|----|----|----|

RTA 00



**Two Seater Bench**  
 COM Yardage: 2.25  
 Freight Class: 300  
 Product Weight (lbs.): 41  
 Cubic Feet Per Carton: 21.25

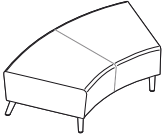
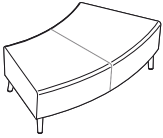
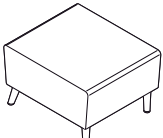
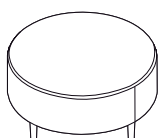
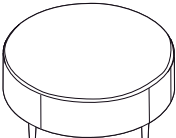
For Power/USB module please see electrical placement chart. Includes ganging hardware (2 sides).

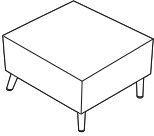
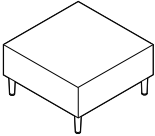
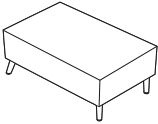
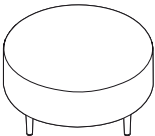
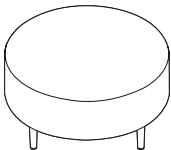
|             | 1    | 2    | 3    | 4    | 5    | 6    | 7    | 8    | 9    | 10   | 11   | 12   |
|-------------|------|------|------|------|------|------|------|------|------|------|------|------|
| <b>7725</b> | 2148 | 2247 | 2322 | 2430 | 2588 | 2646 | 2784 | 3047 | 3172 | 3418 | 3749 | 4161 |

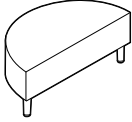
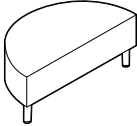
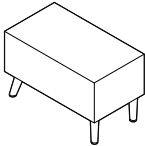
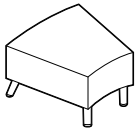
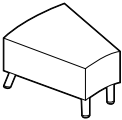
| OVERALL DIMENSIONS |   |   | SEAT DIMENSIONS |   |   | BACK DIMENSIONS |   |
|--------------------|---|---|-----------------|---|---|-----------------|---|
| W                  | D | H | W               | D | H | W               | H |

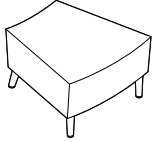
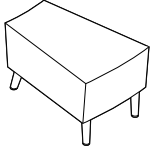
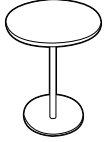
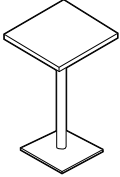
|      |    |      |  |  |  |  |  |
|------|----|------|--|--|--|--|--|
| 48.5 | 28 | 17.5 |  |  |  |  |  |
|------|----|------|--|--|--|--|--|

RTA 00

| DESCRIPTION   | FEATURES  | MODEL#             | STANDARD TEXTILE GRADES                                 |      |      |  |      |      |   |      |      |      |      |      |
|---|---|--------------------|---|------|------|--|------|------|---|------|------|------|------|------|
|   |   |                    | 1   | 2    | 3    | 4  | 5    | 6    | 7   | 8    | 9    | 10   | 11   | 12   |
|  <p><b>IS Curve - Two Seater Bench</b><br/>COM Yardage: 3<br/>Freight Class: 300<br/>Product Weight (lbs.): 41<br/>Cubic Feet Per Carton: 21.25</p>                              | <p>For Power/USB module please see electrical placement chart. Includes ganging hardware (2 sides).</p> | <p><b>7726</b></p> | 2918  | 3048 | 3146 | 3293   | 3502 | 3579 | 3764  | 4114 | 4282 | 4608 | 5050 | 5602 |
|   |   |                    | <p><b>OVERALL DIMENSIONS</b></p> <p>W      D      H</p> |      |      | <p><b>SEAT DIMENSIONS</b></p> <p>W      D      H</p> |      |      | <p><b>BACK DIMENSIONS</b></p> <p>W      H</p> |      |      |      |      |      |
|   |   |                    | 54  | 28   | 17.5 | <p><b>RTA 00</b></p>                                 |      |      |   |      |      |      |      |      |
|  <p><b>OS Curve - Two Seater Bench</b><br/>COM Yardage: 3<br/>Freight Class: 300<br/>Product Weight (lbs.): 41<br/>Cubic Feet Per Carton: 21.25</p>                              | <p>For Power/USB module please see electrical placement chart. Includes ganging hardware (2 sides).</p> | <p><b>7727</b></p> | 2918  | 3048 | 3146 | 3293   | 3502 | 3579 | 3764  | 4114 | 4282 | 4608 | 5050 | 5602 |
|   |   |                    | <p><b>OVERALL DIMENSIONS</b></p> <p>W      D      H</p> |      |      | <p><b>SEAT DIMENSIONS</b></p> <p>W      D      H</p> |      |      | <p><b>BACK DIMENSIONS</b></p> <p>W      H</p> |      |      |      |      |      |
|   |   |                    | 54  | 28   | 17.5 | <p><b>RTA 00</b></p>                                 |      |      |   |      |      |      |      |      |
|  <p><b>Square Single Seater Bench</b><br/>COM Yardage: 1.75<br/>Freight Class: 250<br/>Product Weight (lbs.): 30<br/>Cubic Feet Per Carton: 9.25</p>                            | <p>For Power/USB module please see electrical placement chart. Includes ganging hardware (2 sides).</p> | <p><b>7728</b></p> | 1469  | 1545 | 1602 | 1689   | 1810 | 1857 | 1962  | 2169 | 2266 | 2455 | 2714 | 3034 |
|   |   |                    | <p><b>OVERALL DIMENSIONS</b></p> <p>W      D      H</p> |      |      | <p><b>SEAT DIMENSIONS</b></p> <p>W      D      H</p> |      |      | <p><b>BACK DIMENSIONS</b></p> <p>W      H</p> |      |      |      |      |      |
|   |   |                    | 24.5  | 28   | 17.5 | <p><b>RTA 00</b></p>                                 |      |      |   |      |      |      |      |      |
|  <p><b>36" Dia. - Round Bench</b><br/>COM Yardage: 3<br/>Freight Class: 250<br/>Product Weight (lbs.): 46<br/>Cubic Feet Per Carton: 18.25</p> | <p>No Power/USB module. No ganging hardware.</p>  | <p><b>7729</b></p> | 2156  | 2286 | 2384 | 2533   | 2743 | 2820 | 3003  | 3352 | 3521 | 3846 | 4288 | 4840 |
|   |   |                    | <p><b>OVERALL DIMENSIONS</b></p> <p>W      D      H</p> |      |      | <p><b>SEAT DIMENSIONS</b></p> <p>W      D      H</p> |      |      | <p><b>BACK DIMENSIONS</b></p> <p>W      H</p> |      |      |      |      |      |
|   |   |                    | 36  | 36   | 17.5 | <p><b>RTA 00</b></p>                                 |      |      |   |      |      |      |      |      |
|  <p><b>42" Dia. - Round Bench</b><br/>COM Yardage: 3.25<br/>Freight Class: 250<br/>Product Weight (lbs.): 50<br/>Cubic Feet Per Carton: 22</p> | <p>No Power/USB module. No ganging hardware.</p>  | <p><b>7730</b></p> | 2481  | 2618 | 2726 | 2889   | 3112 | 3194 | 3393  | 3776 | 3957 | 4309 | 4787 | 5385 |
|   |   |                    | <p><b>OVERALL DIMENSIONS</b></p> <p>W      D      H</p> |      |      | <p><b>SEAT DIMENSIONS</b></p> <p>W      D      H</p> |      |      | <p><b>BACK DIMENSIONS</b></p> <p>W      H</p> |      |      |      |      |      |
|   |   |                    | 42  | 42   | 17.5 | <p><b>RTA 00</b></p>                                 |      |      |   |      |      |      |      |      |

| DESCRIPTION  | FEATURES  | MODEL#                    | STANDARD TEXTILE GRADES |          |                        |          |          |                        |          |   |   |    |    |    |  |
|--|---|---------------------------|-------------------------|----------|------------------------|----------|----------|------------------------|----------|---|---|----|----|----|--|
|  |   |                           | 1                       | 2        | 3                      | 4        | 5        | 6                      | 7        | 8 | 9 | 10 | 11 | 12 |  |
|  <p><b>30" Square Laminate Coffee Table</b><br/>COM Yardage: N/A<br/>Freight Class: 150<br/>Product Weight (lbs.): 61<br/>Cubic Feet Per Carton: 11.5</p>         | <p>For Power/USB module please see electrical placement chart.<br/>No ganging hardware.</p> | 7731                      | 1372                    |          |                        |          |          |                        |          |   |   |    |    |    |  |
|  |   | <b>OVERALL DIMENSIONS</b> |                         |          | <b>SEAT DIMENSIONS</b> |          |          | <b>BACK DIMENSIONS</b> |          |   |   |    |    |    |  |
|  |   | <b>W</b>                  | <b>D</b>                | <b>H</b> | <b>W</b>               | <b>D</b> | <b>H</b> | <b>W</b>               | <b>H</b> |   |   |    |    |    |  |
|  |   | 30                        | 30                      | 17       | <b>RTA 00</b>          |          |          |                        |          |   |   |    |    |    |  |
|  <p><b>36" Square Laminate Coffee Table</b><br/>COM Yardage: N/A<br/>Freight Class: 150<br/>Product Weight (lbs.): 85<br/>Cubic Feet Per Carton: 16.5</p>         | <p>For Power/USB module please see electrical placement chart.<br/>No ganging hardware.</p> | 7732                      | 1559                    |          |                        |          |          |                        |          |   |   |    |    |    |  |
|  |   | <b>OVERALL DIMENSIONS</b> |                         |          | <b>SEAT DIMENSIONS</b> |          |          | <b>BACK DIMENSIONS</b> |          |   |   |    |    |    |  |
|  |   | <b>W</b>                  | <b>D</b>                | <b>H</b> | <b>W</b>               | <b>D</b> | <b>H</b> | <b>W</b>               | <b>H</b> |   |   |    |    |    |  |
|  |   | 36                        | 36                      | 17       | <b>RTA 00</b>          |          |          |                        |          |   |   |    |    |    |  |
|  <p><b>Rectangular Laminate Coffee Table</b><br/>COM Yardage: N/A<br/>Freight Class: 150<br/>Product Weight (lbs.): 55<br/>Cubic Feet Per Carton: 11.5</p>       | <p>For Power/USB module please see electrical placement chart.<br/>No ganging hardware.</p> | 7733                      | 1378                    |          |                        |          |          |                        |          |   |   |    |    |    |  |
|  |   | <b>OVERALL DIMENSIONS</b> |                         |          | <b>SEAT DIMENSIONS</b> |          |          | <b>BACK DIMENSIONS</b> |          |   |   |    |    |    |  |
|  |   | <b>W</b>                  | <b>D</b>                | <b>H</b> | <b>W</b>               | <b>D</b> | <b>H</b> | <b>W</b>               | <b>H</b> |   |   |    |    |    |  |
|  |   | 40                        | 20                      | 17       | <b>RTA 00</b>          |          |          |                        |          |   |   |    |    |    |  |
|  <p><b>36" Dia. - Round Laminate Coffee Table</b><br/>COM Yardage: N/A<br/>Freight Class: 250<br/>Product Weight (lbs.): 63<br/>Cubic Feet Per Carton: 16.5</p> | <p>For Power/USB module please see electrical placement chart.<br/>No ganging hardware.</p> | 7734                      | 1701                    |          |                        |          |          |                        |          |   |   |    |    |    |  |
|  |   | <b>OVERALL DIMENSIONS</b> |                         |          | <b>SEAT DIMENSIONS</b> |          |          | <b>BACK DIMENSIONS</b> |          |   |   |    |    |    |  |
|  |   | <b>W</b>                  | <b>D</b>                | <b>H</b> | <b>W</b>               | <b>D</b> | <b>H</b> | <b>W</b>               | <b>H</b> |   |   |    |    |    |  |
|  |   | 36                        | 36                      | 17       | <b>RTA 00</b>          |          |          |                        |          |   |   |    |    |    |  |
|  <p><b>42" Dia. - Round Laminate Coffee Table</b><br/>COM Yardage: N/A<br/>Freight Class: 250<br/>Product Weight (lbs.): 85<br/>Cubic Feet Per Carton: 22</p>   | <p>For Power/USB module please see electrical placement chart.<br/>No ganging hardware.</p> | 7735                      | 1859                    |          |                        |          |          |                        |          |   |   |    |    |    |  |
|  |   | <b>OVERALL DIMENSIONS</b> |                         |          | <b>SEAT DIMENSIONS</b> |          |          | <b>BACK DIMENSIONS</b> |          |   |   |    |    |    |  |
|  |   | <b>W</b>                  | <b>D</b>                | <b>H</b> | <b>W</b>               | <b>D</b> | <b>H</b> | <b>W</b>               | <b>H</b> |   |   |    |    |    |  |
|  |   | 42                        | 42                      | 17       | <b>RTA 00</b>          |          |          |                        |          |   |   |    |    |    |  |

| DESCRIPTION   | FEATURES  | MODEL# | STANDARD TEXTILE GRADES |       |    |                 |   |   |                 |   |   |    |    |    |  |  |  |
|---|---|--------|-------------------------|-------|----|-----------------|---|---|-----------------|---|---|----|----|----|--|--|--|
|   |   |        | 1                       | 2     | 3  | 4               | 5 | 6 | 7               | 8 | 9 | 10 | 11 | 12 |  |  |  |
|  <p><b>36" Half Round Laminate Coffee Table</b><br/>COM Yardage: N/A<br/>Freight Class: 150<br/>Product Weight (lbs.): 37<br/>Cubic Feet Per Carton: 8.5</p>       | <p>For Power/USB module please see electrical placement chart.<br/>No ganging hardware.</p>                 | 7736   | 1206                    |       |    |                 |   |   |                 |   |   |    |    |    |  |  |  |
|   |   |        | OVERALL DIMENSIONS      |       |    | SEAT DIMENSIONS |   |   | BACK DIMENSIONS |   |   |    |    |    |  |  |  |
|   |   |        | W                       | D     | H  | W               | D | H | W               | H |   |    |    |    |  |  |  |
|   |   |        | 36                      | 18    | 17 |                 |   |   |                 |   |   |    |    |    |  |  |  |
|   |   |        | RTA 00                  |       |    |                 |   |   |                 |   |   |    |    |    |  |  |  |
|  <p><b>42" Half Round Laminate Coffee Table</b><br/>COM Yardage: N/A<br/>Freight Class: 150<br/>Product Weight (lbs.): 48<br/>Cubic Feet Per Carton: 11.5</p>      | <p>For Power/USB module please see electrical placement chart.<br/>No ganging hardware.</p>                 | 7737   | 1461                    |       |    |                 |   |   |                 |   |   |    |    |    |  |  |  |
|   |   |        | OVERALL DIMENSIONS      |       |    | SEAT DIMENSIONS |   |   | BACK DIMENSIONS |   |   |    |    |    |  |  |  |
|   |   |        | W                       | D     | H  | W               | D | H | W               | H |   |    |    |    |  |  |  |
|   |   |        | 42                      | 21    | 17 |                 |   |   |                 |   |   |    |    |    |  |  |  |
|   |   |        | RTA 00                  |       |    |                 |   |   |                 |   |   |    |    |    |  |  |  |
|  <p><b>Rectangular Laminate End Table</b><br/>COM Yardage: N/A<br/>Freight Class: 125<br/>Product Weight (lbs.): 34<br/>Cubic Feet Per Carton: 5.5</p>            | <p>For Power/USB module please see electrical placement chart.<br/>Includes ganging hardware (2 sides).</p> | 7738   | 1381                    |       |    |                 |   |   |                 |   |   |    |    |    |  |  |  |
|   |   |        | OVERALL DIMENSIONS      |       |    | SEAT DIMENSIONS |   |   | BACK DIMENSIONS |   |   |    |    |    |  |  |  |
|   |   |        | W                       | D     | H  | W               | D | H | W               | H |   |    |    |    |  |  |  |
|   |   |        | 15                      | 27.25 | 17 |                 |   |   |                 |   |   |    |    |    |  |  |  |
|   |   |        | RTA 00                  |       |    |                 |   |   |                 |   |   |    |    |    |  |  |  |
|  <p><b>IS Curve Wide Wedge Laminate End Table</b><br/>COM Yardage: N/A<br/>Freight Class: 150<br/>Product Weight (lbs.): 50<br/>Cubic Feet Per Carton: 9.5</p>   | <p>For Power/USB module please see electrical placement chart.<br/>Includes ganging hardware (2 sides).</p> | 7739   | 1824                    |       |    |                 |   |   |                 |   |   |    |    |    |  |  |  |
|   |   |        | OVERALL DIMENSIONS      |       |    | SEAT DIMENSIONS |   |   | BACK DIMENSIONS |   |   |    |    |    |  |  |  |
|   |   |        | W                       | D     | H  | W               | D | H | W               | H |   |    |    |    |  |  |  |
|   |   |        | 27.25                   | 27.25 | 17 |                 |   |   |                 |   |   |    |    |    |  |  |  |
|   |   |        | RTA 00                  |       |    |                 |   |   |                 |   |   |    |    |    |  |  |  |
|  <p><b>IS Curve Narrow Wedge Laminate End Table</b><br/>COM Yardage: N/A<br/>Freight Class: 150<br/>Product Weight (lbs.): 34<br/>Cubic Feet Per Carton: 6.5</p> | <p>For Power/USB module please see electrical placement chart.<br/>Includes ganging hardware (2 sides).</p> | 7740   | 1477                    |       |    |                 |   |   |                 |   |   |    |    |    |  |  |  |
|   |   |        | OVERALL DIMENSIONS      |       |    | SEAT DIMENSIONS |   |   | BACK DIMENSIONS |   |   |    |    |    |  |  |  |
|   |   |        | W                       | D     | H  | W               | D | H | W               | H |   |    |    |    |  |  |  |
|   |   |        | 18.25                   | 27.25 | 17 |                 |   |   |                 |   |   |    |    |    |  |  |  |
|   |   |        | RTA 00                  |       |    |                 |   |   |                 |   |   |    |    |    |  |  |  |

| DESCRIPTION   | FEATURES   | MODEL# | STANDARD TEXTILE GRADES            |   |   |                                 |   |   |                               |   |   |    |    |    |
|---|--|--------|------------------------------------|---|---|---------------------------------|---|---|-------------------------------|---|---|----|----|----|
|   |  |        | 1                                  | 2 | 3 | 4                               | 5 | 6 | 7                             | 8 | 9 | 10 | 11 | 12 |
|  <p><b>OS Curve - Wide Wedge Laminate End Table</b><br/>                     COM Yardage: N/A<br/>                     Freight Class: 150<br/>                     Product Weight (lbs.): 50<br/>                     Cubic Feet Per Carton: 9.5</p>   | For Power/USB module please see electrical placement chart. Includes ganging hardware (2 sides). | 7741   | 1824                               |   |   |                                 |   |   |                               |   |   |    |    |    |
|   |  |        | <b>OVERALL DIMENSIONS</b><br>W D H |   |   | <b>SEAT DIMENSIONS</b><br>W D H |   |   | <b>BACK DIMENSIONS</b><br>W H |   |   |    |    |    |
|   |  |        | 27.25 27.25 17                     |   |   |                                 |   |   |                               |   |   |    |    |    |
|   |  |        | <b>RTA 00</b>                      |   |   |                                 |   |   |                               |   |   |    |    |    |
|  <p><b>OS Curve - Narrow Wedge Laminate End Table</b><br/>                     COM Yardage: N/A<br/>                     Freight Class: 150<br/>                     Product Weight (lbs.): 34<br/>                     Cubic Feet Per Carton: 6.5</p>   | For Power/USB module please see electrical placement chart. Includes ganging hardware (2 sides). | 7742   | 1477                               |   |   |                                 |   |   |                               |   |   |    |    |    |
|   |  |        | <b>OVERALL DIMENSIONS</b><br>W D H |   |   | <b>SEAT DIMENSIONS</b><br>W D H |   |   | <b>BACK DIMENSIONS</b><br>W H |   |   |    |    |    |
|   |  |        | 18.25 27.25 17                     |   |   |                                 |   |   |                               |   |   |    |    |    |
|   |  |        | <b>RTA 00</b>                      |   |   |                                 |   |   |                               |   |   |    |    |    |
|  <p><b>18" Dia. Round Laminate Laptop Table</b><br/>                     COM Yardage: N/A<br/>                     Freight Class: 150<br/>                     Product Weight (lbs.): 32<br/>                     Cubic Feet Per Carton: 6</p> | No Power/USB module. No ganging hardware.  | 7743   | 836                                |   |   |                                 |   |   |                               |   |   |    |    |    |
|   |  |        | <b>OVERALL DIMENSIONS</b><br>W D H |   |   | <b>SEAT DIMENSIONS</b><br>W D H |   |   | <b>BACK DIMENSIONS</b><br>W H |   |   |    |    |    |
|   |  |        | 18 18 25.25                        |   |   |                                 |   |   |                               |   |   |    |    |    |
|   |  |        | <b>RTA 00</b>                      |   |   |                                 |   |   |                               |   |   |    |    |    |
|  <p><b>16" Square Laminate Laptop Table</b><br/>                     COM Yardage: N/A<br/>                     Freight Class: 125<br/>                     Product Weight (lbs.): 36<br/>                     Cubic Feet Per Carton: 6</p>           | No Power/USB module. No ganging hardware.  | 7745   | 855                                |   |   |                                 |   |   |                               |   |   |    |    |    |
|   |  |        | <b>OVERALL DIMENSIONS</b><br>W D H |   |   | <b>SEAT DIMENSIONS</b><br>W D H |   |   | <b>BACK DIMENSIONS</b><br>W H |   |   |    |    |    |
|   |  |        | 16 16 25.25                        |   |   |                                 |   |   |                               |   |   |    |    |    |
|   |  |        | <b>RTA 00</b>                      |   |   |                                 |   |   |                               |   |   |    |    |    |

# LOUNGE

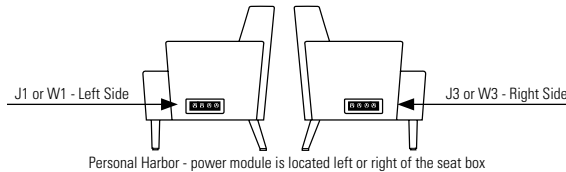
## RIVER™ PERSONAL HARBOR



Sample Layout

### ELECTRICAL PLACEMENT

Locations available on left side J1 (black) or W1 (white), right side J3 (black) or W3 (white) or both sides J1/J3 (black) or W1/W3 (white).



# RIVER™ PERSONAL HARBOR R

### STANDARD FEATURES

- River Personal Harbor is a line extension of the popular River modular seating series. For modular series see River price book pages.
- The freestanding soft seating models are available with standard height, high and extended high backs.
- The unique tapered legs (swaged legs) are made of welded steel, heavy duty construction, with each leg bolted directly to the frame. The extremely robust construction insures trouble free performance in any environment. All units have the same leg height of 6.5". The leg height makes it easier to clean under the product.
- Each leg is standard with adjustable black nylon leveling glides and are non-marking. Wood legs and casters are not available.
- All cushions are fixed and non-removable (cushions will not migrate). Perimeter seams feature a decorative single stitch detail, which makes seams lay flat and adds extra seam strength.
- Seating frames are heavy duty with interlocking plywood, puzzle box construction, made for rugged active environments. Seats are high density with highly resilient foam and are equipped with a synthetic rubberized webbing suspension system for extra comfort.
- Front edge of face of the seat, angles slightly inward, so feet have freedom of movement and shoe heels don't rub on the seat. This inward slanting matches the inward angles of the back. Benches and connecting end tables also reflect the inward angles on the front and back faces, so all units coordinate in visual appearance.
- High Traffic (HT) units are rated at 350 lbs. active load per seat and 24/7 use. These units have the same puzzle box frame construction except that the framing wood is 1" thick, rotary cut, birch plywood and all arms, seat and back cushions are made with Ultracell Foam.
- High Traffic (HT) models are recommend to be specified in textiles that meet or exceed 100,000 double rubs for added abrasion performance.

- Check textile availability prior to specifying upholstery material. Leather not available on River Personal Harbor.

### OPTIONAL FEATURES

- Seating units can be specified with Power/USB terminals, which includes two power outlets, two double USB terminals and a black 60" three-prong power cord. Each Power/USB module is set in predetermined locations, as shown in the electrical illustrations below. Electrical units must be factory installed.
- To add a Power/USB module: From the electrical illustrations below, please specify **J1, W1, J2, W2, J3, W4, J4, W4, J6 or W6** after the product model number. Please note on seating units, if both right and left locations are required, add both **J1/J3 or W1/W3** to the model number. Add \$997 for each module/location required.
- Power/USB modules are available with either Jet Black (**J**) face plate with black Power/USB receptacles or with a White (**W**) face plate with white Power/USB receptacles.
- **Leg finish**  


|                      |                |
|----------------------|----------------|
| (CHM) Chrome         | (TBL) Black    |
| (TDW) Designer White | (TFO) Fog      |
| (TFR) Frost          | (TIV) Cloud    |
| (TKA) Kalua          | (TLA) Latte    |
| (TMO) Mocha          | (TNE) Nevada   |
| (TOA) Toast          | (TSH) Shadow   |
| (TSN) Sand           | (TTU) Tungsten |
- If more than one fabric or a fabric/vinyl combination is required, please fill out a "Seating Multiple Textile" form, specifying each fabric location. Please contact Customer Care for more information.

### DESCRIPTION

### FEATURES

### MODEL#

### STANDARD TEXTILE GRADES



**Personal Harbor - Standard Back**  
 COM Yardage: 5.5  
 Freight Class: 150  
 Product Weight (lbs.): 50  
 Cubic Feet Per Carton: 9.5

For Power/USB module please see electrical placement chart. Freestanding unit only.

|             | 1      | 2      | 3      | 4      | 5      | 6      | 7      | 8      | 9      | 10     | 11     | 12     |
|-------------|--------|--------|--------|--------|--------|--------|--------|--------|--------|--------|--------|--------|
| <b>7746</b> | \$4079 | \$4318 | \$4507 | \$4792 | \$5194 | \$5385 | \$5749 | \$6329 | \$6777 | \$7275 | \$8301 | \$9395 |

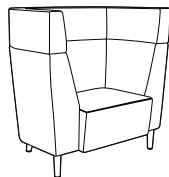
### OVERALL DIMENSIONS

### SEAT DIMENSIONS

### BACK DIMENSIONS

| W  | D    | H  | W  | D  | H  | W  | H  |
|----|------|----|----|----|----|----|----|
| 45 | 29.5 | 32 | 24 | 19 | 18 | 27 | 14 |

RTA 00



**Personal Harbor - High Back**  
 COM Yardage: 7.09  
 Freight Class: 150  
 Product Weight (lbs.): 86  
 Cubic Feet Per Carton: 9.5

For Power/USB module please see electrical placement chart. Freestanding unit only.

|             | 1      | 2      | 3      | 4      | 5      | 6      | 7      | 8      | 9      | 10      | 11      | 12      |
|-------------|--------|--------|--------|--------|--------|--------|--------|--------|--------|---------|---------|---------|
| <b>7747</b> | \$5734 | \$6070 | \$6336 | \$6736 | \$7303 | \$7569 | \$8082 | \$8903 | \$9534 | \$10234 | \$11682 | \$13222 |

### OVERALL DIMENSIONS





### SEAT DIMENSIONS

### BACK DIMENSIONS

| W  | D    | H    | W  | D  | H  | W  | H  |
|----|------|------|----|----|----|----|----|
| 45 | 29.5 | 41.5 | 24 | 19 | 18 | 27 | 24 |

RTA 00



| DESCRIPTION   | FEATURES   | MODEL# | STANDARD TEXTILE GRADES   |          |          |                        |          |          |                        |          |         |         |         |         |  |  |
|---|--|--------|---------------------------|----------|----------|------------------------|----------|----------|------------------------|----------|---------|---------|---------|---------|--|--|
|   |  |        | 1                         | 2        | 3        | 4                      | 5        | 6        | 7                      | 8        | 9       | 10      | 11      | 12      |  |  |
|  <p><b>Personal Harbor - Extended Back</b><br/>COM Yardage: 8.5<br/>Freight Class: 150<br/>Product Weight (lbs.): 102<br/>Cubic Feet Per Carton: 9.5</p>   | <p>For Power/USB module please see electrical placement chart. Freestanding unit only.</p>                               | 7748   | \$6451                    | \$6819   | \$7111   | \$7552                 | \$8171   | \$8464   | \$9028                 | \$9926   | \$10619 | \$11389 | \$12972 | \$14662 |  |  |
|   |  |        | <b>OVERALL DIMENSIONS</b> |          |          | <b>SEAT DIMENSIONS</b> |          |          | <b>BACK DIMENSIONS</b> |          |         |         |         |         |  |  |
|   |  |        | <b>W</b>                  | <b>D</b> | <b>H</b> | <b>W</b>               | <b>D</b> | <b>H</b> | <b>W</b>               | <b>H</b> |         |         |         |         |  |  |
|   |  |        | 45                        | 29.5     | 47       | 24                     | 19       | 18       | 27                     | 29       |         |         |         |         |  |  |
|   |  |        | <b>RTA 00</b>             |          |          |                        |          |          |                        |          |         |         |         |         |  |  |
|  <p><b>Personal Harbor - Standard Back</b><br/>COM Yardage: 5.5<br/>Freight Class: 150<br/>Product Weight (lbs.): 50<br/>Cubic Feet Per Carton: 9.5</p>    | <p><b>High Traffic model</b><br/>For Power/USB module please see electrical placement chart. Freestanding unit only.</p> | 7786   | \$4659                    | \$4899   | \$5087   | \$5372                 | \$5774   | \$5965   | \$6330                 | \$6912   | \$7360  | \$7857  | \$8884  | \$9978  |  |  |
|   |  |        | <b>OVERALL DIMENSIONS</b> |          |          | <b>SEAT DIMENSIONS</b> |          |          | <b>BACK DIMENSIONS</b> |          |         |         |         |         |  |  |
|   |  |        | <b>W</b>                  | <b>D</b> | <b>H</b> | <b>W</b>               | <b>D</b> | <b>H</b> | <b>W</b>               | <b>H</b> |         |         |         |         |  |  |
|   |  |        | 45                        | 29.5     | 32       | 24                     | 19       | 18       | 27                     | 14       |         |         |         |         |  |  |
|   |  |        | <b>RTA 00</b>             |          |          |                        |          |          |                        |          |         |         |         |         |  |  |
|  <p><b>Personal Harbor - High Back</b><br/>COM Yardage: 7.09<br/>Freight Class: 150<br/>Product Weight (lbs.): 86<br/>Cubic Feet Per Carton: 9.5</p>      | <p><b>High Traffic model</b><br/>For Power/USB module please see electrical placement chart. Freestanding unit only.</p> | 7787   | \$6482                    | \$6818   | \$7084   | \$7485                 | \$8051   | \$8318   | \$8831                 | \$9652   | \$10282 | \$10983 | \$12430 | \$13968 |  |  |
|   |  |        | <b>OVERALL DIMENSIONS</b> |          |          | <b>SEAT DIMENSIONS</b> |          |          | <b>BACK DIMENSIONS</b> |          |         |         |         |         |  |  |
|   |  |        | <b>W</b>                  | <b>D</b> | <b>H</b> | <b>W</b>               | <b>D</b> | <b>H</b> | <b>W</b>               | <b>H</b> |         |         |         |         |  |  |
|   |  |        | 45                        | 29.5     | 41.5     | 24                     | 19       | 18       | 27                     | 24       |         |         |         |         |  |  |
|   |  |        | <b>RTA 00</b>             |          |          |                        |          |          |                        |          |         |         |         |         |  |  |
|  <p><b>Personal Harbor - Extended Back</b><br/>COM Yardage: 8.5<br/>Freight Class: 150<br/>Product Weight (lbs.): 102<br/>Cubic Feet Per Carton: 9.5</p> | <p><b>High Traffic model</b><br/>For Power/USB module please see electrical placement chart. Freestanding unit only.</p> | 7788   | \$7031                    | \$7400   | \$7692   | \$8132                 | \$8752   | \$9047   | \$9608                 | \$10507  | \$11202 | \$11970 | \$13554 | \$15245 |  |  |
|   |  |        | <b>OVERALL DIMENSIONS</b> |          |          | <b>SEAT DIMENSIONS</b> |          |          | <b>BACK DIMENSIONS</b> |          |         |         |         |         |  |  |
|   |  |        | <b>W</b>                  | <b>D</b> | <b>H</b> | <b>W</b>               | <b>D</b> | <b>H</b> | <b>W</b>               | <b>H</b> |         |         |         |         |  |  |
|   |  |        | 45                        | 29.5     | 47       | 24                     | 19       | 18       | 27                     | 29       |         |         |         |         |  |  |
|   |  |        | <b>RTA 00</b>             |          |          |                        |          |          |                        |          |         |         |         |         |  |  |

## RIVER+ SEATING



Lounge Chair, High Back model R27802



120 Corner, Standard Back model R27824S



Loop arm R2770

### River+ Benches and Tables



For River+ benches, please see page 363  
For River+ tables, please see page 368

### EXAMPLE RIVER+ SEATING ORDER CODE:

|              |                            |                  |              |               |               |
|--------------|----------------------------|------------------|--------------|---------------|---------------|
| R27802       | -CE90                      | -FOG             | -            | -S6           | -             |
| Model number | Back, arm and seat textile | Connector finish | Shelf finish | Leg Selection | Counterweight |

|            |                  |
|------------|------------------|
| -CHM       | -SSB             |
| Leg finish | Bottom selection |

| Additional Options<br>specify at end of order code.  | SPECIFY CODE  |
|--|---|
| <b>Additional weight</b><br>See each model for amount of added weight and upcharge.  | <b>CW</b>   |
| <b>Sealed back seams</b><br>Upcharges vary, see model.   | <b>SBS</b>  |
| <b>Sealed seat seams</b><br>Upcharges vary, see model.   | <b>SSS</b>  |
| <b>Power unit finish</b><br>Jet Black<br>White   | <b>J</b><br><b>W</b>  |
| <b>Power/USB unit position</b><br>(see electrical placement images, not available on corner units)<br>Front left<br>Front right<br>Side left<br>Side right<br>Center back (models with shelf only) | \$698 per unit<br><b>F1</b><br><b>F2</b><br><b>S1</b><br><b>S2</b><br><b>CB</b> |
| <b>Tamperproof fasteners</b><br>Upcharges vary, see model.   | <b>TP</b>   |
| <b>Moisture barrier</b><br>Upcharges vary, see model.  | <b>MB</b>   |
| <b>Accessory hook finish</b> (for models with shelf)<br>Night (BLK)<br>Fog (FOG)<br>Latte (LAB)  | <b>NHK</b><br><b>FHK</b><br><b>LHK</b>  |

### STANDARD FEATURES

- A modular series that is composed of straight, curved and corner sections.
- Models with the same seat height can be ganged on ends with no upholstered arms. Ganging hardware is standard on armless ends of models (factory installed) and swivels out of the way when not in use.
- Seating frames are constructed of heavy duty plywood, and are made for active environments. Seats are high density with highly resilient foam.
- River+ seating is rated for an active weight up to 600 lbs. per seat and 24/7 use.
- For 24/7 use and/or heavy duty application use, Global's Heavy Duty warranty is only on models specified with performance textiles, rated for 150,000 double rubs or more.
- A clean-out gap is created by seat-to-back connector brackets available in three finishes.
- The standard, 6.5" tapered legs are made of welded steel. Front legs of River+ lounge models are straight. Back legs are angled.
- Models with a shelf are only available with 6.5" high legs. Back legs on these models are standard with (E6) EXTENDED legs.
- Legs include Black nylon, non-marking, height adjustable glides.
- Upholstery options include fabric or vinyl. Leather upholstery is not available.
- All units are shipped fully assembled.
- Arms on upholstered arm models are factory installed and not removable.
- Modular, aluminum loop arms are sold separately and available with or without nylon armcaps. These relocatable arms are field installed at any seat to back connector location.
- A 10" deep, 1" thick shelf is available on the back of select corner, curved, two and three seat models in many thermally fused laminate finishes with matching edge.
- Shelf supports are aluminum with accessory hook in three finishes. Weight capacity: Shelf - 50lbs per seat; Hook - 20lbs each.
- Back shelf heights align with the model's back height. See shelf heights diagrams for details.
- Check textile availability prior to specifying upholstery material.
- The series is available to specify with two textiles, one for the seat cushion and one for the back, arms and front rail (see model image).
- For pricing, start with the base price and add both back/arms graded textile upcharge and the seat graded textile upcharge.
- The blended textile matrix does not apply to this series.

### OPTIONAL FEATURES

- Optional 6.5" floor mount legs (F6) are available. Shelf back models are available with EXTENDED floor mount legs (F6).
- Optional 8" (S8) and 8" floor mount legs (F8) are available on models without shelves. Seat heights change to 19" high. Upcharges vary.
- To match back legs of shelf-back models with models without shelf, select (C6) leg with counterweight. Upcharges vary.
- Up to two power units are available on seating models, except 90 and 120 corner units. Add \$698 upcharge per unit.
- Each power unit includes one AC outlet and two USB-A, 10 watt charging ports. Location options include front or side. Back power location option available on models with back shelf (except corners). See electrical placement diagrams.
- Power units are available in either Jet Black (J) or White (W) with 120", three-prong matching cords.
- Tamperproof fasteners can be requested for a higher level of safety. Please specify (TP) - see each model for upcharge. Ganging brackets are not included when Tamper Proof (TP) option is selected.
- Sealed seams are available only for approved coated textiles. Specify (SSS) for sealed seat seams or (SBS) for sealed back and arm seams. Contact customer care

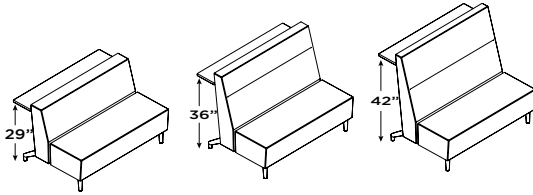
for details. See models for upcharge.

- To reduce ease of movement, counterweights can be added to any model. Specify (CW). See individual model for weight and upcharge.
- Underside of seat is standard with black lining (SB).
- For improved housekeeping and infection control practices, the underside of the seat can be finished with black vinyl and sealed to prevent penetration of liquids. Specify (SP) - see each model for upcharge.
- Steel bottom option provides tamperproof protection (includes tamperproof screws). Specify (BS). Upcharges vary. Note: electrical option and ganging are not available with steel bottom.
- Add option codes in the following order:
  - **Model number**  
Specify model number.
  - **Back/Arm Textile**  
Specify textile code. See model grade upcharges.
  - **Seat Textile**  
Specify textile code. See model grade upcharges.
  - **Seat to back connector finish**  
(NGT) Night (BLK). No upcharge.  
(FOG) Fog. No upcharge.  
(LAB) Latte. No upcharge.
  - **Back shelf finish** (for "S" models with shelf)  
See colors shown on website.
  - **Accessory hook finish** (for "S" models with shelf)  
(NHK) Night (BLK)  
(FHK) Fog (FOG)  
(LHK) Latte (LAB)
  - **Leg selection** (models without shelf):  
(S6) Standard seat height (17.5"), 6.5" leg w/adjustable glides. No upcharge.  
(S8) High seat (19"), 8" leg w/adjustable glides. No upcharge.  
(F6) Standard seat height (17.5"), 6.5" leg w/floor mount. Add \$106 for straight units; \$132 for curved, corner units.  
(F8) High seat (19"), 8" leg w/floor mount. Add \$106 for straight units; \$132 for curved, corner units.
  - **Leg selection** (For "S" models with shelf):  
(E6) Standard seat height (17.5"), 6.5" EXTENDED leg with adjustable glides.  
(C6) Standard seat height (17.5"), 6.5" leg, includes counterweight. Matches S6 leg. Upcharges vary, see model.  
(F6) Standard seat height (17.5"), 6.5" EXTENDED leg w/floor mount. Add \$106 for straight unit; \$132 for curved, corner units.
  - **Leg finish**

|                      |                |
|----------------------|----------------|
| (CHM) Chrome         | (TBL) Black    |
| (TDW) Designer White | (TFO) Fog      |
| (TFR) Frost          | (TIV) Cloud    |
| (TKA) Kalua          | (TLA) Latte    |
| (TMO) Mocha          | (TNE) Nevada   |
| (TOA) Toast          | (TSH) Shadow   |
| (TSN) Sand           | (TTU) Tungsten |
  - **Additional weight**  
(CU) No counterweight.  
(CW) Counterweight. Upcharges vary, see model.
  - **Bottom selection**  
(SSB) Standard seat bottom  
(SP) Vinyl sealed bottom with staple strip. Upcharges vary, see model.\*  
(BS) Steel bottom. Upcharges vary, see model.\*\*
  - **Sealed back and arm seams**  
(SBS) Sealed back seams. Upcharges vary, see model.
  - **Sealed seat seams**  
(SSS) Sealed seat seams. Upcharges vary, see model.
  - **Moisture barrier**  
(MB) Moisture Barrier. Upcharges vary, see model.
  - **Power/USB unit position. Add \$698 per unit.**  
(NP) No power (no upcharge)  
(F1) Front left (F2) Front right  
(S1) Side left (S2) Side right  
(CB) Center back (models with shelf only)
  - **Power unit finish**  
(J) Jet Black (W) White
  - **Tamperproof fasteners**  
(TP) Tamperproof fasteners. Upcharges vary, see model.

\*linking hardware is lowered to clear the staple strip.  
Units will only gang with other units with sealed bottom.  
\*\*cannot be combined with linking hardware or power units

SHELF HEIGHTS

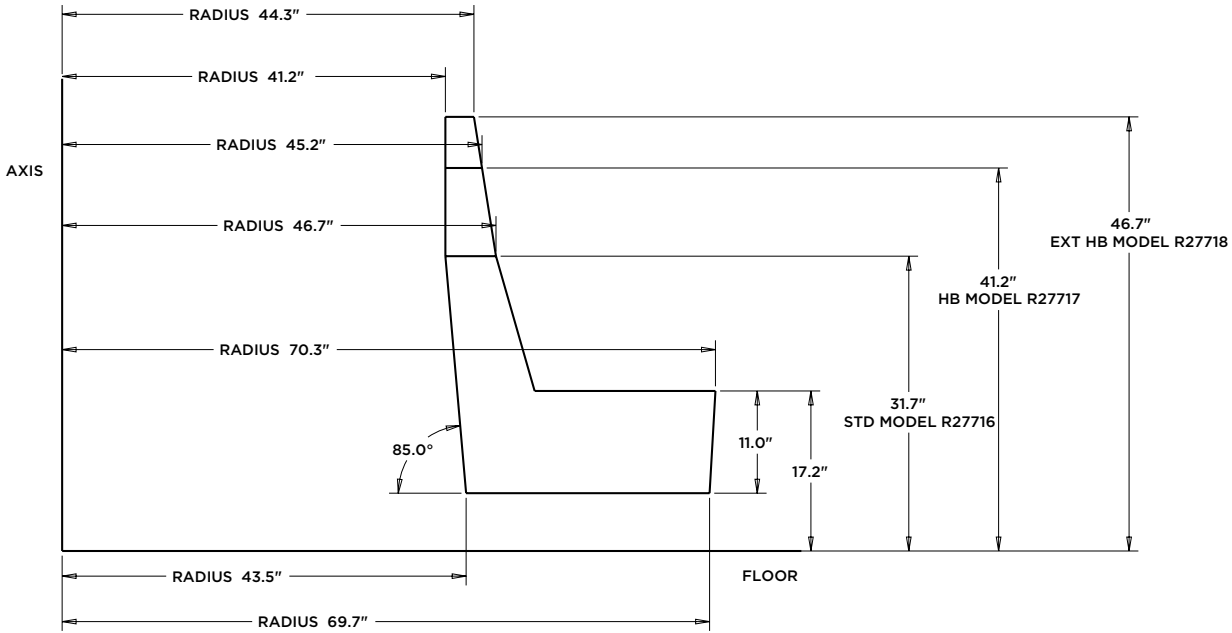


Standard height

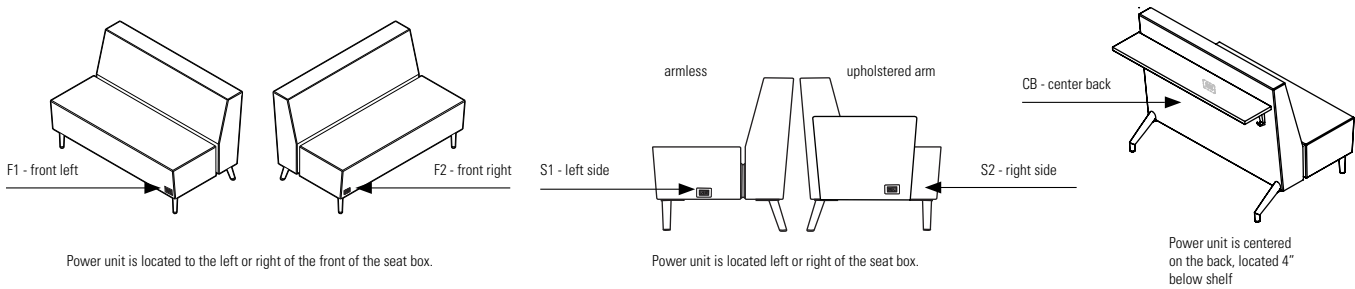
High back






Extended high back

DIMENSIONS















ELECTRICAL PLACEMENT















| DESCRIPTION   | MODEL#/ FEATURES | STANDARD TEXTILE GRADES   |               |               |               |               |               |               |                |                |                |                |                |                |
|---|------------------|---|---------------|---------------|---------------|---------------|---------------|---------------|----------------|----------------|----------------|----------------|----------------|----------------|
|   |                  | 1/COM   | 2             | 3             | 4             | 5             | 6             | 7             | 8              | 9              | 10             | 11             | 12             |                |
|  <p><b>R27801</b></p> <p><b>Lounge Chair - Standard Back</b><br/>COM Yardage: Back: 2; Seat: 1.75<br/>Freight class: 250<br/>Product weight (lbs.): 61<br/>Cubic feet per carton: 19.75</p>                      | <b>R27801</b>    | Base Price:   | <b>\$2178</b> |               |               |               |               |               |                |                |                |                |                |                |
|   |                  | Back upcharge:  | <b>+0</b>     | <b>+\$68</b>  | <b>+\$121</b> | <b>+\$199</b> | <b>+\$309</b> | <b>+\$355</b> | <b>+\$450</b>  | <b>+\$600</b>  | <b>+\$712</b>  | <b>+\$834</b>  | <b>+\$1089</b> | <b>+\$1357</b> |
|   |                  | Seat upcharge:  | <b>+0</b>     | <b>+\$60</b>  | <b>+\$106</b> | <b>+\$175</b> | <b>+\$271</b> | <b>+\$311</b> | <b>+\$394</b>  | <b>+\$525</b>  | <b>+\$623</b>  | <b>+\$731</b>  | <b>+\$953</b>  | <b>+\$1188</b> |
|   |                  | For power/USB unit, see electrical placement chart. Includes ganging hardware (2 sides). Add \$69 for (SSS), \$74 (SBS) Add \$667 for 36 lbs. (CW) Add \$109 for (SP) or \$513 for (BS) Add \$43 for (TP) Add \$134 for (MB)      |               |               |               |               |               |               |                |                |                |                |                |                |
|   |                  |   |               |               |               |               |               |               |                |                |                |                |                |                |
|  <p><b>R27801B</b></p> <p><b>Lounge Chair - Standard Back</b><br/>COM Yardage: Back: 4; Seat: 1.75<br/>Freight class: 250<br/>Product weight (lbs.): 82<br/>Cubic feet per carton: 24.5</p>                      | <b>R27801B</b>   | Base Price:   | <b>\$2956</b> |               |               |               |               |               |                |                |                |                |                |                |
|   |                  | Back/Arm upcharge:  | <b>+0</b>     | <b>+\$136</b> | <b>+\$241</b> | <b>+\$397</b> | <b>+\$617</b> | <b>+\$709</b> | <b>+\$899</b>  | <b>+\$1199</b> | <b>+\$1423</b> | <b>+\$1667</b> | <b>+\$2178</b> | <b>+\$2714</b> |
|   |                  | Seat upcharge:  | <b>+0</b>     | <b>+\$60</b>  | <b>+\$106</b> | <b>+\$175</b> | <b>+\$271</b> | <b>+\$311</b> | <b>+\$394</b>  | <b>+\$525</b>  | <b>+\$623</b>  | <b>+\$731</b>  | <b>+\$953</b>  | <b>+\$1188</b> |
|   |                  | For power/USB unit, see electrical placement chart. Ganging not available. Add \$69 for (SSS), \$130 (SBS) Add \$667 for 36 lbs. (CW) Add \$109 for (SP) or \$513 for (BS) Add \$43 for (TP) Add \$134 for (MB)                   |               |               |               |               |               |               |                |                |                |                |                |                |
|   |                  |   |               |               |               |               |               |               |                |                |                |                |                |                |
|  <p><b>R27801L</b>      <b>R27801R</b></p> <p><b>Lounge Chair - Standard Back</b><br/>COM Yardage: Back: 3; Seat: 1.75<br/>Freight class: 250<br/>Product weight (lbs.): 72<br/>Cubic feet per carton: 24.5</p> | <b>R27801L</b>   | Base Price:   | <b>\$2568</b> |               |               |               |               |               |                |                |                |                |                |                |
|   | <b>R27801R</b>   | Base Price:   | <b>\$2568</b> |               |               |               |               |               |                |                |                |                |                |                |
|   |                  | Back/Arm upcharge:  | <b>+0</b>     | <b>+\$102</b> | <b>+\$181</b> | <b>+\$298</b> | <b>+\$463</b> | <b>+\$532</b> | <b>+\$675</b>  | <b>+\$899</b>  | <b>+\$1067</b> | <b>+\$1251</b> | <b>+\$1634</b> | <b>+\$2036</b> |
|   |                  | Seat upcharge:  | <b>+0</b>     | <b>+\$60</b>  | <b>+\$106</b> | <b>+\$175</b> | <b>+\$271</b> | <b>+\$311</b> | <b>+\$394</b>  | <b>+\$525</b>  | <b>+\$623</b>  | <b>+\$731</b>  | <b>+\$953</b>  | <b>+\$1188</b> |
|   |                  | For power/USB unit, see electrical placement chart. Includes ganging hardware (1 side). Add \$69 for (SSS), \$102 (SBS) Add \$667 for 36 lbs. (CW) Add \$109 for (SP) or \$513 for (BS) Add \$43 for (TP) Add \$134 for (MB)      |               |               |               |               |               |               |                |                |                |                |                |                |
|  <p><b>R27802</b></p> <p><b>Lounge Chair - High Back</b><br/>COM Yardage: Back: 2.75; Seat: 1.75<br/>Freight class: 250<br/>Product weight: 71<br/>Cubic feet per carton: 24.75</p>                            | <b>R27802</b>    | Base Price:   | <b>\$2554</b> |               |               |               |               |               |                |                |                |                |                |                |
|   |                  | Back upcharge:  | <b>+0</b>     | <b>+\$93</b>  | <b>+\$166</b> | <b>+\$274</b> | <b>+\$425</b> | <b>+\$488</b> | <b>+\$619</b>  | <b>+\$824</b>  | <b>+\$978</b>  | <b>+\$1147</b> | <b>+\$1498</b> | <b>+\$1867</b> |
|   |                  | Seat upcharge:  | <b>+0</b>     | <b>+\$60</b>  | <b>+\$106</b> | <b>+\$175</b> | <b>+\$271</b> | <b>+\$311</b> | <b>+\$394</b>  | <b>+\$525</b>  | <b>+\$623</b>  | <b>+\$731</b>  | <b>+\$953</b>  | <b>+\$1188</b> |
|   |                  | For power/USB unit, see electrical placement chart. Includes ganging hardware (2 sides). Add \$69 for (SSS), \$105 for (SBS) Add \$667 for 36 lbs. (CW) Add \$109 for (SP) or \$513 for (BS) Add \$43 for (TP) Add \$134 for (MB) |               |               |               |               |               |               |                |                |                |                |                |                |
|   |                  |   |               |               |               |               |               |               |                |                |                |                |                |                |
|  <p><b>R27802B</b></p> <p><b>Lounge Chair - High Back</b><br/>COM Yardage: Back: 4.75; Seat: 1.75<br/>Freight class: 250<br/>Product weight: 88.5<br/>Cubic feet per carton: 31.25</p>                         | <b>R27802B</b>   | Base Price:   | <b>\$3330</b> |               |               |               |               |               |                |                |                |                |                |                |
|   |                  | Back/Arm upcharge:  | <b>+0</b>     | <b>+\$161</b> | <b>+\$286</b> | <b>+\$472</b> | <b>+\$733</b> | <b>+\$842</b> | <b>+\$1068</b> | <b>+\$1424</b> | <b>+\$1690</b> | <b>+\$1981</b> | <b>+\$2586</b> | <b>+\$3224</b> |
|   |                  | Seat upcharge:  | <b>+0</b>     | <b>+\$60</b>  | <b>+\$106</b> | <b>+\$175</b> | <b>+\$271</b> | <b>+\$311</b> | <b>+\$394</b>  | <b>+\$525</b>  | <b>+\$623</b>  | <b>+\$731</b>  | <b>+\$953</b>  | <b>+\$1188</b> |
|   |                  | For power/USB unit, see electrical placement chart. Ganging not available. Add \$69 for (SSS), \$160 for (SBS) Add \$667 for 36 lbs. (CW) Add \$109 for (SP) or \$513 for (BS) Add \$43 for (TP) Add \$134 for (MB)               |               |               |               |               |               |               |                |                |                |                |                |                |
|   |                  |   |               |               |               |               |               |               |                |                |                |                |                |                |















| DESCRIPTION   | MODEL#/ FEATURES   | STANDARD TEXTILE GRADES   |              |          |                        |          |          |                        |          |   |    |    |    |
|---|--|---------------------------|--------------|----------|------------------------|----------|----------|------------------------|----------|---|----|----|----|
|   |  | 1/COM                     | 2            | 3        | 4                      | 5        | 6        | 7                      | 8        | 9 | 10 | 11 | 12 |
|  <p><b>R27804</b></p> <p><b>Two Seater - Standard Back</b><br/>COM Yardage: Back: 2.75; Seat: 2<br/>Freight class: 250<br/>Product weight: 113   133 shelf model<br/>Cubic feet per carton: 37.5   51shelf model</p>     | <p><b>R27804S</b></p> <p>Base Price: <b>\$3394</b></p> <p>Back upcharge: <b>+0</b></p> <p>Seat upcharge: <b>+0</b></p> <p>Shelf: 52W 10D 1H</p> <p>For power/USB unit, see electrical placement chart.<br/>Includes ganging hardware (2 sides).<br/>Add \$102 for (SSS), \$126 for (SBS)<br/>Add \$1330 for 72 lbs. (CW), (C6)<br/>Add \$207 for (SP) or \$816 for (BS)<br/>Add \$43 for (TP)<br/>Add \$266 for (MB)</p>     |                           |              |          |                        |          |          |                        |          |   |    |    |    |
|   |  |                           |              |          |                        |          |          |                        |          |   |    |    |    |
|   |  | <b>OVERALL DIMENSIONS</b> |              |          | <b>SEAT DIMENSIONS</b> |          |          | <b>BACK DIMENSIONS</b> |          |   |    |    |    |
|   |  | <b>W</b>                  | <b>D</b>     | <b>H</b> | <b>W</b>               | <b>D</b> | <b>H</b> | <b>W</b>               | <b>H</b> |   |    |    |    |
|   |  | 52                        | 30           | 32       | 52                     | 19       | 18       | 52                     | 14       |   |    |    |    |
|   |  | <b>RTA 00</b>             | 1 per carton |          |                        |          |          |                        |          |   |    |    |    |
|  <p><b>R27804B</b></p> <p><b>Two Seater - Standard Back</b><br/>COM Yardage: Back: 4.75; Seat: 2<br/>Freight class: 250<br/>Product weight: 133   154 shelf model<br/>Cubic feet per carton: 42.5   57.5 shelf model</p> | <p><b>R27804SB</b></p> <p>Base Price: <b>\$4171</b></p> <p>Back/Arm upcharge: <b>+0</b></p> <p>Seat upcharge: <b>+0</b></p> <p>Shelf: 52W 10D 1H</p> <p>For power/USB unit, see electrical placement chart.<br/>Ganging not available.<br/>Add \$102 for (SSS), \$181 for (SBS)<br/>Add \$1330 for 72 lbs. (CW), (C6)<br/>Add \$207 for (SP) or \$816 for (BS)<br/>Add \$43 for (TP)<br/>Add \$266 for (MB)</p>              |                           |              |          |                        |          |          |                        |          |   |    |    |    |
|   |  |                           |              |          |                        |          |          |                        |          |   |    |    |    |
|   |  | <b>OVERALL DIMENSIONS</b> |              |          | <b>SEAT DIMENSIONS</b> |          |          | <b>BACK DIMENSIONS</b> |          |   |    |    |    |
|   |  | <b>W</b>                  | <b>D</b>     | <b>H</b> | <b>W</b>               | <b>D</b> | <b>H</b> | <b>W</b>               | <b>H</b> |   |    |    |    |
|   |  | 59                        | 30           | 32       | 52                     | 19       | 18       | 52                     | 14       |   |    |    |    |
|   |  | <b>RTA 00</b>             | 1 per carton |          |                        |          |          |                        |          |   |    |    |    |
|  <p><b>R27804L</b></p> <p><b>Two Seater - Standard Back</b><br/>COM Yardage: Back: 3.75; Seat: 2<br/>Freight class: 250<br/>Product weight: 123<br/>Cubic feet per carton: 42.5</p>                                    | <p><b>R27804R</b></p> <p>Base Price: <b>\$3782</b></p> <p>Back/Arm upcharge: <b>+0</b></p> <p>Seat upcharge: <b>+0</b></p> <p>Shelf: 52W 10D 1H</p> <p>For power/USB unit, see electrical placement chart.<br/>Includes ganging hardware (1 side).<br/>Add \$102 for (SSS), \$153 for (SBS)<br/>Add \$1330 for 72 lbs. (CW), (C6)<br/>Add \$207 for (SP) or \$816 for (BS)<br/>Add \$43 for (TP)<br/>Add \$266 for (MB)</p>  |                           |              |          |                        |          |          |                        |          |   |    |    |    |
|   |  |                           |              |          |                        |          |          |                        |          |   |    |    |    |
|   |  | <b>OVERALL DIMENSIONS</b> |              |          | <b>SEAT DIMENSIONS</b> |          |          | <b>BACK DIMENSIONS</b> |          |   |    |    |    |
|   |  | <b>W</b>                  | <b>D</b>     | <b>H</b> | <b>W</b>               | <b>D</b> | <b>H</b> | <b>W</b>               | <b>H</b> |   |    |    |    |
|   |  | 55.5                      | 30           | 32       | 52                     | 19       | 18       | 52                     | 14       |   |    |    |    |
|   |  | <b>RTA 00</b>             | 1 per carton |          |                        |          |          |                        |          |   |    |    |    |
|  <p><b>R27804SL</b></p> <p><b>Two Seater - Standard Back</b><br/>COM Yardage: Back: 3.75; Seat: 2<br/>Freight class: 250<br/>Product weight: 144<br/>Cubic feet per carton: 57.5</p>                                   | <p><b>R27804SR</b></p> <p>Base Price: <b>\$4549</b></p> <p>Back/Arm upcharge: <b>+0</b></p> <p>Seat upcharge: <b>+0</b></p> <p>Shelf: 52W 10D 1H</p> <p>For power/USB unit, see electrical placement chart.<br/>Includes ganging hardware (1 side).<br/>Add \$102 for (SSS), \$153 for (SBS)<br/>Add \$1330 for 72 lbs. (CW), (C6)<br/>Add \$207 for (SP) or \$816 for (BS)<br/>Add \$43 for (TP)<br/>Add \$266 for (MB)</p> |                           |              |          |                        |          |          |                        |          |   |    |    |    |
|   |  |                           |              |          |                        |          |          |                        |          |   |    |    |    |
|   |  | <b>OVERALL DIMENSIONS</b> |              |          | <b>SEAT DIMENSIONS</b> |          |          | <b>BACK DIMENSIONS</b> |          |   |    |    |    |
|   |  | <b>W</b>                  | <b>D</b>     | <b>H</b> | <b>W</b>               | <b>D</b> | <b>H</b> | <b>W</b>               | <b>H</b> |   |    |    |    |
|   |  | 55.5                      | 40.5         | 32       | 52                     | 19       | 18       | 52                     | 14       |   |    |    |    |
|   |  | <b>RTA 00</b>             | 1 per carton |          |                        |          |          |                        |          |   |    |    |    |

| DESCRIPTION  |  | MODEL#/ FEATURES  | STANDARD TEXTILE GRADES |   |   |   |   |   |   |   |   |    |    |    |
|--|--|---|-------------------------|---|---|---|---|---|---|---|---|----|----|----|
|  |  |   | 1/COM                   | 2 | 3 | 4 | 5 | 6 | 7 | 8 | 9 | 10 | 11 | 12 |
|  <p><b>R27805</b></p> <p><b>Two Seater - High Back</b><br/>COM Yardage: Back: 3.50; Seat: 2<br/>Freight class: 250<br/>Product weight: 138   139 shelf model<br/>Cubic feet per carton: 47.25   64.75 shelf model</p> |  <p><b>R27805S</b></p> <p>For power/USB unit, see electrical placement chart.<br/>Includes ganging hardware (1 sides)<br/>Add \$102 for (SSS), \$166 for (SBS)<br/>Add \$1330 for 72 lbs. (CW), (C6)<br/>Add \$207 for (SP) or \$816 for (BS)<br/>Add \$43 for (TP)<br/>Add \$266 for (MB)</p>    | <p><b>R27805</b> Base Price: <b>\$4130</b></p> <p><b>R27805S</b> Base Price: <b>\$4894</b></p> <p>Back upcharge: <b>+0</b> <b>+\$119</b> <b>+\$211</b> <b>+\$348</b> <b>+\$540</b> <b>+\$621</b> <b>+\$788</b> <b>+\$1049</b> <b>+\$1245</b> <b>+\$1460</b> <b>+\$1906</b> <b>+\$2375</b></p> <p>Seat upcharge: <b>+0</b> <b>+\$68</b> <b>+\$121</b> <b>+\$199</b> <b>+\$309</b> <b>+\$355</b> <b>+\$450</b> <b>+\$600</b> <b>+\$712</b> <b>+\$834</b> <b>+\$1089</b> <b>+\$1357</b></p> <p>Shelf: 52W 10D 1H</p>         |                         |   |   |   |   |   |   |   |   |    |    |    |
|  |  | <p><b>OVERALL DIMENSIONS</b></p> <p>W D H</p> <p>52 30.5 41.5</p> <p><b>SEAT DIMENSIONS</b></p> <p>W D H</p> <p>52 19 18</p> <p><b>BACK DIMENSIONS</b></p> <p>W H</p> <p>52 23.5</p> <p><b>RTA 00</b> 1 per carton</p>  |                         |   |   |   |   |   |   |   |   |    |    |    |
|  <p><b>R27805B</b></p> <p><b>Two Seater - High Back</b><br/>COM Yardage: Back: 5.50; Seat: 2<br/>Freight class: 250<br/>Product weight: 138   159 shelf model<br/>Cubic feet per carton: 54   73 shelf model</p>      |  <p><b>R27805SB</b></p> <p>For power/USB unit, see electrical placement chart.<br/>Ganging not available.<br/>Add \$102 for (SSS), \$221 for (SBS)<br/>Add \$1330 for 72 lbs. (CW), (C6)<br/>Add \$207 for (SP) or \$816 for (BS)<br/>Add \$43 for (TP)<br/>Add \$266 for (MB)</p>                | <p><b>R27805B</b> Base Price: <b>\$4907</b></p> <p><b>R27805SB</b> Base Price: <b>\$5672</b></p> <p>Back/Arm upcharge: <b>+0</b> <b>+\$186</b> <b>+\$332</b> <b>+\$546</b> <b>+\$848</b> <b>+\$975</b> <b>+\$1237</b> <b>+\$1648</b> <b>+\$1956</b> <b>+\$2293</b> <b>+\$2995</b> <b>+\$3732</b></p> <p>Seat upcharge: <b>+0</b> <b>+\$68</b> <b>+\$121</b> <b>+\$199</b> <b>+\$309</b> <b>+\$355</b> <b>+\$450</b> <b>+\$600</b> <b>+\$712</b> <b>+\$834</b> <b>+\$1089</b> <b>+\$1357</b></p> <p>Shelf: 52W 10D 1H</p>  |                         |   |   |   |   |   |   |   |   |    |    |    |
|  |  | <p><b>OVERALL DIMENSIONS</b></p> <p>W D H</p> <p>59 30.5 41.5</p> <p><b>SEAT DIMENSIONS</b></p> <p>W D H</p> <p>52 19 18</p> <p><b>BACK DIMENSIONS</b></p> <p>W H</p> <p>52 23.5</p> <p><b>RTA 00</b> 1 per carton</p>  |                         |   |   |   |   |   |   |   |   |    |    |    |
|  <p><b>R27805L</b></p> <p><b>Two Seater - High Back</b><br/>COM Yardage: Back: 4.50; Seat: 2<br/>Freight class: 250<br/>Product weight: 128<br/>Cubic feet per carton: 54</p>                                       |  <p><b>R27805R</b></p> <p>For power/USB unit, see electrical placement chart.<br/>Includes ganging hardware (1 side).<br/>Add \$102 for (SSS), \$221 for (SBS)<br/>Add \$1330 for 72 lbs. (CW), (C6)<br/>Add \$207 for (SP) or \$816 for (BS)<br/>Add \$43 for (TP)<br/>Add \$266 for (MB)</p>  | <p><b>R27805L</b> Base Price: <b>\$4518</b></p> <p><b>R27805R</b> Base Price: <b>\$4518</b></p> <p>Back/Arm upcharge: <b>+0</b> <b>+\$152</b> <b>+\$272</b> <b>+\$447</b> <b>+\$694</b> <b>+\$798</b> <b>+\$1012</b> <b>+\$1349</b> <b>+\$1601</b> <b>+\$1876</b> <b>+\$2450</b> <b>+\$3054</b></p> <p>Seat upcharge: <b>+0</b> <b>+\$68</b> <b>+\$121</b> <b>+\$199</b> <b>+\$309</b> <b>+\$355</b> <b>+\$450</b> <b>+\$600</b> <b>+\$712</b> <b>+\$834</b> <b>+\$1089</b> <b>+\$1357</b></p> <p>Shelf: 52W 10D 1H</p>   |                         |   |   |   |   |   |   |   |   |    |    |    |
|  |  | <p><b>OVERALL DIMENSIONS</b></p> <p>W D H</p> <p>55.5 30.5 41.5</p> <p><b>SEAT DIMENSIONS</b></p> <p>W D H</p> <p>52 19 18</p> <p><b>BACK DIMENSIONS</b></p> <p>W H</p> <p>52 23.5</p> <p><b>RTA 00</b> 1 per carton</p>  |                         |   |   |   |   |   |   |   |   |    |    |    |
|  <p><b>R27805SL</b></p> <p><b>Two Seater - High Back</b><br/>COM Yardage: Back: 4.50; Seat: 2<br/>Freight class: 250<br/>Product weight: 149<br/>Cubic feet per carton: 73</p>                                      |  <p><b>R27805SR</b></p> <p>For power/USB unit, see electrical placement chart.<br/>Includes ganging hardware (1 side).<br/>Add \$102 for (SSS), \$221 for (SBS)<br/>Add \$1330 for 72 lbs. (CW), (C6)<br/>Add \$207 for (SP) or \$816 for (BS)<br/>Add \$43 for (TP)<br/>Add \$266 for (MB)</p> | <p><b>R27805SL</b> Base Price: <b>\$5283</b></p> <p><b>R27805SR</b> Base Price: <b>\$5283</b></p> <p>Back/Arm upcharge: <b>+0</b> <b>+\$152</b> <b>+\$272</b> <b>+\$447</b> <b>+\$694</b> <b>+\$798</b> <b>+\$1012</b> <b>+\$1349</b> <b>+\$1601</b> <b>+\$1876</b> <b>+\$2450</b> <b>+\$3054</b></p> <p>Seat upcharge: <b>+0</b> <b>+\$68</b> <b>+\$121</b> <b>+\$199</b> <b>+\$309</b> <b>+\$355</b> <b>+\$450</b> <b>+\$600</b> <b>+\$712</b> <b>+\$834</b> <b>+\$1089</b> <b>+\$1357</b></p> <p>Shelf: 52W 10D 1H</p> |                         |   |   |   |   |   |   |   |   |    |    |    |
|  |  | <p><b>OVERALL DIMENSIONS</b></p> <p>W D H</p> <p>55.5 41 41.5</p> <p><b>SEAT DIMENSIONS</b></p> <p>W D H</p> <p>52 19 18</p> <p><b>BACK DIMENSIONS</b></p> <p>W H</p> <p>52 23.5</p> <p><b>RTA 00</b> 1 per carton</p>  |                         |   |   |   |   |   |   |   |   |    |    |    |






| DESCRIPTION   |   | MODEL#/ FEATURES   |   | STANDARD TEXTILE GRADES   |    |                 |    |   |   |   |   |    |    |    |       |                    |   |   |                 |   |   |                 |   |    |    |    |   |   |   |   |   |      |      |    |    |    |    |    |    |
|---|---|--|---|---|----|-----------------|----|---|---|---|---|----|----|----|-------|--------------------|---|---|-----------------|---|---|-----------------|---|----|----|----|---|---|---|---|---|------|------|----|----|----|----|----|----|
|   |   |  |   | 1/COM   | 2  | 3               | 4  | 5 | 6 | 7 | 8 | 9  | 10 | 11 | 12    |                    |   |   |                 |   |   |                 |   |    |    |    |   |   |   |   |   |      |      |    |    |    |    |    |    |
|    | <p><b>R27806</b></p> <p><b>R27806S</b></p>    | <p>Base Price: <b>\$4701</b></p> <p>Base Price: <b>\$5468</b></p> <p>Back upcharge: <b>+0</b></p> <p>Seat upcharge: <b>+0</b></p>  | <table border="1"> <tr> <td>1/COM</td><td>2</td><td>3</td><td>4</td><td>5</td><td>6</td><td>7</td><td>8</td><td>9</td><td>10</td><td>11</td><td>12</td> </tr> <tr> <td></td><td></td><td></td><td></td><td></td><td></td><td></td><td></td><td></td><td></td><td></td><td></td><td></td> </tr> </table> |   |    |                 |    |   |   |   |   |    |    |    | 1/COM | 2                  | 3 | 4 | 5               | 6 | 7 | 8               | 9 | 10 | 11 | 12 |   |   |   |   |   |      |      |    |    |    |    |    |    |
|   |   |  | 1/COM   | 2   | 3  | 4               | 5  | 6 | 7 | 8 | 9 | 10 | 11 | 12 |       |                    |   |   |                 |   |   |                 |   |    |    |    |   |   |   |   |   |      |      |    |    |    |    |    |    |
|   |   |  |   |   |    |                 |    |   |   |   |   |    |    |    |       |                    |   |   |                 |   |   |                 |   |    |    |    |   |   |   |   |   |      |      |    |    |    |    |    |    |
| <p><b>Two Seater - Extended Back</b><br/>COM Yardage: Back: 3.50; Seat: 2<br/>Freight class: 250<br/>Product weight: 131   152 shelf model<br/>Cubic feet per carton: 53.75   72.75 shelf model</p> |   | <p>For power/USB unit, see electrical placement chart.<br/>Includes ganging hardware (2 sides).<br/>Add \$102 for (SSS), \$178 for (SBS)<br/>Add \$1330 for 72 lbs. (CW), (C6)<br/>Add \$207 for (SP) or \$816 for (BS)<br/>Add \$43 for (TP)<br/>Add \$266 for (MB)</p> |   | <p>Shelf: 52W 10D 1H</p> <table border="1"> <thead> <tr> <th colspan="3">OVERALL DIMENSIONS</th> <th colspan="3">SEAT DIMENSIONS</th> <th colspan="2">BACK DIMENSIONS</th> </tr> <tr> <th>W</th><th>D</th><th>H</th> <th>W</th><th>D</th><th>H</th> <th>W</th><th>H</th> </tr> </thead> <tbody> <tr> <td>52</td><td>31</td><td>47</td> <td>52</td><td>19</td><td>18</td> <td>52</td><td>29</td> </tr> </tbody> </table> <p><b>RTA 00</b> 1 per carton</p>     |    |                 |    |   |   |   |   |    |    |    |       | OVERALL DIMENSIONS |   |   | SEAT DIMENSIONS |   |   | BACK DIMENSIONS |   | W  | D  | H  | W | D | H | W | H | 52   | 31   | 47 | 52 | 19 | 18 | 52 | 29 |
| OVERALL DIMENSIONS  |   |  | SEAT DIMENSIONS   |   |    | BACK DIMENSIONS |    |   |   |   |   |    |    |    |       |                    |   |   |                 |   |   |                 |   |    |    |    |   |   |   |   |   |      |      |    |    |    |    |    |    |
| W   | D   | H  | W   | D   | H  | W               | H  |   |   |   |   |    |    |    |       |                    |   |   |                 |   |   |                 |   |    |    |    |   |   |   |   |   |      |      |    |    |    |    |    |    |
| 52  | 31  | 47   | 52  | 19  | 18 | 52              | 29 |   |   |   |   |    |    |    |       |                    |   |   |                 |   |   |                 |   |    |    |    |   |   |   |   |   |      |      |    |    |    |    |    |    |
|    | <p><b>R27806B</b></p> <p><b>R27806SB</b></p>  | <p>Base Price: <b>\$5479</b></p> <p>Base Price: <b>\$6244</b></p> <p>Back/Arm upcharge: <b>+0</b></p> <p>Seat upcharge: <b>+0</b></p>  | <table border="1"> <tr> <td>1/COM</td><td>2</td><td>3</td><td>4</td><td>5</td><td>6</td><td>7</td><td>8</td><td>9</td><td>10</td><td>11</td><td>12</td> </tr> <tr> <td></td><td></td><td></td><td></td><td></td><td></td><td></td><td></td><td></td><td></td><td></td><td></td><td></td> </tr> </table> |   |    |                 |    |   |   |   |   |    |    |    | 1/COM | 2                  | 3 | 4 | 5               | 6 | 7 | 8               | 9 | 10 | 11 | 12 |   |   |   |   |   |      |      |    |    |    |    |    |    |
|   |   |  | 1/COM   | 2   | 3  | 4               | 5  | 6 | 7 | 8 | 9 | 10 | 11 | 12 |       |                    |   |   |                 |   |   |                 |   |    |    |    |   |   |   |   |   |      |      |    |    |    |    |    |    |
|   |   |  |   |   |    |                 |    |   |   |   |   |    |    |    |       |                    |   |   |                 |   |   |                 |   |    |    |    |   |   |   |   |   |      |      |    |    |    |    |    |    |
| <p><b>Two Seater - Extended Back</b><br/>COM Yardage: Back: 6 Seat: 2<br/>Freight class: 250<br/>Product weight: 151   172 shelf model<br/>Cubic feet per carton: 60.5   82 shelf model</p>         |   | <p>For power/USB unit, see electrical placement chart.<br/>Ganging not available.<br/>Add \$102 for (SSS), \$234 for (SBS)<br/>Add \$1330 for 72 lbs. (CW), (C6)<br/>Add \$207 for (SP) or \$816 for (BS)<br/>Add \$43 for (TP)<br/>Add \$266 for (MB)</p>               |   | <p>Shelf: 52W 10D 1H</p> <table border="1"> <thead> <tr> <th colspan="3">OVERALL DIMENSIONS</th> <th colspan="3">SEAT DIMENSIONS</th> <th colspan="2">BACK DIMENSIONS</th> </tr> <tr> <th>W</th><th>D</th><th>H</th> <th>W</th><th>D</th><th>H</th> <th>W</th><th>H</th> </tr> </thead> <tbody> <tr> <td>59</td><td>31</td><td>47</td> <td>52</td><td>19</td><td>18</td> <td>52</td><td>29</td> </tr> </tbody> </table> <p><b>RTA 00</b> 1 per carton</p>     |    |                 |    |   |   |   |   |    |    |    |       | OVERALL DIMENSIONS |   |   | SEAT DIMENSIONS |   |   | BACK DIMENSIONS |   | W  | D  | H  | W | D | H | W | H | 59   | 31   | 47 | 52 | 19 | 18 | 52 | 29 |
| OVERALL DIMENSIONS  |   |  | SEAT DIMENSIONS   |   |    | BACK DIMENSIONS |    |   |   |   |   |    |    |    |       |                    |   |   |                 |   |   |                 |   |    |    |    |   |   |   |   |   |      |      |    |    |    |    |    |    |
| W   | D   | H  | W   | D   | H  | W               | H  |   |   |   |   |    |    |    |       |                    |   |   |                 |   |   |                 |   |    |    |    |   |   |   |   |   |      |      |    |    |    |    |    |    |
| 59  | 31  | 47   | 52  | 19  | 18 | 52              | 29 |   |   |   |   |    |    |    |       |                    |   |   |                 |   |   |                 |   |    |    |    |   |   |   |   |   |      |      |    |    |    |    |    |    |
|    | <p><b>R27806L</b></p> <p><b>R27806R</b></p>   | <p>Base Price: <b>\$5090</b></p> <p>Base Price: <b>\$5857</b></p> <p>Back/Arm upcharge: <b>+0</b></p> <p>Seat upcharge: <b>+0</b></p>  | <table border="1"> <tr> <td>1/COM</td><td>2</td><td>3</td><td>4</td><td>5</td><td>6</td><td>7</td><td>8</td><td>9</td><td>10</td><td>11</td><td>12</td> </tr> <tr> <td></td><td></td><td></td><td></td><td></td><td></td><td></td><td></td><td></td><td></td><td></td><td></td><td></td> </tr> </table> |   |    |                 |    |   |   |   |   |    |    |    | 1/COM | 2                  | 3 | 4 | 5               | 6 | 7 | 8               | 9 | 10 | 11 | 12 |   |   |   |   |   |      |      |    |    |    |    |    |    |
|   |   |  | 1/COM   | 2   | 3  | 4               | 5  | 6 | 7 | 8 | 9 | 10 | 11 | 12 |       |                    |   |   |                 |   |   |                 |   |    |    |    |   |   |   |   |   |      |      |    |    |    |    |    |    |
|   |   |  |   |   |    |                 |    |   |   |   |   |    |    |    |       |                    |   |   |                 |   |   |                 |   |    |    |    |   |   |   |   |   |      |      |    |    |    |    |    |    |
| <p><b>Two Seater - Extended Back</b><br/>COM Yardage: Back: 5; Seat: 2<br/>Freight class: 250<br/>Product weight: 141<br/>Cubic feet per carton: 60.5</p>   |   | <p>For power/USB unit, see electrical placement chart.<br/>Includes ganging hardware (1 side).<br/>Add \$102 for (SSS), \$206 for (SBS)<br/>Add \$1330 for 72 lbs. (CW), (C6)<br/>Add \$207 for (SP) or \$816 for (BS)<br/>Add \$43 for (TP)<br/>Add \$266 for (MB)</p>  |   | <table border="1"> <thead> <tr> <th colspan="3">OVERALL DIMENSIONS</th> <th colspan="3">SEAT DIMENSIONS</th> <th colspan="2">BACK DIMENSIONS</th> </tr> <tr> <th>W</th><th>D</th><th>H</th> <th>W</th><th>D</th><th>H</th> <th>W</th><th>H</th> </tr> </thead> <tbody> <tr> <td>55.5</td><td>31</td><td>47</td> <td>52</td><td>19</td><td>18</td> <td>52</td><td>29</td> </tr> </tbody> </table> <p><b>RTA 00</b> 1 per carton</p>                            |    |                 |    |   |   |   |   |    |    |    |       | OVERALL DIMENSIONS |   |   | SEAT DIMENSIONS |   |   | BACK DIMENSIONS |   | W  | D  | H  | W | D | H | W | H | 55.5 | 31   | 47 | 52 | 19 | 18 | 52 | 29 |
| OVERALL DIMENSIONS  |   |  | SEAT DIMENSIONS   |   |    | BACK DIMENSIONS |    |   |   |   |   |    |    |    |       |                    |   |   |                 |   |   |                 |   |    |    |    |   |   |   |   |   |      |      |    |    |    |    |    |    |
| W   | D   | H  | W   | D   | H  | W               | H  |   |   |   |   |    |    |    |       |                    |   |   |                 |   |   |                 |   |    |    |    |   |   |   |   |   |      |      |    |    |    |    |    |    |
| 55.5  | 31  | 47   | 52  | 19  | 18 | 52              | 29 |   |   |   |   |    |    |    |       |                    |   |   |                 |   |   |                 |   |    |    |    |   |   |   |   |   |      |      |    |    |    |    |    |    |
|    | <p><b>R27806SL</b></p> <p><b>R27806SR</b></p> | <p>Base Price: <b>\$5857</b></p> <p>Base Price: <b>\$5857</b></p> <p>Back/Arm upcharge: <b>+0</b></p> <p>Seat upcharge: <b>+0</b></p>  | <table border="1"> <tr> <td>1/COM</td><td>2</td><td>3</td><td>4</td><td>5</td><td>6</td><td>7</td><td>8</td><td>9</td><td>10</td><td>11</td><td>12</td> </tr> <tr> <td></td><td></td><td></td><td></td><td></td><td></td><td></td><td></td><td></td><td></td><td></td><td></td><td></td> </tr> </table> |   |    |                 |    |   |   |   |   |    |    |    | 1/COM | 2                  | 3 | 4 | 5               | 6 | 7 | 8               | 9 | 10 | 11 | 12 |   |   |   |   |   |      |      |    |    |    |    |    |    |
|   |   |  | 1/COM   | 2   | 3  | 4               | 5  | 6 | 7 | 8 | 9 | 10 | 11 | 12 |       |                    |   |   |                 |   |   |                 |   |    |    |    |   |   |   |   |   |      |      |    |    |    |    |    |    |
|   |   |  |   |   |    |                 |    |   |   |   |   |    |    |    |       |                    |   |   |                 |   |   |                 |   |    |    |    |   |   |   |   |   |      |      |    |    |    |    |    |    |
| <p><b>Two Seater - Extended Back</b><br/>COM Yardage: Back: 5; Seat: 2<br/>Freight class: 250<br/>Product weight: 162<br/>Cubic feet per carton: 82</p>   |   | <p>For power/USB unit, see electrical placement chart.<br/>Includes ganging hardware (1 side).<br/>Add \$102 for (SSS), \$206 for (SBS)<br/>Add \$1330 for 72 lbs. (CW), (C6)<br/>Add \$207 for (SP) or \$816 for (BS)<br/>Add \$43 for (TP)<br/>Add \$266 for (MB)</p>  |   | <p>Shelf: 52W 10D 1H</p> <table border="1"> <thead> <tr> <th colspan="3">OVERALL DIMENSIONS</th> <th colspan="3">SEAT DIMENSIONS</th> <th colspan="2">BACK DIMENSIONS</th> </tr> <tr> <th>W</th><th>D</th><th>H</th> <th>W</th><th>D</th><th>H</th> <th>W</th><th>H</th> </tr> </thead> <tbody> <tr> <td>55.5</td><td>41.5</td><td>47</td> <td>52</td><td>19</td><td>18</td> <td>52</td><td>29</td> </tr> </tbody> </table> <p><b>RTA 00</b> 1 per carton</p> |    |                 |    |   |   |   |   |    |    |    |       | OVERALL DIMENSIONS |   |   | SEAT DIMENSIONS |   |   | BACK DIMENSIONS |   | W  | D  | H  | W | D | H | W | H | 55.5 | 41.5 | 47 | 52 | 19 | 18 | 52 | 29 |
| OVERALL DIMENSIONS  |   |  | SEAT DIMENSIONS   |   |    | BACK DIMENSIONS |    |   |   |   |   |    |    |    |       |                    |   |   |                 |   |   |                 |   |    |    |    |   |   |   |   |   |      |      |    |    |    |    |    |    |
| W   | D   | H  | W   | D   | H  | W               | H  |   |   |   |   |    |    |    |       |                    |   |   |                 |   |   |                 |   |    |    |    |   |   |   |   |   |      |      |    |    |    |    |    |    |
| 55.5  | 41.5  | 47   | 52  | 19  | 18 | 52              | 29 |   |   |   |   |    |    |    |       |                    |   |   |                 |   |   |                 |   |    |    |    |   |   |   |   |   |      |      |    |    |    |    |    |    |

| DESCRIPTION   |   | MODEL#/ FEATURES   |                    | STANDARD TEXTILE GRADES   |               |               |                        |                |                |                        |                |                |                |                |                |  |
|---|---|--|--------------------|---------------------------|---------------|---------------|------------------------|----------------|----------------|------------------------|----------------|----------------|----------------|----------------|----------------|--|
|   |   |  |                    | 1/COM                     | 2             | 3             | 4                      | 5              | 6              | 7                      | 8              | 9              | 10             | 11             | 12             |  |
|    |    | <b>R27807</b>  | Base Price:        | <b>\$5321</b>             |               |               |                        |                |                |                        |                |                |                |                |                |  |
|   |   | <b>R27807S</b>   | Base Price:        | <b>\$6333</b>             |               |               |                        |                |                |                        |                |                |                |                |                |  |
|   |   |  | Back upcharge:     | <b>+0</b>                 | <b>+\$152</b> | <b>+\$272</b> | <b>+\$447</b>          | <b>+\$694</b>  | <b>+\$798</b>  | <b>+\$1012</b>         | <b>+\$1349</b> | <b>+\$1601</b> | <b>+\$1876</b> | <b>+\$2450</b> | <b>+\$3054</b> |  |
|   |   |  | Seat upcharge:     | <b>+0</b>                 | <b>+\$119</b> | <b>+\$211</b> | <b>+\$348</b>          | <b>+\$540</b>  | <b>+\$621</b>  | <b>+\$788</b>          | <b>+\$1049</b> | <b>+\$1245</b> | <b>+\$1460</b> | <b>+\$1906</b> | <b>+\$2375</b> |  |
|   |   |  |                    | Shelf: 52W 10D 1H         |               |               |                        |                |                |                        |                |                |                |                |                |  |
|   |   |  |                    | <b>OVERALL DIMENSIONS</b> |               |               | <b>SEAT DIMENSIONS</b> |                |                | <b>BACK DIMENSIONS</b> |                |                |                |                |                |  |
|   |   |  |                    | <b>W</b>                  | <b>D</b>      | <b>H</b>      | <b>W</b>               | <b>D</b>       | <b>H</b>       | <b>W</b>               | <b>H</b>       |                |                |                |                |  |
|   |   |  |                    | 78                        | 30            | 32            | 78                     | 19             | 18             | 78                     | 14             |                |                |                |                |  |
|   |   |  |                    | <b>RTA 00</b>             |               |               | 1 per carton           |                |                |                        |                |                |                |                |                |  |
| <p><b>R27807</b></p> <p><b>Three Seater - Standard Back</b><br/>COM Yardage: Back: 4.50; Seat: 3.50<br/>Freight class: 250<br/>Product weight: 152   173 shelf model<br/>Cubic feet per carton: 55.5   173 shelf model</p>    |   | <p><b>R27807S</b></p> <p>For power/USB unit, see electrical placement chart.<br/>Includes ganging hardware (2 sides).<br/>Add \$124 for (SSS), \$146 for (SBS)<br/>Add \$1330 for 72 lbs. (CW), (C6)<br/>Add \$311 for (SP) or \$1122 for (BS)<br/>Add \$43 for (TP)<br/>Add \$396 for (MB)</p>  |                    |                           |               |               |                        |                |                |                        |                |                |                |                |                |  |
|    |    | <b>R27807B</b>   | Base Price:        | <b>\$6099</b>             |               |               |                        |                |                |                        |                |                |                |                |                |  |
|   |   | <b>R27807SB</b>  | Base Price:        | <b>\$7111</b>             |               |               |                        |                |                |                        |                |                |                |                |                |  |
|   |   |  | Back/Arm upcharge: | <b>+0</b>                 | <b>+\$220</b> | <b>+\$392</b> | <b>+\$645</b>          | <b>+\$1002</b> | <b>+\$1153</b> | <b>+\$1462</b>         | <b>+\$1948</b> | <b>+\$2312</b> | <b>+\$2710</b> | <b>+\$3539</b> | <b>+\$4410</b> |  |
|   |   |  | Seat upcharge:     | <b>+0</b>                 | <b>+\$119</b> | <b>+\$211</b> | <b>+\$348</b>          | <b>+\$540</b>  | <b>+\$621</b>  | <b>+\$788</b>          | <b>+\$1049</b> | <b>+\$1245</b> | <b>+\$1460</b> | <b>+\$1906</b> | <b>+\$2375</b> |  |
|   |   |  |                    | Shelf: 52W 10D 1H         |               |               |                        |                |                |                        |                |                |                |                |                |  |
|   |   |  |                    | <b>OVERALL DIMENSIONS</b> |               |               | <b>SEAT DIMENSIONS</b> |                |                | <b>BACK DIMENSIONS</b> |                |                |                |                |                |  |
|   |   |  |                    | <b>W</b>                  | <b>D</b>      | <b>H</b>      | <b>W</b>               | <b>D</b>       | <b>H</b>       | <b>W</b>               | <b>H</b>       |                |                |                |                |  |
|   |   |  |                    | 85                        | 30            | 32            | 78                     | 19             | 18             | 78                     | 14             |                |                |                |                |  |
|   |   |  |                    | <b>RTA 00</b>             |               |               | 1 per carton           |                |                |                        |                |                |                |                |                |  |
| <p><b>R27807B</b></p> <p><b>Three Seater - Standard Back</b><br/>COM Yardage: Back: 6.50; Seat: 3.50<br/>Freight class: 250<br/>Product weight: 170   193 shelf model<br/>Cubic feet per carton: 60.5   79.75 shelf model</p> |   | <p><b>R27807SB</b></p> <p>For power/USB unit, see electrical placement chart.<br/>Ganging not available.<br/>Add \$124 for (SSS), \$200 for (SBS)<br/>Add \$1330 for 72 lbs. (CW), (C6)<br/>Add \$311 for (SP) or \$1122 for (BS)<br/>Add \$43 for (TP)<br/>Add \$396 for (MB)</p>               |                    |                           |               |               |                        |                |                |                        |                |                |                |                |                |  |
|    |  | <b>R27807L</b>   | Base Price:        | <b>\$5710</b>             |               |               |                        |                |                |                        |                |                |                |                |                |  |
|   |   | <b>R27807R</b>   | Base Price:        | <b>\$5710</b>             |               |               |                        |                |                |                        |                |                |                |                |                |  |
|   |   |  | Back/Arm upcharge: | <b>+0</b>                 | <b>+\$186</b> | <b>+\$332</b> | <b>+\$546</b>          | <b>+\$848</b>  | <b>+\$975</b>  | <b>+\$1237</b>         | <b>+\$1648</b> | <b>+\$1956</b> | <b>+\$2293</b> | <b>+\$2995</b> | <b>+\$3732</b> |  |
|   |   |  | Seat upcharge:     | <b>+0</b>                 | <b>+\$119</b> | <b>+\$211</b> | <b>+\$348</b>          | <b>+\$540</b>  | <b>+\$621</b>  | <b>+\$788</b>          | <b>+\$1049</b> | <b>+\$1245</b> | <b>+\$1460</b> | <b>+\$1906</b> | <b>+\$2375</b> |  |
|   |   |  |                    | Shelf: 52W 10D 1H         |               |               |                        |                |                |                        |                |                |                |                |                |  |
|   |   |  |                    | <b>OVERALL DIMENSIONS</b> |               |               | <b>SEAT DIMENSIONS</b> |                |                | <b>BACK DIMENSIONS</b> |                |                |                |                |                |  |
|   |   |  |                    | <b>W</b>                  | <b>D</b>      | <b>H</b>      | <b>W</b>               | <b>D</b>       | <b>H</b>       | <b>W</b>               | <b>H</b>       |                |                |                |                |  |
|   |   |  |                    | 81.5                      | 30            | 32            | 78                     | 19             | 18             | 78                     | 14             |                |                |                |                |  |
|   |   |  |                    | <b>RTA 00</b>             |               |               | 1 per carton           |                |                |                        |                |                |                |                |                |  |
| <p><b>R27807L</b></p> <p><b>Three Seater - Standard Back</b><br/>COM Yardage: Back: 5.50; Seat: 3.50<br/>Freight class: 250<br/>Product weight: 160<br/>Cubic feet per carton: 60.5</p>                                       |   | <p><b>R27807R</b></p> <p>For power/USB unit, see electrical placement chart.<br/>Includes ganging hardware (2 sides).<br/>Add \$124 for (SSS), \$174 for (SBS)<br/>Add \$1330 for 72 lbs. (CW), (C6)<br/>Add \$311 for (SP) or \$1122 for (BS)<br/>Add \$43 for (TP)<br/>Add \$396 for (MB)</p>  |                    |                           |               |               |                        |                |                |                        |                |                |                |                |                |  |
|    |  | <b>R27807SL</b>  | Base Price:        | <b>\$6722</b>             |               |               |                        |                |                |                        |                |                |                |                |                |  |
|   |   | <b>R27807SR</b>  | Base Price:        | <b>\$6722</b>             |               |               |                        |                |                |                        |                |                |                |                |                |  |
|   |   |  | Back/Arm upcharge: | <b>+0</b>                 | <b>+\$186</b> | <b>+\$332</b> | <b>+\$546</b>          | <b>+\$848</b>  | <b>+\$975</b>  | <b>+\$1237</b>         | <b>+\$1648</b> | <b>+\$1956</b> | <b>+\$2293</b> | <b>+\$2995</b> | <b>+\$3732</b> |  |
|   |   |  | Seat upcharge:     | <b>+0</b>                 | <b>+\$119</b> | <b>+\$211</b> | <b>+\$348</b>          | <b>+\$540</b>  | <b>+\$621</b>  | <b>+\$788</b>          | <b>+\$1049</b> | <b>+\$1245</b> | <b>+\$1460</b> | <b>+\$1906</b> | <b>+\$2375</b> |  |
|   |   |  |                    | Shelf: 52W 10D 1H         |               |               |                        |                |                |                        |                |                |                |                |                |  |
|   |   |  |                    | <b>OVERALL DIMENSIONS</b> |               |               | <b>SEAT DIMENSIONS</b> |                |                | <b>BACK DIMENSIONS</b> |                |                |                |                |                |  |
|   |   |  |                    | <b>W</b>                  | <b>D</b>      | <b>H</b>      | <b>W</b>               | <b>D</b>       | <b>H</b>       | <b>W</b>               | <b>H</b>       |                |                |                |                |  |
|   |   |  |                    | 81.5                      | 40.5          | 32            | 78                     | 19             | 18             | 78                     | 14             |                |                |                |                |  |
|   |   |  |                    | <b>RTA 00</b>             |               |               | 1 per carton           |                |                |                        |                |                |                |                |                |  |
| <p><b>R27807SL</b></p> <p><b>Three Seater - Standard Back</b><br/>COM Yardage: Back: 5.50; Seat: 3.50<br/>Freight class: 250<br/>Product weight: 183<br/>Cubic feet per carton: 79.75</p>                                     |   | <p><b>R27807SR</b></p> <p>For power/USB unit, see electrical placement chart.<br/>Includes ganging hardware (2 sides).<br/>Add \$124 for (SSS), \$174 for (SBS)<br/>Add \$1330 for 72 lbs. (CW), (C6)<br/>Add \$311 for (SP) or \$1122 for (BS)<br/>Add \$43 for (TP)<br/>Add \$396 for (MB)</p> |                    |                           |               |               |                        |                |                |                        |                |                |                |                |                |  |

| DESCRIPTION   | MODEL#/ FEATURES  | STANDARD TEXTILE GRADES  |                    |    |    |                 |      |              |                 |   |    |    |    |   |   |   |   |   |      |      |      |    |    |    |    |      |  |  |               |  |  |  |  |  |              |  |  |  |  |  |  |  |
|---|---|--|--------------------|----|----|-----------------|------|--------------|-----------------|---|----|----|----|---|---|---|---|---|------|------|------|----|----|----|----|------|--|--|---------------|--|--|--|--|--|--------------|--|--|--|--|--|--|--|
|   |   | 1/COM  | 2                  | 3  | 4  | 5               | 6    | 7            | 8               | 9 | 10 | 11 | 12 |   |   |   |   |   |      |      |      |    |    |    |    |      |  |  |               |  |  |  |  |  |              |  |  |  |  |  |  |  |
|  <p><b>R27808</b>                      <b>R27808S</b></p> <p><b>Three Seater - High Back</b><br/>COM Yardage: Back: 5.75; Seat: 3.50<br/>Freight class: 250<br/>Product weight: 177   201 shelf model<br/>Cubic feet per carton: 69.75   95.5 shelf model</p>        | <p><b>R27808</b>      Base Price:      <b>\$6206</b></p> <p><b>R27808S</b>      Base Price:      <b>\$7219</b></p> <p>Back upcharge:      <b>+0</b></p> <p>Seat upcharge:      <b>+0</b></p> <p>Shelf: 52W 10D 1H</p>   | <b>\$6206</b>  |                    |    |    |                 |      |              |                 |   |    |    |    |   |   |   |   |   |      |      |      |    |    |    |    |      |  |  |               |  |  |  |  |  |              |  |  |  |  |  |  |  |
|   | <p>For power/USB unit, see electrical placement chart.<br/>Includes ganging hardware (2 sides).<br/>Add \$124 for (SSS), \$195 for (SBS)<br/>Add \$1330 for 72 lbs. (CW), (C6)<br/>Add \$311 for (SP) or \$1122 for (BS)<br/>Add \$43 for (TP)<br/>Add \$396 for (MB)</p> | <p><b>+0</b>      <b>+\$195</b>      <b>+\$347</b>      <b>+\$571</b>      <b>+\$887</b>      <b>+\$1020</b><b>+\$1293</b>      <b>+\$1723</b>      <b>+\$2045</b>      <b>+\$2397</b>      <b>+\$3131</b>      <b>+\$3902</b></p> <p><b>+0</b>      <b>+\$119</b>      <b>+\$211</b>      <b>+\$348</b>      <b>+\$540</b>      <b>+\$621</b>      <b>+\$788</b>      <b>+\$1049</b>      <b>+\$1245</b>      <b>+\$1460</b>      <b>+\$1906</b>      <b>+\$2375</b></p>  |                    |    |    |                 |      |              |                 |   |    |    |    |   |   |   |   |   |      |      |      |    |    |    |    |      |  |  |               |  |  |  |  |  |              |  |  |  |  |  |  |  |
|   |   | <table border="1"> <thead> <tr> <th colspan="3">OVERALL DIMENSIONS</th> <th colspan="3">SEAT DIMENSIONS</th> <th colspan="2">BACK DIMENSIONS</th> </tr> <tr> <th>W</th> <th>D</th> <th>H</th> <th>W</th> <th>D</th> <th>H</th> <th>W</th> <th>H</th> </tr> </thead> <tbody> <tr> <td>78</td> <td>30.5</td> <td>41.5</td> <td>78</td> <td>19</td> <td>18</td> <td>78</td> <td>23.5</td> </tr> <tr> <td colspan="2"></td> <td><b>RTA 00</b></td> <td colspan="5"></td> <td>1 per carton</td> </tr> </tbody> </table>   | OVERALL DIMENSIONS |    |    | SEAT DIMENSIONS |      |              | BACK DIMENSIONS |   | W  | D  | H  | W | D | H | W | H | 78   | 30.5 | 41.5 | 78 | 19 | 18 | 78 | 23.5 |  |  | <b>RTA 00</b> |  |  |  |  |  | 1 per carton |  |  |  |  |  |  |  |
| OVERALL DIMENSIONS  |   |  | SEAT DIMENSIONS    |    |    | BACK DIMENSIONS |      |              |                 |   |    |    |    |   |   |   |   |   |      |      |      |    |    |    |    |      |  |  |               |  |  |  |  |  |              |  |  |  |  |  |  |  |
| W   | D   | H  | W                  | D  | H  | W               | H    |              |                 |   |    |    |    |   |   |   |   |   |      |      |      |    |    |    |    |      |  |  |               |  |  |  |  |  |              |  |  |  |  |  |  |  |
| 78  | 30.5  | 41.5   | 78                 | 19 | 18 | 78              | 23.5 |              |                 |   |    |    |    |   |   |   |   |   |      |      |      |    |    |    |    |      |  |  |               |  |  |  |  |  |              |  |  |  |  |  |  |  |
|   |   | <b>RTA 00</b>  |                    |    |    |                 |      | 1 per carton |                 |   |    |    |    |   |   |   |   |   |      |      |      |    |    |    |    |      |  |  |               |  |  |  |  |  |              |  |  |  |  |  |  |  |
|  <p><b>R27808B</b>                      <b>R27808SB</b></p> <p><b>Three Seater - High Back</b><br/>COM Yardage: Back: 7.75; Seat: 3.50<br/>Freight class: 250<br/>Product weight: 190.5   221.5 shelf model<br/>Cubic feet per carton: 69.75   101.5 shelf model</p> | <p><b>R27808B</b>      Base Price:      <b>\$6985</b></p> <p><b>R27808SB</b>      Base Price:      <b>\$7997</b></p> <p>Back/Arm upcharge:      <b>+0</b></p> <p>Seat upcharge:      <b>+0</b></p> <p>Shelf: 52W 10D 1H</p>   | <b>\$6985</b>  |                    |    |    |                 |      |              |                 |   |    |    |    |   |   |   |   |   |      |      |      |    |    |    |    |      |  |  |               |  |  |  |  |  |              |  |  |  |  |  |  |  |
|   | <p>For power/USB unit, see electrical placement chart.<br/>Ganging not available.<br/>Add \$124 for (SSS), \$251 for (SBS)<br/>Add \$1330 for 72 lbs. (CW), (C6)<br/>Add \$311 for (SP) or \$1122 for (BS)<br/>Add \$43 for (TP)<br/>Add \$396 for (MB)</p>               | <p><b>+0</b>      <b>+\$262</b>      <b>+\$467</b>      <b>+\$770</b>      <b>+\$1195</b>      <b>+\$1374</b><b>+\$1742</b>      <b>+\$2323</b>      <b>+\$2756</b>      <b>+\$3231</b>      <b>+\$4219</b>      <b>+\$5259</b></p> <p><b>+0</b>      <b>+\$119</b>      <b>+\$211</b>      <b>+\$348</b>      <b>+\$540</b>      <b>+\$621</b>      <b>+\$788</b>      <b>+\$1049</b>      <b>+\$1245</b>      <b>+\$1460</b>      <b>+\$1906</b>      <b>+\$2375</b></p>   |                    |    |    |                 |      |              |                 |   |    |    |    |   |   |   |   |   |      |      |      |    |    |    |    |      |  |  |               |  |  |  |  |  |              |  |  |  |  |  |  |  |
|   |   | <table border="1"> <thead> <tr> <th colspan="3">OVERALL DIMENSIONS</th> <th colspan="3">SEAT DIMENSIONS</th> <th colspan="2">BACK DIMENSIONS</th> </tr> <tr> <th>W</th> <th>D</th> <th>H</th> <th>W</th> <th>D</th> <th>H</th> <th>W</th> <th>H</th> </tr> </thead> <tbody> <tr> <td>85</td> <td>30.5</td> <td>41.5</td> <td>78</td> <td>19</td> <td>18</td> <td>78</td> <td>23.5</td> </tr> <tr> <td colspan="2"></td> <td><b>RTA 00</b></td> <td colspan="5"></td> <td>1 per carton</td> </tr> </tbody> </table>   | OVERALL DIMENSIONS |    |    | SEAT DIMENSIONS |      |              | BACK DIMENSIONS |   | W  | D  | H  | W | D | H | W | H | 85   | 30.5 | 41.5 | 78 | 19 | 18 | 78 | 23.5 |  |  | <b>RTA 00</b> |  |  |  |  |  | 1 per carton |  |  |  |  |  |  |  |
| OVERALL DIMENSIONS  |   |  | SEAT DIMENSIONS    |    |    | BACK DIMENSIONS |      |              |                 |   |    |    |    |   |   |   |   |   |      |      |      |    |    |    |    |      |  |  |               |  |  |  |  |  |              |  |  |  |  |  |  |  |
| W   | D   | H  | W                  | D  | H  | W               | H    |              |                 |   |    |    |    |   |   |   |   |   |      |      |      |    |    |    |    |      |  |  |               |  |  |  |  |  |              |  |  |  |  |  |  |  |
| 85  | 30.5  | 41.5   | 78                 | 19 | 18 | 78              | 23.5 |              |                 |   |    |    |    |   |   |   |   |   |      |      |      |    |    |    |    |      |  |  |               |  |  |  |  |  |              |  |  |  |  |  |  |  |
|   |   | <b>RTA 00</b>  |                    |    |    |                 |      | 1 per carton |                 |   |    |    |    |   |   |   |   |   |      |      |      |    |    |    |    |      |  |  |               |  |  |  |  |  |              |  |  |  |  |  |  |  |
|  <p><b>R27808L</b>                      <b>R27808R</b></p> <p><b>Three Seater - High Back</b><br/>COM Yardage: Back: 6.75; Seat: 3.50<br/>Freight class: 250<br/>Product weight: 180.5<br/>Cubic feet per carton: 76.75</p>  | <p><b>R27808L</b>      Base Price:      <b>\$6594</b></p> <p><b>R27808R</b>      Base Price:      <b>\$6594</b></p> <p>Back/Arm upcharge:      <b>+0</b></p> <p>Seat upcharge:      <b>+0</b></p> <p>Shelf: 52W 10D 1H</p>  | <b>\$6594</b>  |                    |    |    |                 |      |              |                 |   |    |    |    |   |   |   |   |   |      |      |      |    |    |    |    |      |  |  |               |  |  |  |  |  |              |  |  |  |  |  |  |  |
|   | <p>For power/USB unit, see electrical placement chart.<br/>Includes ganging hardware (2 sides).<br/>Add \$124 for (SSS), \$251 for (SBS)<br/>Add \$1330 for 72 lbs. (CW), (C6)<br/>Add \$311 for (SP) or \$1122 for (BS)<br/>Add \$43 for (TP)<br/>Add \$396 for (MB)</p> | <p><b>+0</b>      <b>+\$228</b>      <b>+\$407</b>      <b>+\$670</b>      <b>+\$1041</b>      <b>+\$1197</b><b>+\$1518</b>      <b>+\$2023</b>      <b>+\$2401</b>      <b>+\$2814</b>      <b>+\$3675</b>      <b>+\$4580</b></p> <p><b>+0</b>      <b>+\$119</b>      <b>+\$211</b>      <b>+\$348</b>      <b>+\$540</b>      <b>+\$621</b>      <b>+\$788</b>      <b>+\$1049</b>      <b>+\$1245</b>      <b>+\$1460</b>      <b>+\$1906</b>      <b>+\$2375</b></p>   |                    |    |    |                 |      |              |                 |   |    |    |    |   |   |   |   |   |      |      |      |    |    |    |    |      |  |  |               |  |  |  |  |  |              |  |  |  |  |  |  |  |
|   |   | <table border="1"> <thead> <tr> <th colspan="3">OVERALL DIMENSIONS</th> <th colspan="3">SEAT DIMENSIONS</th> <th colspan="2">BACK DIMENSIONS</th> </tr> <tr> <th>W</th> <th>D</th> <th>H</th> <th>W</th> <th>D</th> <th>H</th> <th>W</th> <th>H</th> </tr> </thead> <tbody> <tr> <td>81.5</td> <td>30.5</td> <td>41.5</td> <td>78</td> <td>19</td> <td>18</td> <td>78</td> <td>23.5</td> </tr> <tr> <td colspan="2"></td> <td><b>RTA 00</b></td> <td colspan="5"></td> <td>1 per carton</td> </tr> </tbody> </table> | OVERALL DIMENSIONS |    |    | SEAT DIMENSIONS |      |              | BACK DIMENSIONS |   | W  | D  | H  | W | D | H | W | H | 81.5 | 30.5 | 41.5 | 78 | 19 | 18 | 78 | 23.5 |  |  | <b>RTA 00</b> |  |  |  |  |  | 1 per carton |  |  |  |  |  |  |  |
| OVERALL DIMENSIONS  |   |  | SEAT DIMENSIONS    |    |    | BACK DIMENSIONS |      |              |                 |   |    |    |    |   |   |   |   |   |      |      |      |    |    |    |    |      |  |  |               |  |  |  |  |  |              |  |  |  |  |  |  |  |
| W   | D   | H  | W                  | D  | H  | W               | H    |              |                 |   |    |    |    |   |   |   |   |   |      |      |      |    |    |    |    |      |  |  |               |  |  |  |  |  |              |  |  |  |  |  |  |  |
| 81.5  | 30.5  | 41.5   | 78                 | 19 | 18 | 78              | 23.5 |              |                 |   |    |    |    |   |   |   |   |   |      |      |      |    |    |    |    |      |  |  |               |  |  |  |  |  |              |  |  |  |  |  |  |  |
|   |   | <b>RTA 00</b>  |                    |    |    |                 |      | 1 per carton |                 |   |    |    |    |   |   |   |   |   |      |      |      |    |    |    |    |      |  |  |               |  |  |  |  |  |              |  |  |  |  |  |  |  |
|  <p><b>R27808SL</b>                      <b>R27808SR</b></p> <p><b>Three Seater - High Back</b><br/>COM Yardage: Back: 6.75; Seat: 3.50<br/>Freight class: 250<br/>Product weight: 211.5<br/>Cubic feet per carton: 101.5</p>                                      | <p><b>R27808SL</b>      Base Price:      <b>\$7608</b></p> <p><b>R27808SR</b>      Base Price:      <b>\$7608</b></p> <p>Back/Arm upcharge:      <b>+0</b></p> <p>Seat upcharge:      <b>+0</b></p> <p>Shelf: 52W 10D 1H</p>  | <b>\$7608</b>  |                    |    |    |                 |      |              |                 |   |    |    |    |   |   |   |   |   |      |      |      |    |    |    |    |      |  |  |               |  |  |  |  |  |              |  |  |  |  |  |  |  |
|   | <p>For power/USB unit, see electrical placement chart.<br/>Includes ganging hardware (2 sides).<br/>Add \$124 for (SSS), \$251 for (SBS)<br/>Add \$1330 for 72 lbs. (CW), (C6)<br/>Add \$311 for (SP) or \$1122 for (BS)<br/>Add \$43 for (TP)<br/>Add \$396 for (MB)</p> | <p><b>+0</b>      <b>+\$228</b>      <b>+\$407</b>      <b>+\$670</b>      <b>+\$1041</b>      <b>+\$1197</b><b>+\$1518</b>      <b>+\$2023</b>      <b>+\$2401</b>      <b>+\$2814</b>      <b>+\$3675</b>      <b>+\$4580</b></p> <p><b>+0</b>      <b>+\$119</b>      <b>+\$211</b>      <b>+\$348</b>      <b>+\$540</b>      <b>+\$621</b>      <b>+\$788</b>      <b>+\$1049</b>      <b>+\$1245</b>      <b>+\$1460</b>      <b>+\$1906</b>      <b>+\$2375</b></p>   |                    |    |    |                 |      |              |                 |   |    |    |    |   |   |   |   |   |      |      |      |    |    |    |    |      |  |  |               |  |  |  |  |  |              |  |  |  |  |  |  |  |
|   |   | <table border="1"> <thead> <tr> <th colspan="3">OVERALL DIMENSIONS</th> <th colspan="3">SEAT DIMENSIONS</th> <th colspan="2">BACK DIMENSIONS</th> </tr> <tr> <th>W</th> <th>D</th> <th>H</th> <th>W</th> <th>D</th> <th>H</th> <th>W</th> <th>H</th> </tr> </thead> <tbody> <tr> <td>81.5</td> <td>41</td> <td>41.5</td> <td>78</td> <td>19</td> <td>18</td> <td>78</td> <td>23.5</td> </tr> <tr> <td colspan="2"></td> <td><b>RTA 00</b></td> <td colspan="5"></td> <td>1 per carton</td> </tr> </tbody> </table>   | OVERALL DIMENSIONS |    |    | SEAT DIMENSIONS |      |              | BACK DIMENSIONS |   | W  | D  | H  | W | D | H | W | H | 81.5 | 41   | 41.5 | 78 | 19 | 18 | 78 | 23.5 |  |  | <b>RTA 00</b> |  |  |  |  |  | 1 per carton |  |  |  |  |  |  |  |
| OVERALL DIMENSIONS  |   |  | SEAT DIMENSIONS    |    |    | BACK DIMENSIONS |      |              |                 |   |    |    |    |   |   |   |   |   |      |      |      |    |    |    |    |      |  |  |               |  |  |  |  |  |              |  |  |  |  |  |  |  |
| W   | D   | H  | W                  | D  | H  | W               | H    |              |                 |   |    |    |    |   |   |   |   |   |      |      |      |    |    |    |    |      |  |  |               |  |  |  |  |  |              |  |  |  |  |  |  |  |
| 81.5  | 41  | 41.5   | 78                 | 19 | 18 | 78              | 23.5 |              |                 |   |    |    |    |   |   |   |   |   |      |      |      |    |    |    |    |      |  |  |               |  |  |  |  |  |              |  |  |  |  |  |  |  |
|   |   | <b>RTA 00</b>  |                    |    |    |                 |      | 1 per carton |                 |   |    |    |    |   |   |   |   |   |      |      |      |    |    |    |    |      |  |  |               |  |  |  |  |  |              |  |  |  |  |  |  |  |

| DESCRIPTION   |   | MODEL#/ FEATURES   |  | STANDARD TEXTILE GRADES |                  |                  |                   |                   |                   |                    |                    |                    |                    |                    |                             |  |                          |
|---|---|--|--|-------------------------|------------------|------------------|-------------------|-------------------|-------------------|--------------------|--------------------|--------------------|--------------------|--------------------|-----------------------------|--|--------------------------|
|   |   |  |  | 1/COM                   | 2                | 3                | 4                 | 5                 | 6                 | 7                  | 8                  | 9                  | 10                 | 11                 | 12                          |  |                          |
|    |    | <b>R27809</b> Base Price: <b>\$6732</b><br><b>R27809S</b> Base Price: <b>\$7744</b><br><br>Back upcharge: <b>+0</b><br>Seat upcharge: <b>+0</b>        | For power/USB unit, see electrical placement chart. Includes ganging hardware (2 sides). Add \$124 for (SSS), \$207 for (SBS) Add \$1330 for 72 lbs. (CW), (C6) Add \$311 for (SP) or \$1122 for (BS) Add \$43 for (TP) Add \$396 for (MB) | 1/COM                   | 2                | 3                | 4                 | 5                 | 6                 | 7                  | 8                  | 9                  | 10                 | 11                 | 12                          |  |                          |
|   |   |  |  | +\$220<br>+\$119        | +\$392<br>+\$211 | +\$645<br>+\$348 | +\$1002<br>+\$540 | +\$1153<br>+\$621 | +\$1462<br>+\$788 | +\$1948<br>+\$1049 | +\$2312<br>+\$1245 | +\$2710<br>+\$1460 | +\$3539<br>+\$1906 | +\$4410<br>+\$2375 | OVERALL DIMENSIONS<br>W D H |  | SEAT DIMENSIONS<br>W D H |
| <b>Three Seater - Extended Back</b><br>COM Yardage: Back: 6.50; Seat: 3.50<br>Freight class: 250<br>Product weight: 165   198 shelf model<br>Cubic feet per carton: 79.25   108.5 shelf model |   |  |  | 78                      | 31               | 47               | 78                | 19                | 18                | 78                 | 29                 | RTA 00             |                    | 1 per carton       |                             |  |                          |
|    |    | <b>R27809B</b> Base Price: <b>\$7509</b><br><b>R27809SB</b> Base Price: <b>\$8521</b><br><br>Back/Arm upcharge: <b>+0</b><br>Seat upcharge: <b>+0</b>  | For power/USB unit, see electrical placement chart. Ganging not available. Add \$124 for (SSS), \$262 for (SBS) Add \$1330 for 72 lbs. (CW), (C6) Add \$311 for (SP) or \$1122 for (BS) Add \$43 for (TP) Add \$396 for (MB)               | 1/COM                   | 2                | 3                | 4                 | 5                 | 6                 | 7                  | 8                  | 9                  | 10                 | 11                 | 12                          |  |                          |
|   |   |  |  | +\$287<br>+\$119        | +\$512<br>+\$211 | +\$843<br>+\$348 | +\$1310<br>+\$540 | +\$1507<br>+\$621 | +\$1911<br>+\$788 | +\$2547<br>+\$1049 | +\$3023<br>+\$1245 | +\$3543<br>+\$1460 | +\$4628<br>+\$1906 | +\$5767<br>+\$2375 | OVERALL DIMENSIONS<br>W D H |  | SEAT DIMENSIONS<br>W D H |
| <b>Three Seater - Extended Back</b><br>COM Yardage: Back: 7.50; Seat: 3.50<br>Freight class: 250<br>Product weight: 190   220 shelf model<br>Cubic feet per carton: 86.25   114 shelf model   |   |  |  | 85                      | 31               | 47               | 78                | 19                | 18                | 78                 | 29                 | RTA 00             |                    | 1 per carton       |                             |  |                          |
|   |   | <b>R27809L</b> Base Price: <b>\$7121</b><br><b>R27809R</b> Base Price: <b>\$7121</b><br><br>Back/Arm upcharge: <b>+0</b><br>Seat upcharge: <b>+0</b>   | For power/USB unit, see electrical placement chart. Includes ganging hardware (1 side). Add \$124 for (SSS), \$235 for (SBS) Add \$1330 for 72 lbs. (CW), (C6) Add \$311 for (SP) or \$1122 for (BS) Add \$43 for (TP) Add \$396 for (MB)  | 1/COM                   | 2                | 3                | 4                 | 5                 | 6                 | 7                  | 8                  | 9                  | 10                 | 11                 | 12                          |  |                          |
|   |   |  |  | +\$254<br>+\$119        | +\$452<br>+\$211 | +\$744<br>+\$348 | +\$1156<br>+\$540 | +\$1330<br>+\$621 | +\$1686<br>+\$788 | +\$2248<br>+\$1049 | +\$2668<br>+\$1245 | +\$3126<br>+\$1460 | +\$4083<br>+\$1906 | +\$5089<br>+\$2375 | OVERALL DIMENSIONS<br>W D H |  | SEAT DIMENSIONS<br>W D H |
| <b>Three Seater - Extended Back</b><br>COM Yardage: Back: 7.50; Seat: 3.50<br>Freight class: 250<br>Product weight: 180<br>Cubic feet per carton: 86.25                                       |   |  |  | 81.5                    | 31               | 47               | 78                | 19                | 18                | 78                 | 29                 | RTA 00             |                    | 1 per carton       |                             |  |                          |
|    |  | <b>R27809SL</b> Base Price: <b>\$8132</b><br><b>R27809SR</b> Base Price: <b>\$8132</b><br><br>Back/Arm upcharge: <b>+0</b><br>Seat upcharge: <b>+0</b> | For power/USB unit, see electrical placement chart. Includes ganging hardware (1 side). Add \$124 for (SSS), \$235 for (SBS) Add \$1330 for 72 lbs. (CW), (C6) Add \$311 for (SP) or \$1122 for (BS) Add \$43 for (TP) Add \$396 for (MB)  | 1/COM                   | 2                | 3                | 4                 | 5                 | 6                 | 7                  | 8                  | 9                  | 10                 | 11                 | 12                          |  |                          |
|   |   |  |  | +\$254<br>+\$119        | +\$452<br>+\$211 | +\$744<br>+\$348 | +\$1156<br>+\$540 | +\$1330<br>+\$621 | +\$1686<br>+\$788 | +\$2248<br>+\$1049 | +\$2668<br>+\$1245 | +\$3126<br>+\$1460 | +\$4083<br>+\$1906 | +\$5089<br>+\$2375 | OVERALL DIMENSIONS<br>W D H |  | SEAT DIMENSIONS<br>W D H |
| <b>Three Seater - Extended Back</b><br>COM Yardage: Back: 7.50; Seat: 3.50<br>Freight class: 250<br>Product weight: 210<br>Cubic feet per carton: 114   |   |  |  | 81.5                    | 41.5             | 47               | 78                | 19                | 18                | 78                 | 29                 | RTA 00             |                    | 1 per carton       |                             |  |                          |

Shelf: 52W 10D 1H

| DESCRIPTION   | MODEL#/ FEATURES   | STANDARD TEXTILE GRADES |                    |   |               |               |                        |               |               |                        |                |                |                |                |                |
|---|--|-------------------------|--------------------|---|---------------|---------------|------------------------|---------------|---------------|------------------------|----------------|----------------|----------------|----------------|----------------|
|   |  | 1/COM                   | 2                  | 3   | 4             | 5             | 6                      | 7             | 8             | 9                      | 10             | 11             | 12             |                |                |
|  <p><b>R27810</b></p> <p><b>Bariatric Lounge Chair - Standard Back</b><br/>                     COM Yardage: Back: 2.25; Seat: 2<br/>                     Freight class: 250<br/>                     Product weight: 90<br/>                     Cubic feet per carton: 28.75</p>   | <b>R27810</b>  | Base Price:             | <b>\$3324</b>      |   |               |               |                        |               |               |                        |                |                |                |                |                |
|   |  | Back upcharge:          | <b>+0</b>          | <b>+\$76</b>  | <b>+\$137</b> | <b>+\$224</b> | <b>+\$348</b>          | <b>+\$399</b> | <b>+\$507</b> | <b>+\$675</b>          | <b>+\$801</b>  | <b>+\$938</b>  | <b>+\$1225</b> | <b>+\$1527</b> |                |
|   |  | Seat upcharge:          | <b>+0</b>          | <b>+\$68</b>  | <b>+\$121</b> | <b>+\$199</b> | <b>+\$309</b>          | <b>+\$355</b> | <b>+\$450</b> | <b>+\$600</b>          | <b>+\$712</b>  | <b>+\$834</b>  | <b>+\$1089</b> | <b>+\$1357</b> |                |
|   |  |                         |                    | <b>OVERALL DIMENSIONS</b>   |               |               | <b>SEAT DIMENSIONS</b> |               |               | <b>BACK DIMENSIONS</b> |                |                |                |                |                |
|   |  |                         |                    | <b>W</b>  | <b>D</b>      | <b>H</b>      | <b>W</b>               | <b>D</b>      | <b>H</b>      | <b>W</b>               | <b>H</b>       |                |                |                |                |
|   |  |                         |                    | 39  | 30            | 32            | 39                     | 19            | 18            | 39                     | 14             |                |                |                |                |
|   |  |                         |                    | <b>RTA 00</b>   |               |               | 1 per carton           |               |               |                        |                |                |                |                |                |
|   |  |                         |                    | For power/USB unit, see electrical placement chart.<br>Includes ganging hardware (2 sides).<br>Add \$74 for (SSS), \$91 for (SBS)<br>Add \$667 for 36 lbs. (CW)<br>Add \$146 for (SP) or \$716 for (BS)<br>Add \$43 for (TP)<br>Add \$199 for (MB)        |               |               |                        |               |               |                        |                |                |                |                |                |
|   |  <p><b>R27810B</b></p> <p><b>Bariatric Lounge Chair - Standard Back</b><br/>                     COM Yardage: Back: 4.25; Seat: 2<br/>                     Freight class: 250<br/>                     Product weight: 108<br/>                     Cubic feet per carton: 33</p> | <b>R27810B</b>          | Base Price:        | <b>\$4100</b>   |               |               |                        |               |               |                        |                |                |                |                |                |
|   |  |                         | Back/Arm upcharge: | <b>+0</b>   | <b>+\$144</b> | <b>+\$257</b> | <b>+\$422</b>          | <b>+\$656</b> | <b>+\$754</b> | <b>+\$956</b>          | <b>+\$1274</b> | <b>+\$1512</b> | <b>+\$1772</b> | <b>+\$2314</b> | <b>+\$2884</b> |
|   |  | Seat upcharge:          | <b>+0</b>          | <b>+\$68</b>  | <b>+\$121</b> | <b>+\$199</b> | <b>+\$309</b>          | <b>+\$355</b> | <b>+\$450</b> | <b>+\$600</b>          | <b>+\$712</b>  | <b>+\$834</b>  | <b>+\$1089</b> | <b>+\$1357</b> |                |
|   |  |                         |                    | <b>OVERALL DIMENSIONS</b>   |               |               | <b>SEAT DIMENSIONS</b> |               |               | <b>BACK DIMENSIONS</b> |                |                |                |                |                |
|   |  |                         |                    | <b>W</b>  | <b>D</b>      | <b>H</b>      | <b>W</b>               | <b>D</b>      | <b>H</b>      | <b>W</b>               | <b>H</b>       |                |                |                |                |
|   |  |                         |                    | 46  | 30            | 32            | 39                     | 19            | 18            | 39                     | 14             |                |                |                |                |
|   |  |                         |                    | <b>RTA 00</b>   |               |               | 1 per carton           |               |               |                        |                |                |                |                |                |
|   |  |                         |                    | For power/USB unit, see electrical placement chart.<br>Ganging not available.<br>Add \$74 for (SSS), \$147 for (SBS)<br>Add \$667 for 36 lbs. (CW)<br>Add \$146 for (SP) or \$716 for (BS)<br>Add \$43 for (TP)<br>Add \$199 for (MB)                     |               |               |                        |               |               |                        |                |                |                |                |                |
|   <p><b>R27810L</b></p> <p><b>Bariatric Lounge Chair - Standard Back</b><br/>                     COM Yardage: Back: 3.25; Seat: 2<br/>                     Freight class: 250<br/>                     Product weight: 98<br/>                     Cubic feet per carton: 33</p> |  | <b>R27810L</b>          | Base Price:        | <b>\$3712</b>   |               |               |                        |               |               |                        |                |                |                |                |                |
|   |  | <b>R27810R</b>          | Base Price:        | <b>\$3712</b>   |               |               |                        |               |               |                        |                |                |                |                |                |
|   |  | Back/Arm upcharge:      | <b>+0</b>          | <b>+\$110</b>   | <b>+\$197</b> | <b>+\$323</b> | <b>+\$502</b>          | <b>+\$577</b> | <b>+\$732</b> | <b>+\$974</b>          | <b>+\$1157</b> | <b>+\$1355</b> | <b>+\$1770</b> | <b>+\$2205</b> |                |
|   |  | Seat upcharge:          | <b>+0</b>          | <b>+\$68</b>  | <b>+\$121</b> | <b>+\$199</b> | <b>+\$309</b>          | <b>+\$355</b> | <b>+\$450</b> | <b>+\$600</b>          | <b>+\$712</b>  | <b>+\$834</b>  | <b>+\$1089</b> | <b>+\$1357</b> |                |
|   |  |                         |                    | <b>OVERALL DIMENSIONS</b>   |               |               | <b>SEAT DIMENSIONS</b> |               |               | <b>BACK DIMENSIONS</b> |                |                |                |                |                |
|   |  |                         |                    | <b>W</b>  | <b>D</b>      | <b>H</b>      | <b>W</b>               | <b>D</b>      | <b>H</b>      | <b>W</b>               | <b>H</b>       |                |                |                |                |
|   |  |                         |                    | 42.5  | 30            | 32            | 39                     | 19            | 18            | 39                     | 14             |                |                |                |                |
|   |  |                         |                    | <b>RTA 00</b>   |               |               | 1 per carton           |               |               |                        |                |                |                |                |                |
|   |  |                         |                    | For power/USB unit, see electrical placement chart.<br>Includes ganging hardware (1 side).<br>Add \$74 for (SSS), \$119 for (SBS)<br>Add \$667 for 36 lbs. (CW)<br>Add \$146 for (SP) or \$716 for (BS)<br>Add \$43 for (TP)<br>Add \$199 for (MB)        |               |               |                        |               |               |                        |                |                |                |                |                |
|   |  <p><b>R27811</b></p> <p><b>Bariatric Lounge Chair - High Back</b><br/>                     COM Yardage: Back: 2.75; Seat: 2<br/>                     Freight class: 250<br/>                     Product weight: 98<br/>                     Cubic feet per carton: 36</p>     | <b>R27811</b>           | Base Price:        | <b>\$3697</b>   |               |               |                        |               |               |                        |                |                |                |                |                |
|   |  | Back upcharge:          | <b>+0</b>          | <b>+\$93</b>  | <b>+\$166</b> | <b>+\$274</b> | <b>+\$425</b>          | <b>+\$488</b> | <b>+\$619</b> | <b>+\$824</b>          | <b>+\$978</b>  | <b>+\$1147</b> | <b>+\$1498</b> | <b>+\$4580</b> |                |
|   |  | Seat upcharge:          | <b>+0</b>          | <b>+\$119</b>   | <b>+\$121</b> | <b>+\$199</b> | <b>+\$309</b>          | <b>+\$355</b> | <b>+\$450</b> | <b>+\$600</b>          | <b>+\$712</b>  | <b>+\$834</b>  | <b>+\$1089</b> | <b>+\$1357</b> |                |
|   |  |                         |                    | <b>OVERALL DIMENSIONS</b>   |               |               | <b>SEAT DIMENSIONS</b> |               |               | <b>BACK DIMENSIONS</b> |                |                |                |                |                |
|   |  |                         |                    | <b>W</b>  | <b>D</b>      | <b>H</b>      | <b>W</b>               | <b>D</b>      | <b>H</b>      | <b>W</b>               | <b>H</b>       |                |                |                |                |
|   |  |                         |                    | 39  | 30.5          | 41.5          | 39                     | 19            | 18            | 39                     | 23.5           |                |                |                |                |
|   |  |                         |                    | <b>RTA 00</b>   |               |               | 1 per carton           |               |               |                        |                |                |                |                |                |
|   |  |                         |                    | For power/USB unit, see electrical placement chart.<br>Includes ganging hardware (2 sides).<br>Add \$74 for (SSS), \$117 for (SBS)<br>Add \$667 for 36 lbs. (CW), (CG)<br>Add \$146 for (SP) or \$716 for (BS)<br>Add \$43 for (TP)<br>Add \$199 for (MB) |               |               |                        |               |               |                        |                |                |                |                |                |

DESCRIPTION MODEL#/ FEATURES STANDARD TEXTILE GRADES



R27811B

**Bariatric Lounge Chair - High Back**

COM Yardage: Back: 4.75; Seat: 2  
Freight class: 250  
Product weight: 117.5  
Cubic feet per carton: 42.25

R27811B Base Price:

\$4473

Back/Arm upcharge:

+0 +\$161 +\$286 +\$472 +\$733 +\$842 +\$1068 +\$1424 +\$1690 +\$1981 +\$2586 +\$3224

Seat upcharge:

+0 +\$68 +\$121 +\$199 +\$309 +\$355 +\$450 +\$600 +\$712 +\$834 +\$1089 +\$1357

For power/USB unit, see electrical placement chart.  
Ganging not available.

Add \$74 for (SSS), \$171 for (SBS)

Add \$667 for 36 lbs. (CW), (C6)

Add \$146 for (SP) or \$716 for (BS)

Add \$43 for (TP)

Add \$199 for (MB)

OVERALL DIMENSIONS

W D H

46 30.5 41.5

SEAT DIMENSIONS

W D H

39 19 18

BACK DIMENSIONS

W H

39 23.5

RTA 00

1 per carton



R27811L

**Bariatric Lounge Chair - High Back**

COM Yardage: Back: 3.75; Seat: 2  
Freight class: 250  
Product weight: 107.5  
Cubic feet per carton: 42.25



R27811R

R27811L Base Price:

\$4085

R27811R Base Price:

\$4085

Back/Arm upcharge:

+0 +\$127 +\$226 +\$373 +\$579 +\$665 +\$843 +\$1124 +\$1334 +\$1564 +\$2042 +\$2545

Seat upcharge:

+0 +\$68 +\$121 +\$199 +\$309 +\$355 +\$450 +\$600 +\$712 +\$834 +\$1089 +\$1357

For power/USB unit, see electrical placement chart.

Includes ganging hardware (1 side).

Add \$74 for (SSS), \$145 for (SBS)

Add \$667 for 36 lbs. (CW), (C6)

Add \$146 for (SP) or \$716 for (BS)

Add \$43 for (TP)

Add \$199 for (MB)

OVERALL DIMENSIONS

W D H

42.5 30.5 41.5

SEAT DIMENSIONS

W D H

39 19 18

BACK DIMENSIONS

W H

39 23.5

RTA 00

1 per carton



R27812

**Bariatric Lounge Chair - Extended Back**

COM Yardage: Back: 3.25; Seat: 2  
Freight class: 250  
Product weight: 115  
Cubic feet per carton: 41

R27812 Base Price:

\$3913

Back upcharge:

+0 +\$110 +\$197 +\$323 +\$502 +\$577 +\$732 +\$974 +\$1157 +\$1355 +\$1770 +\$2205

Seat upcharge:

+0 +\$68 +\$121 +\$199 +\$309 +\$355 +\$450 +\$600 +\$712 +\$834 +\$1089 +\$1357

For power/USB unit, see electrical placement chart.

Includes ganging hardware (2 sides).

Add \$74 for (SSS), \$126 for (SBS)

Add \$667 for 36 lbs. (CW), (C6)

Add \$146 for (SP) or \$716 for (BS)

Add \$43 for (TP)

Add \$199 for (MB)

OVERALL DIMENSIONS

W D H

39 31 47

SEAT DIMENSIONS

W D H

39 19 18

BACK DIMENSIONS

W H

39 29

RTA 00

1 per carton



R27812B

**Bariatric Lounge Chair - Extended Back**

COM Yardage: Back: 5.25; Seat: 2  
Freight class: 250  
Product weight: 132.5  
Cubic feet per carton: 47.25

R27812B Base Price:

\$4691

Back/Arm upcharge:

+0 +\$178 +\$317 +\$522 +\$810 +\$931 +\$1181 +\$1574 +\$1868 +\$2189 +\$2858 +\$3562

Seat upcharge:

+0 +\$68 +\$121 +\$199 +\$309 +\$355 +\$450 +\$600 +\$712 +\$834 +\$1089 +\$1357

For power/USB unit, see electrical placement chart.

Ganging not available.

Add \$74 for (SSS), \$181 for (SBS)

Add \$667 for 36 lbs. (CW), (C6)

Add \$146 for (SP) or \$716 for (BS)

Add \$43 for (TP)

Add \$199 for (MB)

OVERALL DIMENSIONS

W D H

46 31 47

SEAT DIMENSIONS

W D H

39 19 18





BACK DIMENSIONS





W H





39 29





RTA 00









1 per carton





| DESCRIPTION   |  | MODEL#/ FEATURES  |   | STANDARD TEXTILE GRADES   |    |                 |    |   |   |   |   |   |    |    |    |        |              |  |  |  |  |  |  |  |  |  |  |  |  |  |  |                    |  |  |                 |  |  |                 |  |  |  |  |  |   |   |   |   |   |   |   |   |  |  |  |  |  |  |  |  |      |      |    |    |    |    |    |    |  |  |  |  |  |  |  |  |  |  |  |  |   |  |  |  |  |  |  |  |  |  |  |  |        |              |  |  |  |  |  |  |  |  |  |  |
|---|--|---|---|---|----|-----------------|----|---|---|---|---|---|----|----|----|--------|--------------|--|--|--|--|--|--|--|--|--|--|--|--|--|--|--------------------|--|--|-----------------|--|--|-----------------|--|--|--|--|--|---|---|---|---|---|---|---|---|--|--|--|--|--|--|--|--|------|------|----|----|----|----|----|----|--|--|--|--|--|--|--|--|--|--|--|--|---|--|--|--|--|--|--|--|--|--|--|--|--------|--------------|--|--|--|--|--|--|--|--|--|--|
|   |  |   |   | 1/COM   | 2  | 3               | 4  | 5 | 6 | 7 | 8 | 9 | 10 | 11 | 12 |        |              |  |  |  |  |  |  |  |  |  |  |  |  |  |  |                    |  |  |                 |  |  |                 |  |  |  |  |  |   |   |   |   |   |   |   |   |  |  |  |  |  |  |  |  |      |      |    |    |    |    |    |    |  |  |  |  |  |  |  |  |  |  |  |  |   |  |  |  |  |  |  |  |  |  |  |  |        |              |  |  |  |  |  |  |  |  |  |  |
|    | <p><b>R27812L</b></p> <p><b>Bariatric Lounge Chair - Extended Back</b><br/>COM Yardage: Back: 4.25; Seat: 2<br/>Freight class: 250<br/>Product weight: 122.5<br/>Cubic feet per carton: 47.25</p>                                | <p><b>R27812R</b></p> <p>For power/USB unit, see electrical placement chart.<br/>Includes ganging hardware (1 side).<br/>Add \$74 for (SSS), \$153 for (SBS)<br/>Add \$667 for 36 lbs. (CW), (C6)<br/>Add \$146 for (SP) or \$716 for (BS)<br/>Add \$43 for (TP)<br/>Add \$199 for (MB)</p>   | <p>Base Price: <b>\$4304</b><br/>Base Price: <b>\$4304</b></p> <p>Back/Arm upcharge: <b>+0</b><br/>Seat upcharge: <b>+0</b></p> | <table border="1"> <tr> <td></td><td></td><td></td><td></td><td></td><td></td><td></td><td></td><td></td><td></td><td></td><td></td><td></td><td></td><td></td><td></td> </tr> <tr> <td colspan="3">OVERALL DIMENSIONS</td> <td colspan="3">SEAT DIMENSIONS</td> <td colspan="6">BACK DIMENSIONS</td> </tr> <tr> <td>W</td><td>D</td><td>H</td> <td>W</td><td>D</td><td>H</td> <td>W</td><td>H</td><td colspan="8"></td> </tr> <tr> <td>42.5</td><td>31</td><td>47</td> <td>39</td><td>19</td><td>18</td> <td>39</td><td>29</td><td colspan="8"></td> </tr> <tr> <td colspan="4"></td> <td colspan="12"> <table border="1"> <tr> <td>RTA 00</td> <td colspan="11">1 per carton</td> </tr> </table> </td> </tr> </table>   |    |                 |    |   |   |   |   |   |    |    |    |        |              |  |  |  |  |  |  |  |  |  |  |  |  |  |  | OVERALL DIMENSIONS |  |  | SEAT DIMENSIONS |  |  | BACK DIMENSIONS |  |  |  |  |  | W | D | H | W | D | H | W | H |  |  |  |  |  |  |  |  | 42.5 | 31   | 47 | 39 | 19 | 18 | 39 | 29 |  |  |  |  |  |  |  |  |  |  |  |  | <table border="1"> <tr> <td>RTA 00</td> <td colspan="11">1 per carton</td> </tr> </table> |  |  |  |  |  |  |  |  |  |  |  | RTA 00 | 1 per carton |  |  |  |  |  |  |  |  |  |  |
|   |  |   |   |   |    |                 |    |   |   |   |   |   |    |    |    |        |              |  |  |  |  |  |  |  |  |  |  |  |  |  |  |                    |  |  |                 |  |  |                 |  |  |  |  |  |   |   |   |   |   |   |   |   |  |  |  |  |  |  |  |  |      |      |    |    |    |    |    |    |  |  |  |  |  |  |  |  |  |  |  |  |   |  |  |  |  |  |  |  |  |  |  |  |        |              |  |  |  |  |  |  |  |  |  |  |
| OVERALL DIMENSIONS  |  |   | SEAT DIMENSIONS   |   |    | BACK DIMENSIONS |    |   |   |   |   |   |    |    |    |        |              |  |  |  |  |  |  |  |  |  |  |  |  |  |  |                    |  |  |                 |  |  |                 |  |  |  |  |  |   |   |   |   |   |   |   |   |  |  |  |  |  |  |  |  |      |      |    |    |    |    |    |    |  |  |  |  |  |  |  |  |  |  |  |  |   |  |  |  |  |  |  |  |  |  |  |  |        |              |  |  |  |  |  |  |  |  |  |  |
| W   | D  | H   | W   | D   | H  | W               | H  |   |   |   |   |   |    |    |    |        |              |  |  |  |  |  |  |  |  |  |  |  |  |  |  |                    |  |  |                 |  |  |                 |  |  |  |  |  |   |   |   |   |   |   |   |   |  |  |  |  |  |  |  |  |      |      |    |    |    |    |    |    |  |  |  |  |  |  |  |  |  |  |  |  |   |  |  |  |  |  |  |  |  |  |  |  |        |              |  |  |  |  |  |  |  |  |  |  |
| 42.5  | 31   | 47  | 39  | 19  | 18 | 39              | 29 |   |   |   |   |   |    |    |    |        |              |  |  |  |  |  |  |  |  |  |  |  |  |  |  |                    |  |  |                 |  |  |                 |  |  |  |  |  |   |   |   |   |   |   |   |   |  |  |  |  |  |  |  |  |      |      |    |    |    |    |    |    |  |  |  |  |  |  |  |  |  |  |  |  |   |  |  |  |  |  |  |  |  |  |  |  |        |              |  |  |  |  |  |  |  |  |  |  |
|   |  |   |   | <table border="1"> <tr> <td>RTA 00</td> <td colspan="11">1 per carton</td> </tr> </table>   |    |                 |    |   |   |   |   |   |    |    |    | RTA 00 | 1 per carton |  |  |  |  |  |  |  |  |  |  |  |  |  |  |                    |  |  |                 |  |  |                 |  |  |  |  |  |   |   |   |   |   |   |   |   |  |  |  |  |  |  |  |  |      |      |    |    |    |    |    |    |  |  |  |  |  |  |  |  |  |  |  |  |   |  |  |  |  |  |  |  |  |  |  |  |        |              |  |  |  |  |  |  |  |  |  |  |
| RTA 00  | 1 per carton   |   |   |   |    |                 |    |   |   |   |   |   |    |    |    |        |              |  |  |  |  |  |  |  |  |  |  |  |  |  |  |                    |  |  |                 |  |  |                 |  |  |  |  |  |   |   |   |   |   |   |   |   |  |  |  |  |  |  |  |  |      |      |    |    |    |    |    |    |  |  |  |  |  |  |  |  |  |  |  |  |   |  |  |  |  |  |  |  |  |  |  |  |        |              |  |  |  |  |  |  |  |  |  |  |
|    | <p><b>R27815</b></p> <p><b>Inside Curve Two Seater - Standard Back</b><br/>COM Yardage: Back: 3; Seat: 2<br/>Freight class: 250<br/>Product weight: 93   119 shelf model<br/>Cubic feet per carton: 42.75   63.5 shelf model</p> | <p><b>R27815S</b></p> <p>For power/USB unit, see electrical placement chart.<br/>Includes ganging hardware (2 sides).<br/>Add \$91 for (SSS), \$126 for (SBS)<br/>Add \$1330 for 72 lbs. (CW), (C6)<br/>Add \$184 for (SP) or \$816 for (BS)<br/>Add \$43 for (TP)<br/>Add \$266 for (MB)</p> | <p>Base Price: <b>\$3582</b><br/>Base Price: <b>\$4692</b></p> <p>Back upcharge: <b>+0</b><br/>Seat upcharge: <b>+0</b></p>     | <table border="1"> <tr> <td></td><td></td><td></td><td></td><td></td><td></td><td></td><td></td><td></td><td></td><td></td><td></td><td></td><td></td><td></td><td></td> </tr> <tr> <td colspan="3">OVERALL DIMENSIONS</td> <td colspan="3">SEAT DIMENSIONS</td> <td colspan="6">BACK DIMENSIONS</td> </tr> <tr> <td>W</td><td>D</td><td>H</td> <td>W</td><td>D</td><td>H</td> <td>W</td><td>H</td><td colspan="8"></td> </tr> <tr> <td>50.5</td><td>30</td><td>32</td> <td>42</td><td>19</td><td>18</td> <td>51</td><td>14</td><td colspan="8"></td> </tr> <tr> <td colspan="4"></td> <td colspan="12"> <table border="1"> <tr> <td>RTA 00</td> <td colspan="11">1 per carton</td> </tr> </table> </td> </tr> </table>   |    |                 |    |   |   |   |   |   |    |    |    |        |              |  |  |  |  |  |  |  |  |  |  |  |  |  |  | OVERALL DIMENSIONS |  |  | SEAT DIMENSIONS |  |  | BACK DIMENSIONS |  |  |  |  |  | W | D | H | W | D | H | W | H |  |  |  |  |  |  |  |  | 50.5 | 30   | 32 | 42 | 19 | 18 | 51 | 14 |  |  |  |  |  |  |  |  |  |  |  |  | <table border="1"> <tr> <td>RTA 00</td> <td colspan="11">1 per carton</td> </tr> </table> |  |  |  |  |  |  |  |  |  |  |  | RTA 00 | 1 per carton |  |  |  |  |  |  |  |  |  |  |
|   |  |   |   |   |    |                 |    |   |   |   |   |   |    |    |    |        |              |  |  |  |  |  |  |  |  |  |  |  |  |  |  |                    |  |  |                 |  |  |                 |  |  |  |  |  |   |   |   |   |   |   |   |   |  |  |  |  |  |  |  |  |      |      |    |    |    |    |    |    |  |  |  |  |  |  |  |  |  |  |  |  |   |  |  |  |  |  |  |  |  |  |  |  |        |              |  |  |  |  |  |  |  |  |  |  |
| OVERALL DIMENSIONS  |  |   | SEAT DIMENSIONS   |   |    | BACK DIMENSIONS |    |   |   |   |   |   |    |    |    |        |              |  |  |  |  |  |  |  |  |  |  |  |  |  |  |                    |  |  |                 |  |  |                 |  |  |  |  |  |   |   |   |   |   |   |   |   |  |  |  |  |  |  |  |  |      |      |    |    |    |    |    |    |  |  |  |  |  |  |  |  |  |  |  |  |   |  |  |  |  |  |  |  |  |  |  |  |        |              |  |  |  |  |  |  |  |  |  |  |
| W   | D  | H   | W   | D   | H  | W               | H  |   |   |   |   |   |    |    |    |        |              |  |  |  |  |  |  |  |  |  |  |  |  |  |  |                    |  |  |                 |  |  |                 |  |  |  |  |  |   |   |   |   |   |   |   |   |  |  |  |  |  |  |  |  |      |      |    |    |    |    |    |    |  |  |  |  |  |  |  |  |  |  |  |  |   |  |  |  |  |  |  |  |  |  |  |  |        |              |  |  |  |  |  |  |  |  |  |  |
| 50.5  | 30   | 32  | 42  | 19  | 18 | 51              | 14 |   |   |   |   |   |    |    |    |        |              |  |  |  |  |  |  |  |  |  |  |  |  |  |  |                    |  |  |                 |  |  |                 |  |  |  |  |  |   |   |   |   |   |   |   |   |  |  |  |  |  |  |  |  |      |      |    |    |    |    |    |    |  |  |  |  |  |  |  |  |  |  |  |  |   |  |  |  |  |  |  |  |  |  |  |  |        |              |  |  |  |  |  |  |  |  |  |  |
|   |  |   |   | <table border="1"> <tr> <td>RTA 00</td> <td colspan="11">1 per carton</td> </tr> </table>   |    |                 |    |   |   |   |   |   |    |    |    | RTA 00 | 1 per carton |  |  |  |  |  |  |  |  |  |  |  |  |  |  |                    |  |  |                 |  |  |                 |  |  |  |  |  |   |   |   |   |   |   |   |   |  |  |  |  |  |  |  |  |      |      |    |    |    |    |    |    |  |  |  |  |  |  |  |  |  |  |  |  |   |  |  |  |  |  |  |  |  |  |  |  |        |              |  |  |  |  |  |  |  |  |  |  |
| RTA 00  | 1 per carton   |   |   |   |    |                 |    |   |   |   |   |   |    |    |    |        |              |  |  |  |  |  |  |  |  |  |  |  |  |  |  |                    |  |  |                 |  |  |                 |  |  |  |  |  |   |   |   |   |   |   |   |   |  |  |  |  |  |  |  |  |      |      |    |    |    |    |    |    |  |  |  |  |  |  |  |  |  |  |  |  |   |  |  |  |  |  |  |  |  |  |  |  |        |              |  |  |  |  |  |  |  |  |  |  |
|  | <p><b>R27815L</b></p> <p><b>Inside Curve Two Seater - Standard Back</b><br/>COM Yardage: Back: 4; Seat: 2<br/>Freight class: 250<br/>Product weight: 102<br/>Cubic feet per carton: 43.5</p>                                     | <p><b>R27815R</b></p> <p>For power/USB unit, see electrical placement chart.<br/>Includes ganging hardware (1 side).<br/>Add \$91 for (SSS), \$153 for (SBS)<br/>Add \$1330 for 72 lbs. (CW), (C6)<br/>Add \$184 for (SP) or \$816 for (BS)<br/>Add \$43 for (TP)<br/>Add \$266 for (MB)</p>  | <p>Base Price: <b>\$3972</b><br/>Base Price: <b>\$3972</b></p> <p>Back/Arm upcharge: <b>+0</b><br/>Seat upcharge: <b>+0</b></p> | <table border="1"> <tr> <td></td><td></td><td></td><td></td><td></td><td></td><td></td><td></td><td></td><td></td><td></td><td></td><td></td><td></td><td></td><td></td> </tr> <tr> <td colspan="3">OVERALL DIMENSIONS</td> <td colspan="3">SEAT DIMENSIONS</td> <td colspan="6">BACK DIMENSIONS</td> </tr> <tr> <td>W</td><td>D</td><td>H</td> <td>W</td><td>D</td><td>H</td> <td>W</td><td>H</td><td colspan="8"></td> </tr> <tr> <td>54</td><td>30</td><td>32</td> <td>42</td><td>19</td><td>18</td> <td>51</td><td>14</td><td colspan="8"></td> </tr> <tr> <td colspan="4"></td> <td colspan="12"> <table border="1"> <tr> <td>RTA 00</td> <td colspan="11">1 per carton</td> </tr> </table> </td> </tr> </table>     |    |                 |    |   |   |   |   |   |    |    |    |        |              |  |  |  |  |  |  |  |  |  |  |  |  |  |  | OVERALL DIMENSIONS |  |  | SEAT DIMENSIONS |  |  | BACK DIMENSIONS |  |  |  |  |  | W | D | H | W | D | H | W | H |  |  |  |  |  |  |  |  | 54   | 30   | 32 | 42 | 19 | 18 | 51 | 14 |  |  |  |  |  |  |  |  |  |  |  |  | <table border="1"> <tr> <td>RTA 00</td> <td colspan="11">1 per carton</td> </tr> </table> |  |  |  |  |  |  |  |  |  |  |  | RTA 00 | 1 per carton |  |  |  |  |  |  |  |  |  |  |
|   |  |   |   |   |    |                 |    |   |   |   |   |   |    |    |    |        |              |  |  |  |  |  |  |  |  |  |  |  |  |  |  |                    |  |  |                 |  |  |                 |  |  |  |  |  |   |   |   |   |   |   |   |   |  |  |  |  |  |  |  |  |      |      |    |    |    |    |    |    |  |  |  |  |  |  |  |  |  |  |  |  |   |  |  |  |  |  |  |  |  |  |  |  |        |              |  |  |  |  |  |  |  |  |  |  |
| OVERALL DIMENSIONS  |  |   | SEAT DIMENSIONS   |   |    | BACK DIMENSIONS |    |   |   |   |   |   |    |    |    |        |              |  |  |  |  |  |  |  |  |  |  |  |  |  |  |                    |  |  |                 |  |  |                 |  |  |  |  |  |   |   |   |   |   |   |   |   |  |  |  |  |  |  |  |  |      |      |    |    |    |    |    |    |  |  |  |  |  |  |  |  |  |  |  |  |   |  |  |  |  |  |  |  |  |  |  |  |        |              |  |  |  |  |  |  |  |  |  |  |
| W   | D  | H   | W   | D   | H  | W               | H  |   |   |   |   |   |    |    |    |        |              |  |  |  |  |  |  |  |  |  |  |  |  |  |  |                    |  |  |                 |  |  |                 |  |  |  |  |  |   |   |   |   |   |   |   |   |  |  |  |  |  |  |  |  |      |      |    |    |    |    |    |    |  |  |  |  |  |  |  |  |  |  |  |  |   |  |  |  |  |  |  |  |  |  |  |  |        |              |  |  |  |  |  |  |  |  |  |  |
| 54  | 30   | 32  | 42  | 19  | 18 | 51              | 14 |   |   |   |   |   |    |    |    |        |              |  |  |  |  |  |  |  |  |  |  |  |  |  |  |                    |  |  |                 |  |  |                 |  |  |  |  |  |   |   |   |   |   |   |   |   |  |  |  |  |  |  |  |  |      |      |    |    |    |    |    |    |  |  |  |  |  |  |  |  |  |  |  |  |   |  |  |  |  |  |  |  |  |  |  |  |        |              |  |  |  |  |  |  |  |  |  |  |
|   |  |   |   | <table border="1"> <tr> <td>RTA 00</td> <td colspan="11">1 per carton</td> </tr> </table>   |    |                 |    |   |   |   |   |   |    |    |    | RTA 00 | 1 per carton |  |  |  |  |  |  |  |  |  |  |  |  |  |  |                    |  |  |                 |  |  |                 |  |  |  |  |  |   |   |   |   |   |   |   |   |  |  |  |  |  |  |  |  |      |      |    |    |    |    |    |    |  |  |  |  |  |  |  |  |  |  |  |  |   |  |  |  |  |  |  |  |  |  |  |  |        |              |  |  |  |  |  |  |  |  |  |  |
| RTA 00  | 1 per carton   |   |   |   |    |                 |    |   |   |   |   |   |    |    |    |        |              |  |  |  |  |  |  |  |  |  |  |  |  |  |  |                    |  |  |                 |  |  |                 |  |  |  |  |  |   |   |   |   |   |   |   |   |  |  |  |  |  |  |  |  |      |      |    |    |    |    |    |    |  |  |  |  |  |  |  |  |  |  |  |  |   |  |  |  |  |  |  |  |  |  |  |  |        |              |  |  |  |  |  |  |  |  |  |  |
|  | <p><b>R27815SL</b></p> <p><b>Inside Curve Two Seater - Standard Back</b><br/>COM Yardage: Back: 4; Seat: 2<br/>Freight class: 250<br/>Product weight: 102   128 shelf model<br/>Cubic feet per carton: 43.5   65 shelf model</p> | <p><b>R27815SR</b></p> <p>For power/USB unit, see electrical placement chart.<br/>Includes ganging hardware (1 side).<br/>Add \$91 for (SSS), \$153 for (SBS)<br/>Add \$1330 for 72 lbs. (CW), (C6)<br/>Add \$184 for (SP) or \$816 for (BS)<br/>Add \$43 for (TP)<br/>Add \$266 for (MB)</p> | <p>Base Price: <b>\$5081</b><br/>Base Price: <b>\$5081</b></p> <p>Back/Arm upcharge: <b>+0</b><br/>Seat upcharge: <b>+0</b></p> | <table border="1"> <tr> <td></td><td></td><td></td><td></td><td></td><td></td><td></td><td></td><td></td><td></td><td></td><td></td><td></td><td></td><td></td><td></td> </tr> <tr> <td colspan="3">OVERALL DIMENSIONS</td> <td colspan="3">SEAT DIMENSIONS</td> <td colspan="6">BACK DIMENSIONS</td> </tr> <tr> <td>W</td><td>D</td><td>H</td> <td>W</td><td>D</td><td>H</td> <td>W</td><td>H</td><td colspan="8"></td> </tr> <tr> <td>61.5</td><td>40.5</td><td>32</td> <td>42</td><td>19</td><td>18</td> <td>51</td><td>14</td><td colspan="8"></td> </tr> <tr> <td colspan="4"></td> <td colspan="12"> <table border="1"> <tr> <td>RTA 00</td> <td colspan="11">1 per carton</td> </tr> </table> </td> </tr> </table> |    |                 |    |   |   |   |   |   |    |    |    |        |              |  |  |  |  |  |  |  |  |  |  |  |  |  |  | OVERALL DIMENSIONS |  |  | SEAT DIMENSIONS |  |  | BACK DIMENSIONS |  |  |  |  |  | W | D | H | W | D | H | W | H |  |  |  |  |  |  |  |  | 61.5 | 40.5 | 32 | 42 | 19 | 18 | 51 | 14 |  |  |  |  |  |  |  |  |  |  |  |  | <table border="1"> <tr> <td>RTA 00</td> <td colspan="11">1 per carton</td> </tr> </table> |  |  |  |  |  |  |  |  |  |  |  | RTA 00 | 1 per carton |  |  |  |  |  |  |  |  |  |  |
|   |  |   |   |   |    |                 |    |   |   |   |   |   |    |    |    |        |              |  |  |  |  |  |  |  |  |  |  |  |  |  |  |                    |  |  |                 |  |  |                 |  |  |  |  |  |   |   |   |   |   |   |   |   |  |  |  |  |  |  |  |  |      |      |    |    |    |    |    |    |  |  |  |  |  |  |  |  |  |  |  |  |   |  |  |  |  |  |  |  |  |  |  |  |        |              |  |  |  |  |  |  |  |  |  |  |
| OVERALL DIMENSIONS  |  |   | SEAT DIMENSIONS   |   |    | BACK DIMENSIONS |    |   |   |   |   |   |    |    |    |        |              |  |  |  |  |  |  |  |  |  |  |  |  |  |  |                    |  |  |                 |  |  |                 |  |  |  |  |  |   |   |   |   |   |   |   |   |  |  |  |  |  |  |  |  |      |      |    |    |    |    |    |    |  |  |  |  |  |  |  |  |  |  |  |  |   |  |  |  |  |  |  |  |  |  |  |  |        |              |  |  |  |  |  |  |  |  |  |  |
| W   | D  | H   | W   | D   | H  | W               | H  |   |   |   |   |   |    |    |    |        |              |  |  |  |  |  |  |  |  |  |  |  |  |  |  |                    |  |  |                 |  |  |                 |  |  |  |  |  |   |   |   |   |   |   |   |   |  |  |  |  |  |  |  |  |      |      |    |    |    |    |    |    |  |  |  |  |  |  |  |  |  |  |  |  |   |  |  |  |  |  |  |  |  |  |  |  |        |              |  |  |  |  |  |  |  |  |  |  |
| 61.5  | 40.5   | 32  | 42  | 19  | 18 | 51              | 14 |   |   |   |   |   |    |    |    |        |              |  |  |  |  |  |  |  |  |  |  |  |  |  |  |                    |  |  |                 |  |  |                 |  |  |  |  |  |   |   |   |   |   |   |   |   |  |  |  |  |  |  |  |  |      |      |    |    |    |    |    |    |  |  |  |  |  |  |  |  |  |  |  |  |   |  |  |  |  |  |  |  |  |  |  |  |        |              |  |  |  |  |  |  |  |  |  |  |
|   |  |   |   | <table border="1"> <tr> <td>RTA 00</td> <td colspan="11">1 per carton</td> </tr> </table>   |    |                 |    |   |   |   |   |   |    |    |    | RTA 00 | 1 per carton |  |  |  |  |  |  |  |  |  |  |  |  |  |  |                    |  |  |                 |  |  |                 |  |  |  |  |  |   |   |   |   |   |   |   |   |  |  |  |  |  |  |  |  |      |      |    |    |    |    |    |    |  |  |  |  |  |  |  |  |  |  |  |  |   |  |  |  |  |  |  |  |  |  |  |  |        |              |  |  |  |  |  |  |  |  |  |  |
| RTA 00  | 1 per carton   |   |   |   |    |                 |    |   |   |   |   |   |    |    |    |        |              |  |  |  |  |  |  |  |  |  |  |  |  |  |  |                    |  |  |                 |  |  |                 |  |  |  |  |  |   |   |   |   |   |   |   |   |  |  |  |  |  |  |  |  |      |      |    |    |    |    |    |    |  |  |  |  |  |  |  |  |  |  |  |  |   |  |  |  |  |  |  |  |  |  |  |  |        |              |  |  |  |  |  |  |  |  |  |  |

| DESCRIPTION   |   | MODEL#/ FEATURES   |   | STANDARD TEXTILE GRADES |    |                    |      |   |                 |   |   |                 |    |    |    |   |   |   |   |   |   |   |   |      |      |      |    |    |    |    |      |  |  |  |  |  |  |  |  |  |  |  |
|---|---|--|---|-------------------------|----|--------------------|------|---|-----------------|---|---|-----------------|----|----|----|---|---|---|---|---|---|---|---|------|------|------|----|----|----|----|------|--|--|--|--|--|--|--|--|--|--|--|
|   |   |  |   | 1/COM                   | 2  | 3                  | 4    | 5 | 6               | 7 | 8 | 9               | 10 | 11 | 12 |   |   |   |   |   |   |   |   |      |      |      |    |    |    |    |      |  |  |  |  |  |  |  |  |  |  |  |
|  <p><b>R27816</b></p> <p><b>Inside Curve Two Seater - High Back</b><br/>COM Yardage: Back: 3.50; Seat: 2<br/>Freight class: 300<br/>Product weight: 106   132 shelf model<br/>Cubic feet per carton: 53.75   79.75 shelf model</p> | <p><b>R27816S</b></p> <p>For power/USB unit, see electrical placement chart.<br/>Includes ganging hardware (2 sides).<br/>Add \$91 for (SSS), \$166 for (SBS)<br/>Add \$1330 for 72 lbs. (CW), (C6)<br/>Add \$184 for (SP) or \$816 for (BS)<br/>Add \$43 for (TP)<br/>Add \$266 for (MB)</p> | <p><b>R27816</b> Base Price: <b>\$4663</b></p> <p><b>R27816S</b> Base Price: <b>\$5704</b></p> <p>Back upcharge: <b>+0</b></p> <p>Seat upcharge: <b>+0</b></p>   | <p><b>\$4663</b></p> <p><b>\$5704</b></p> <p><b>+0</b></p> <p><b>+0</b></p> |                         |    |                    |      |   |                 |   |   |                 |    |    |    |   |   |   |   |   |   |   |   |      |      |      |    |    |    |    |      |  |  |  |  |  |  |  |  |  |  |  |
|   |   | <p>Shelf: 52W 10D 1H</p> <table border="1"> <thead> <tr> <th colspan="3">OVERALL DIMENSIONS</th> <th colspan="3">SEAT DIMENSIONS</th> <th colspan="3">BACK DIMENSIONS</th> </tr> <tr> <th>W</th> <th>D</th> <th>H</th> <th>W</th> <th>D</th> <th>H</th> <th>W</th> <th>H</th> <th>H</th> </tr> </thead> <tbody> <tr> <td>51</td> <td>30.5</td> <td>41.5</td> <td>42</td> <td>19</td> <td>18</td> <td>51</td> <td>23.5</td> <td></td> </tr> </tbody> </table> <p><b>RTA 00</b> 1 per carton</p>   |   |                         |    | OVERALL DIMENSIONS |      |   | SEAT DIMENSIONS |   |   | BACK DIMENSIONS |    |    | W  | D | H | W | D | H | W | H | H | 51   | 30.5 | 41.5 | 42 | 19 | 18 | 51 | 23.5 |  |  |  |  |  |  |  |  |  |  |  |
| OVERALL DIMENSIONS  |   |  | SEAT DIMENSIONS   |                         |    | BACK DIMENSIONS    |      |   |                 |   |   |                 |    |    |    |   |   |   |   |   |   |   |   |      |      |      |    |    |    |    |      |  |  |  |  |  |  |  |  |  |  |  |
| W   | D   | H  | W   | D                       | H  | W                  | H    | H |                 |   |   |                 |    |    |    |   |   |   |   |   |   |   |   |      |      |      |    |    |    |    |      |  |  |  |  |  |  |  |  |  |  |  |
| 51  | 30.5  | 41.5   | 42  | 19                      | 18 | 51                 | 23.5 |   |                 |   |   |                 |    |    |    |   |   |   |   |   |   |   |   |      |      |      |    |    |    |    |      |  |  |  |  |  |  |  |  |  |  |  |
|  <p><b>R27816L</b></p> <p><b>Inside Curve Two Seater - High Back</b><br/>COM Yardage: Back: 4.50; Seat: 2<br/>Freight class: 250<br/>Product weight: 115<br/>Cubic feet per carton: 55.5</p>                                       | <p><b>R27816SR</b></p> <p>For power/USB unit, see electrical placement chart.<br/>Includes ganging hardware (1 side).<br/>Add \$91 for (SSS), \$194 for (SBS)<br/>Add \$1330 for 72 lbs. (CW), (C6)<br/>Add \$184 for (SP) or \$816 for (BS)<br/>Add \$43 for (TP)<br/>Add \$266 for (MB)</p> | <p><b>R27816L</b> Base Price: <b>\$5052</b></p> <p><b>R27816SR</b> Base Price: <b>\$5052</b></p> <p>Back/Arm upcharge: <b>+0</b></p> <p>Seat upcharge: <b>+0</b></p>   | <p><b>\$5052</b></p> <p><b>\$5052</b></p> <p><b>+0</b></p> <p><b>+0</b></p> |                         |    |                    |      |   |                 |   |   |                 |    |    |    |   |   |   |   |   |   |   |   |      |      |      |    |    |    |    |      |  |  |  |  |  |  |  |  |  |  |  |
|   |   | <p>Shelf: 52W 10D 1H</p> <table border="1"> <thead> <tr> <th colspan="3">OVERALL DIMENSIONS</th> <th colspan="3">SEAT DIMENSIONS</th> <th colspan="3">BACK DIMENSIONS</th> </tr> <tr> <th>W</th> <th>D</th> <th>H</th> <th>W</th> <th>D</th> <th>H</th> <th>W</th> <th>H</th> <th>H</th> </tr> </thead> <tbody> <tr> <td>54.5</td> <td>30.5</td> <td>41.5</td> <td>42</td> <td>19</td> <td>18</td> <td>51</td> <td>23.5</td> <td></td> </tr> </tbody> </table> <p><b>RTA 00</b> 1 per carton</p> |   |                         |    | OVERALL DIMENSIONS |      |   | SEAT DIMENSIONS |   |   | BACK DIMENSIONS |    |    | W  | D | H | W | D | H | W | H | H | 54.5 | 30.5 | 41.5 | 42 | 19 | 18 | 51 | 23.5 |  |  |  |  |  |  |  |  |  |  |  |
| OVERALL DIMENSIONS  |   |  | SEAT DIMENSIONS   |                         |    | BACK DIMENSIONS    |      |   |                 |   |   |                 |    |    |    |   |   |   |   |   |   |   |   |      |      |      |    |    |    |    |      |  |  |  |  |  |  |  |  |  |  |  |
| W   | D   | H  | W   | D                       | H  | W                  | H    | H |                 |   |   |                 |    |    |    |   |   |   |   |   |   |   |   |      |      |      |    |    |    |    |      |  |  |  |  |  |  |  |  |  |  |  |
| 54.5  | 30.5  | 41.5   | 42  | 19                      | 18 | 51                 | 23.5 |   |                 |   |   |                 |    |    |    |   |   |   |   |   |   |   |   |      |      |      |    |    |    |    |      |  |  |  |  |  |  |  |  |  |  |  |
|  <p><b>R27816SL</b></p> <p><b>Inside Curve Two Seater - High Back</b><br/>COM Yardage: Back: 4.50; Seat: 2<br/>Freight class: 250<br/>Product weight: 141.5<br/>Cubic feet per carton: 82.5</p>                                   | <p><b>R27816SR</b></p> <p>For power/USB unit, see electrical placement chart.<br/>Includes ganging hardware (1 side).<br/>Add \$91 for (SSS), \$194 for (SBS)<br/>Add \$1330 for 72 lbs. (CW), (C6)<br/>Add \$184 for (SP) or \$816 for (BS)<br/>Add \$43 for (TP)<br/>Add \$266 for (MB)</p> | <p><b>R27816SL</b> Base Price: <b>\$6093</b></p> <p><b>R27816SR</b> Base Price: <b>\$6093</b></p> <p>Back/Arm upcharge: <b>+0</b></p> <p>Seat upcharge: <b>+0</b></p>  | <p><b>\$6093</b></p> <p><b>\$6093</b></p> <p><b>+0</b></p> <p><b>+0</b></p> |                         |    |                    |      |   |                 |   |   |                 |    |    |    |   |   |   |   |   |   |   |   |      |      |      |    |    |    |    |      |  |  |  |  |  |  |  |  |  |  |  |
|   |   | <p>Shelf: 52W 10D 1H</p> <table border="1"> <thead> <tr> <th colspan="3">OVERALL DIMENSIONS</th> <th colspan="3">SEAT DIMENSIONS</th> <th colspan="3">BACK DIMENSIONS</th> </tr> <tr> <th>W</th> <th>D</th> <th>H</th> <th>W</th> <th>D</th> <th>H</th> <th>W</th> <th>H</th> <th>H</th> </tr> </thead> <tbody> <tr> <td>62</td> <td>41</td> <td>41.5</td> <td>42</td> <td>19</td> <td>18</td> <td>51</td> <td>23.5</td> <td></td> </tr> </tbody> </table> <p><b>RTA 00</b> 1 per carton</p>     |   |                         |    | OVERALL DIMENSIONS |      |   | SEAT DIMENSIONS |   |   | BACK DIMENSIONS |    |    | W  | D | H | W | D | H | W | H | H | 62   | 41   | 41.5 | 42 | 19 | 18 | 51 | 23.5 |  |  |  |  |  |  |  |  |  |  |  |
| OVERALL DIMENSIONS  |   |  | SEAT DIMENSIONS   |                         |    | BACK DIMENSIONS    |      |   |                 |   |   |                 |    |    |    |   |   |   |   |   |   |   |   |      |      |      |    |    |    |    |      |  |  |  |  |  |  |  |  |  |  |  |
| W   | D   | H  | W   | D                       | H  | W                  | H    | H |                 |   |   |                 |    |    |    |   |   |   |   |   |   |   |   |      |      |      |    |    |    |    |      |  |  |  |  |  |  |  |  |  |  |  |
| 62  | 41  | 41.5   | 42  | 19                      | 18 | 51                 | 23.5 |   |                 |   |   |                 |    |    |    |   |   |   |   |   |   |   |   |      |      |      |    |    |    |    |      |  |  |  |  |  |  |  |  |  |  |  |
|  <p><b>R27817</b></p> <p><b>Inside Curve Two Seater - Extended Back</b><br/>COM Yardage: Back: 4; Seat: 2<br/>Freight class: 300<br/>Product weight: 118   139 shelf model<br/>Cubic feet per carton: 61   90.5 shelf model</p>  | <p><b>R27817S</b></p> <p>For power/USB unit, see electrical placement chart.<br/>Includes ganging hardware (2 sides).<br/>Add \$91 for (SSS), \$178 for (SBS)<br/>Add \$1330 for 72 lbs. (CW), (C6)<br/>Add \$184 for (SP) or \$816 for (BS)<br/>Add \$43 for (TP)<br/>Add \$266 for (MB)</p> | <p><b>R27817</b> Base Price: <b>\$4939</b></p> <p><b>R27817S</b> Base Price: <b>\$5981</b></p> <p>Back upcharge: <b>+0</b></p> <p>Seat upcharge: <b>+0</b></p>   | <p><b>\$4939</b></p> <p><b>\$5981</b></p> <p><b>+0</b></p> <p><b>+0</b></p> |                         |    |                    |      |   |                 |   |   |                 |    |    |    |   |   |   |   |   |   |   |   |      |      |      |    |    |    |    |      |  |  |  |  |  |  |  |  |  |  |  |
|   |   | <p>Shelf: 52W 10D 1H</p> <table border="1"> <thead> <tr> <th colspan="3">OVERALL DIMENSIONS</th> <th colspan="3">SEAT DIMENSIONS</th> <th colspan="3">BACK DIMENSIONS</th> </tr> <tr> <th>W</th> <th>D</th> <th>H</th> <th>W</th> <th>D</th> <th>H</th> <th>W</th> <th>H</th> <th>H</th> </tr> </thead> <tbody> <tr> <td>51.5</td> <td>31</td> <td>47</td> <td>42</td> <td>19</td> <td>18</td> <td>51</td> <td>29</td> <td></td> </tr> </tbody> </table> <p><b>RTA 00</b> 1 per carton</p>       |   |                         |    | OVERALL DIMENSIONS |      |   | SEAT DIMENSIONS |   |   | BACK DIMENSIONS |    |    | W  | D | H | W | D | H | W | H | H | 51.5 | 31   | 47   | 42 | 19 | 18 | 51 | 29   |  |  |  |  |  |  |  |  |  |  |  |
| OVERALL DIMENSIONS  |   |  | SEAT DIMENSIONS   |                         |    | BACK DIMENSIONS    |      |   |                 |   |   |                 |    |    |    |   |   |   |   |   |   |   |   |      |      |      |    |    |    |    |      |  |  |  |  |  |  |  |  |  |  |  |
| W   | D   | H  | W   | D                       | H  | W                  | H    | H |                 |   |   |                 |    |    |    |   |   |   |   |   |   |   |   |      |      |      |    |    |    |    |      |  |  |  |  |  |  |  |  |  |  |  |
| 51.5  | 31  | 47   | 42  | 19                      | 18 | 51                 | 29   |   |                 |   |   |                 |    |    |    |   |   |   |   |   |   |   |   |      |      |      |    |    |    |    |      |  |  |  |  |  |  |  |  |  |  |  |

| DESCRIPTION   |  | MODEL#/ FEATURES  |   | STANDARD TEXTILE GRADES   |               |               |                        |               |               |                        |                |                |                |                |                |  |  |  |  |
|---|--|---|---|---|---------------|---------------|------------------------|---------------|---------------|------------------------|----------------|----------------|----------------|----------------|----------------|--|--|--|--|
|   |  |   |   | 1/COM   | 2             | 3             | 4                      | 5             | 6             | 7                      | 8              | 9              | 10             | 11             | 12             |  |  |  |  |
|    | <p><b>R27817L</b></p> <p><b>Inside Curve Two Seater - Extended Back</b><br/>COM Yardage: Back: 5; Seat: 2<br/>Freight class: 300<br/>Product weight: 122<br/>Cubic feet per carton: 62.25</p>  | <p><b>R27817R</b></p> <p>For power/USB unit, see electrical placement chart. Includes ganging hardware (1 side). Add \$91 for (SSS), \$206 for (SBS) Add \$1330 for 72 lbs. (CW), (C6) Add \$184 for (SP) or \$816 for (BS) Add \$43 for (TP) Add \$266 for (MB)</p>  | <p>Base Price: <b>\$5327</b></p> <p>Base Price: <b>\$5327</b></p> <p>Back/Arm upcharge: <b>+0</b></p> <p>Seat upcharge: <b>+0</b></p> | 1/COM   | 2             | 3             | 4                      | 5             | 6             | 7                      | 8              | 9              | 10             | 11             | 12             |  |  |  |  |
|   |  |   |   | <p><b>\$5327</b></p> <p><b>\$5327</b></p> <p><b>+0</b></p> <p><b>+0</b></p> | <b>+\$169</b> | <b>+\$301</b> | <b>+\$496</b>          | <b>+\$771</b> | <b>+\$887</b> | <b>+\$1124</b>         | <b>+\$1499</b> | <b>+\$1778</b> | <b>+\$2084</b> | <b>+\$2722</b> | <b>+\$3392</b> |  |  |  |  |
|   |  |   |   | <b>OVERALL DIMENSIONS</b>   |               |               | <b>SEAT DIMENSIONS</b> |               |               | <b>BACK DIMENSIONS</b> |                |                |                |                |                |  |  |  |  |
|   |  |   |   | <b>W</b>  | <b>D</b>      | <b>H</b>      | <b>W</b>               | <b>D</b>      | <b>H</b>      | <b>W</b>               | <b>H</b>       |                |                |                |                |  |  |  |  |
|   |  |   |   | 54  | 31            | 47            | 42                     | 19            | 18            | 51                     | 29             |                |                |                |                |  |  |  |  |
|   |  |   |   | <b>RTA 00</b>   | 1 per carton  |               |                        |               |               |                        |                |                |                |                |                |  |  |  |  |
|    | <p><b>R27817SL</b></p> <p><b>Inside Curve Two Seater - Extended Back</b><br/>COM Yardage: Back: 5; Seat: 2<br/>Freight class: 300<br/>Product weight: 149<br/>Cubic feet per carton: 92.75</p>   | <p><b>R27817SR</b></p> <p>For power/USB unit, see electrical placement chart. Includes ganging hardware (1 side). Add \$91 for (SSS), \$206 for (SBS) Add \$1330 for 72 lbs. (CW), (C6) Add \$184 for (SP) or \$816 for (BS) Add \$43 for (TP) Add \$266 for (MB)</p> | <p>Base Price: <b>\$6371</b></p> <p>Base Price: <b>\$6371</b></p> <p>Back/Arm upcharge: <b>+0</b></p> <p>Seat upcharge: <b>+0</b></p> | 1/COM   | 2             | 3             | 4                      | 5             | 6             | 7                      | 8              | 9              | 10             | 11             | 12             |  |  |  |  |
|   |  |   |   | <p><b>\$6371</b></p> <p><b>\$6371</b></p> <p><b>+0</b></p> <p><b>+0</b></p> | <b>+\$169</b> | <b>+\$301</b> | <b>+\$496</b>          | <b>+\$771</b> | <b>+\$887</b> | <b>+\$1124</b>         | <b>+\$1499</b> | <b>+\$1778</b> | <b>+\$2084</b> | <b>+\$2722</b> | <b>+\$3392</b> |  |  |  |  |
|   |  |   |   | <b>OVERALL DIMENSIONS</b>   |               |               | <b>SEAT DIMENSIONS</b> |               |               | <b>BACK DIMENSIONS</b> |                |                |                |                |                |  |  |  |  |
|   |  |   |   | <b>W</b>  | <b>D</b>      | <b>H</b>      | <b>W</b>               | <b>D</b>      | <b>H</b>      | <b>W</b>               | <b>H</b>       |                |                |                |                |  |  |  |  |
|   |  |   |   | 62.5  | 41.5          | 47            | 42                     | 19            | 18            | 51                     | 29             |                |                |                |                |  |  |  |  |
|   |  |   |   | <b>RTA 00</b>   | 1 per carton  |               |                        |               |               |                        |                |                |                |                |                |  |  |  |  |
|   |  |   |   | Shelf: 52W 10D 1H   |               |               |                        |               |               |                        |                |                |                |                |                |  |  |  |  |
|   | <p><b>R27818L</b></p> <p><b>Outside Curve Two Seater - Standard Back</b><br/>COM Yardage: Back: 2.25; Seat: 2<br/>Freight class: 4.25<br/>Product weight: 93   107 shelf model<br/>Cubic feet per carton: 42.75   63.5 shelf model</p> | <p><b>R27818S</b></p> <p>For power/USB unit, see electrical placement chart. Includes ganging hardware (2 sides). Add \$99 for (SSS), \$110 for (SBS) Add \$1330 for 72 lbs. (CW), (C6) Add \$184 for (SP) or \$919 for (BS) Add \$43 for (TP) Add \$266 for (MB)</p> | <p>Base Price: <b>\$3494</b></p> <p>Base Price: <b>\$4537</b></p> <p>Back upcharge: <b>+0</b></p> <p>Seat upcharge: <b>+0</b></p>     | 1/COM   | 2             | 3             | 4                      | 5             | 6             | 7                      | 8              | 9              | 10             | 11             | 12             |  |  |  |  |
|   |  |   |   | <p><b>\$3494</b></p> <p><b>\$4537</b></p> <p><b>+0</b></p> <p><b>+0</b></p> | <b>+\$76</b>  | <b>+\$137</b> | <b>+\$224</b>          | <b>+\$348</b> | <b>+\$399</b> | <b>+\$507</b>          | <b>+\$675</b>  | <b>+\$801</b>  | <b>+\$938</b>  | <b>+\$1225</b> | <b>+\$1527</b> |  |  |  |  |
|   |  |   |   | <b>OVERALL DIMENSIONS</b>   |               |               | <b>SEAT DIMENSIONS</b> |               |               | <b>BACK DIMENSIONS</b> |                |                |                |                |                |  |  |  |  |
|   |  |   |   | <b>W</b>  | <b>D</b>      | <b>H</b>      | <b>W</b>               | <b>D</b>      | <b>H</b>      | <b>W</b>               | <b>H</b>       |                |                |                |                |  |  |  |  |
|   |  |   |   | 50  | 30            | 32            | 50                     | 19            | 18            | 36                     | 14             |                |                |                |                |  |  |  |  |
|   |  |   |   | <b>RTA 00</b>   | 1 per carton  |               |                        |               |               |                        |                |                |                |                |                |  |  |  |  |
|   |  |   |   | Shelf: 52W 10D 1H   |               |               |                        |               |               |                        |                |                |                |                |                |  |  |  |  |
|  | <p><b>R27818L</b></p> <p><b>Outside Curve Two Seater - Standard Back</b><br/>COM Yardage: Back: 3.25; Seat: 2<br/>Freight class: 5.25<br/>Product weight: 102<br/>Cubic feet per carton: 43.5</p>                                      | <p><b>R27818R</b></p> <p>For power/USB unit, see electrical placement chart. Includes ganging hardware (1 side). Add \$99 for (SSS), \$138 for (SBS) Add \$1330 for 72 lbs. (CW), (C6) Add \$184 for (SP) or \$919 for (BS) Add \$43 for (TP) Add \$266 for (MB)</p>  | <p>Base Price: <b>\$3882</b></p> <p>Base Price: <b>\$3882</b></p> <p>Back/Arm upcharge: <b>+0</b></p> <p>Seat upcharge: <b>+0</b></p> | 1/COM   | 2             | 3             | 4                      | 5             | 6             | 7                      | 8              | 9              | 10             | 11             | 12             |  |  |  |  |
|   |  |   |   | <p><b>\$3882</b></p> <p><b>\$3882</b></p> <p><b>+0</b></p> <p><b>+0</b></p> | <b>+\$110</b> | <b>+\$197</b> | <b>+\$323</b>          | <b>+\$502</b> | <b>+\$577</b> | <b>+\$732</b>          | <b>+\$974</b>  | <b>+\$1157</b> | <b>+\$1355</b> | <b>+\$1770</b> | <b>+\$2205</b> |  |  |  |  |
|   |  |   |   | <b>OVERALL DIMENSIONS</b>   |               |               | <b>SEAT DIMENSIONS</b> |               |               | <b>BACK DIMENSIONS</b> |                |                |                |                |                |  |  |  |  |
|   |  |   |   | <b>W</b>  | <b>D</b>      | <b>H</b>      | <b>W</b>               | <b>D</b>      | <b>H</b>      | <b>W</b>               | <b>H</b>       |                |                |                |                |  |  |  |  |
|   |  |   |   | 53.5  | 30            | 32            | 50                     | 19            | 18            | 36                     | 14             |                |                |                |                |  |  |  |  |
|   |  |   |   | <b>RTA 00</b>   | 1 per carton  |               |                        |               |               |                        |                |                |                |                |                |  |  |  |  |

| DESCRIPTION   | MODEL#/ FEATURES  | STANDARD TEXTILE GRADES |        |              |                 |        |        |                 |         |         |         |         |         |         |
|---|---|-------------------------|--------|--------------|-----------------|--------|--------|-----------------|---------|---------|---------|---------|---------|---------|
|   |   | 1/COM                   | 2      | 3            | 4               | 5      | 6      | 7               | 8       | 9       | 10      | 11      | 12      |         |
|  <p><b>R27819</b></p> <p><b>Outside Curve Two Seater - High Back</b><br/>COM Yardage: Back 3.25; Seat: 2<br/>Freight class: 300<br/>Product weight: 101   115 shelf model<br/>Cubic feet per carton: 53.75   79.75 shelf model</p> | <p><b>R27819</b></p> <p>For power/USB unit, see electrical placement chart. Includes ganging hardware (2 sides).<br/>Add \$99 for (SSS), \$143 for (SBS)<br/>Add \$1330 for 72 lbs. (CW), (C6)<br/>Add \$184 for (SP) or \$919 for (BS)<br/>Add \$43 for (TP)<br/>Add \$266 for (MB)</p>  | Base Price:             | \$4159 |              |                 |        |        |                 |         |         |         |         |         |         |
|   |   | Base Price:             | \$5204 |              |                 |        |        |                 |         |         |         |         |         |         |
|   |   | Back upcharge:          | +0     | +\$110       | +\$197          | +\$323 | +\$502 | +\$577          | +\$732  | +\$974  | +\$1157 | +\$1355 | +\$1770 | +\$2205 |
|   |   | Seat upcharge:          | +0     | +\$68        | +\$121          | +\$199 | +\$309 | +\$355          | +\$450  | +\$600  | +\$712  | +\$834  | +\$1089 | +\$1357 |
|   |   | Shelf: 52W 10D 1H       |        |              |                 |        |        |                 |         |         |         |         |         |         |
|   |   | OVERALL DIMENSIONS      |        |              | SEAT DIMENSIONS |        |        | BACK DIMENSIONS |         |         |         |         |         |         |
|   |   | W                       | D      | H            | W               | D      | H      | W               | H       |         |         |         |         |         |
|   |   | 50                      | 30.5   | 41.5         | 50              | 19     | 18     | 32              | 23.5    |         |         |         |         |         |
|   |   | RTA 00                  |        | 1 per carton |                 |        |        |                 |         |         |         |         |         |         |
|  <p><b>R27819L</b></p> <p><b>Outside Curve Two Seater - High Back</b><br/>COM Yardage: Back 4.25; Seat: 2<br/>Freight class: 300<br/>Product weight: 110<br/>Cubic feet per carton: 55.5</p>                                       | <p><b>R27819L</b></p> <p>For power/USB unit, see electrical placement chart. Includes ganging hardware (1 side).<br/>Add \$99 for (SSS), \$170 for (SBS)<br/>Add \$1330 for 72 lbs. (CW), (C6)<br/>Add \$184 for (SP) or \$919 for (BS)<br/>Add \$43 for (TP)<br/>Add \$266 for (MB)</p>  | Base Price:             | \$4549 |              |                 |        |        |                 |         |         |         |         |         |         |
|   |   | Base Price:             | \$4549 |              |                 |        |        |                 |         |         |         |         |         |         |
|   |   | Back/Arm upcharge:      | +0     | +\$144       | +\$257          | +\$422 | +\$656 | +\$754          | +\$956  | +\$1274 | +\$1512 | +\$1772 | +\$2314 | +\$2884 |
|   |   | Seat upcharge:          | +0     | +\$68        | +\$121          | +\$199 | +\$309 | +\$355          | +\$450  | +\$600  | +\$712  | +\$834  | +\$1089 | +\$1357 |
|   |   | Shelf: 52W 10D 1H       |        |              |                 |        |        |                 |         |         |         |         |         |         |
|   |   | OVERALL DIMENSIONS      |        |              | SEAT DIMENSIONS |        |        | BACK DIMENSIONS |         |         |         |         |         |         |
|   |   | W                       | D      | H            | W               | D      | H      | W               | H       |         |         |         |         |         |
|   |   | 53.5                    | 30.5   | 41.5         | 50              | 19     | 18     | 32              | 23.5    |         |         |         |         |         |
|   |   | RTA 00                  |        | 1 per carton |                 |        |        |                 |         |         |         |         |         |         |
|  <p><b>R27820</b></p> <p><b>Outside Curve Two Seater - Extended Back</b><br/>COM Yardage: Back 4.25; Seat: 2<br/>Freight class: 300<br/>Product weight: 109   120 shelf<br/>Cubic feet per carton: 61   90.5 shelf</p>            | <p><b>R27820S</b></p> <p>For power/USB unit, see electrical placement chart. Includes ganging hardware (2 sides).<br/>Add \$99 for (SSS), \$152 for (SBS)<br/>Add \$1330 for 72 lbs. (CW), (C6)<br/>Add \$184 for (SP) or \$919 for (BS)<br/>Add \$43 for (TP)<br/>Add \$266 for (MB)</p> | Base Price:             | \$4581 |              |                 |        |        |                 |         |         |         |         |         |         |
|   |   | Base Price:             | \$5539 |              |                 |        |        |                 |         |         |         |         |         |         |
|   |   | Back upcharge:          | +0     | +\$144       | +\$257          | +\$422 | +\$656 | +\$754          | +\$956  | +\$1274 | +\$1512 | +\$1772 | +\$2314 | +\$2884 |
|   |   | Seat upcharge:          | +0     | +\$68        | +\$121          | +\$199 | +\$309 | +\$355          | +\$450  | +\$600  | +\$712  | +\$834  | +\$1089 | +\$1357 |
|   |   | Shelf: 52W 10D 1H       |        |              |                 |        |        |                 |         |         |         |         |         |         |
|   |   | OVERALL DIMENSIONS      |        |              | SEAT DIMENSIONS |        |        | BACK DIMENSIONS |         |         |         |         |         |         |
|   |   | W                       | D      | H            | W               | D      | H      | W               | H       |         |         |         |         |         |
|   |   | 50                      | 31     | 47           | 50              | 19     | 18     | 28              | 29      |         |         |         |         |         |
|   |   | RTA 00                  |        | 1 per carton |                 |        |        |                 |         |         |         |         |         |         |
|  <p><b>R27820L</b></p> <p><b>Outside Curve Two Seater - Extended Back</b><br/>COM Yardage: Back 5.25; Seat: 2<br/>Freight class: 300<br/>Product weight: 113<br/>Cubic feet per carton: 62.25</p>                                | <p><b>R27820R</b></p> <p>For power/USB unit, see electrical placement chart. Includes ganging hardware (1 side).<br/>Add \$99 for (SSS), \$180 for (SBS)<br/>Add \$1330 for 72 lbs. (CW), (C6)<br/>Add \$184 for (SP) or \$919 for (BS)<br/>Add \$43 for (TP)<br/>Add \$266 for (MB)</p>  | Base Price:             | \$4970 |              |                 |        |        |                 |         |         |         |         |         |         |
|   |   | Base Price:             | \$4970 |              |                 |        |        |                 |         |         |         |         |         |         |
|   |   | Back/Arm upcharge:      | +0     | +\$178       | +\$317          | +\$522 | +\$810 | +\$931          | +\$1181 | +\$1574 | +\$1868 | +\$2189 | +\$2858 | +\$3562 |
|   |   | Seat upcharge:          | +0     | +\$68        | +\$121          | +\$199 | +\$309 | +\$355          | +\$450  | +\$600  | +\$712  | +\$834  | +\$1089 | +\$1357 |
|   |   | Shelf: 52W 10D 1H       |        |              |                 |        |        |                 |         |         |         |         |         |         |
|   |   | OVERALL DIMENSIONS      |        |              | SEAT DIMENSIONS |        |        | BACK DIMENSIONS |         |         |         |         |         |         |
|   |   | W                       | D      | H            | W               | D      | H      | W               | H       |         |         |         |         |         |
|   |   | 53.5                    | 31     | 47           | 50              | 19     | 18     | 28              | 29      |         |         |         |         |         |
|   |   | RTA 00                  |        | 1 per carton |                 |        |        |                 |         |         |         |         |         |         |

| DESCRIPTION  |   | MODEL#/ FEATURES |             | STANDARD TEXTILE GRADES   |           |               |                        |               |               |                        |                |                |                |                |                |                |
|--|---|------------------|-------------|---|-----------|---------------|------------------------|---------------|---------------|------------------------|----------------|----------------|----------------|----------------|----------------|----------------|
|  |   |                  |             | 1/COM   | 2         | 3             | 4                      | 5             | 6             | 7                      | 8              | 9              | 10             | 11             | 12             |                |
|   |    | <b>R27821</b>    | Base Price: | <b>\$4620</b>   |           |               |                        |               |               |                        |                |                |                |                |                |                |
|  |   | <b>R27821S</b>   | Base Price: | <b>\$6084</b>   |           |               |                        |               |               |                        |                |                |                |                |                |                |
|  |   |                  |             | Back upcharge:  | <b>+0</b> | <b>+\$136</b> | <b>+\$241</b>          | <b>+\$397</b> | <b>+\$617</b> | <b>+\$709</b>          | <b>+\$899</b>  | <b>+\$1199</b> | <b>+\$1423</b> | <b>+\$1667</b> | <b>+\$2178</b> | <b>+\$2714</b> |
|  |   |                  |             | Seat upcharge:  | <b>+0</b> | <b>+\$68</b>  | <b>+\$121</b>          | <b>+\$199</b> | <b>+\$309</b> | <b>+\$355</b>          | <b>+\$450</b>  | <b>+\$600</b>  | <b>+\$712</b>  | <b>+\$834</b>  | <b>+\$1089</b> | <b>+\$1357</b> |
|  |   |                  |             | Shelf: 52W 10D 1H   |           |               |                        |               |               |                        |                |                |                |                |                |                |
|  |   |                  |             | <b>OVERALL DIMENSIONS</b>   |           |               | <b>SEAT DIMENSIONS</b> |               |               | <b>BACK DIMENSIONS</b> |                |                |                |                |                |                |
|  |   |                  |             | <b>W</b>  | <b>D</b>  | <b>H</b>      | <b>W</b>               | <b>D</b>      | <b>H</b>      | <b>W</b>               | <b>H</b>       |                |                |                |                |                |
|  |   |                  |             | 37.5  | 37.5      | 32            | 24                     | 19            | 18            | 24                     | 14             |                |                |                |                |                |
|  |   |                  |             | <div style="display: flex; justify-content: space-between; align-items: center;"> <span><b>RTA 00</b></span> <span>1 per carton</span> </div> |           |               |                        |               |               |                        |                |                |                |                |                |                |
| <b>R27821</b>  |   | <b>R27821S</b>   |             |   |           |               |                        |               |               |                        |                |                |                |                |                |                |
| <p><b>90 Corner - Standard Back</b><br/>COM Yardage: Back 4; Seat: 2<br/>Freight class: 250<br/>Product weight: 105   137 shelf<br/>Cubic feet per carton: 35.5   63 shelf</p>     |   |                  |             |   |           |               |                        |               |               |                        |                |                |                |                |                |                |
|   |    | <b>R27822</b>    | Base Price: | <b>\$5502</b>   |           |               |                        |               |               |                        |                |                |                |                |                |                |
|  |   | <b>R27822S</b>   | Base Price: | <b>\$6963</b>   |           |               |                        |               |               |                        |                |                |                |                |                |                |
|  |   |                  |             | Back upcharge:  | <b>+0</b> | <b>+\$195</b> | <b>+\$347</b>          | <b>+\$571</b> | <b>+\$887</b> | <b>+\$1020</b>         | <b>+\$1293</b> | <b>+\$1723</b> | <b>+\$2045</b> | <b>+\$2397</b> | <b>+\$3131</b> | <b>+\$3902</b> |
|  |   |                  |             | Seat upcharge:  | <b>+0</b> | <b>+\$68</b>  | <b>+\$121</b>          | <b>+\$199</b> | <b>+\$309</b> | <b>+\$355</b>          | <b>+\$450</b>  | <b>+\$600</b>  | <b>+\$712</b>  | <b>+\$834</b>  | <b>+\$1089</b> | <b>+\$1357</b> |
|  |   |                  |             | Shelf: 52W 10D 1H   |           |               |                        |               |               |                        |                |                |                |                |                |                |
|  |   |                  |             | <b>OVERALL DIMENSIONS</b>   |           |               | <b>SEAT DIMENSIONS</b> |               |               | <b>BACK DIMENSIONS</b> |                |                |                |                |                |                |
|  |   |                  |             | <b>W</b>  | <b>D</b>  | <b>H</b>      | <b>W</b>               | <b>D</b>      | <b>H</b>      | <b>W</b>               | <b>H</b>       |                |                |                |                |                |
|  |   |                  |             | 38.5  | 38.5      | 41.5          | 24                     | 19            | 18            | 24                     | 23.5           |                |                |                |                |                |
|  |   |                  |             | <div style="display: flex; justify-content: space-between; align-items: center;"> <span><b>RTA 00</b></span> <span>1 per carton</span> </div> |           |               |                        |               |               |                        |                |                |                |                |                |                |
| <b>R27822</b>  |   | <b>R27822S</b>   |             |   |           |               |                        |               |               |                        |                |                |                |                |                |                |
| <p><b>90 Corner - High Back</b><br/>COM Yardage: Back 5.75; Seat: 2<br/>Freight class: 250<br/>Product weight: 119   154 shelf<br/>Cubic feet per carton: 44.5   79.24 shelf</p>   |   |                  |             |   |           |               |                        |               |               |                        |                |                |                |                |                |                |
|    |   | <b>R27823</b>    | Base Price: | <b>\$6051</b>   |           |               |                        |               |               |                        |                |                |                |                |                |                |
|  |   | <b>R27823S</b>   | Base Price: | <b>\$7514</b>   |           |               |                        |               |               |                        |                |                |                |                |                |                |
|  |   |                  |             | Back upcharge:  | <b>+0</b> | <b>+\$211</b> | <b>+\$377</b>          | <b>+\$621</b> | <b>+\$964</b> | <b>+\$1108</b>         | <b>+\$1406</b> | <b>+\$1873</b> | <b>+\$2223</b> | <b>+\$2605</b> | <b>+\$3403</b> | <b>+\$2884</b> |
|  |   |                  |             | Seat upcharge:  | <b>+0</b> | <b>+\$68</b>  | <b>+\$121</b>          | <b>+\$199</b> | <b>+\$309</b> | <b>+\$355</b>          | <b>+\$450</b>  | <b>+\$600</b>  | <b>+\$712</b>  | <b>+\$834</b>  | <b>+\$1089</b> | <b>+\$1357</b> |
|  |   |                  |             | Shelf: 52W 10D 1H   |           |               |                        |               |               |                        |                |                |                |                |                |                |
|  |   |                  |             | <b>OVERALL DIMENSIONS</b>   |           |               | <b>SEAT DIMENSIONS</b> |               |               | <b>BACK DIMENSIONS</b> |                |                |                |                |                |                |
|  |   |                  |             | <b>W</b>  | <b>D</b>  | <b>H</b>      | <b>W</b>               | <b>D</b>      | <b>H</b>      | <b>W</b>               | <b>H</b>       |                |                |                |                |                |
|  |   |                  |             | 39  | 39        | 47            | 24                     | 19            | 18            | 24                     | 29             |                |                |                |                |                |
|  |   |                  |             | <div style="display: flex; justify-content: space-between; align-items: center;"> <span><b>RTA 00</b></span> <span>1 per carton</span> </div> |           |               |                        |               |               |                        |                |                |                |                |                |                |
| <b>R27823</b>  |   | <b>R27823S</b>   |             |   |           |               |                        |               |               |                        |                |                |                |                |                |                |
| <p><b>90 Corner - Extended Back</b><br/>COM Yardage: Back 6.25; Seat: 2<br/>Freight class: 250<br/>Product weight: 128   160 shelf<br/>Cubic feet per carton: 50.5   90 shelf</p>  |   |                  |             |   |           |               |                        |               |               |                        |                |                |                |                |                |                |
|   |  | <b>R27824</b>    | Base Price: | <b>\$4783</b>   |           |               |                        |               |               |                        |                |                |                |                |                |                |
|  |   | <b>R27824S</b>   | Base Price: | <b>\$6248</b>   |           |               |                        |               |               |                        |                |                |                |                |                |                |
|  |   |                  |             | Back upcharge:  | <b>+0</b> | <b>+\$136</b> | <b>+\$241</b>          | <b>+\$397</b> | <b>+\$617</b> | <b>+\$709</b>          | <b>+\$899</b>  | <b>+\$1199</b> | <b>+\$1423</b> | <b>+\$1667</b> | <b>+\$2178</b> | <b>+\$2714</b> |
|  |   |                  |             | Seat upcharge:  | <b>+0</b> | <b>+\$68</b>  | <b>+\$121</b>          | <b>+\$199</b> | <b>+\$309</b> | <b>+\$355</b>          | <b>+\$450</b>  | <b>+\$600</b>  | <b>+\$712</b>  | <b>+\$834</b>  | <b>+\$1089</b> | <b>+\$1357</b> |
|  |   |                  |             | Shelf: 52W 10D 1H   |           |               |                        |               |               |                        |                |                |                |                |                |                |
|  |   |                  |             | <b>OVERALL DIMENSIONS</b>   |           |               | <b>SEAT DIMENSIONS</b> |               |               | <b>BACK DIMENSIONS</b> |                |                |                |                |                |                |
|  |   |                  |             | <b>W</b>  | <b>D</b>  | <b>H</b>      | <b>W</b>               | <b>D</b>      | <b>H</b>      | <b>W</b>               | <b>H</b>       |                |                |                |                |                |
|  |   |                  |             | 52.5  | 30        | 32            | 52                     | 19            | 18            | 52                     | 14             |                |                |                |                |                |
|  |   |                  |             | <div style="display: flex; justify-content: space-between; align-items: center;"> <span><b>RTA 00</b></span> <span>1 per carton</span> </div> |           |               |                        |               |               |                        |                |                |                |                |                |                |
| <b>R27824</b>  |   | <b>R27824S</b>   |             |   |           |               |                        |               |               |                        |                |                |                |                |                |                |
| <p><b>120 Corner - Standard Back</b><br/>COM Yardage: Back 4; Seat: 2<br/>Freight class: 250<br/>Product weight: 109   138 shelf<br/>Cubic feet per carton: 48.25   68.5 shelf</p> |   |                  |             |   |           |               |                        |               |               |                        |                |                |                |                |                |                |

| DESCRIPTION   |   | MODEL#/ FEATURES  |  | STANDARD TEXTILE GRADES  |    |                 |      |   |   |   |   |   |    |    |    |                    |       |  |                 |  |  |                 |  |  |   |   |   |              |              |   |   |   |  |      |      |      |    |    |    |    |
|---|---|---|--|--|----|-----------------|------|---|---|---|---|---|----|----|----|--------------------|-------|--|-----------------|--|--|-----------------|--|--|---|---|---|--------------|--------------|---|---|---|--|------|------|------|----|----|----|----|
|   |   |   |  | 1/COM  | 2  | 3               | 4    | 5 | 6 | 7 | 8 | 9 | 10 | 11 | 12 |                    |       |  |                 |  |  |                 |  |  |   |   |   |              |              |   |   |   |  |      |      |      |    |    |    |    |
|    | <p><b>R27825</b></p> <p><b>R27825S</b></p>  | <p>Base Price: <b>\$5596</b></p> <p>Base Price: <b>\$7062</b></p> <p>Back upcharge: <b>+0</b></p> <p>Seat upcharge: <b>+0</b></p>                         | <p>Shelf: 52W 10D 1H</p>   |  |    |                 |      |   |   |   |   |   |    |    |    |                    |       |  |                 |  |  |                 |  |  |   |   |   |              |              |   |   |   |  |      |      |      |    |    |    |    |
|   |   |   |  | <table border="1"> <thead> <tr> <th colspan="3">OVERALL DIMENSIONS</th> <th colspan="3">SEAT DIMENSIONS</th> <th colspan="3">BACK DIMENSIONS</th> </tr> <tr> <th>W</th> <th>D</th> <th>H</th> <th>W</th> <th>D</th> <th>H</th> <th>W</th> <th colspan="2">H</th> </tr> </thead> <tbody> <tr> <td>53.5</td> <td>30.5</td> <td>41.5</td> <td>41</td> <td>21</td> <td>18</td> <td>51</td> <td colspan="2">23.5</td> </tr> </tbody> </table> |    |                 |      |   |   |   |   |   |    |    |    | OVERALL DIMENSIONS |       |  | SEAT DIMENSIONS |  |  | BACK DIMENSIONS |  |  | W | D | H | W            | D            | H | W | H |  | 53.5 | 30.5 | 41.5 | 41 | 21 | 18 | 51 |
| OVERALL DIMENSIONS  |   |   | SEAT DIMENSIONS  |  |    | BACK DIMENSIONS |      |   |   |   |   |   |    |    |    |                    |       |  |                 |  |  |                 |  |  |   |   |   |              |              |   |   |   |  |      |      |      |    |    |    |    |
| W   | D   | H   | W  | D  | H  | W               | H    |   |   |   |   |   |    |    |    |                    |       |  |                 |  |  |                 |  |  |   |   |   |              |              |   |   |   |  |      |      |      |    |    |    |    |
| 53.5  | 30.5  | 41.5  | 41   | 21   | 18 | 51              | 23.5 |   |   |   |   |   |    |    |    |                    |       |  |                 |  |  |                 |  |  |   |   |   |              |              |   |   |   |  |      |      |      |    |    |    |    |
| <p><b>R27825</b></p> <p><b>120 Corner - High Back</b><br/>COM Yardage: Back 5.75; Seat: 2<br/>Freight class: 300<br/>Product weight: 118   144 shelf<br/>Cubic feet per carton: 60.5   86 shelf</p>         | <p><b>R27825S</b></p> <p>No power/USB unit.<br/>Includes ganging hardware (2 sides).<br/>Add \$94 for <b>(SSS)</b>, \$174 for <b>(SBS)</b><br/>Add \$1330 for 36 lbs. <b>(CW)</b>, <b>(C6)</b><br/>Add \$228 for <b>(SP)</b> or \$1018 for <b>(BS)</b><br/>Add \$43 for <b>(TP)</b><br/>Add \$266 for <b>(MB)</b></p> | <table border="1"> <thead> <tr> <th colspan="12">RTA 00</th> </tr> </thead> <tbody> <tr> <td colspan="12">1 per carton</td> </tr> </tbody> </table>       |  |  |    |                 |      |   |   |   |   |   |    |    |    | RTA 00             |       |  |                 |  |  |                 |  |  |   |   |   | 1 per carton |              |   |   |   |  |      |      |      |    |    |    |    |
| RTA 00  |   |   |  |  |    |                 |      |   |   |   |   |   |    |    |    |                    |       |  |                 |  |  |                 |  |  |   |   |   |              |              |   |   |   |  |      |      |      |    |    |    |    |
| 1 per carton  |   |   |  |  |    |                 |      |   |   |   |   |   |    |    |    |                    |       |  |                 |  |  |                 |  |  |   |   |   |              |              |   |   |   |  |      |      |      |    |    |    |    |
|    | <p><b>R27826</b></p> <p><b>R27826S</b></p>  | <p>Base Price: <b>\$6072</b></p> <p>Base Price: <b>\$7534</b></p> <p>Back upcharge: <b>+0</b></p> <p>Seat upcharge: <b>+0</b></p>                         | <p>Shelf: 52W 10D 1H</p>   |  |    |                 |      |   |   |   |   |   |    |    |    |                    |       |  |                 |  |  |                 |  |  |   |   |   |              |              |   |   |   |  |      |      |      |    |    |    |    |
|   |   |   |  | <table border="1"> <thead> <tr> <th colspan="3">OVERALL DIMENSIONS</th> <th colspan="3">SEAT DIMENSIONS</th> <th colspan="3">BACK DIMENSIONS</th> </tr> <tr> <th>W</th> <th>D</th> <th>H</th> <th>W</th> <th>D</th> <th>H</th> <th>W</th> <th colspan="2">H</th> </tr> </thead> <tbody> <tr> <td>54</td> <td>31.5</td> <td>47</td> <td>41</td> <td>21</td> <td>18</td> <td>51</td> <td colspan="2">29</td> </tr> </tbody> </table>       |    |                 |      |   |   |   |   |   |    |    |    | OVERALL DIMENSIONS |       |  | SEAT DIMENSIONS |  |  | BACK DIMENSIONS |  |  | W | D | H | W            | D            | H | W | H |  | 54   | 31.5 | 47   | 41 | 21 | 18 | 51 |
| OVERALL DIMENSIONS  |   |   | SEAT DIMENSIONS  |  |    | BACK DIMENSIONS |      |   |   |   |   |   |    |    |    |                    |       |  |                 |  |  |                 |  |  |   |   |   |              |              |   |   |   |  |      |      |      |    |    |    |    |
| W   | D   | H   | W  | D  | H  | W               | H    |   |   |   |   |   |    |    |    |                    |       |  |                 |  |  |                 |  |  |   |   |   |              |              |   |   |   |  |      |      |      |    |    |    |    |
| 54  | 31.5  | 47  | 41   | 21   | 18 | 51              | 29   |   |   |   |   |   |    |    |    |                    |       |  |                 |  |  |                 |  |  |   |   |   |              |              |   |   |   |  |      |      |      |    |    |    |    |
| <p><b>R27826</b></p> <p><b>120 Corner - Extended Back</b><br/>COM Yardage: Back 6.25; Seat: 2<br/>Freight class: 300<br/>Product weight: 123   144 shelf<br/>Cubic feet per carton: 68.75   97.75 shelf</p> | <p><b>R27826S</b></p> <p>No power/USB unit.<br/>Includes ganging hardware (2 sides).<br/>Add \$94 for <b>(SSS)</b>, \$185 for <b>(SBS)</b><br/>Add \$1330 for 36 lbs. <b>(CW)</b>, <b>(C6)</b><br/>Add \$228 for <b>(SP)</b> or \$1018 for <b>(BS)</b><br/>Add \$43 for <b>(TP)</b><br/>Add \$266 for <b>(MB)</b></p> | <table border="1"> <thead> <tr> <th colspan="12">RTA 00</th> </tr> </thead> <tbody> <tr> <td colspan="12">1 per carton</td> </tr> </tbody> </table>       |  |  |    |                 |      |   |   |   |   |   |    |    |    | RTA 00             |       |  |                 |  |  |                 |  |  |   |   |   | 1 per carton |              |   |   |   |  |      |      |      |    |    |    |    |
| RTA 00  |   |   |  |  |    |                 |      |   |   |   |   |   |    |    |    |                    |       |  |                 |  |  |                 |  |  |   |   |   |              |              |   |   |   |  |      |      |      |    |    |    |    |
| 1 per carton  |   |   |  |  |    |                 |      |   |   |   |   |   |    |    |    |                    |       |  |                 |  |  |                 |  |  |   |   |   |              |              |   |   |   |  |      |      |      |    |    |    |    |
|    |   | <p>Attachment hardware included.<br/>Polished Aluminum arms sold separately (1 pc).</p> <p>Armcap finish options: (NGT) Night, (FOG) Fog, (LAB) Latte</p> | <p>List price</p> <p><b>R2770</b> \$351</p>  |  |    |                 |      |   |   |   |   |   |    |    |    |                    |       |  |                 |  |  |                 |  |  |   |   |   |              |              |   |   |   |  |      |      |      |    |    |    |    |
|   |   |   |  | <table border="1"> <thead> <tr> <th colspan="3">OVERALL DIMENSIONS</th> <th colspan="3">SEAT DIMENSIONS</th> <th colspan="3">BACK DIMENSIONS</th> </tr> <tr> <th>W</th> <th>D</th> <th>H</th> <th>W</th> <th>D</th> <th>H</th> <th>W</th> <th colspan="2">H</th> </tr> </thead> <tbody> <tr> <td>2.5</td> <td>14</td> <td>19.5</td> <td>-</td> <td>-</td> <td>-</td> <td>-</td> <td colspan="2">-</td> </tr> </tbody> </table>           |    |                 |      |   |   |   |   |   |    |    |    | OVERALL DIMENSIONS |       |  | SEAT DIMENSIONS |  |  | BACK DIMENSIONS |  |  | W | D | H | W            | D            | H | W | H |  | 2.5  | 14   | 19.5 | -  | -  | -  | -  |
| OVERALL DIMENSIONS  |   |   | SEAT DIMENSIONS  |  |    | BACK DIMENSIONS |      |   |   |   |   |   |    |    |    |                    |       |  |                 |  |  |                 |  |  |   |   |   |              |              |   |   |   |  |      |      |      |    |    |    |    |
| W   | D   | H   | W  | D  | H  | W               | H    |   |   |   |   |   |    |    |    |                    |       |  |                 |  |  |                 |  |  |   |   |   |              |              |   |   |   |  |      |      |      |    |    |    |    |
| 2.5   | 14  | 19.5  | -  | -  | -  | -               | -    |   |   |   |   |   |    |    |    |                    |       |  |                 |  |  |                 |  |  |   |   |   |              |              |   |   |   |  |      |      |      |    |    |    |    |
| <p><b>Loop Arm</b><br/>COM Yardage: N/A<br/>Freight class: 92.5<br/>Product weight (lbs.): 6.3<br/>Cubic feet per carton: 0.6</p>   |   |   | <table border="1"> <thead> <tr> <th colspan="12">RTA 1</th> </tr> </thead> <tbody> <tr> <td colspan="12">1 per carton</td> </tr> </tbody> </table> |  |    |                 |      |   |   |   |   |   |    |    |    |                    | RTA 1 |  |                 |  |  |                 |  |  |   |   |   |              | 1 per carton |   |   |   |  |      |      |      |    |    |    |    |
| RTA 1   |   |   |  |  |    |                 |      |   |   |   |   |   |    |    |    |                    |       |  |                 |  |  |                 |  |  |   |   |   |              |              |   |   |   |  |      |      |      |    |    |    |    |
| 1 per carton  |   |   |  |  |    |                 |      |   |   |   |   |   |    |    |    |                    |       |  |                 |  |  |                 |  |  |   |   |   |              |              |   |   |   |  |      |      |      |    |    |    |    |
|    |   | <p>Attachment hardware included.<br/>Polished Aluminum arms sold separately (1 pc).</p> <p>Armcap finish options: (NGT) Night, (FOG) Fog, (LAB) Latte</p> | <p>List price</p> <p><b>R2771</b> \$399</p>  |  |    |                 |      |   |   |   |   |   |    |    |    |                    |       |  |                 |  |  |                 |  |  |   |   |   |              |              |   |   |   |  |      |      |      |    |    |    |    |
|   |   |   |  | <table border="1"> <thead> <tr> <th colspan="3">OVERALL DIMENSIONS</th> <th colspan="3">SEAT DIMENSIONS</th> <th colspan="3">BACK DIMENSIONS</th> </tr> <tr> <th>W</th> <th>D</th> <th>H</th> <th>W</th> <th>D</th> <th>H</th> <th>W</th> <th colspan="2">H</th> </tr> </thead> <tbody> <tr> <td>2.5</td> <td>14</td> <td>19.5</td> <td>-</td> <td>-</td> <td>-</td> <td>-</td> <td colspan="2">-</td> </tr> </tbody> </table>           |    |                 |      |   |   |   |   |   |    |    |    | OVERALL DIMENSIONS |       |  | SEAT DIMENSIONS |  |  | BACK DIMENSIONS |  |  | W | D | H | W            | D            | H | W | H |  | 2.5  | 14   | 19.5 | -  | -  | -  | -  |
| OVERALL DIMENSIONS  |   |   | SEAT DIMENSIONS  |  |    | BACK DIMENSIONS |      |   |   |   |   |   |    |    |    |                    |       |  |                 |  |  |                 |  |  |   |   |   |              |              |   |   |   |  |      |      |      |    |    |    |    |
| W   | D   | H   | W  | D  | H  | W               | H    |   |   |   |   |   |    |    |    |                    |       |  |                 |  |  |                 |  |  |   |   |   |              |              |   |   |   |  |      |      |      |    |    |    |    |
| 2.5   | 14  | 19.5  | -  | -  | -  | -               | -    |   |   |   |   |   |    |    |    |                    |       |  |                 |  |  |                 |  |  |   |   |   |              |              |   |   |   |  |      |      |      |    |    |    |    |
| <p><b>Loop Arm w/Armcap</b><br/>COM Yardage: N/A<br/>Freight class: 92.5<br/>Product weight (lbs.): 6.61<br/>Cubic feet per carton: 0.6</p>   |   |   | <table border="1"> <thead> <tr> <th colspan="12">RTA 1</th> </tr> </thead> <tbody> <tr> <td colspan="12">1 per carton</td> </tr> </tbody> </table> |  |    |                 |      |   |   |   |   |   |    |    |    |                    | RTA 1 |  |                 |  |  |                 |  |  |   |   |   |              | 1 per carton |   |   |   |  |      |      |      |    |    |    |    |
| RTA 1   |   |   |  |  |    |                 |      |   |   |   |   |   |    |    |    |                    |       |  |                 |  |  |                 |  |  |   |   |   |              |              |   |   |   |  |      |      |      |    |    |    |    |
| 1 per carton  |   |   |  |  |    |                 |      |   |   |   |   |   |    |    |    |                    |       |  |                 |  |  |                 |  |  |   |   |   |              |              |   |   |   |  |      |      |      |    |    |    |    |

# LOUNGE

## RIVER+ BENCHES



**Two Seater Bench**  
model R27832



**Y Bench**  
model R27842



**42" Round Bench**  
model R27845



**Inside Curve Boomerang Bench**  
model R27840

### River+ Seating, Tables



For River+ seating, please see page 345  
For River+ tables, please see page 368

### EXAMPLE RIVER+ BENCH ORDER CODE:

|              |         |               |           |            |                   |                  |
|--------------|---------|---------------|-----------|------------|-------------------|------------------|
| R27832       | -CE90   | -S6           | -AS       | -CH        | -                 | -SP              |
| Model number | Textile | Leg selection | Leg angle | Leg finish | Additional weight | Bottom selection |

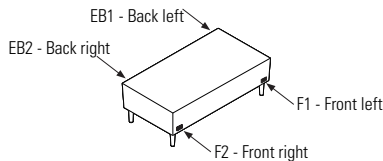
|              |                  |                    |              |
|--------------|------------------|--------------------|--------------|
| -            | -                | -F1                | -W           |
| Sealed Seams | Moisture barrier | Power/USB position | Power finish |

| Additional Options<br>specify at end of order code.        | SPECIFY CODE |
|--|--------------|
| <b>Tamperproof fasteners</b><br>Upcharges vary, see model. | <b>TP</b>    |
| <b>Moisture barrier</b><br>Upcharges vary, see model.      | <b>MB</b>    |

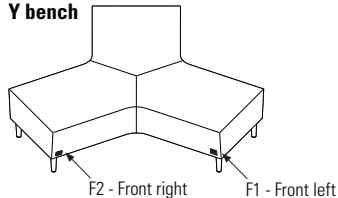
\*linking hardware is lowered to clear the staple strip.  
Units will only gang with other units with sealed bottom.  
\*\*cannot be combined with linking hardware or power units

### ELECTRICAL PLACEMENT

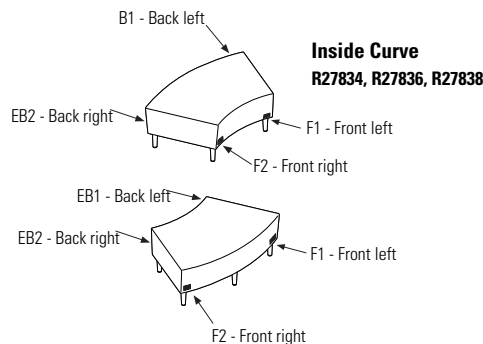
#### Straight benches



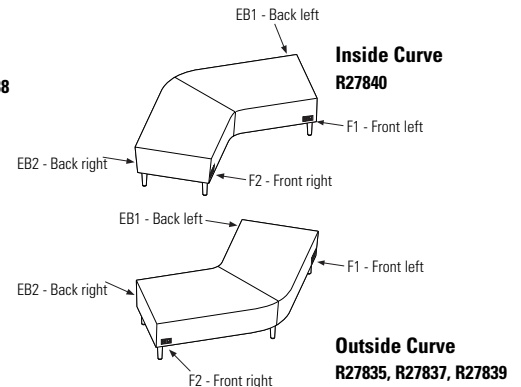
#### Y bench



#### Curved benches



#### Boomerang benches



### STANDARD FEATURES

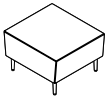
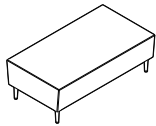
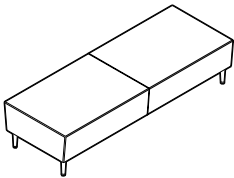
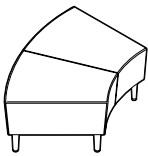
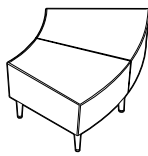
- A modular series that is composed of straight, and curved sections, as well as freestanding units.
- Linking units can be used together in any combination to create a wide variety of layouts. Ganging hardware is standard and is factory installed. Ganging hardware swivels out of the way when not in use.
- The standard, 6.5" tapered legs are made of welded steel.
- Legs are straight (vertical) as standard. Linking models are optionally available with angled back legs to match River+ seating units.
- Legs include Black nylon, non-marking, height adjustable glides.
- River+ is rated for an active weight up to 600 lbs. per seat and 24/7 use.
- For 24/7 use and/or heavy duty application use, Global's Heavy Duty warranty is applicable on models specified with performance textiles, rated for 150,000 double rubs.
- Check textile availability prior to specifying upholstery material. Leather not available on River+ series.
- All units are shipped fully assembled.

### OPTIONAL FEATURES

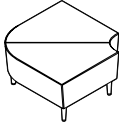
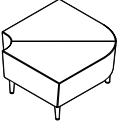
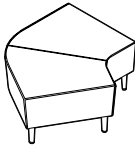

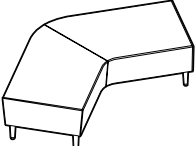
- Legs are available in 3" and 8" heights with no upcharge. All heights are available with fixed-to-floor option. Please specify. Add \$106. Fastening hardware not included.
- Steel bottom provides tamperproof protection (includes tamperproof screws). Specify **(BS)** - see each model for upcharge.\*\*
- Up to two power units are available on straight, Y, curved and boomerang benches.
- Each power unit includes one AC outlet and two USB-a,10-watt charging ports.
- Power location options include front or back. See electrical placement diagrams. Electrical units must be factory installed. Add \$661 per unit.
- Power units are available in either Jet Black **(J)** or White **(W)** with 120", three-prong matching cords.
- To add sealed seams to your product, specify **(SLS)** - see each model for upcharge.
- To match leg angles with lounge seating, straight front and angled back 6.5" or 8" legs are available on straight, curved, corner, and boomerang units. Specify **(SA)**. No upcharge.
- Products can be weighted to reduce the ease of movement. For additional weight options, specify **(CW)** - see each model for available additional weight and upcharge.
- The underside of the seat can be finished with PVC (vinyl) and sealed to prevent penetration of liquids. Specify **(SP)** - see each model for upcharge.\*

Please add option codes in the following order:


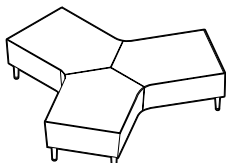

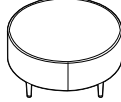
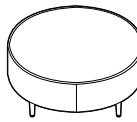
- Model number**  
R27831 to R27833 Straight benches  
R27834 to R27835 Curved benches  
R27836 to R27839 Corner benches  
R27840 to R27841 Boomerang benches  
R27842 Y bench  
R27843 to R27846 Round non-linking benches  
R27847 to R27850 Square non-linking benches
- Textile**  
Specify textile code.
- Leg selection**  
**(S6)** Standard seat height (17.5"), 6.5" leg w/ adjustable glides. No upcharge.  
**(S3)** Low seat (14"), 3" leg w/adjustable glides. No upcharge.  
**(S8)** High seat (19"), 8" leg w/adjustable glides. No upcharge.  
**(F6)** Standard seat height (17.5"), 6.5" leg, fixed to floor. Add \$106.  
**(F3)** Low seat (14"), 3" leg, fixed to floor. Add \$106.  
**(F8)** High seat (19"), 8" leg, fixed to floor. Add \$106.
- Leg angle**  
**(AST)** Straight legs. No upcharge.  
**(SA)** Straight front legs, angled back legs (available only for 6.5" and 8" high legs on straight, curved, corner and boomerang units). No upcharge.
- Leg finish**  
**(CHM)** Chrome  
**(TDW)** Designer White  
**(TFR)** Frost  
**(TLA)** Latte  
**(TNE)** Nevada  
**(TSH)** Shadow  
**(TTU)** Tungsten  
**(TBL)** Black  
**(TFO)** Fog  
**(TIV)** Cloud  
**(TMO)** Mocha  
**(TOA)** Toast  
**(TSN)** Sand
- Additional weight**  
**(CW)** Additional weight. Upcharges vary, see model.
- Bottom selection**  
**(SSB)** Standard bottom.  
**(SP)** Vinyl sealed bottom w/staple strip. Upcharges vary, see model.\*  
**(BS)** Steel bottom. Upcharges vary, see model.\*\*
- Sealed seams**  
**(SLS)** Sealed seams. Upcharges vary, see model.
- Moisture barrier**  
**(MB)** Upcharges vary, see model.
- Power/USB unit position** (straight, curved, boomerang and Y benches only, as shown below). Add \$661 per unit.  
**(NP)** No power (no upcharge)  
**(F1)** Front left  
**(F2)** Front right  
**(EB1)** Back left  
**(EB2)** Back right
- Power unit finish**  
**(J)** Jet Black  
**(W)** White
- Tamperproof fasteners**  
**(TP)** Upcharges vary, see model.

| DESCRIPTION   | FEATURES   | MODEL#               | STANDARD TEXTILE GRADES                       |      |      |  |      |      |  |      |      |                                   |      |      |
|---|--|----------------------|---|------|------|--|------|------|--|------|------|-----------------------------------|------|------|
|   |  |                      | 1   | 2    | 3    | 4  | 5    | 6    | 7  | 8    | 9    | 10                                | 11   | 12   |
|  <p><b>Single Seater Bench</b><br/>COM Yardage: 1.75<br/>Freight class: 1.75<br/>Product weight: 48<br/>Cubic feet per carton: 10.5</p>            | <p>For power/USB unit, see electrical placement chart.</p> <p>Includes ganging hardware (2 sides).</p> <p>Add \$73 for <b>(SLS)</b><br/>Add \$106 for <b>(F6, F3, or F8)</b><br/>Add \$667 for 36 lbs. <b>(CW)</b><br/>Add \$85 for <b>(SP)</b> or \$388 for <b>(BS)</b><br/>Add \$43 for <b>(TP)</b><br/>Add \$134 for <b>(MB)</b></p>    | <p><b>R27831</b></p> | 1469  | 1529 | 1575 | 1644                                       | 1740 | 1780 | 1863                                     | 1994 | 2092 | 2200                              | 2422 | 2657 |
|   |  |                      | <p><b>OVERALL DIMENSIONS</b></p> <p>W D H</p> |      |      | <p><b>SEAT DIMENSIONS</b></p> <p>W D H</p> |      |      | <p><b>BACK DIMENSIONS</b></p> <p>W H</p> |      |      |                                   |      |      |
|   |  |                      | 26  | 28.5 | 17.5 | -  | -    | -    | -  | -    | -    | <p><b>RTA 00</b> 1 per carton</p> |      |      |
|  <p><b>Two Seater Bench</b><br/>COM Yardage: 2.75<br/>Freight class: 2.50<br/>Product weight: 65<br/>Cubic feet per carton: 20.5</p>               | <p>For power/USB unit, see electrical placement chart.</p> <p>Includes ganging hardware (2 sides).</p> <p>Add \$89 for <b>(SLS)</b><br/>Add \$106 for <b>(F6, F3, or F8)</b><br/>Add \$1330 for 72 lbs. <b>(CW)</b><br/>Add \$132 for <b>(SP)</b> or \$641 for <b>(BS)</b><br/>Add \$43 for <b>(TP)</b><br/>Add \$266 for <b>(MB)</b></p>  | <p><b>R27832</b></p> | 2148  | 2241 | 2314 | 2422                                       | 2573 | 2636 | 2767                                     | 2972 | 3126 | 3295                              | 3646 | 4015 |
|   |  |                      | <p><b>OVERALL DIMENSIONS</b></p> <p>W D H</p> |      |      | <p><b>SEAT DIMENSIONS</b></p> <p>W D H</p> |      |      | <p><b>BACK DIMENSIONS</b></p> <p>W H</p> |      |      |                                   |      |      |
|   |  |                      | 52  | 28.5 | 17.5 | -  | -    | -    | -  | -    | -    | <p><b>RTA 00</b> 1 per carton</p> |      |      |
|  <p><b>Three Seater Bench</b><br/>COM Yardage: 4.5<br/>Freight class: 4.5<br/>Product weight: 103<br/>Cubic feet per carton: 30.25</p>             | <p>For power/USB unit, see electrical placement chart.</p> <p>Includes ganging hardware (2 sides).</p> <p>Add \$130 for <b>(SLS)</b><br/>Add \$106 for <b>(F6, F3, or F8)</b><br/>Add \$1330 for 72 lbs. <b>(CW)</b><br/>Add \$184 for <b>(SP)</b> or \$816 for <b>(BS)</b><br/>Add \$43 for <b>(TP)</b><br/>Add \$396 for <b>(MB)</b></p> | <p><b>R27833</b></p> | 3379  | 3531 | 3651 | 3826                                       | 4073 | 4177 | 4391                                     | 4728 | 4980 | 5255                              | 5829 | 6433 |
|   |  |                      | <p><b>OVERALL DIMENSIONS</b></p> <p>W D H</p> |      |      | <p><b>SEAT DIMENSIONS</b></p> <p>W D H</p> |      |      | <p><b>BACK DIMENSIONS</b></p> <p>W H</p> |      |      |                                   |      |      |
|   |  |                      | 78  | 28.5 | 17.5 | -  | -    | -    | -  | -    | -    | <p><b>RTA 00</b> 1 per carton</p> |      |      |
|  <p><b>Inside Curve Two Seater Bench</b><br/>COM Yardage: 3<br/>Freight class: 2.50<br/>Product weight: 60<br/>Cubic feet per carton: 22.75</p>  | <p>For power/USB unit, see electrical placement chart.</p> <p>Includes ganging hardware (2 sides).</p> <p>Add \$80 for <b>(SLS)</b><br/>Add \$106 for <b>(F6, F3, or F8)</b><br/>Add \$1332 for 72 lbs. <b>(CW)</b><br/>Add \$132 for <b>(SP)</b> or \$513 for <b>(BS)</b><br/>Add \$52 for <b>(TP)</b><br/>Add \$266 for <b>(MB)</b></p>  | <p><b>R27834</b></p> | 2918  | 3020 | 3099 | 3216                                       | 3381 | 3450 | 3593                                     | 3817 | 3985 | 4169                              | 4552 | 4954 |
|   |  |                      | <p><b>OVERALL DIMENSIONS</b></p> <p>W D H</p> |      |      | <p><b>SEAT DIMENSIONS</b></p> <p>W D H</p> |      |      | <p><b>BACK DIMENSIONS</b></p> <p>W H</p> |      |      |                                   |      |      |
|   |  |                      | 50  | 30.5 | 17.5 | -  | -    | -    | -  | -    | -    | <p><b>RTA 00</b> 1 per carton</p> |      |      |
|  <p><b>Outside Curve Two Seater Bench</b><br/>COM Yardage: 3<br/>Freight class: 2.50<br/>Product weight: 60<br/>Cubic feet per carton: 22.75</p> | <p>For power/USB unit, see electrical placement chart.</p> <p>Includes ganging hardware (2 sides).</p> <p>Add \$80 for <b>(SLS)</b><br/>Add \$106 for <b>(F6, F3, or F8)</b><br/>Add \$1333 for 72 lbs. <b>(CW)</b><br/>Add \$132 for <b>(SP)</b> or \$513 for <b>(BS)</b><br/>Add \$52 for <b>(TP)</b><br/>Add \$266 for <b>(MB)</b></p>  | <p><b>R27835</b></p> | 2918  | 3020 | 3099 | 3216                                       | 3381 | 3450 | 3593                                     | 3817 | 3985 | 4169                              | 4552 | 4954 |
|   |  |                      | <p><b>OVERALL DIMENSIONS</b></p> <p>W D H</p> |      |      | <p><b>SEAT DIMENSIONS</b></p> <p>W D H</p> |      |      | <p><b>BACK DIMENSIONS</b></p> <p>W H</p> |      |      |                                   |      |      |
|   |  |                      | 50  | 30.5 | 17.5 | -  | -    | -    | -  | -    | -    | <p><b>RTA 00</b> 1 per carton</p> |      |      |

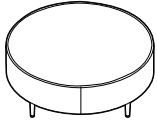
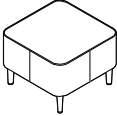
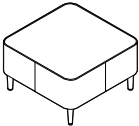
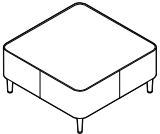
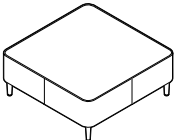
Options: **(SLS)** Sealed seams  
**(F6, F3, F8)** Floor mount legs  
**(CW)** Counterweight  
**(SP)** Vinyl sealed bottom  
**(BS)** Steel bottom  
**(TP)** Tamperproof  
**(MB)** Moisture barrier

| DESCRIPTION   | FEATURES  | MODEL#                    | STANDARD TEXTILE GRADES |              |                        |          |          |                        |          |      |      |      |      |      |  |  |
|---|---|---------------------------|-------------------------|--------------|------------------------|----------|----------|------------------------|----------|------|------|------|------|------|--|--|
|   |   |                           | 1                       | 2            | 3                      | 4        | 5        | 6                      | 7        | 8    | 9    | 10   | 11   | 12   |  |  |
|  <p><b>90° Inside Curve Corner Bench</b><br/>COM Yardage: 3.25<br/>Freight class: 250<br/>Product weight: 60<br/>Cubic feet per carton: 17.25</p>    | <p>For power/USB unit, see electrical placement chart.</p> <p>Includes ganging hardware (2 sides).</p> <p>Add \$80 for <b>(SLS)</b><br/>Add \$106 for <b>(F6, F3, or F8)</b><br/>Add \$667 for 36 lbs. <b>(CW)</b><br/>Add \$153 for <b>(SP)</b> or \$597 for <b>(BS)</b><br/>Add \$52 for <b>(TP)</b><br/>Add \$266 for <b>(MB)</b></p>    | <b>R27836</b>             | 2910                    | 3020         | 3107                   | 3233     | 3412     | 3487                   | 3642     | 3884 | 4067 | 4265 | 4680 | 5115 |  |  |
|   |   | <b>OVERALL DIMENSIONS</b> |                         |              | <b>SEAT DIMENSIONS</b> |          |          | <b>BACK DIMENSIONS</b> |          |      |      |      |      |      |  |  |
|   |   | <b>W</b>                  | <b>D</b>                | <b>H</b>     | <b>W</b>               | <b>D</b> | <b>H</b> | <b>W</b>               | <b>H</b> |      |      |      |      |      |  |  |
|   |   | 36.5                      | 36.5                    | 17.5         | -                      | -        | -        | -                      | -        |      |      |      |      |      |  |  |
|   |   |                           | <b>RTA 00</b>           | 1 per carton |                        |          |          |                        |          |      |      |      |      |      |  |  |
|  <p><b>90° Outside Curve Corner Bench</b><br/>COM Yardage: 3.25<br/>Freight class: 250<br/>Product weight: 60<br/>Cubic feet per carton: 17.25</p>   | <p>For power/USB unit, see electrical placement chart.</p> <p>Includes ganging hardware (2 sides).</p> <p>Add \$80 for <b>(SLS)</b><br/>Add \$106 for <b>(F6, F3, or F8)</b><br/>Add \$668 for 36 lbs. <b>(CW)</b><br/>Add \$153 for <b>(SP)</b> or \$597 for <b>(BS)</b><br/>Add \$52 for <b>(TP)</b><br/>Add \$266 for <b>(MB)</b></p>    | <b>R27837</b>             | 2910                    | 3020         | 3107                   | 3233     | 3412     | 3487                   | 3642     | 3884 | 4067 | 4265 | 4680 | 5115 |  |  |
|   |   | <b>OVERALL DIMENSIONS</b> |                         |              | <b>SEAT DIMENSIONS</b> |          |          | <b>BACK DIMENSIONS</b> |          |      |      |      |      |      |  |  |
|   |   | <b>W</b>                  | <b>D</b>                | <b>H</b>     | <b>W</b>               | <b>D</b> | <b>H</b> | <b>W</b>               | <b>H</b> |      |      |      |      |      |  |  |
|   |   | 36.5                      | 36.5                    | 17.5         | -                      | -        | -        | -                      | -        |      |      |      |      |      |  |  |
|   |   |                           | <b>RTA 00</b>           | 1 per carton |                        |          |          |                        |          |      |      |      |      |      |  |  |
|  <p><b>120° Inside Curve Corner Bench</b><br/>COM Yardage: 3.5<br/>Freight class: 250<br/>Product weight: 57<br/>Cubic feet per carton: 26.75</p>    | <p>For power/USB unit, see electrical placement chart.</p> <p>Includes ganging hardware (2 sides).</p> <p>Add \$84 for <b>(SLS)</b><br/>Add \$106 for <b>(F6, F3, or F8)</b><br/>Add \$669 for 36 lbs. <b>(CW)</b><br/>Add \$146 for <b>(SP)</b> or \$656 for <b>(BS)</b><br/>Add \$52 for <b>(TP)</b><br/>Add \$266 for <b>(MB)</b></p>    | <b>R27838</b>             | 2910                    | 3029         | 3121                   | 3258     | 3450     | 3531                   | 3698     | 3959 | 4155 | 4370 | 4816 | 5285 |  |  |
|   |   | <b>OVERALL DIMENSIONS</b> |                         |              | <b>SEAT DIMENSIONS</b> |          |          | <b>BACK DIMENSIONS</b> |          |      |      |      |      |      |  |  |
|   |   | <b>W</b>                  | <b>D</b>                | <b>H</b>     | <b>W</b>               | <b>D</b> | <b>H</b> | <b>W</b>               | <b>H</b> |      |      |      |      |      |  |  |
|   |   | 36.5                      | 51.5                    | 17.5         | -                      | -        | -        | -                      | -        |      |      |      |      |      |  |  |
|   |   |                           | <b>RTA 00</b>           | 1 per carton |                        |          |          |                        |          |      |      |      |      |      |  |  |
|  <p><b>120° Outside Curve Corner Bench</b><br/>COM Yardage: 3.5<br/>Freight class: 250<br/>Product weight: 57<br/>Cubic feet per carton: 26.75</p> | <p>For power/USB unit, see electrical placement chart.</p> <p>Includes ganging hardware (2 sides).</p> <p>Add \$84 for <b>(SLS)</b><br/>Add \$106 for <b>(F6, F3, or F8)</b><br/>Add \$671 for 36 lbs. <b>(CW)</b><br/>Add \$146 for <b>(SP)</b> or \$656 for <b>(BS)</b><br/>Add \$52 for <b>(TP)</b><br/>Add \$266 for <b>(MB)</b></p>    | <b>R27839</b>             | 2910                    | 3029         | 3121                   | 3258     | 3450     | 3531                   | 3698     | 3959 | 4155 | 4370 | 4816 | 5285 |  |  |
|   |   | <b>OVERALL DIMENSIONS</b> |                         |              | <b>SEAT DIMENSIONS</b> |          |          | <b>BACK DIMENSIONS</b> |          |      |      |      |      |      |  |  |
|   |   | <b>W</b>                  | <b>D</b>                | <b>H</b>     | <b>W</b>               | <b>D</b> | <b>H</b> | <b>W</b>               | <b>H</b> |      |      |      |      |      |  |  |
|   |   | 36.5                      | 51.5                    | 17.5         | -                      | -        | -        | -                      | -        |      |      |      |      |      |  |  |
|   |   |                           | <b>RTA 00</b>           | 1 per carton |                        |          |          |                        |          |      |      |      |      |      |  |  |
|  <p><b>Inside Curve Boomerang Bench</b><br/>COM Yardage: 5.25<br/>Freight class: 250<br/>Product weight: 126<br/>Cubic feet per carton: 47.75</p>  | <p>For power/USB unit, see electrical placement chart.</p> <p>Includes ganging hardware (2 sides).</p> <p>Add \$124 for <b>(SLS)</b><br/>Add \$106 for <b>(F6, F3, or F8)</b><br/>Add \$1330 for 72 lbs. <b>(CW)</b><br/>Add \$214 for <b>(SP)</b> or \$1153 for <b>(BS)</b><br/>Add \$52 for <b>(TP)</b><br/>Add \$396 for <b>(MB)</b></p> | <b>R27840</b>             | 4501                    | 4679         | 4818                   | 5023     | 5311     | 5432                   | 5682     | 6075 | 6369 | 6690 | 7359 | 8063 |  |  |
|   |   | <b>OVERALL DIMENSIONS</b> |                         |              | <b>SEAT DIMENSIONS</b> |          |          | <b>BACK DIMENSIONS</b> |          |      |      |      |      |      |  |  |
|   |   | <b>W</b>                  | <b>D</b>                | <b>H</b>     | <b>W</b>               | <b>D</b> | <b>H</b> | <b>W</b>               | <b>H</b> |      |      |      |      |      |  |  |
|   |   | 82                        | 45                      | 17.5         | -                      | -        | -        | -                      | -        |      |      |      |      |      |  |  |
|   |   |                           | <b>RTA 00</b>           | 1 per carton |                        |          |          |                        |          |      |      |      |      |      |  |  |

Options: **(SLS)** Sealed seams  
**(F6, F3, F8)** Floor mount legs  
**(CW)** Counterweight  
**(SP)** Vinyl sealed bottom  
**(BS)** Steel bottom  
**(TP)** Tamperproof  
**(MB)** Moisture barrier


| DESCRIPTION   | FEATURES  | MODEL#                    | STANDARD TEXTILE GRADES |          |                        |          |          |                        |          |      |       |       |       |       |  |  |
|---|---|---------------------------|-------------------------|----------|------------------------|----------|----------|------------------------|----------|------|-------|-------|-------|-------|--|--|
|   |   |                           | 1                       | 2        | 3                      | 4        | 5        | 6                      | 7        | 8    | 9     | 10    | 11    | 12    |  |  |
|  <p><b>Outside Curve Boomerang Bench</b><br/>COM Yardage: 5.25<br/>Freight class: 250<br/>Product weight: 126<br/>Cubic feet per carton: 47.75</p> | <p>For power/USB unit, see electrical placement chart.</p> <p>Includes ganging hardware (2 sides).</p> <p>Add \$124 for <b>(SLS)</b><br/>Add \$106 for <b>(F6, F3, or F8)</b><br/>Add \$1330 for 72 lbs. <b>(CW)</b><br/>Add \$214 for <b>(SP)</b> or \$1153 for <b>(BS)</b><br/>Add \$52 for <b>(TP)</b><br/>Add \$396 for <b>(MB)</b></p> | <b>R27841</b>             | 4501                    | 4679     | 4818                   | 5023     | 5311     | 5432                   | 5682     | 6075 | 6369  | 6690  | 7359  | 8063  |  |  |
|   |   | <b>OVERALL DIMENSIONS</b> |                         |          | <b>SEAT DIMENSIONS</b> |          |          | <b>BACK DIMENSIONS</b> |          |      |       |       |       |       |  |  |
|   |   | <b>W</b>                  | <b>D</b>                | <b>H</b> | <b>W</b>               | <b>D</b> | <b>H</b> | <b>W</b>               | <b>H</b> |      |       |       |       |       |  |  |
|   |   | 82                        | 45                      | 17.5     | -                      | -        | -        | -                      | -        |      |       |       |       |       |  |  |
|   |   | <b>RTA 00</b>             | 1 per carton            |          |                        |          |          |                        |          |      |       |       |       |       |  |  |
|  <p><b>Y Bench</b><br/>COM Yardage: 8<br/>Freight class: 250<br/>Product weight: 203<br/>Cubic feet per carton: 101.2</p>                          | <p>For power/USB unit, see electrical placement chart.</p> <p>Includes ganging hardware (2 sides).</p> <p>Add \$206 for <b>(SLS)</b><br/>Add \$106 for <b>(F6, F3, or F8)</b><br/>Add \$997 for 54 lbs. <b>(CW)</b><br/>Add \$320 for <b>(SP)</b> or \$1429 for <b>(BS)</b><br/>Add \$73 for <b>(TP)</b><br/>Add \$529 for <b>(MB)</b></p>  | <b>R27842</b>             | 7248                    | 7519     | 7730                   | 8042     | 8481     | 8666                   | 9046     | 9645 | 10093 | 10582 | 11604 | 12675 |  |  |
|   |   | <b>OVERALL DIMENSIONS</b> |                         |          | <b>SEAT DIMENSIONS</b> |          |          | <b>BACK DIMENSIONS</b> |          |      |       |       |       |       |  |  |
|   |   | <b>W</b>                  | <b>D</b>                | <b>H</b> | <b>W</b>               | <b>D</b> | <b>H</b> | <b>W</b>               | <b>H</b> |      |       |       |       |       |  |  |
|   |   | 82                        | 70                      | 17.5     | -                      | -        | -        | -                      | -        |      |       |       |       |       |  |  |
|   |   | <b>RTA 00</b>             | 1 per carton            |          |                        |          |          |                        |          |      |       |       |       |       |  |  |
|  <p><b>18" Dia. Round Bench</b><br/>COM Yardage: 1<br/>Freight class: 150<br/>Product weight: 25<br/>Cubic feet per carton: 4.7</p>                | <p>No power/USB unit.</p> <p>Freestanding unit only.</p> <p>Add \$49 for <b>(SLS)</b><br/>Add \$106 for <b>(F6, F3, or F8)</b><br/>Not available <b>(CW)</b><br/>Add \$124 for <b>(SP)</b>, <b>(BS)</b> not available<br/>Add \$43 for <b>(TP)</b><br/>Add \$134 for <b>(MB)</b></p>  | <b>R27843</b>             | 900                     | 934      | 961                    | 1000     | 1055     | 1078                   | 1125     | 1200 | 1256  | 1317  | 1445  | 1579  |  |  |
|   |   | <b>OVERALL DIMENSIONS</b> |                         |          | <b>SEAT DIMENSIONS</b> |          |          | <b>BACK DIMENSIONS</b> |          |      |       |       |       |       |  |  |
|   |   | <b>W</b>                  | <b>D</b>                | <b>H</b> | <b>W</b>               | <b>D</b> | <b>H</b> | <b>W</b>               | <b>H</b> |      |       |       |       |       |  |  |
|   |   | 18                        | 18                      | 17.5     | -                      | -        | -        | -                      | -        |      |       |       |       |       |  |  |
|   |   | <b>RTA 00</b>             | 1 per carton            |          |                        |          |          |                        |          |      |       |       |       |       |  |  |
|  <p><b>36" Dia. Round Bench</b><br/>COM Yardage: 3.25<br/>Freight class: 250<br/>Product weight: 50<br/>Cubic feet per carton: 18.25</p>         | <p>No power/USB unit.</p> <p>Freestanding unit only.</p> <p>Add \$73 for <b>(SLS)</b><br/>Add \$106 for <b>(F6, F3, or F8)</b><br/>Add \$667 for 36 lbs. <b>(CW)</b><br/>Add \$193 for <b>(SP)</b> or \$656 for <b>(BS)</b><br/>Add \$43 for <b>(TP)</b><br/>Add \$134 for <b>(MB)</b></p>  | <b>R27844</b>             | 2156                    | 2266     | 2353                   | 2479     | 2658     | 2733                   | 2888     | 3130 | 3313  | 3511  | 3926  | 4361  |  |  |
|   |   | <b>OVERALL DIMENSIONS</b> |                         |          | <b>SEAT DIMENSIONS</b> |          |          | <b>BACK DIMENSIONS</b> |          |      |       |       |       |       |  |  |
|   |   | <b>W</b>                  | <b>D</b>                | <b>H</b> | <b>W</b>               | <b>D</b> | <b>H</b> | <b>W</b>               | <b>H</b> |      |       |       |       |       |  |  |
|   |   | 36                        | 36                      | 17.5     | -                      | -        | -        | -                      | -        |      |       |       |       |       |  |  |
|   |   | <b>RTA 00</b>             | 1 per carton            |          |                        |          |          |                        |          |      |       |       |       |       |  |  |
|  <p><b>42" Dia. Round Bench</b><br/>COM Yardage: 3.5<br/>Freight class: 250<br/>Product weight: 55<br/>Cubic feet per carton: 23</p>             | <p>No power/USB unit.</p> <p>Freestanding unit only.</p> <p>Add \$80 for <b>(SLS)</b><br/>Add \$106 for <b>(F6, F3, or F8)</b><br/>Add \$1330 for 72 lbs. <b>(CW)</b><br/>Add \$214 for <b>(SP)</b> or \$724 for <b>(BS)</b><br/>Add \$43 for <b>(TP)</b><br/>Add \$266 for <b>(MB)</b></p>   | <b>R27845</b>             | 2481                    | 2600     | 2692                   | 2829     | 3021     | 3102                   | 3269     | 3530 | 3726  | 3941  | 4387  | 4856  |  |  |
|   |   | <b>OVERALL DIMENSIONS</b> |                         |          | <b>SEAT DIMENSIONS</b> |          |          | <b>BACK DIMENSIONS</b> |          |      |       |       |       |       |  |  |
|   |   | <b>W</b>                  | <b>D</b>                | <b>H</b> | <b>W</b>               | <b>D</b> | <b>H</b> | <b>W</b>               | <b>H</b> |      |       |       |       |       |  |  |
|   |   | 42                        | 42                      | 17.5     | -                      | -        | -        | -                      | -        |      |       |       |       |       |  |  |
|   |   | <b>RTA 00</b>             | 1 per carton            |          |                        |          |          |                        |          |      |       |       |       |       |  |  |

Options: **(SLS)** Sealed seams  
**(F6, F3, F8)** Floor mount legs  
**(CW)** Counterweight  
**(SP)** Vinyl sealed bottom  
**(BS)** Steel bottom  
**(TP)** Tamperproof  
**(MB)** Moisture barrier

| DESCRIPTION  | FEATURES  | MODEL#                    | STANDARD TEXTILE GRADES |              |                        |          |          |                        |          |      |      |      |      |      |  |  |
|--|---|---------------------------|-------------------------|--------------|------------------------|----------|----------|------------------------|----------|------|------|------|------|------|--|--|
|  |   |                           | 1                       | 2            | 3                      | 4        | 5        | 6                      | 7        | 8    | 9    | 10   | 11   | 12   |  |  |
|  <p><b>48" Dia. Round Bench</b><br/>COM Yardage: 3.75<br/>Freight class: 250<br/>Product weight: 65<br/>Cubic feet per carton: 30</p> | No power/USB unit.<br><br>Freestanding unit only.<br><br>Add \$89 for <b>(SLS)</b><br>Add \$106 for <b>(F6, F3, or F8)</b><br>Add \$1330 for 72 lbs. <b>(CW)</b><br>Add \$237 for <b>(SP)</b> or \$770 for <b>(BS)</b><br>Add \$43 for <b>(TP)</b><br>Add \$396 for <b>(MB)</b> | <b>R27846</b>             | 2797                    | 2924         | 3023                   | 3170     | 3376     | 3462                   | 3640     | 3921 | 4131 | 4361 | 4839 | 5342 |  |  |
|  |   | <b>OVERALL DIMENSIONS</b> |                         |              | <b>SEAT DIMENSIONS</b> |          |          | <b>BACK DIMENSIONS</b> |          |      |      |      |      |      |  |  |
|  |   | <b>W</b>                  | <b>D</b>                | <b>H</b>     | <b>W</b>               | <b>D</b> | <b>H</b> | <b>W</b>               | <b>H</b> |      |      |      |      |      |  |  |
|  |   | 48                        | 48                      | 17.5         | -                      | -        | -        | -                      | -        |      |      |      |      |      |  |  |
|  |   |                           | <b>RTA 00</b>           | 1 per carton |                        |          |          |                        |          |      |      |      |      |      |  |  |
|  <p><b>24" Square Bench</b><br/>COM Yardage: 1.5<br/>Freight class: 250<br/>Product weight: 30<br/>Cubic feet per carton: 8</p>       | No power/USB unit.<br><br>Freestanding unit only.<br><br>Add \$64 for <b>(SLS)</b><br>Add \$106 for <b>(F6, F3, or F8)</b><br>Add \$667 for 36 lbs. <b>(CW)</b><br>Add \$132 for <b>(SP)</b> or \$297 for <b>(BS)</b><br>Add \$43 for <b>(TP)</b><br>Add \$134 for <b>(MB)</b>  | <b>R27847</b>             | 1230                    | 1281         | 1321                   | 1379     | 1462     | 1496                   | 1568     | 1680 | 1764 | 1856 | 2047 | 2249 |  |  |
|  |   | <b>OVERALL DIMENSIONS</b> |                         |              | <b>SEAT DIMENSIONS</b> |          |          | <b>BACK DIMENSIONS</b> |          |      |      |      |      |      |  |  |
|  |   | <b>W</b>                  | <b>D</b>                | <b>H</b>     | <b>W</b>               | <b>D</b> | <b>H</b> | <b>W</b>               | <b>H</b> |      |      |      |      |      |  |  |
|  |   | 24                        | 24                      | 17.5         | -                      | -        | -        | -                      | -        |      |      |      |      |      |  |  |
|  |   |                           | <b>RTA 00</b>           | 1 per carton |                        |          |          |                        |          |      |      |      |      |      |  |  |
|  <p><b>30" Square Bench</b><br/>COM Yardage: 2.75<br/>Freight class: 250<br/>Product weight: 40<br/>Cubic feet per carton: 12.25</p>  | No power/USB unit.<br><br>Freestanding unit only.<br><br>Add \$73 for <b>(SLS)</b><br>Add \$106 for <b>(F6, F3, or F8)</b><br>Add \$667 for 36 lbs. <b>(CW)</b><br>Add \$184 for <b>(SP)</b> or \$196 for <b>(BS)</b><br>Add \$43 for <b>(TP)</b><br>Add \$134 for <b>(MB)</b>  | <b>R27848</b>             | 1623                    | 1716         | 1789                   | 1897     | 2048     | 2111                   | 2242     | 2447 | 2601 | 2770 | 3121 | 3490 |  |  |
|  |   | <b>OVERALL DIMENSIONS</b> |                         |              | <b>SEAT DIMENSIONS</b> |          |          | <b>BACK DIMENSIONS</b> |          |      |      |      |      |      |  |  |
|  |   | <b>W</b>                  | <b>D</b>                | <b>H</b>     | <b>W</b>               | <b>D</b> | <b>H</b> | <b>W</b>               | <b>H</b> |      |      |      |      |      |  |  |
|  |   | 30                        | 30                      | 17.5         | -                      | -        | -        | -                      | -        |      |      |      |      |      |  |  |
|  |   |                           | <b>RTA 00</b>           | 1 per carton |                        |          |          |                        |          |      |      |      |      |      |  |  |
|  <p><b>36" Square Bench</b><br/>COM Yardage: 3<br/>Freight class: 250<br/>Product weight: 50<br/>Cubic feet per carton: 18.25</p>   | No power/USB unit.<br><br>Freestanding unit only.<br><br>Add \$80 for <b>(SLS)</b><br>Add \$106 for <b>(F6, F3, or F8)</b><br>Add \$1330 for 72 lbs. <b>(CW)</b><br>Add \$198 for <b>(SP)</b> or \$483 for <b>(BS)</b><br>Add \$43 for <b>(TP)</b><br>Add \$266 for <b>(MB)</b> | <b>R27849</b>             | 2023                    | 2125         | 2204                   | 2321     | 2486     | 2555                   | 2698     | 2922 | 3090 | 3274 | 3657 | 4059 |  |  |
|  |   | <b>OVERALL DIMENSIONS</b> |                         |              | <b>SEAT DIMENSIONS</b> |          |          | <b>BACK DIMENSIONS</b> |          |      |      |      |      |      |  |  |
|  |   | <b>W</b>                  | <b>D</b>                | <b>H</b>     | <b>W</b>               | <b>D</b> | <b>H</b> | <b>W</b>               | <b>H</b> |      |      |      |      |      |  |  |
|  |   | 36                        | 36                      | 17.5         | -                      | -        | -        | -                      | -        |      |      |      |      |      |  |  |
|  |   |                           | <b>RTA 00</b>           | 1 per carton |                        |          |          |                        |          |      |      |      |      |      |  |  |
|  <p><b>42" Square Bench</b><br/>COM Yardage: 3.25<br/>Freight class: 250<br/>Product weight: 60<br/>Cubic feet per carton: 23</p>   | No power/USB unit.<br><br>Freestanding unit only.<br><br>Add \$91 for <b>(SLS)</b><br>Add \$106 for <b>(F6, F3, or F8)</b><br>Add \$1330 for 72 lbs. <b>(CW)</b><br>Add \$220 for <b>(SP)</b> or \$673 for <b>(BS)</b><br>Add \$43 for <b>(TP)</b><br>Add \$396 for <b>(MB)</b> | <b>R27850</b>             | 2458                    | 2568         | 2655                   | 2781     | 2960     | 3035                   | 3190     | 3432 | 3615 | 3813 | 4228 | 4663 |  |  |
|  |   | <b>OVERALL DIMENSIONS</b> |                         |              | <b>SEAT DIMENSIONS</b> |          |          | <b>BACK DIMENSIONS</b> |          |      |      |      |      |      |  |  |
|  |   | <b>W</b>                  | <b>D</b>                | <b>H</b>     | <b>W</b>               | <b>D</b> | <b>H</b> | <b>W</b>               | <b>H</b> |      |      |      |      |      |  |  |
|  |   | 42                        | 42                      | 17.5         | -                      | -        | -        | -                      | -        |      |      |      |      |      |  |  |
|  |   |                           | <b>RTA 00</b>           | 1 per carton |                        |          |          |                        |          |      |      |      |      |      |  |  |

Options: **(SLS)** Sealed seams  
**(F6, F3, F8)** Floor mount legs  
**(CW)** Counterweight  
**(SP)** Vinyl sealed bottom  
**(BS)** Steel bottom  
**(TP)** Tamperproof  
**(MB)** Moisture barrier

## RIVER+ TABLES



42" Square Coffee Table  
model R27858



Outside Curve End Table  
model R27864



18" Dia. Round Laptop Table  
model 7743

### River+ Seating and Benches



For River+ seating, please see page 345  
For River+ benches, please see page 363

### STANDARD FEATURES

- A modular series that is composed of straight and curved sections, as well as freestanding units.
- Linking units can be used together in any combination with River+ seating and bench units to create a wide variety of layouts. Ganging hardware is standard and is factory installed. Ganging hardware swivels out of the way when not in use.
- Front and back faces of end (linking) tables angles slightly inwards. This inward slant matches the inward angles of River seating so all units coordinate in visual appearance.
- The standard 6.5", welded steel legs are straight (vertical) as standard. Linking models are optionally available with an angled back leg to visually align with River+ seating units.
- Legs include Black nylon, non-marking, height adjustable glides.
- Tables are made with high pressure laminate. Custom high pressure laminate finishes will be considered upon request.
- Laptop tables have 1" thick laminate tops.
- Laptop table painted metal base finishes are available in Black and Tungsten only.

### OPTIONAL FEATURES

- Legs of coffee and end (linking) tables are available in 3" (**S3**) and 8" (**S8**) heights. All leg heights are available with fixed-to-floor (**F3**) and (**F8**) options. Add \$106.
- To match adjacent lounge seating, straight front and angled back 6.5" or 8" legs are available on linking/end tables. Specify (**SA**). No upcharge.
- Power units are available on all tables except laptop tables. Each unit includes one AC outlet and two USB-a,10 watt charging ports. Add \$661 upcharge per unit.
- Power location options include top, front or end. See electrical placement diagrams. Electrical units must be factory installed.
- Power units are available in either Jet Black (**J**) or White (**W**) with 120", three-prong matching cords.
- Most products can be weighted to reduce the ease of movement. For additional weight options, specify (**CW**). See each model for available additional weight and upcharge.

Please add option codes in the following order:

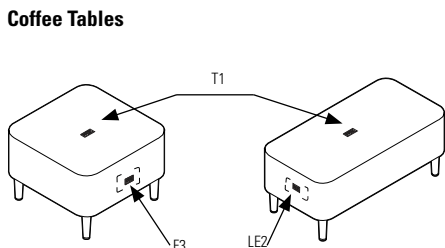
- **Model number**  
**R27855 to R27858** Square coffee tables  
**R27859** Rectangular coffee table  
**R27860 to R27861** Round coffee tables  
**R27862 to R27864** Linking/end tables  
**7443 and 7745** Freestanding tables
- **Laminate finishes**  
**(ACJ)** Absolute Acajou **(ASN)** Asian Night  
**(AWC)** Avant Cherry **(AWH)** Avant Honey  
**(BLK)** Black **(BRC)** Brushed Cobalt  
**(BZD)** Blizzard **(CGY)** Custom Grey  
**(CMB)** Clear Maple **(DES)** Dark Espresso  
**(DWT)** Designer White **(FAS)** Fashionista  
**(FCL)** First Class  
**(NBL)** Noce Biondo **(NGL)** Noce Grigio  
**(NEL)** Noce Leggero **(NML)** Noce Medio  
**(QTM)** Quartered Mahogany  
**(SBY)** Sheer Beauty **(SDT)** Stonedust  
**(SOG)** Storm Grey **(WCR)** Winter Cherry  
**(WHC)** White Chocolate **(WHE)** Walnut Heights  
(colors shown on website)
- **Leg selection**  
**(S6)** Standard height (6.5") w/adjustable glides. No upcharge.  
**(S3)** Low (3") w/adjustable glides. No upcharge.  
**(S8)** High (8") w/adjustable glides. No upcharge.  
**(F6)** Standard height (6.5"), fixed to floor. Add \$106.  
**(F3)** Low (3"), fixed to floor. Add \$106.  
**(F8)** High (8"), fixed to floor. Add \$106.
- **Leg angle** (linking/end tables only)  
**(AST)** Straight legs. No upcharge.  
**(SA)** Straight front legs, angled back legs. No upcharge.
- **Leg finish**  
**(CHM)** Chrome **(TBL)** Black  
**(TDW)** Designer White **(TFO)** Fog  
**(TFR)** Frost **(TIV)** Cloud  
**(TLA)** Latte **(TMO)** Mocha  
**(TNE)** Nevada **(TOA)** Toast  
**(TSH)** Shadow **(TSN)** Sand  
**(TTU)** Tungsten
- **Additional weight**  
**(CW)** Additional weight. Upcharges vary, see model.
- **Power/USB unit position** (coffee and linking/end tables only, as shown below).  
**Add \$661** per unit.  
**(NP)** No power (no upcharge)  
**(LE1)** Left end (coffee table only)  
**(LE2)** Right end (coffee table only)  
**(F3)** Front center (coffee table only)  
**(T1)** Top
- **Power unit finish**  
**(J)** Jet Black  
**(W)** White
- **(TP) Tamperproof fasteners.** Add \$169.

### EXAMPLE RIVER+ TABLE ORDER CODE:

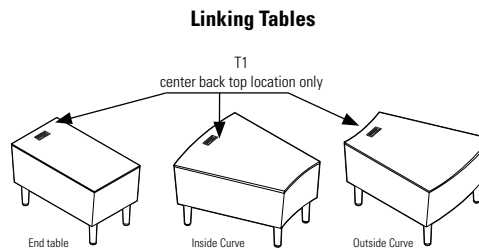
|              |          |               |           |            |                   |           |              |           |
|--------------|----------|---------------|-----------|------------|-------------------|-----------|--------------|-----------|
| R27858       | -ACJ     | -S6           | -AS       | -CM        | -                 | -T1       | -W           | -         |
| Model number | Laminate | Leg selection | Leg angle | Leg finish | Additional weight | Power/USB | Power finish | Fasteners |

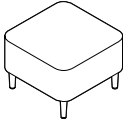
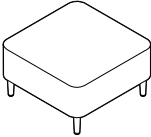
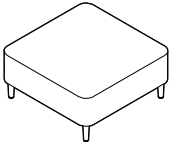
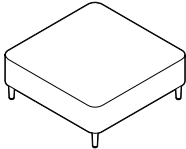
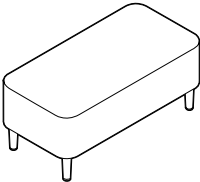
### ELECTRICAL PLACEMENT

#### Coffee Tables

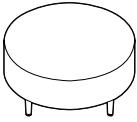
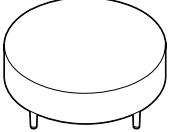
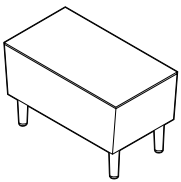
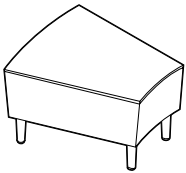
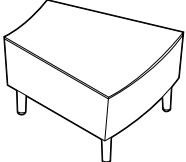


#### Linking Tables

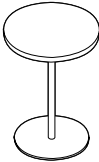
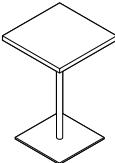


| DESCRIPTION   | FEATURES   | MODEL#               | STANDARD TEXTILE GRADES |   |   |                 |   |   |                 |   |
|---|--|----------------------|-------------------------|---|---|-----------------|---|---|-----------------|---|
|  <p><b>24" Square Coffee Table</b><br/>COM: N/A<br/>Freight class: 250<br/>Product weight: 40<br/>Cubic feet per carton: 10.7</p>    | <p>For power/USB unit, see electrical placement chart.</p> <p>Freestanding unit only.<br/>Add \$511 for 36 lbs. (CW)</p> | <p><b>R27855</b></p> | List price              |   |   |                 |   |   |                 |   |
|   |  |                      | 1566                    |   |   |                 |   |   |                 |   |
|   |  |                      | OVERALL DIMENSIONS      |   |   | SEAT DIMENSIONS |   |   | BACK DIMENSIONS |   |
|   |  |                      | W                       | D | H | W               | D | H | W               | H |
| 24  | 24   | 17                   | -                       | - | - | -               | - |   |                 |   |
| <p><b>RTA 00</b></p>  |  |                      | 1 per carton            |   |   |                 |   |   |                 |   |
|  <p><b>30" Square Coffee Table</b><br/>COM: N/A<br/>Freight class: 250<br/>Product weight: 53<br/>Cubic feet per carton: 15.3</p>    | <p>For power/USB unit, see electrical placement chart.</p> <p>Freestanding unit only.<br/>Add \$383 for 27 lbs. (CW)</p> | <p><b>R27856</b></p> | List price              |   |   |                 |   |   |                 |   |
|   |  |                      | 1649                    |   |   |                 |   |   |                 |   |
|   |  |                      | OVERALL DIMENSIONS      |   |   | SEAT DIMENSIONS |   |   | BACK DIMENSIONS |   |
|   |  |                      | W                       | D | H | W               | D | H | W               | H |
| 30  | 30   | 17                   | -                       | - | - | -               | - |   |                 |   |
| <p><b>RTA 00</b></p>  |  |                      | 1 per carton            |   |   |                 |   |   |                 |   |
|  <p><b>36" Square Coffee Table</b><br/>COM: N/A<br/>Freight class: 250<br/>Product weight: 75<br/>Cubic feet per carton: 20.6</p>    | <p>For power/USB unit, see electrical placement chart.</p> <p>Freestanding unit only.<br/>No counterweight.</p>          | <p><b>R27857</b></p> | List price              |   |   |                 |   |   |                 |   |
|   |  |                      | 1890                    |   |   |                 |   |   |                 |   |
|   |  |                      | OVERALL DIMENSIONS      |   |   | SEAT DIMENSIONS |   |   | BACK DIMENSIONS |   |
|   |  |                      | W                       | D | H | W               | D | H | W               | H |
| 36  | 36   | 17                   | -                       | - | - | -               | - |   |                 |   |
| <p><b>RTA 00</b></p>  |  |                      | 1 per carton            |   |   |                 |   |   |                 |   |
|  <p><b>42" Square Coffee Table</b><br/>COM: N/A<br/>Freight class: 150<br/>Product weight: 115<br/>Cubic feet per carton: 26.7</p> | <p>For power/USB unit, see electrical placement chart.</p> <p>Freestanding unit only.<br/>No counterweight.</p>          | <p><b>R27858</b></p> | List price              |   |   |                 |   |   |                 |   |
|   |  |                      | 2101                    |   |   |                 |   |   |                 |   |
|   |  |                      | OVERALL DIMENSIONS      |   |   | SEAT DIMENSIONS |   |   | BACK DIMENSIONS |   |
|   |  |                      | W                       | D | H | W               | D | H | W               | H |
| 42  | 42   | 17                   | -                       | - | - | -               | - |   |                 |   |
| <p><b>RTA 00</b></p>  |  |                      | 1 per carton            |   |   |                 |   |   |                 |   |
|  <p><b>Rectangular Coffee Table</b><br/>COM: N/A<br/>Freight class: 250<br/>Product weight: 55<br/>Cubic feet per carton: 14.2</p> | <p>For power/USB unit, see electrical placement chart.</p> <p>Freestanding unit only.<br/>Add 256 for 18 lbs. (CW)</p>   | <p><b>R27859</b></p> | List price              |   |   |                 |   |   |                 |   |
|   |  |                      | 1716                    |   |   |                 |   |   |                 |   |
|   |  |                      | OVERALL DIMENSIONS      |   |   | SEAT DIMENSIONS |   |   | BACK DIMENSIONS |   |
|   |  |                      | W                       | D | H | W               | D | H | W               | H |
| 40  | 20   | 17                   | -                       | - | - | -               | - |   |                 |   |
| <p><b>RTA 00</b></p>  |  |                      | 1 per carton            |   |   |                 |   |   |                 |   |

Options: (CW) Counterweight

| DESCRIPTION  | FEATURES   | MODEL#                                   | STANDARD TEXTILE GRADES   |               |                        |          |          |                        |          |
|--|--|--|---------------------------|---------------|------------------------|----------|----------|------------------------|----------|
|  <p><b>36" Dia. Round Coffee Table</b><br/>COM: N/A<br/>Freight class: 150<br/>Product weight: 63<br/>Cubic feet per carton: 15.3</p> | <p>For power/USB unit, see electrical placement chart.</p> <p>Freestanding unit only.<br/>Add \$256 for 18 lbs. <b>(CW)</b></p>              | <p>List price<br/><b>R27860</b> 2033</p> |                           |               |                        |          |          |                        |          |
|  |  |  | <b>OVERALL DIMENSIONS</b> |               | <b>SEAT DIMENSIONS</b> |          |          | <b>BACK DIMENSIONS</b> |          |
|  |  |  | <b>W</b>                  | <b>D</b>      | <b>H</b>               | <b>W</b> | <b>D</b> | <b>H</b>               | <b>W</b> |
|  | 36   | 36                                       | 17                        | -             | -                      | -        | -        | -                      |          |
|  |  |  |                           | <b>RTA 00</b> | 1 per carton           |          |          |                        |          |
|  <p><b>42" Dia. Round Coffee Table</b><br/>COM: N/A<br/>Freight class: 150<br/>Product weight: 85<br/>Cubic feet per carton: 20.6</p> | <p>For power/USB unit, see electrical placement chart.</p> <p>Freestanding unit only.<br/>No counterweight.</p>                              | <p>List price<br/><b>R27861</b> 2230</p> |                           |               |                        |          |          |                        |          |
|  |  |  | <b>OVERALL DIMENSIONS</b> |               | <b>SEAT DIMENSIONS</b> |          |          | <b>BACK DIMENSIONS</b> |          |
|  |  |  | <b>W</b>                  | <b>D</b>      | <b>H</b>               | <b>W</b> | <b>D</b> | <b>H</b>               | <b>W</b> |
|  | 42   | 42                                       | 17                        | -             | -                      | -        | -        | -                      |          |
|  |  |  |                           | <b>RTA 00</b> | 1 per carton           |          |          |                        |          |
|  <p><b>Rectangular End Table</b><br/>COM: N/A<br/>Freight class: 300<br/>Product weight: 40<br/>Cubic feet per carton: 20.6</p>       | <p>For power/USB unit, see electrical placement chart.</p> <p>Includes ganging hardware (2 sides).<br/>Add \$511 for 36 lbs. <b>(CW)</b></p> | <p>List price<br/><b>R27862</b> 1665</p> |                           |               |                        |          |          |                        |          |
|  |  |  | <b>OVERALL DIMENSIONS</b> |               | <b>SEAT DIMENSIONS</b> |          |          | <b>BACK DIMENSIONS</b> |          |
|  |  |  | <b>W</b>                  | <b>D</b>      | <b>H</b>               | <b>W</b> | <b>D</b> | <b>H</b>               | <b>W</b> |
|  | 28   | 15                                       | 17                        | -             | -                      | -        | -        | -                      |          |
|  |  |  |                           | <b>RTA 00</b> | 1 per carton           |          |          |                        |          |
|  <p><b>Inside Curve End Table</b><br/>COM: N/A<br/>Freight class: 250<br/>Product weight: 47<br/>Cubic feet per carton: 13.3</p>    | <p>For power/USB unit, see electrical placement chart.</p> <p>Includes ganging hardware (2 sides).<br/>Add \$511 for 36 lbs. <b>(CW)</b></p> | <p>List price<br/><b>R27863</b> 2188</p> |                           |               |                        |          |          |                        |          |
|  |  |  | <b>OVERALL DIMENSIONS</b> |               | <b>SEAT DIMENSIONS</b> |          |          | <b>BACK DIMENSIONS</b> |          |
|  |  |  | <b>W</b>                  | <b>D</b>      | <b>H</b>               | <b>W</b> | <b>D</b> | <b>H</b>               | <b>W</b> |
|  | 28   | 17                                       | 17                        | -             | -                      | -        | -        | -                      |          |
|  |  |  |                           | <b>RTA 00</b> | 1 per carton           |          |          |                        |          |
|  <p><b>Outside Curve End Table</b><br/>COM: N/A<br/>Freight class: 250<br/>Product weight: 47<br/>Cubic feet per carton: 13.3</p>   | <p>For power/USB unit, see electrical placement chart.</p> <p>Includes ganging hardware (2 sides).<br/>Add \$511 for 36 lbs. <b>(CW)</b></p> | <p>List price<br/><b>R27864</b> 2188</p> |                           |               |                        |          |          |                        |          |
|  |  |  | <b>OVERALL DIMENSIONS</b> |               | <b>SEAT DIMENSIONS</b> |          |          | <b>BACK DIMENSIONS</b> |          |
|  |  |  | <b>W</b>                  | <b>D</b>      | <b>H</b>               | <b>W</b> | <b>D</b> | <b>H</b>               | <b>W</b> |
|  | 28   | 17                                       | 17                        | -             | -                      | -        | -        | -                      |          |
|  |  |  |                           | <b>RTA 00</b> | 1 per carton           |          |          |                        |          |

Options: **(CW)** Counterweight

| DESCRIPTION   | FEATURES           | MODEL#             | STANDARD TEXTILE GRADES |   |                 |   |   |                 |   |
|---|--------------------|--------------------|-------------------------|---|-----------------|---|---|-----------------|---|
|  <p><b>18" Dia. Round Laptop Table</b><br/>COM: N/A<br/>Freight class: 150<br/>Product weight: 32<br/>Cubic feet per carton: 6</p> | No power/USB unit. | List price         |                         |   |                 |   |   |                 |   |
|   |                    | <b>7743</b>        | 836                     |   |                 |   |   |                 |   |
|   |                    | OVERALL DIMENSIONS |                         |   | SEAT DIMENSIONS |   |   | BACK DIMENSIONS |   |
|   |                    | W                  | D                       | H | W               | D | H | W               | H |
| 18  | 18                 | 25.25              | -                       | - | -               | - | - |                 |   |
|   |                    | <b>RTA 00</b>      | 1 per carton            |   |                 |   |   |                 |   |
|  <p><b>16" Square Laptop Table</b><br/>COM: N/A<br/>Freight class: 125<br/>Product weight: 36<br/>Cubic feet per carton: 6</p>     | No power/USB unit. | List price         |                         |   |                 |   |   |                 |   |
|   |                    | <b>7745</b>        | 855                     |   |                 |   |   |                 |   |
|   |                    | OVERALL DIMENSIONS |                         |   | SEAT DIMENSIONS |   |   | BACK DIMENSIONS |   |
|   |                    | W                  | D                       | H | W               | D | H | W               | H |
| 16  | 16                 | 25.25              | -                       | - | -               | - | - |                 |   |
|   |                    | <b>RTA 00</b>      | 1 per carton            |   |                 |   |   |                 |   |

SIRENA™



models 3371 Lounge Chairs, 3373 Two Seat Sofa, 3400 Coffee Table, and 3402 End Table



model 3371



model 3372CRTL

STANDARD FEATURES

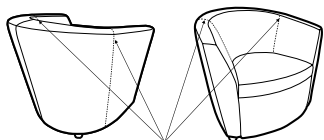
- Modern club style seating includes: lounge chair, two and three seat sofas.
- Complete with Modern tables for reception areas, meeting rooms, and private office use.
- Lounge seating distinctive round style feet are finished in Black Only.
- All models have fixed, non-removable seat cushions with arm height at 25" in the front.
- Casters are available on lounge chairs only. **C1M** casters are standard.
- Please note leather models offer additional stitch details.
- Check textile availability prior to specifying upholstery material.
- When ordering models with tablet, specify for left hand or for right hand tablet. See models below.
- Laminate Tops, are 1.5" thick.
- Table legs are 1.5" steel tubing, tapered toward the bottom to 7/8", equipped with self-leveling, pivoting steel glides.



OPTIONAL FEATURES

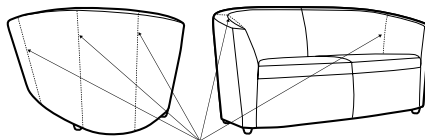
- Laminate tables, tablets and bookshelves are offered in the following laminate finishes: Absolute Acajou (**ACJ**), Asian Night (**ASN**), Avant Cherry (**AWC**), Avant Honey (**AWH**), Blizzard (**BZD**), Clear Maple (**CMB**), Custom Grey (**CGY**), Dark Espresso (**DES**), Designer White (**DWT**), Fashionista (**FAS**), First Class (**FCL**), Noce Biondo (**NBL**), Noce Grigio (**NGL**), Noce Leggero (**NEL**), Noce Medio (**NML**), Quartered Mahogany (**QTM**), Sheer Beauty (**SBY**), Stonedust (**SDT**), Walnut Heights (**WHE**), White Chocolate (**WHC**) and Winter Cherry (**WCR**). Please Specify.
- Table legs are available in Tungsten (**TU**), Shadow (**TSH**), Black (**TBL**) at no upcharge. Not available in Chrome.

STITCH DETAIL WHEN UPHOLSTERED IN ALL LEATHER - ILLUSTRATIONS BELOW





Extra Stitch Lines









Lounge Chair



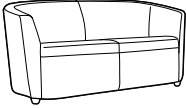
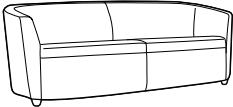


Extra Stitch Lines

Two and Three Seater Sofas

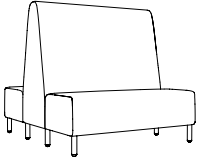


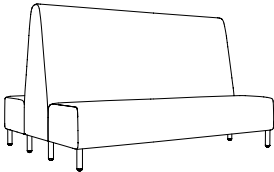
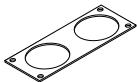
| DESCRIPTION   | FEATURES | MODEL#       | STANDARD TEXTILE GRADES |      |      |      |      |      |      |      |      |      |      |      |
|---|----------|--------------|-------------------------|------|------|------|------|------|------|------|------|------|------|------|
|   |          |              | 1                       | 2    | 3    | 4    | 5    | 6    | 7    | 8    | 9    | 10   | 11   | 12   |
|  <p><b>Lounge Chair</b> Fabric<br/>COM Yardage: 4.25<br/>Freight Class: 250<br/>Product Weight (lbs.): 52<br/>Cubic Feet Per Carton: 19.25</p>    |          | <b>3371</b>  | -                       | 1826 | 1956 | 2140 | 2407 | 2505 | 2737 | 3174 | 3390 | 3795 | 4358 | 5054 |
|   |          |              |                         |      |      |      |      |      |      |      |      |      |      |      |
|   |          |              |                         |      |      |      |      |      |      |      |      |      |      |      |
|  <p><b>Lounge Chair w/Casters</b><br/>COM Yardage: 4.25<br/>Freight Class: 250<br/>Product Weight (lbs.): 52<br/>Cubic Feet Per Carton: 19.25</p> |          | <b>3371C</b> | -                       | 1964 | 2101 | 2296 | 2576 | 2680 | 2923 | 3380 | 3609 | 4033 | 4621 | 5351 |
|   |          |              |                         |      |      |      |      |      |      |      |      |      |      |      |
|   |          |              |                         |      |      |      |      |      |      |      |      |      |      |      |

| DESCRIPTION  | FEATURES  | MODEL#                      | STANDARD TEXTILE GRADES            |                                 |      |                                 |                               |      |                               |      |      |      |      |      |
|--|---|-----------------------------|------------------------------------|---------------------------------|------|---------------------------------|-------------------------------|------|-------------------------------|------|------|------|------|------|
|  |   |                             | 1                                  | 2                               | 3    | 4                               | 5                             | 6    | 7                             | 8    | 9    | 10   | 11   | 12   |
| <br><b>3371LTL</b>  | <br><b>3371RTL</b>   | <b>3371LTL</b><br>3371RTL   | -                                  | 2635                            | 2768 | 2967                            | 3244                          | 3348 | 3591                          | 4050 | 4279 | 4700 | 5292 | 6022 |
|  |   |                             | <b>OVERALL DIMENSIONS</b><br>W D H |                                 |      | <b>SEAT DIMENSIONS</b><br>W D H |                               |      | <b>BACK DIMENSIONS</b><br>W H |      |      |      |      |      |
| Lounge Chair w/Laminate Tablet<br>COM Yardage: 4.25<br>Freight Class: 250<br>Product Weight (lbs.): 58<br>Cubic Feet Per Carton: 19.25               |   |                             | RTA 00                             |                                 |      |                                 |                               |      |                               |      |      |      |      |      |
| <br><b>3371CLTL</b>   | <br><b>3371CRTL</b>  | <b>3371CLTL</b><br>3371CRTL | -                                  | 2786                            | 2922 | 3118                            | 3395                          | 3499 | 3745                          | 4199 | 4430 | 4851 | 5443 | 6173 |
|  |   |                             | <b>OVERALL DIMENSIONS</b><br>W D H |                                 |      | <b>SEAT DIMENSIONS</b><br>W D H |                               |      | <b>BACK DIMENSIONS</b><br>W H |      |      |      |      |      |
| Lounge Chair w/Casters & Laminate Tablet<br>COM Yardage: 4.25<br>Freight Class: 250<br>Product Weight (lbs.): 62<br>Cubic Feet Per Carton: 19.25     |   |                             | RTA 00                             |                                 |      |                                 |                               |      |                               |      |      |      |      |      |
|   |   | <b>3372</b>                 | -                                  | 2431                            | 2561 | 2745                            | 3012                          | 3110 | 3342                          | 3779 | 3995 | 4400 | 4963 | 5659 |
|  | <b>OVERALL DIMENSIONS</b><br>W D H  |                             |                                    | <b>SEAT DIMENSIONS</b><br>W D H |      |                                 | <b>BACK DIMENSIONS</b><br>W H |      |                               |      |      |      |      |      |
| Lounge Chair w/Laminate Book Shelf<br>COM Yardage: 4.25<br>Freight Class: 250<br>Product Weight (lbs.): 55<br>Cubic Feet Per Carton: 19.25           |   |                             | RTA 00                             |                                 |      |                                 |                               |      |                               |      |      |      |      |      |
|   |   | <b>3372C</b>                | -                                  | 2665                            | 2795 | 2979                            | 3246                          | 3344 | 3576                          | 4013 | 4229 | 4634 | 5197 | 5893 |
|  | <b>OVERALL DIMENSIONS</b><br>W D H  |                             |                                    | <b>SEAT DIMENSIONS</b><br>W D H |      |                                 | <b>BACK DIMENSIONS</b><br>W H |      |                               |      |      |      |      |      |
| Lounge Chair w/Casters & Laminate Book Shelf<br>COM Yardage: 4.25<br>Freight Class: 250<br>Product Weight (lbs.): 55<br>Cubic Feet Per Carton: 19.25 |   |                             | RTA 00                             |                                 |      |                                 |                               |      |                               |      |      |      |      |      |
| <br><b>3372LTL</b>  | <br><b>3372RTL</b> | <b>3372LTL</b><br>3372RTL   | -                                  | 3170                            | 3300 | 3484                            | 3751                          | 3849 | 4081                          | 4518 | 4734 | 5139 | 5702 | 6398 |
|  |   |                             | <b>OVERALL DIMENSIONS</b><br>W D H |                                 |      | <b>SEAT DIMENSIONS</b><br>W D H |                               |      | <b>BACK DIMENSIONS</b><br>W H |      |      |      |      |      |
| Lounge Chair w/Laminate Tablet/Book Shelf<br>COM Yardage: 4.25<br>Freight Class: 250<br>Product Weight (lbs.): 66<br>Cubic Feet Per Carton: 19.25    |   |                             | RTA 00                             |                                 |      |                                 |                               |      |                               |      |      |      |      |      |

| DESCRIPTION  | FEATURES   | MODEL#                      | STANDARD TEXTILE GRADES                  |                                       |      |                                       |                                  |      |                                  |      |               |      |      |      |
|--|--|-----------------------------|--|---------------------------------------|------|---------------------------------------|----------------------------------|------|----------------------------------|------|---------------|------|------|------|
|  |  |                             | 1  | 2                                     | 3    | 4                                     | 5                                | 6    | 7                                | 8    | 9             | 10   | 11   | 12   |
| <br><b>3372CLTL</b>   | <br><b>3372CRTL</b> | <b>3372CLTL</b><br>3372CRTL | -  | 3326                                  | 3456 | 3640                                  | 3907                             | 4005 | 4237                             | 4674 | 4890          | 5296 | 5858 | 6554 |
|  |  |                             | <b>OVERALL DIMENSIONS</b><br>W    D    H |                                       |      | <b>SEAT DIMENSIONS</b><br>W    D    H |                                  |      | <b>BACK DIMENSIONS</b><br>W    H |      |               |      |      |      |
| <b>Lounge Chair w/ Casters &amp; Laminate Table/Book Shelf</b><br>COM Yardage: 4.25<br>Freight Class: 250<br>Product Weight (lbs.): 66<br>Cubic Feet Per Carton: 19.25 |  |                             | 32.5                                     | 29.5                                  | 28.5 | 20                                    | 20                               | 17.5 | 19                               | 11.5 | <b>RTA 00</b> |      |      |      |
|   |  | <b>3373</b>                 | -  | 3426                                  | 3636 | 3945                                  | 4380                             | 4544 | 4927                             | 5641 | 6002          | 6670 | 7594 | 8736 |
|  | <b>OVERALL DIMENSIONS</b><br>W    D    H   |                             |  | <b>SEAT DIMENSIONS</b><br>W    D    H |      |                                       | <b>BACK DIMENSIONS</b><br>W    H |      |                                  |      |               |      |      |      |
| <b>Two Seat Sofa</b><br>COM Yardage: 7<br>Freight Class: 300<br>Product Weight (lbs.): 92<br>Cubic Feet Per Carton: 48   |  |                             | 62                                       | 29.5                                  | 28.5 | 53                                    | 20                               | 17.5 | 53                               | 11.5 | <b>RTA 00</b> |      |      |      |
|    |  | <b>3374</b>                 | -  | 4119                                  | 4349 | 4689                                  | 5172                             | 5357 | 5777                             | 6571 | 6970          | 7706 | 8731 | 9996 |
|  | <b>OVERALL DIMENSIONS</b><br>W    D    H   |                             |  | <b>SEAT DIMENSIONS</b><br>W    D    H |      |                                       | <b>BACK DIMENSIONS</b><br>W    H |      |                                  |      |               |      |      |      |
| <b>Three Seat Sofa</b><br>COM Yardage: 7.75<br>Freight Class: 300<br>Product Weight (lbs.): 107<br>Cubic Feet Per Carton: 55.5   |  |                             | 81.5                                     | 29.5                                  | 28.5 | 72.5                                  | 20                               | 17.5 | 72.5                             | 11.5 | <b>RTA 00</b> |      |      |      |



| DESCRIPTION              | FEATURES                 | MODEL#                | STANDARD TEXTILE GRADES   |          |          |                        |          |          |                        |          |      |      |       |       |  |  |
|--------------------------|--------------------------|-----------------------|---------------------------|----------|----------|------------------------|----------|----------|------------------------|----------|------|------|-------|-------|--|--|
|                          |                          |                       | 1                         | 2        | 3        | 4                      | 5        | 6        | 7                      | 8        | 9    | 10   | 11    | 12    |  |  |
| <p><b>78\"/&gt; </b></p> | <p><b>78\"/&gt; </b></p> | <p><b>8506-78</b></p> | 4413                      | 4779     | 5063     | 5485                   | 6077     | 6328     | 6841                   | 7650     | 8254 | 8914 | 10293 | 11740 |  |  |
|                          |                          |                       | <b>OVERALL DIMENSIONS</b> |          |          | <b>SEAT DIMENSIONS</b> |          |          | <b>BACK DIMENSIONS</b> |          |      |      |       |       |  |  |
|                          |                          |                       | <b>W</b>                  | <b>D</b> | <b>H</b> | <b>W</b>               | <b>D</b> | <b>H</b> | <b>W</b>               | <b>H</b> |      |      |       |       |  |  |
|                          |                          |                       | 78                        | 28       | 48       | 78                     | 19       | 18       | 78                     | 30       |      |      |       |       |  |  |
|                          |                          |                       | <b>RTA 00</b>             |          |          | 1 per carton           |          |          |                        |          |      |      |       |       |  |  |
| <p><b>48\"/&gt; </b></p> | <p><b>48\"/&gt; </b></p> | <p><b>8507-48</b></p> | 2981                      | 3164     | 3306     | 3517                   | 3814     | 3939     | 4196                   | 4600     | 4902 | 5232 | 5922  | 6646  |  |  |
|                          |                          |                       | <b>OVERALL DIMENSIONS</b> |          |          | <b>SEAT DIMENSIONS</b> |          |          | <b>BACK DIMENSIONS</b> |          |      |      |       |       |  |  |
|                          |                          |                       | <b>W</b>                  | <b>D</b> | <b>H</b> | <b>W</b>               | <b>D</b> | <b>H</b> | <b>W</b>               | <b>H</b> |      |      |       |       |  |  |
|                          |                          |                       | 48                        | 28       | 48       | 48                     | 19       | 18       | 48                     | 30       |      |      |       |       |  |  |
|                          |                          |                       | <b>RTA 00</b>             |          |          | 1 per carton           |          |          |                        |          |      |      |       |       |  |  |
| <p><b>60\"/&gt; </b></p> | <p><b>60\"/&gt; </b></p> | <p><b>8507-60</b></p> | 3394                      | 3614     | 3786     | 4038                   | 4394     | 4543     | 4853                   | 5337     | 5700 | 6096 | 6922  | 7792  |  |  |
|                          |                          |                       | <b>OVERALL DIMENSIONS</b> |          |          | <b>SEAT DIMENSIONS</b> |          |          | <b>BACK DIMENSIONS</b> |          |      |      |       |       |  |  |
|                          |                          |                       | <b>W</b>                  | <b>D</b> | <b>H</b> | <b>W</b>               | <b>D</b> | <b>H</b> | <b>W</b>               | <b>H</b> |      |      |       |       |  |  |
|                          |                          |                       | 60                        | 28       | 48       | 60                     | 19       | 18       | 60                     | 30       |      |      |       |       |  |  |
|                          |                          |                       | <b>RTA 00</b>             |          |          | 1 per carton           |          |          |                        |          |      |      |       |       |  |  |
| <p><b>72\"/&gt; </b></p> | <p><b>72\"/&gt; </b></p> | <p><b>8507-72</b></p> | 3805                      | 4061     | 4260     | 4556                   | 4970     | 5146     | 5505                   | 6072     | 6494 | 6957 | 7921  | 8935  |  |  |
|                          |                          |                       | <b>OVERALL DIMENSIONS</b> |          |          | <b>SEAT DIMENSIONS</b> |          |          | <b>BACK DIMENSIONS</b> |          |      |      |       |       |  |  |
|                          |                          |                       | <b>W</b>                  | <b>D</b> | <b>H</b> | <b>W</b>               | <b>D</b> | <b>H</b> | <b>W</b>               | <b>H</b> |      |      |       |       |  |  |
|                          |                          |                       | 72                        | 28       | 48       | 72                     | 19       | 18       | 72                     | 30       |      |      |       |       |  |  |
|                          |                          |                       | <b>RTA 00</b>             |          |          | 1 per carton           |          |          |                        |          |      |      |       |       |  |  |
| <p><b>78\"/&gt; </b></p> | <p><b>78\"/&gt; </b></p> | <p><b>8507-78</b></p> | 4179                      | 4472     | 4701     | 5037                   | 5511     | 5711     | 6123                   | 6768     | 7253 | 7781 | 8884  | 10042 |  |  |
|                          |                          |                       | <b>OVERALL DIMENSIONS</b> |          |          | <b>SEAT DIMENSIONS</b> |          |          | <b>BACK DIMENSIONS</b> |          |      |      |       |       |  |  |
|                          |                          |                       | <b>W</b>                  | <b>D</b> | <b>H</b> | <b>W</b>               | <b>D</b> | <b>H</b> | <b>W</b>               | <b>H</b> |      |      |       |       |  |  |
|                          |                          |                       | 78                        | 28       | 48       | 78                     | 19       | 18       | 78                     | 30       |      |      |       |       |  |  |
|                          |                          |                       | <b>RTA 00</b>             |          |          | 1 per carton           |          |          |                        |          |      |      |       |       |  |  |

| DESCRIPTION  | FEATURES                                 | MODEL#         | STANDARD TEXTILE GRADES   |          |          |                        |          |          |                        |          |       |       |       |       |  |  |
|--|--|----------------|---------------------------|----------|----------|------------------------|----------|----------|------------------------|----------|-------|-------|-------|-------|--|--|
|  |  |                | 1                         | 2        | 3        | 4                      | 5        | 6        | 7                      | 8        | 9     | 10    | 11    | 12    |  |  |
|  <p><b>48"W Four Seater Banquette, Double Back</b><br/>COM Yardage: 9<br/>Freight Class: 300<br/>Product weight (lbs): 163<br/>Cubic Feet Per Carton: 89.75</p>   | optional (KD) packaging<br>(no upcharge) | <b>8508-48</b> | 5749                      | 6079     | 6336     | 6715                   | 7249     | 7472     | 7935                   | 8662     | 9207  | 9802  | 11041 | 12345 |  |  |
|  |  |                | <b>OVERALL DIMENSIONS</b> |          |          | <b>SEAT DIMENSIONS</b> |          |          | <b>BACK DIMENSIONS</b> |          |       |       |       |       |  |  |
|  |  |                | <b>W</b>                  | <b>D</b> | <b>H</b> | <b>W</b>               | <b>D</b> | <b>H</b> | <b>W</b>               | <b>H</b> |       |       |       |       |  |  |
|  |  |                | 48                        | 55       | 48       | 48                     | 19       | 18       | 48                     | 30       |       |       |       |       |  |  |
|  |  |                | <b>RTA 00</b>             |          |          | 1 per carton           |          |          |                        |          |       |       |       |       |  |  |
|  <p><b>60"W Four Seater Banquette, Double Back</b><br/>COM Yardage: 10<br/>Freight Class: 300<br/>Product weight (lbs): 198<br/>Cubic Feet Per Carton: 111</p>    | optional (KD) packaging<br>(no upcharge) | <b>8508-60</b> | 6661                      | 7027     | 7311     | 7733                   | 8325     | 8576     | 9089                   | 9898     | 10502 | 11162 | 12541 | 13988 |  |  |
|  |  |                | <b>OVERALL DIMENSIONS</b> |          |          | <b>SEAT DIMENSIONS</b> |          |          | <b>BACK DIMENSIONS</b> |          |       |       |       |       |  |  |
|  |  |                | <b>W</b>                  | <b>D</b> | <b>H</b> | <b>W</b>               | <b>D</b> | <b>H</b> | <b>W</b>               | <b>H</b> |       |       |       |       |  |  |
|  |  |                | 60                        | 55       | 48       | 60                     | 19       | 18       | 60                     | 30       |       |       |       |       |  |  |
|  |  |                | <b>RTA 00</b>             |          |          | 1 per carton           |          |          |                        |          |       |       |       |       |  |  |
|  <p><b>72"W Six Seater Banquette, Double Back</b><br/>COM Yardage: 11<br/>Freight Class: 300<br/>Product weight (lbs): 242<br/>Cubic Feet Per Carton: 132.5</p>  | optional (KD) packaging<br>(no upcharge) | <b>8508-72</b> | 7909                      | 8311     | 8626     | 9089                   | 9741     | 10015    | 10581                  | 11469    | 12135 | 12862 | 14378 | 15970 |  |  |
|  |  |                | <b>OVERALL DIMENSIONS</b> |          |          | <b>SEAT DIMENSIONS</b> |          |          | <b>BACK DIMENSIONS</b> |          |       |       |       |       |  |  |
|  |  |                | <b>W</b>                  | <b>D</b> | <b>H</b> | <b>W</b>               | <b>D</b> | <b>H</b> | <b>W</b>               | <b>H</b> |       |       |       |       |  |  |
|  |  |                | 72                        | 55       | 48       | 72                     | 19       | 18       | 72                     | 30       |       |       |       |       |  |  |
|  |  |                | <b>RTA 00</b>             |          |          | 1 per carton           |          |          |                        |          |       |       |       |       |  |  |
|  <p><b>78"W Six Seater Banquette, Double Back</b><br/>COM Yardage: 12<br/>Freight Class: 300<br/>Product weight (lbs): 255<br/>Cubic Feet Per Carton: 141.7</p> | optional (KD) packaging<br>(no upcharge) | <b>8508-78</b> | 8838                      | 9276     | 9619     | 10126                  | 10837    | 11136    | 11752                  | 12722    | 13448 | 14241 | 15894 | 17632 |  |  |
|  |  |                | <b>OVERALL DIMENSIONS</b> |          |          | <b>SEAT DIMENSIONS</b> |          |          | <b>BACK DIMENSIONS</b> |          |       |       |       |       |  |  |
|  |  |                | <b>W</b>                  | <b>D</b> | <b>H</b> | <b>W</b>               | <b>D</b> | <b>H</b> | <b>W</b>               | <b>H</b> |       |       |       |       |  |  |
|  |  |                | 78                        | 55       | 48       | 78                     | 19       | 18       | 78                     | 30       |       |       |       |       |  |  |
|  |  |                | <b>RTA 00</b>             |          |          | 1 per carton           |          |          |                        |          |       |       |       |       |  |  |
|  <p><b>Ganging Bracket Kit</b><br/>COM Yardage: n/a<br/>Freight Class: 70<br/>Product weight (lbs): 0.5<br/>Cubic Feet Per Carton: 0.1</p>                      | Includes two brackets                    | <b>8509</b>    | List price                |          |          |                        |          |          |                        |          |       |       |       |       |  |  |
|  |  |                | 98                        |          |          |                        |          |          |                        |          |       |       |       |       |  |  |
|  |  |                | <b>OVERALL DIMENSIONS</b> |          |          | <b>SEAT DIMENSIONS</b> |          |          | <b>BACK DIMENSIONS</b> |          |       |       |       |       |  |  |
|  |  |                | <b>W</b>                  | <b>D</b> | <b>H</b> | <b>W</b>               | <b>D</b> | <b>H</b> | <b>W</b>               | <b>H</b> |       |       |       |       |  |  |
| 2.5  | 6  | 0.25           | -                         | -        | -        | -                      | -        |          |                        |          |       |       |       |       |  |  |
|  |  |                | <b>RTA 00</b>             |          |          | 1 per carton           |          |          |                        |          |       |       |       |       |  |  |

VITROLA



Vitrola is offered in two back heights, standard lounge and high back lounge, along with two and three seat sofa models.



Matching ottoman and accent pillow to complete the offering.

STANDARD FEATURES

- Classic soft seating upholstery design with swooping arms.
- Available in standard Lounge, High Back Lounge along with Two and Three Seat Sofa models.
- Matching Ottoman and Accent Pillow complete the offering.
- Fully upholstered with piping details at the bottom of frame.
- Seat cushions are fixed or sewn tight.
- Standard in tapered maple wood legs. Standard in tapered maple wood legs. Legs are equipped with White non-marking glides as standard. Suitable for both carpet and hard surface flooring.
- Back upholstery is continuous without seams. In the event the textile cannot be railroaded, stitch lines will be required (one for 2 seater and two for 3 seater).
- All models ship fully assembled.
- Check textile availability prior to specifying upholstery material.



OPTION CODES


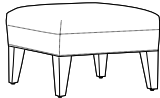




Please add option codes in the following order:

- **Model number**  
**8271** Lounge Chair  
**8272** Two Seat Sofa  
**8273** Three Seat Sofa  
**8274** Ottoman  
**8275** High Back Lounge Chair  
**8276** Accent Pillow
- **Fabric**  
Specify fabric code.
- **Wood Legs**  
**(AAM)** Absolute  
**(BKM)** Black  
**(ACM)** Cherry  
**(EOM)** English Oak  
**(ECM)** Espresso Café  
**(HGM)** Grey  
**(AHM)** Honey  
**(TMM)** Mahogany  
**(AVM)** Maple  
**(MWM)** Medium Walnut  
**(NLW)** Natural Walnut  
**(ASM)** Night  
**(NBM)** Noce Biondo  
**(NGM)** Noce Grigio  
**(NEM)** Noce Leggero  
**(NMM)** Noce Medio  
**(SKM)** Shaker Cherry  
**(TFM)** Fruitwood  
**(TWM)** Walnut  
**(WTM)** WC Cream  
**(WHM)** White  
**(WCM)** Winter Cherry  
(colors shown on website).

EXAMPLE OF ORDER CODE:

|              |        |           |
|--------------|--------|-----------|
| 8271         | WA50   | HGM       |
| Model Number | Fabric | Wood Legs |

| DESCRIPTION   | FEATURES | MODEL#      | STANDARD TEXTILE GRADES   |          |          |                        |          |          |                        |          |        |        |        |        |
|---|----------|-------------|---------------------------|----------|----------|------------------------|----------|----------|------------------------|----------|--------|--------|--------|--------|
|   |          |             | 1                         | 2        | 3        | 4                      | 5        | 6        | 7                      | 8        | 9      | 10     | 11     | 12     |
| <br><b>Lounge Chair</b><br>COM Yardage: 5.25<br>Freight Class: 150<br>Product Weight (lbs.): 90<br>Cubic Feet Per Carton: 20.25  |          | <b>8271</b> | \$1691                    | \$1895   | \$2053   | \$2290                 | \$2629   | \$2791   | \$3096                 | \$3585   | \$3962 | \$4380 | \$5242 | \$6163 |
|   |          |             | <b>OVERALL DIMENSIONS</b> |          |          | <b>SEAT DIMENSIONS</b> |          |          | <b>BACK DIMENSIONS</b> |          |        |        |        |        |
|   |          |             | <b>W</b>                  | <b>D</b> | <b>H</b> | <b>W</b>               | <b>D</b> | <b>H</b> | <b>W</b>               | <b>H</b> |        |        |        |        |
|   |          |             | 28                        | 31       | 34       | 22                     | 21       | 17.5     | 22                     | 18       |        |        |        |        |
|   |          |             | <b>RTA 00</b>             |          |          |                        |          |          |                        |          |        |        |        |        |
| <br><b>Two Seat Sofa</b><br>COM Yardage: 7.25<br>Freight Class: 250<br>Product Weight (lbs.): 107<br>Cubic Feet Per Carton: 36.5 |          | <b>8272</b> | \$2774                    | \$3096   | \$3349   | \$3731                 | \$4274   | \$4529   | \$5020                 | \$5802   | \$6404 | \$7075 | \$8457 | \$9927 |
|   |          |             | <b>OVERALL DIMENSIONS</b> |          |          | <b>SEAT DIMENSIONS</b> |          |          | <b>BACK DIMENSIONS</b> |          |        |        |        |        |
|   |          |             | <b>W</b>                  | <b>D</b> | <b>H</b> | <b>W</b>               | <b>D</b> | <b>H</b> | <b>W</b>               | <b>H</b> |        |        |        |        |
|   |          |             | 51                        | 31       | 34       | 44                     | 21       | 17.5     | 44                     | 18       |        |        |        |        |
|   |          |             | <b>RTA 00</b>             |          |          |                        |          |          |                        |          |        |        |        |        |


| DESCRIPTION   | FEATURES | MODEL#      | STANDARD TEXTILE GRADES   |          |          |   |          |          |                        |          |        |         |         |         |
|---|----------|-------------|---------------------------|----------|----------|---|----------|----------|------------------------|----------|--------|---------|---------|---------|
|   |          |             | 1                         | 2        | 3        | 4   | 5        | 6        | 7                      | 8        | 9      | 10      | 11      | 12      |
|  <p><b>Three Seat Sofa</b><br/>COM Yardage: 9.25<br/>Freight Class: 250<br/>Product Weight (lbs.): 140<br/>Cubic Feet Per Carton: 51.75</p>        |          | <b>8273</b> | \$3608                    | \$4090   | \$4473   | \$5045  | \$5858   | \$6238   | \$6976                 | \$8149   | \$9052 | \$10059 | \$12130 | \$14336 |
|   |          |             | <b>OVERALL DIMENSIONS</b> |          |          | <b>SEAT DIMENSIONS</b>  |          |          | <b>BACK DIMENSIONS</b> |          |        |         |         |         |
|   |          |             | <b>W</b>                  | <b>D</b> | <b>H</b> | <b>W</b>  | <b>D</b> | <b>H</b> | <b>W</b>               | <b>H</b> |        |         |         |         |
|   |          |             | 74.25                     | 31       | 34       | 66  | 21       | 17.5     | 66                     | 18       |        |         |         |         |
|   |          |             | <b>RTA 00</b>             |          |          |   |          |          |                        |          |        |         |         |         |
|  <p><b>Ottoman</b><br/>COM Yardage: 1.75<br/>Freight Class: 250<br/>Product Weight (lbs.): 20<br/>Cubic Feet Per Carton: 8</p>                     |          | <b>8274</b> | \$972                     | \$1078   | \$1157   | \$1277  | \$1445   | \$1526   | \$1679                 | \$1924   | \$2112 | \$2321  | \$2754  | \$3213  |
|   |          |             | <b>OVERALL DIMENSIONS</b> |          |          | <b>SEAT DIMENSIONS</b>  |          |          | <b>BACK DIMENSIONS</b> |          |        |         |         |         |
|   |          |             | <b>W</b>                  | <b>D</b> | <b>H</b> | <b>W</b>  | <b>D</b> | <b>H</b> | <b>W</b>               | <b>H</b> |        |         |         |         |
|   |          |             | 24                        | 24       | 17       | -   | -        | -        | -                      | -        |        |         |         |         |
|   |          |             | <b>RTA 00</b>             |          |          |   |          |          |                        |          |        |         |         |         |
|  <p><b>High Back Lounge Chair</b><br/>COM Yardage: 6.25<br/>Freight Class: 250<br/>Product Weight (lbs.): 96<br/>Cubic Feet Per Carton: 28.25</p> |          | <b>8275</b> | \$2035                    | \$2259   | \$2433   | \$2696  | \$3068   | \$3242   | \$3581                 | \$4119   | \$4534 | \$4994  | \$5944  | \$6955  |
|   |          |             | <b>OVERALL DIMENSIONS</b> |          |          | <b>SEAT DIMENSIONS</b>  |          |          | <b>BACK DIMENSIONS</b> |          |        |         |         |         |
|   |          |             | <b>W</b>                  | <b>D</b> | <b>H</b> | <b>W</b>  | <b>D</b> | <b>H</b> | <b>W</b>               | <b>H</b> |        |         |         |         |
|   |          |             | 28                        | 31       | 42       | 22  | 21       | 17.5     | 22                     | 26       |        |         |         |         |
|   |          |             | <b>RTA 00</b>             |          |          |   |          |          |                        |          |        |         |         |         |
|  <p><b>Accent Pillow</b><br/>COM Yardage: 0.75<br/>Freight Class: 150<br/>Product Weight (lbs.): 4<br/>Cubic Feet Per Carton: 1</p>              |          | <b>8276</b> | \$202                     | \$230    | \$252    | \$282   | \$327    | \$348    | \$387                  | \$451    | \$500  | \$555   | \$668   | \$786   |
|   |          |             | <b>OVERALL DIMENSIONS</b> |          |          | <b>SEAT DIMENSIONS</b>  |          |          | <b>BACK DIMENSIONS</b> |          |        |         |         |         |
|   |          |             | <b>W</b>                  | <b>D</b> | <b>H</b> | <b>W</b>  | <b>D</b> | <b>H</b> | <b>W</b>               | <b>H</b> |        |         |         |         |
|   |          |             | 23                        | 6        | 8        | -   | -        | -        | -                      | -        |        |         |         |         |
|   |          |             | <b>RTA 00</b>             |          |          |   |          |          |                        |          |        |         |         |         |
|   |          |             |                           |          |          |   |          |          | 1 per carton           |          |        |         |         |         |

WIND™




models 3361 Lounge chair & 3362 Two seat sofa, with 3357 Coffee table.

ADDITIONAL STITCH DETAIL - ILLUSTRATIONS BELOW



Standard Detailing - when upholstered in FABRIC or VINYL



Additional Detailing - when upholstered in GENUINE LEATHER



Contrasting Textile Application



For Wind tables, see page 382

STANDARD FEATURES


- The Wind and Wind Linear series are compact, contemporary designed seating offering a raised, modern version of the traditional lounge chair; scaled down for smaller spaces.
- Wind is comprised of freestanding lounge chairs and tables.
- Wind Linear (see page 384 includes ganging seating and tables.
- Metal leg models (3361, 3362 and 3363) are available in plated and painted finishes noted.
- Wood leg models (3431, 3432 and 3433) are available in standard Global wood finishes.
- Wind tables are available with metal legs only.
- Metal legs are standard with Black glides and offer non-marking glides at no upcharge.
- Wood legs are standard with nonmarking glides and offer a variety of glide types for various flooring types. See list for types and upcharges.
- Casters are not available for Wind.
- Available with fabric, coated textile and leather upholstery; check approved textiles prior to ordering.
- The series is available with contrasting fabrics. Specify arms, back and front rail separate from seat cushion, see model image.
- For pricing, start with the base price and add both back/arms graded textile upcharge and the seat graded textile upcharge.
- For leather upholstery, note additional stitch details on seat and outside arm and back panels.
- Wind is covered under Global's Limited Lifetime Warranty.
- Wind seating has a 300 lb capacity.






Add option codes in the following order:

- **Model Number**  
Specify model number.  
3431 to 3433 Wood leg seating  
3361 to 3363 Metal leg seating
- **Back and Arm Textile** (includes front rail)  
Specify textile code.
- **Seat Textile**  
Specify textile code.
- **Leg Finish** (metal legs)
 


|                |                      |
|----------------|----------------------|
| (TBL) Black    | (TBZ) Buzz Blue      |
| (TCC) Cactus   | (TCR) Carrot         |
| (TDJ) Dijon    | (TDW) Designer White |
| (TEG) Eggplant | (TFO) Fog            |
| (TFR) Frost    | (TIN) Ink            |
| (TIV) Cloud    | (TKA) Kalua          |
| (TLA) Latte    | (TMO) Mocha          |
| (TOA) Toast    | (TNE) Nevada         |
| (TSH) Shadow   | (TSN) Sand           |
| (TSR) Scarlet  | (TTU) Tungsten       |
- **Leg Finish** (wood legs)
 

|                      |                     |
|----------------------|---------------------|
| (AAM) Absolute       | (BKM) Black         |
| (ACM) Cherry         | (EOM) English Oak   |
| (ECM) Espresso Cafe  | (TFM) Fruitwood     |
| (HGM) Grey           | (AHM) Honey         |
| (TMM) Mahogany       | (AVM) Maple         |
| (NLW) Natural Walnut | (MWM) Medium Walnut |
| (ASM) Night          | (NBM) Noce Biondo   |
| (NGM) Noce Grigio    | (NEM) Noce Leggero  |
| (NMM) Noce Medio     | (SKM) Shaker Cherry |
| (TWM) Walnut         | (WTM) WC Cream      |
| (WHM) White          | (WCM) Winter Cherry |
- **Glide Type (metal legs)**
  - (GL) Black Glide for most surfaces (standard).
  - (NM) Non-Marking Glide for most surfaces. No upcharge.
- **Glide Type (wood legs)**
  - (NM) Non-marking glides for most surfaces (standard).
  - (SG) Steel cushioned glides for carpeted surfaces.. Add \$36
  - (RG) Rubber non-slip glides for most hard floor surfaces. Add \$36
  - (FG) Felt glides for most hard floor surfaces. Add \$36

| DESCRIPTION  | FEATURES | MODEL#                    | STANDARD TEXTILE GRADES |      |      |       |       |       |       |       |        |        |        |        |  |  |
|--|----------|---------------------------|-------------------------|------|------|-------|-------|-------|-------|-------|--------|--------|--------|--------|--|--|
|  |          |                           | 1                       | 2    | 3    | 4     | 5     | 6     | 7     | 8     | 9      | 10     | 11     | 12     |  |  |
|  <p><b>Lounge Chair, Wood Legs</b><br/>COM Yardage: Back: 3.5; Seat: 1<br/>Freight Class: 250<br/>Product Weight (lbs.): 59<br/>Cubic Feet Per Carton: 16.5</p> | 3431     | Base Price:               | \$2950                  |      |      |       |       |       |       |       |        |        |        |        |  |  |
|  |          | Back/Arm upcharge:        | +0                      | +0   | \$93 | \$229 | \$421 | \$503 | \$669 | \$931 | \$1127 | \$1341 | \$1788 | \$2257 |  |  |
|  |          | Seat upcharge:            | +0                      | +0   | \$27 | \$66  | \$121 | \$144 | \$191 | \$266 | \$322  | \$383  | \$511  | \$645  |  |  |
|  |          | <b>OVERALL DIMENSIONS</b> |                         |      |      |       |       |       |       |       |        |        |        |        |  |  |
|  |          | W                         | D                       | H    | W    | D     | H     | W     | D     | H     | W      | H      |        |        |  |  |
|  |          | 27.5                      | 29                      | 28.5 | 19.5 | 19    | 17    | 19    |       |       | 12     |        |        |        |  |  |
|  |          | <b>RTA 00</b>             |                         |      |      |       |       |       |       |       |        |        |        |        |  |  |

| DESCRIPTION   | FEATURES | MODEL#                    | STANDARD TEXTILE GRADES |          |          |                        |       |       |                        |        |          |          |        |        |  |  |
|---|----------|---------------------------|-------------------------|----------|----------|------------------------|-------|-------|------------------------|--------|----------|----------|--------|--------|--|--|
|   |          |                           | 1                       | 2        | 3        | 4                      | 5     | 6     | 7                      | 8      | 9        | 10       | 11     | 12     |  |  |
|  <p><b>Two Seat Sofa, Wood Legs</b><br/>COM Yardage: Back: 5 ; Seat: 1.75<br/>Freight Class: 250<br/>Product Weight (lbs.): 98<br/>Cubic Feet Per Carton: 30</p>         | 3432     | Base Price:               | \$3833                  |          |          |                        |       |       |                        |        |          |          |        |        |  |  |
|   |          | Back/Arm upcharge:        | +0                      | +0       | \$132    | \$328                  | \$602 | \$718 | \$955                  | \$1330 | \$1609   | \$1915   | \$2554 | \$3224 |  |  |
|   |          | Seat upcharge:            | +0                      | +0       | \$47     | \$115                  | \$211 | \$252 | \$335                  | \$466  | \$564    | \$671    | \$894  | \$1129 |  |  |
|   |          | <b>OVERALL DIMENSIONS</b> | <b>W</b>                | <b>D</b> | <b>H</b> | <b>SEAT DIMENSIONS</b> |       |       | <b>BACK DIMENSIONS</b> |        | <b>W</b> | <b>H</b> |        |        |  |  |
|   |          |                           | 54.5                    | 29       | 28.5     | 46.5                   | 19    | 17    | 46.5                   | 12     |          |          |        |        |  |  |
|   |          | <b>RTA 00</b>             |                         |          |          |                        |       |       |                        |        |          |          |        |        |  |  |
|  <p><b>Three Seat Sofa, Wood Legs</b><br/>COM Yardage: Back: 6 ; Seat: 3<br/>Freight Class: 250<br/>Product Weight (lbs.): 129<br/>Cubic Feet Per Carton: 42.5</p>       | 3433     | Base Price:               | \$4713                  |          |          |                        |       |       |                        |        |          |          |        |        |  |  |
|   |          | Back/Arm upcharge:        | +0                      | +0       | \$159    | \$393                  | \$722 | \$861 | \$1146                 | \$1596 | \$1931   | \$2298   | \$3064 | \$3868 |  |  |
|   |          | Seat upcharge:            | +0                      | +0       | \$80     | \$197                  | \$361 | \$431 | \$573                  | \$798  | \$966    | \$1149   | \$1532 | \$1934 |  |  |
|   |          | <b>OVERALL DIMENSIONS</b> | <b>W</b>                | <b>D</b> | <b>H</b> | <b>SEAT DIMENSIONS</b> |       |       | <b>BACK DIMENSIONS</b> |        | <b>W</b> | <b>H</b> |        |        |  |  |
|   |          |                           | 78                      | 29       | 28.5     | 70.5                   | 19    | 17    | 70.5                   | 12     |          |          |        |        |  |  |
|   |          | <b>RTA 00</b>             |                         |          |          |                        |       |       |                        |        |          |          |        |        |  |  |
|  <p><b>Lounge Chair, Metal Legs</b><br/>COM Yardage: Back: 2.75 ; Seat: 1.75<br/>Freight Class: 250<br/>Product Weight (lbs.): 62<br/>Cubic Feet Per Carton: 16.5</p>    | 3361     | Base Price:               | \$2687                  |          |          |                        |       |       |                        |        |          |          |        |        |  |  |
|   |          | Back/Arm upcharge:        | +0                      | +0       | \$73     | \$181                  | \$332 | \$395 | \$526                  | \$732  | \$886    | \$1054   | \$1405 | \$1774 |  |  |
|   |          | Seat upcharge:            | +0                      | +0       | \$47     | \$115                  | \$211 | \$252 | \$335                  | \$466  | \$564    | \$671    | \$894  | \$1129 |  |  |
|   |          | <b>OVERALL DIMENSIONS</b> | <b>W</b>                | <b>D</b> | <b>H</b> | <b>SEAT DIMENSIONS</b> |       |       | <b>BACK DIMENSIONS</b> |        | <b>W</b> | <b>H</b> |        |        |  |  |
|   |          |                           | 27.5                    | 29       | 28.5     | 19.5                   | 19    | 17    | 19                     | 12     |          |          |        |        |  |  |
|   |          | <b>RTA 00</b>             |                         |          |          |                        |       |       |                        |        |          |          |        |        |  |  |
|  <p><b>Two Seat Sofa, Metal Legs</b><br/>COM Yardage: Back: 3.5 ; Seat: 3.25<br/>Freight Class: 250<br/>Product Weight (lbs.): 102<br/>Cubic Feet Per Carton: 250</p>  | 3362     | Base Price:               | \$3570                  |          |          |                        |       |       |                        |        |          |          |        |        |  |  |
|   |          | Back/Arm upcharge:        | +0                      | +0       | \$93     | \$229                  | \$421 | \$503 | \$669                  | \$931  | \$1127   | \$1341   | \$1788 | \$2257 |  |  |
|   |          | Seat upcharge:            | +0                      | +0       | \$87     | \$214                  | \$392 | \$467 | \$622                  | \$865  | \$1047   | \$1245   | \$1660 | \$2096 |  |  |
|   |          | <b>OVERALL DIMENSIONS</b> | <b>W</b>                | <b>D</b> | <b>H</b> | <b>SEAT DIMENSIONS</b> |       |       | <b>BACK DIMENSIONS</b> |        | <b>W</b> | <b>H</b> |        |        |  |  |
|   |          |                           | 54.5                    | 29       | 28.5     | 46.5                   | 19    | 17    | 46.5                   | 12     |          |          |        |        |  |  |
|   |          | <b>RTA 00</b>             |                         |          |          |                        |       |       |                        |        |          |          |        |        |  |  |
|  <p><b>Three Seat Sofa, Metal Legs</b><br/>COM Yardage: Back: 4.5 ; Seat: 4.5<br/>Freight Class: 250<br/>Product Weight (lbs.): 135<br/>Cubic Feet Per Carton: 250</p> | 3363     | Base Price:               | \$4449                  |          |          |                        |       |       |                        |        |          |          |        |        |  |  |
|   |          | Back/Arm upcharge:        | +0                      | +0       | \$120    | \$295                  | \$542 | \$646 | \$860                  | \$1197 | \$1449   | \$1724   | \$2298 | \$2902 |  |  |
|   |          | Seat upcharge:            | +0                      | +0       | \$120    | \$295                  | \$542 | \$646 | \$860                  | \$1197 | \$1449   | \$1724   | \$2298 | \$2902 |  |  |
|   |          | <b>OVERALL DIMENSIONS</b> | <b>W</b>                | <b>D</b> | <b>H</b> | <b>SEAT DIMENSIONS</b> |       |       | <b>BACK DIMENSIONS</b> |        | <b>W</b> | <b>H</b> |        |        |  |  |
|   |          |                           | 78                      | 29       | 28.5     | 70.5                   | 19    | 17    | 70.5                   | 12     |          |          |        |        |  |  |
|   |          | <b>RTA 00</b>             |                         |          |          |                        |       |       |                        |        |          |          |        |        |  |  |

WIND™ TABLES



models 3361 Lounge chair & 3362 Two seat sofa, with 3357 Coffee table.





For Wind seating, see page 380


STANDARD FEATURES


- Wind tables compliment the modern decor of many environments, pairing naturally with Wind and Wind Linear lounge seating and other contemporary seating, such as Kate, Erin, and Marche.
- Metal Legs are available in plated and painted finishes noted.
- Table tops are standard with Thermally Fused Laminate (LPL). High Pressure Laminate (HPL) surface is available at a 20% upcharge.


Add option codes in the following order:

- **Model Number**  
Specify model number.  
3366 to 3371 Metal leg tables
- **Laminate Tops (LPL)**  
(**ACJ**) Absolute Acajou (**ASN**) Asian Night  
(**AWC**) Avant Cherry (**AWH**) Avant Honey  
(**BLK**) Black (**BRC**) Brushed Cobalt  
(**BZD**) Blizzard (**CGY**) Custom Grey  
(**CMB**) Clear Maple (**DES**) Dark Espresso  
(**DWT**) Designer White (**FAS**) Fashionista  
(**FCL**) First Class (**NBL**) Noce Biondo  
(**NGL**) Noce Grigio (**NEL**) Noce Leggero  
(**NML**) Noce Medio  
(**QTM**) Quartered Mahogany  
(**SBY**) Sheer Beauty (**SDT**) Stonedust  
(**SOG**) Storm Grey (**WHE**) Walnut Heights  
(**WHC**) White Chocolate (**WCR**) Winter Cherry
- **Leg Finish** (metal legs)  
(**TBL**) Black (**TBZ**) Buzz Blue  
(**TCC**) Cactus (**TCR**) Carrot  
(**TDJ**) Dijon (**TDW**) Designer White  
(**TEG**) Eggplant (**TFO**) Fog  
(**TFR**) Frost (**TIN**) Ink  
(**TIV**) Cloud (**TKA**) Kalua  
(**TLA**) Latte (**TMO**) Mocha  
(**TOA**) Toast (**TNE**) Nevada  
(**TSH**) Shadow (**TSN**) Sand  
(**TSR**) Scarlet (**TTU**) Tungsten  
Metallics:  
(**CHM**) Chrome. No upcharge.  
(**BCH**) Brushed Chrome. Add \$224
- **Glide Type**  
(**GL**) Black Glide for most surfaces (standard).  
(**NM**) Non-Marking Glide for most surfaces. No upcharge.

| DESCRIPTION  | FEATURES   | MODEL#                    | STANDARD TEXTILE GRADES |          |                        |          |          |                        |          |   |   |    |    |    |  |
|--|--|---------------------------|-------------------------|----------|------------------------|----------|----------|------------------------|----------|---|---|----|----|----|--|
|  |  |                           | 1                       | 2        | 3                      | 4        | 5        | 6                      | 7        | 8 | 9 | 10 | 11 | 12 |  |
|  <p><b>End Table</b><br/>COM Yardage: N/A<br/>Freight Class: 250<br/>Product Weight (lbs.): 36<br/>Cubic Feet Per Carton: 11.5</p>              | <p><b>3366</b> List Price: \$985<br/>Laminate Top</p>  |                           |                         |          |                        |          |          |                        |          |   |   |    |    |    |  |
|  |  | <b>OVERALL DIMENSIONS</b> |                         |          | <b>SEAT DIMENSIONS</b> |          |          | <b>BACK DIMENSIONS</b> |          |   |   |    |    |    |  |
|  |  | <b>W</b>                  | <b>D</b>                | <b>H</b> | <b>W</b>               | <b>D</b> | <b>H</b> | <b>W</b>               | <b>H</b> |   |   |    |    |    |  |
|  | 24   | 24                        | 17                      | -        | -                      | -        | -        | -                      |          |   |   |    |    |    |  |
|  |  | <b>RTA 00</b>             |                         |          |                        |          |          |                        |          |   |   |    |    |    |  |
|  <p><b>Rectangular Coffee Table</b><br/>COM Yardage: N/A<br/>Freight Class: 250<br/>Product Weight (lbs.): 52<br/>Cubic Feet Per Carton: 16</p> | <p><b>3367</b> List Price: \$1302<br/>Laminate Top</p> |                           |                         |          |                        |          |          |                        |          |   |   |    |    |    |  |
|  |  | <b>OVERALL DIMENSIONS</b> |                         |          | <b>SEAT DIMENSIONS</b> |          |          | <b>BACK DIMENSIONS</b> |          |   |   |    |    |    |  |
|  |  | <b>W</b>                  | <b>D</b>                | <b>H</b> | <b>W</b>               | <b>D</b> | <b>H</b> | <b>W</b>               | <b>H</b> |   |   |    |    |    |  |
|  | 48   | 20                        | 15                      | -        | -                      | -        | -        | -                      |          |   |   |    |    |    |  |
|  |  | <b>RTA 00</b>             |                         |          |                        |          |          |                        |          |   |   |    |    |    |  |

| DESCRIPTION  | FEATURES                    | MODEL#             | STANDARD TEXTILE GRADES   |          |          |                        |          |          |                        |          |   |    |    |    |  |  |  |
|--|-----------------------------|--------------------|---------------------------|----------|----------|------------------------|----------|----------|------------------------|----------|---|----|----|----|--|--|--|
|  |                             |                    | 1                         | 2        | 3        | 4                      | 5        | 6        | 7                      | 8        | 9 | 10 | 11 | 12 |  |  |  |
|   | <b>3368</b><br>Laminate Top | List Price: \$1762 |                           |          |          |                        |          |          |                        |          |   |    |    |    |  |  |  |
| <b>Square Coffee Table</b><br>COM Yardage: N/A<br>Freight Class: Z50<br>Product Weight (lbs.): 66<br>Cubic Feet Per Carton: 22 |                             |                    | <b>OVERALL DIMENSIONS</b> |          |          | <b>SEAT DIMENSIONS</b> |          |          | <b>BACK DIMENSIONS</b> |          |   |    |    |    |  |  |  |
|  |                             |                    | <b>W</b>                  | <b>D</b> | <b>H</b> | <b>W</b>               | <b>D</b> | <b>H</b> | <b>W</b>               | <b>H</b> |   |    |    |    |  |  |  |
|  |                             |                    | 36                        | 36       | 15       | -                      | -        | -        | -                      | -        |   |    |    |    |  |  |  |
|  |                             |                    | <b>RTA 00</b>             |          |          |                        |          |          |                        |          |   |    |    |    |  |  |  |

| DESCRIPTION  | FEATURES                    | MODEL#             | STANDARD TEXTILE GRADES               |          |          |                        |          |          |                        |          |   |    |    |    |  |  |  |
|--|-----------------------------|--------------------|---------------------------------------|----------|----------|------------------------|----------|----------|------------------------|----------|---|----|----|----|--|--|--|
|  |                             |                    | 1                                     | 2        | 3        | 4                      | 5        | 6        | 7                      | 8        | 9 | 10 | 11 | 12 |  |  |  |
|   | <b>3870</b><br>Laminate Top | List Price: \$1077 |                                       |          |          |                        |          |          |                        |          |   |    |    |    |  |  |  |
| <b>Round Table</b><br>COM Yardage: N/A<br>Freight Class: Z50<br>Product Weight (lbs.): 35<br>Cubic Feet Per Carton: 11.5 |                             |                    | <b>OVERALL DIMENSIONS</b>             |          |          | <b>SEAT DIMENSIONS</b> |          |          | <b>BACK DIMENSIONS</b> |          |   |    |    |    |  |  |  |
|  |                             |                    | <b>W</b>                              | <b>D</b> | <b>H</b> | <b>W</b>               | <b>D</b> | <b>H</b> | <b>W</b>               | <b>H</b> |   |    |    |    |  |  |  |
|  |                             |                    | 24                                    | 24       | 17       | -                      | -        | -        | -                      | -        |   |    |    |    |  |  |  |
|  |                             |                    | <b>RTA 00</b> <b>FedEx</b> <b>ups</b> |          |          |                        |          |          |                        |          |   |    |    |    |  |  |  |

| DESCRIPTION   | FEATURES                    | MODEL#             | STANDARD TEXTILE GRADES   |          |          |                        |          |          |                        |          |   |    |    |    |  |  |  |
|---|-----------------------------|--------------------|---------------------------|----------|----------|------------------------|----------|----------|------------------------|----------|---|----|----|----|--|--|--|
|   |                             |                    | 1                         | 2        | 3        | 4                      | 5        | 6        | 7                      | 8        | 9 | 10 | 11 | 12 |  |  |  |
|    | <b>3871</b><br>Laminate Top | List Price: \$1584 |                           |          |          |                        |          |          |                        |          |   |    |    |    |  |  |  |
| <b>Round Coffee Table</b><br>COM Yardage: N/A<br>Freight Class: Z50<br>Product Weight (lbs.): 57<br>Cubic Feet Per Carton: 22 |                             |                    | <b>OVERALL DIMENSIONS</b> |          |          | <b>SEAT DIMENSIONS</b> |          |          | <b>BACK DIMENSIONS</b> |          |   |    |    |    |  |  |  |
|   |                             |                    | <b>W</b>                  | <b>D</b> | <b>H</b> | <b>W</b>               | <b>D</b> | <b>H</b> | <b>W</b>               | <b>H</b> |   |    |    |    |  |  |  |
|   |                             |                    | 36                        | 36       | 15       | -                      | -        | -        | -                      | -        |   |    |    |    |  |  |  |
|   |                             |                    | <b>RTA 00</b>             |          |          |                        |          |          |                        |          |   |    |    |    |  |  |  |

WIND™ LINEAR



models 3363R and 3363L with 3882 bridge table, 3360 table attaching bracket kit and two 3380 coffee tables



Contrasting Textile Application



For Wind Linear tables, see page 389

STANDARD FEATURES

- Wind Linear is an extension of the Wind lounge series with an emphasis on expansive, clean lines.
- Wind Linear tables complement the modern decor of many offices.
- This modular furniture series includes single arm and armless sofas and benches for use as freestanding or ganged seating. See ganging features below.
- Metal Leg models (3361L/R/NA, 3363L/R/NA, 3361B and 3363B ) are available in plated and painted finishes noted.
- Wood Leg models (3431L/R/NA, 3433L/R/NA, 3434B and 3435B ) are available in standard Global wood finishes, noted.
- Casters are not available on Wind Linear.
- Wind Linear tables are available with metal legs.
- A variety of glide types are available. Use glide chart for recommended glide use on various flooring types.
- Available with fabric, coated textile and leather upholstery; check approved textiles prior to ordering.
- The series is available with contrasting fabrics. Specify arms, back and front rail separate from seat cushion, see model image.
- For pricing, start with the base price and add both back/arms graded textile upcharge and the seat graded textile upcharge.
- For leather upholstery, note additional stitch details on seat and outside arm and back panels.
- Wind is covered under Global's Limited Lifetime Warranty.
- Wind Linear seating has a 300 lb capacity.

GANGING FEATURES

- Metal or wood leg seating gang to table 'bridges' and metal leg corner tables in-between seating units at armless ends. A table attaching bracket kit (3360) is required, specified separately and field installed. See Wind Linear Tables for details.
- Wood Leg seating models (only) offer a (GBS) ganging seat-to-seat option to gang seating together at armless ends (without tables). Option must be selected at the time of the order, the ganging bracket is factory installed and cannot be field installed. See above for ganging with tables.
- Benches and ottomans do not gang to seating models.

Add option codes in the following order:

- **Model Number**  
Specify model number.  
3361 to 3363 Metal leg seating  
3431 to 3435 Wood leg seating
- **Back and Arm Textile** (includes front rail)  
Specify textile code.
- **Seat Textile**  
Specify textile code.
- **Leg Finish** (metal legs)
 

|                |                      |
|----------------|----------------------|
| (TBL) Black    | (TBZ) Buzz Blue      |
| (TCC) Cactus   | (TCR) Carrot         |
| (TDJ) Dijon    | (TDW) Designer White |
| (TEG) Eggplant | (TFO) Fog            |
| (TFR) Frost    | (TIN) Ink            |
| (TIV) Cloud    | (TKA) Kalua          |
| (TLA) Latte    | (TMO) Mocha          |
| (TOA) Toast    | (TSH) Shadow         |
| (TSN) Sand     | (TSR) Scarlet        |

Metallics:  
(CHM) Chrome. No upcharge.  
(BCH) Brushed Chrome. Add \$165 for single seaters. Add \$257 for three seat sofas. Add \$165 for ottoman. Add \$224 for bench.
- **Leg Finish** (wood legs)
 

|                      |                     |
|----------------------|---------------------|
| (AAM) Absolute       | (BKM) Black         |
| (ACM) Cherry         | (EOM) English Oak   |
| (ECM) Espresso Cafe  | (TFM) Fruitwood     |
| (HGM) Grey           | (AHM) Honey         |
| (TMM) Mahogany       | (AVM) Maple         |
| (NLW) Natural Walnut | (MWM) Medium Walnut |
| (ASM) Night          | (NBM) Noce Biondo   |
| (NGM) Noce Grigio    | (NEM) Noce Leggero  |
| (NMM) Noce Medio     | (SKM) Shaker Cherry |
| (TWM) Walnut         | (WTM) WC Cream      |
| (WHM) White          | (WCM) Winter Cherry |
- **Glide Type** (metal legs)
 

|  |
|--|
| (GL) Black Glide for most surfaces (standard)          |
| (NM) Non-Marking Glide for most surfaces. No upcharge. |
- **Glide Type** (wood legs)
 

|  |
|--|
| (NM) Non-marking glides for most surfaces (standard).              |
| (SG) Steel cushioned glides for carpeted surfaces. Add \$36        |
| (RG) Rubber non-slip glides for most hard floor surfaces. Add \$36 |
| (FG) Felt glides for most hard floor surfaces. Add \$36            |
- **Ganging** (wood leg seating - for ganging seat to seat)
 

|                                     |
|-------------------------------------|
| (NG) No ganging (Standard)          |
| (GS) Ganging seat to seat. Add \$48 |

SAMPLE LAYOUTS

Layout A



| Qty | Model Number  | Description                         | Dimensions       | List Price |
|-----|---------------|-------------------------------------|------------------|------------|
| 1   | <b>3361R</b>  | Single Seater - Right Arm           | 39.5 x 29 x 28.5 | 2844       |
| 1   | <b>3361L</b>  | Single Seater - Left Arm            | 39.5 x 29 x 28.5 | 2844       |
| 1   | <b>3363NA</b> | Single Sofa - Armless               | 72 x 29 x 28.5   | 3788       |
| 1   | <b>3881R</b>  | Bridge Corner Table - Right         | 25 x 25 x 12     | 1839       |
| 1   | <b>3881L</b>  | Bridge Corner Table - Left          | 25 x 25 x 12     | 1839       |
| 2   | <b>3360</b>   | Table Bracket Kit - 1 Kit per table |                  | 204 x 2    |

**SAMPLE LAYOUT TOTAL IN STANDARD BLACK FRAME \$12,852**

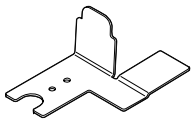
Layout B



| Qty | Model Number  | Description                         | Dimensions       | List Price |
|-----|---------------|-------------------------------------|------------------|------------|
| 1   | <b>3361R</b>  | Single Seater - Right Arm           | 39.5 x 29 x 28.5 | 2844       |
| 1   | <b>3361L</b>  | Single Seater - Left Arm            | 39.5 x 29 x 28.5 | 2844       |
| 1   | <b>3361NA</b> | Single Seater - Armless             | 36.5 x 29 x 28.5 | 2514       |
| 2   | <b>3882</b>   | Bridge End Table                    | 25 x 20 x 12     | 1005 x 2   |
| 2   | <b>3360</b>   | Table Bracket Kit - 1 Kit per table |                  | 204 x 2    |

**SAMPLE LAYOUT TOTAL IN STANDARD BLACK FRAME \$10,062**

| DESCRIPTION | FEATURES | MODEL# | STANDARD TEXTILE GRADES |   |   |   |   |   |   |   |   |    |    |    |
|-------------|----------|--------|-------------------------|---|---|---|---|---|---|---|---|----|----|----|
|             |          |        | 1                       | 2 | 3 | 4 | 5 | 6 | 7 | 8 | 9 | 10 | 11 | 12 |



**3360** List Price: \$204

| OVERALL DIMENSIONS |   |   | SEAT DIMENSIONS |   |   | BACK DIMENSIONS |   |  |
|--------------------|---|---|-----------------|---|---|-----------------|---|--|
| W                  | D | H | W               | D | H | W               | H |  |

|   |   |   |   |   |   |   |   |
|---|---|---|---|---|---|---|---|
| - | - | - | - | - | - | - | - |
|---|---|---|---|---|---|---|---|



**Table Bracket Kit**  
 COM Yardage: N/A  
 Freight Class: 70  
 Product Weight (lbs.): 1.5  
 Cubic Feet Per Carton: 0.03 ( 1 Kit per carton)

Includes 4 brackets and hardware.  
 Use with models 3381R, 3381L, 3436R, 3436L, 3882 and 3884



**3361R 3361L**






| 3361R/3361L | Base Price:        | 1  | 2  | 3    | 4     | 5     | 6     | 7     | 8     | 9     | 10    | 11     | 12     |
|-------------|--------------------|----|----|------|-------|-------|-------|-------|-------|-------|-------|--------|--------|
|             | \$2844             |    |    |      |       |       |       |       |       |       |       |        |        |
|             | Back/Arm upcharge: | +0 | +0 | \$67 | \$164 | \$301 | \$359 | \$478 | \$665 | \$805 | \$958 | \$1277 | \$1613 |
|             | Seat upcharge:     | +0 | +0 | \$61 | \$148 | \$272 | \$323 | \$431 | \$599 | \$725 | \$862 | \$1149 | \$1451 |





| OVERALL DIMENSIONS |   |   | SEAT DIMENSIONS |   |   | BACK DIMENSIONS |   |  |
|--------------------|---|---|-----------------|---|---|-----------------|---|--|
| W                  | D | H | W               | D | H | W               | H |  |


|      |    |      |    |    |    |    |    |
|------|----|------|----|----|----|----|----|
| 39.5 | 29 | 28.5 | 36 | 19 | 17 | 36 | 12 |
|------|----|------|----|----|----|----|----|



**Single Seater - w/ Left or Right Arm, Metal Legs**  
 COM Yardage: Back: 2.5 ; Seat: 2.25  
 Freight Class: 250  
 Product Weight (lbs.): 72  
 Cubic Feet Per Carton: 28.5

| DESCRIPTION   | FEATURES                       | MODEL#        |          | STANDARD TEXTILE GRADES |                        |        |        |                        |        |        |        |        |        |
|---|--------------------------------|---------------|----------|-------------------------|------------------------|--------|--------|------------------------|--------|--------|--------|--------|--------|
|   |                                | 1             | 2        | 3                       | 4                      | 5      | 6      | 7                      | 8      | 9      | 10     | 11     | 12     |
|  <p><b>Single Seater - Armless, Metal Legs</b><br/>COM Yardage: Back: 1.5; Seat: 1.75<br/>Freight Class: 250<br/>Product Weight (lbs.): 58<br/>Cubic Feet Per Carton: 28.5</p>               | <b>3361NA</b> Base Price:      | \$2514        |          |                         |                        |        |        |                        |        |        |        |        |        |
|   | Back/Arm upcharge:             | +0            | +0       | \$41                    | \$99                   | \$181  | \$216  | \$287                  | \$399  | \$484  | \$575  | \$766  | \$968  |
|   | Seat upcharge:                 | +0            | +0       | \$47                    | \$115                  | \$211  | \$252  | \$335                  | \$466  | \$564  | \$671  | \$894  | \$1129 |
|   | <b>OVERALL DIMENSIONS</b>      | <b>W</b>      | <b>D</b> | <b>H</b>                | <b>SEAT DIMENSIONS</b> |        |        | <b>BACK DIMENSIONS</b> |        |        |        |        |        |
|   | 36.5                           | 29            | 28.5     | 36.5                    | 19                     | 17     | 36.5   | 12                     |        |        |        |        |        |
|   | <b>RTA 00</b>                  |               |          |                         |                        |        |        |                        |        |        |        |        |        |
|  <p><b>Three Seat Sofa - w/ Left or Right Arm, Metal Legs</b><br/>COM Yardage: Back: 3.5; Seat: 4.25<br/>Freight Class: 250<br/>Product Weight (lbs.): 120<br/>Cubic Feet Per Carton: 41</p> | <b>3363R/3363L</b> Base Price: | \$4257        |          |                         |                        |        |        |                        |        |        |        |        |        |
|   | Back/Arm upcharge:             | +0            | +0       | \$93                    | \$229                  | \$421  | \$503  | \$669                  | \$931  | \$1127 | \$1341 | \$1788 | \$2257 |
|   | Seat upcharge:                 | +0            | +0       | \$113                   | \$279                  | \$512  | \$610  | \$813                  | \$1130 | \$1369 | \$1628 | \$2171 | \$2740 |
|   | <b>OVERALL DIMENSIONS</b>      | <b>W</b>      | <b>D</b> | <b>H</b>                | <b>SEAT DIMENSIONS</b> |        |        | <b>BACK DIMENSIONS</b> |        |        |        |        |        |
|   | 75                             | 29            | 28.5     | 17                      | 19                     | 17     | 71     | 12                     |        |        |        |        |        |
|   | <b>RTA 00</b>                  |               |          |                         |                        |        |        |                        |        |        |        |        |        |
|  <p><b>Three Seat Sofa - Armless, Metal Legs</b><br/>COM Yardage: Back: 2.25; Seat: 4.25<br/>Freight Class: 250<br/>Product Weight (lbs.): 111<br/>Cubic Feet Per Carton: 39.25</p>          | <b>3363NA</b> Base Price:      | \$3788        |          |                         |                        |        |        |                        |        |        |        |        |        |
|   | Back/Arm upcharge:             | +0            | +0       | \$61                    | \$148                  | \$272  | \$323  | \$431                  | \$599  | \$725  | \$862  | \$1149 | \$1451 |
|   | Seat upcharge:                 | +0            | +0       | \$113                   | \$279                  | \$512  | \$610  | \$813                  | \$1130 | \$1369 | \$1628 | \$2171 | \$2740 |
|   | <b>OVERALL DIMENSIONS</b>      | <b>W</b>      | <b>D</b> | <b>H</b>                | <b>SEAT DIMENSIONS</b> |        |        | <b>BACK DIMENSIONS</b> |        |        |        |        |        |
|   | 72                             | 29            | 28.5     | 72                      | 19                     | 17     | 72     | 12                     |        |        |        |        |        |
|   | <b>RTA 00</b>                  |               |          |                         |                        |        |        |                        |        |        |        |        |        |
|  <p><b>Ottoman, Metal Legs</b><br/>COM Yardage: 1.75<br/>Freight Class: 150<br/>Product Weight (lbs.): 50<br/>Cubic Feet Per Carton: 12.5</p>  | <b>3361B</b> List Price:       | -             | \$1869   | \$1916                  | \$1984                 | \$2080 | \$2121 | \$2204                 | \$2335 | \$2433 | \$2540 | \$2763 | \$2998 |
|   | <b>OVERALL DIMENSIONS</b>      | <b>W</b>      | <b>D</b> | <b>H</b>                | <b>SEAT DIMENSIONS</b> |        |        | <b>BACK DIMENSIONS</b> |        |        |        |        |        |
|   |                                | 35.5          | 20.5     | 17.5                    |                        |        |        |                        |        |        |        |        |        |
|   |                                | <b>RTA 00</b> |          |                         |                        |        |        |                        |        |        |        |        |        |
|  <p><b>Bench, Metal Legs</b><br/>COM Yardage: 3.5<br/>Freight Class: 150<br/>Product Weight (lbs.): 80<br/>Cubic Feet Per Carton: 18.75</p>  | <b>3363B</b> List Price:       | -             | \$2876   | \$2969                  | \$3105                 | \$3297 | \$3379 | \$3545                 | \$3807 | \$4003 | \$4217 | \$4664 | \$5133 |
|   | <b>OVERALL DIMENSIONS</b>      | <b>W</b>      | <b>D</b> | <b>H</b>                | <b>SEAT DIMENSIONS</b> |        |        | <b>BACK DIMENSIONS</b> |        |        |        |        |        |
|   |                                | 72            | 20.5     | 17.5                    |                        |        |        |                        |        |        |        |        |        |
|   |                                | <b>RTA 00</b> |          |                         |                        |        |        |                        |        |        |        |        |        |

| DESCRIPTION   | FEATURES   | MODEL#             | STANDARD TEXTILE GRADES |      |                 |      |    |                 |      |    |   |    |    |    |  |  |  |
|---|--|--------------------|-------------------------|------|-----------------|------|----|-----------------|------|----|---|----|----|----|--|--|--|
|   |  |                    | 1                       | 2    | 3               | 4    | 5  | 6               | 7    | 8  | 9 | 10 | 11 | 12 |  |  |  |
|  <p><b>3431R</b>      <b>3431L</b></p> <p><b>Single Seater - w/ Left or Right Arm, Wood Legs</b><br/>                     COM Yardage: Back: 1.75 ; Seat: 3<br/>                     Freight Class: 250<br/>                     Product Weight (lbs.): 70<br/>                     Cubic Feet Per Carton: 28.5</p>  | <p><b>3431R/3431L</b>    Base Price: \$3107<br/>                     Back/Arm upcharge: +0    +0    \$47    \$115    \$211    \$252    \$335    \$466    \$564    \$671    \$894    \$1129<br/>                     Seat upcharge:    +0    +0    \$80    \$197    \$361    \$431    \$573    \$798    \$966    \$1149    \$1532    \$1934</p>       | OVERALL DIMENSIONS |                         |      | SEAT DIMENSIONS |      |    | BACK DIMENSIONS |      |    |   |    |    |    |  |  |  |
|   |  | W                  | D                       | H    | W               | D    | H  | W               | H    |    |   |    |    |    |  |  |  |
|   |  |                    | 39.5                    | 29   | 28.5            | 36   | 19 | 17              | 36   | 12 |   |    |    |    |  |  |  |
|   |  |                    | <b>RTA 00</b>           |      |                 |      |    |                 |      |    |   |    |    |    |  |  |  |
|  <p><b>3431NA</b></p> <p><b>Single Seater - Armless, Wood Legs</b><br/>                     COM Yardage: Back: 1.55 ; Seat: 1.7<br/>                     Freight Class: 300<br/>                     Product Weight (lbs.): 56<br/>                     Cubic Feet Per Carton: 28.5</p>                              | <p><b>3431NA</b>    Base Price: \$2777<br/>                     Back/Arm upcharge: +0    +0    \$42    \$103    \$187    \$223    \$297    \$413    \$500    \$594    \$793    \$1001<br/>                     Seat upcharge:    +0    +0    \$46    \$112    \$205    \$245    \$325    \$453    \$548    \$652    \$869    \$1097</p>              | OVERALL DIMENSIONS |                         |      | SEAT DIMENSIONS |      |    | BACK DIMENSIONS |      |    |   |    |    |    |  |  |  |
|   |  | W                  | D                       | H    | W               | D    | H  | W               | H    |    |   |    |    |    |  |  |  |
|   |  |                    | 36.5                    | 29   | 28.5            | 36.5 | 19 | 17              | 36.5 | 12 |   |    |    |    |  |  |  |
|   |  |                    | <b>RTA 00</b>           |      |                 |      |    |                 |      |    |   |    |    |    |  |  |  |
|  <p><b>3433R</b>      <b>3433L</b></p> <p><b>Three Seat Sofa w/ Left or Right Arm, Wood Legs</b><br/>                     COM Yardage: Back: 4.5 ; Seat: 3.25<br/>                     Freight Class: 250<br/>                     Product Weight (lbs.): 111<br/>                     Cubic Feet Per Carton: 41</p> | <p><b>3433R/3433L</b>    Base Price: \$4521<br/>                     Back/Arm upcharge: +0    +0    \$120    \$295    \$542    \$646    \$860    \$1197    \$1449    \$1724    \$2298    \$2902<br/>                     Seat upcharge:    +0    +0    \$87    \$214    \$392    \$467    \$622    \$865    \$1047    \$1245    \$1660    \$2096</p> | OVERALL DIMENSIONS |                         |      | SEAT DIMENSIONS |      |    | BACK DIMENSIONS |      |    |   |    |    |    |  |  |  |
|   |  | W                  | D                       | H    | W               | D    | H  | W               | H    |    |   |    |    |    |  |  |  |
|   |  |                    | 75                      | 29   | 28.5            | 71   | 19 | 17              | 71   | 12 |   |    |    |    |  |  |  |
|   |  |                    | <b>RTA 00</b>           |      |                 |      |    |                 |      |    |   |    |    |    |  |  |  |
|  <p><b>3433NA</b></p> <p><b>Three Seat Sofa - Armless, Wood Legs</b><br/>                     COM Yardage: Back: 3.5 ; Seat: 3<br/>                     Freight Class: 250<br/>                     Product Weight (lbs.): 105<br/>                     Cubic Feet Per Carton: 39.25</p>                           | <p><b>3433NA</b>    Base Price: \$4052<br/>                     Back/Arm upcharge: +0    +0    \$93    \$229    \$421    \$503    \$669    \$931    \$1127    \$1341    \$1788    \$2257<br/>                     Seat upcharge:    +0    +0    \$80    \$197    \$361    \$431    \$573    \$798    \$966    \$1149    \$1532    \$1934</p>         | OVERALL DIMENSIONS |                         |      | SEAT DIMENSIONS |      |    | BACK DIMENSIONS |      |    |   |    |    |    |  |  |  |
|   |  | W                  | D                       | H    | W               | D    | H  | W               | H    |    |   |    |    |    |  |  |  |
|   |  |                    | 72                      | 29   | 28.5            | 72   | 19 | 17              | 72   | 12 |   |    |    |    |  |  |  |
|   |  |                    | <b>RTA 00</b>           |      |                 |      |    |                 |      |    |   |    |    |    |  |  |  |
|  <p><b>3434B</b></p> <p><b>Ottoman, Wood Legs</b><br/>                     COM Yardage: 1.75<br/>                     Freight Class: 250<br/>                     Product Weight (lbs.): 48<br/>                     Cubic Feet Per Carton: 12.5</p>   | <p><b>3434B</b>    List Price: -    \$2133    \$2180    \$2248    \$2344    \$2385    \$2468    \$2599    \$2697    \$2804    \$3027    \$3262</p>   | OVERALL DIMENSIONS |                         |      | SEAT DIMENSIONS |      |    | BACK DIMENSIONS |      |    |   |    |    |    |  |  |  |
|   |  | W                  | D                       | H    | W               | D    | H  | W               | H    |    |   |    |    |    |  |  |  |
|   |  |                    | 35.5                    | 20.5 | 17.5            |      |    |                 |      |    |   |    |    |    |  |  |  |
|   |  |                    | <b>RTA 00</b>           |      |                 |      |    |                 |      |    |   |    |    |    |  |  |  |

| DESCRIPTION   | FEATURES  | MODEL#             |        |        | STANDARD TEXTILE GRADES |        |        |                 |        |        |        |        |    |
|---|---|--------------------|--------|--------|-------------------------|--------|--------|-----------------|--------|--------|--------|--------|----|
|   |   | 1                  | 2      | 3      | 4                       | 5      | 6      | 7               | 8      | 9      | 10     | 11     | 12 |
|  <p><b>Bench, Wood Legs</b><br/>COM Yardage: 3.5<br/>Freight Class: 150<br/>Product Weight (lbs.): 76<br/>Cubic Feet Per Carton: 18.75</p> | <p>3435B</p> <p>List Price:</p> <p>Specify (GBS) option for ganging seat-to-to seat. Add \$No Match!</p> <p><b>RTA 00</b></p> | \$3140             | \$3233 | \$3369 | \$3561                  | \$3643 | \$3809 | \$4071          | \$4267 | \$4481 | \$4928 | \$5397 |    |
|   |   | OVERALL DIMENSIONS |        |        | SEAT DIMENSIONS         |        |        | BACK DIMENSIONS |        |        |        |        |    |
|   |   | W                  | D      | H      | W                       | D      | H      | W               | H      |        |        |        |    |
|   |   | 72                 | 20.5   | 17.5   |                         |        |        |                 |        |        |        |        |    |

| DESCRIPTION  | FEATURES  | MODEL#             |       |       | STANDARD TEXTILE GRADES |       |       |                 |       |       |       |       |       |
|--|---|--------------------|-------|-------|-------------------------|-------|-------|-----------------|-------|-------|-------|-------|-------|
|  |   | 1                  | 2     | 3     | 4                       | 5     | 6     | 7               | 8     | 9     | 10    | 11    | 12    |
| <p><b>Bolster Cushion</b><br/>COM Yardage: 1<br/>Freight Class: 70<br/>Product Weight (lbs.): 1.5<br/>Cubic Feet Per Carton: 1.3</p> | <p>3885</p> <p>List Price:</p> <p>1 Loose Cushion.</p> <p><b>RTA 00</b></p> | -                  | \$263 | \$290 | \$329                   | \$384 | \$407 | \$454           | \$529 | \$585 | \$646 | \$774 | \$908 |
|  |   | OVERALL DIMENSIONS |       |       | SEAT DIMENSIONS         |       |       | BACK DIMENSIONS |       |       |       |       |       |
|  |   | W                  | D     | H     | W                       | D     | H     | W               | H     |       |       |       |       |
|  |   | 16                 | 5     | 7     |                         |       |       |                 |       |       |       |       |       |

WIND™ LINEAR TABLES



models 3363R and 3363L with 3882 bridge table, 3360 table attaching bracket kit and two 3380 coffee tables



For Wind Linear seating, see page 384

STANDARD FEATURES



- Wind Linear is an extension of the Wind lounge series with an emphasis on expansive, clean lines of seating and tables.
- Tables are available with metal legs.
- Table tops are standard with Thermally Fused Laminate (LPL)
- A variety of table 'bridges' are designed to mount between seating (at armless ends), or between benches or ottomans. See Ganging Features below.
- A variety of glide types are available. Use glide chart for recommended glide use on various flooring types.






GANGING FEATURES

- Corner bridge tables and bridge end tables, models 3881R/L, 3882, 3883 and 3436R/L mount between chairs and sofa units only at armless ends. Specify Table Attaching Bracket Kit 3360 separately. (Not usable with bench or ottoman models.)
- Bridge tables (model 3884) mount between ottoman models 3434B and 3361B and/or bench models 3435B and 3363B. Specify Table Attaching Bracket Kit 3360 separately.

Add option codes in the following order:

- **Model Number**  
Specify model number.
- **Laminate Tops (LPL)**
  - (ACJ) Absolute Acajou
  - (AWC) Avant Cherry
  - (BLK) Black
  - (BZD) Blizzard
  - (CMB) Clear Maple
  - (DWT) Designer White
  - (FCL) First Class
  - (NGL) Noce Grigio
  - (NML) Noce Medio
  - (QTM) Quartered Mahogany
  - (SBY) Sheer Beauty
  - (SOG) Storm Grey
  - (WHC) White Chocolate
  - (ASN) Asian Night
  - (AWH) Avant Honey
  - (BRC) Brushed Cobalt
  - (CGY) Custom Grey
  - (DES) Dark Espresso
  - (FAS) Fashionista
  - (NBL) Noce Biondo
  - (NEL) Noce Leggero
- **Leg Finish** (metal legs)
  - (TBL) Black
  - (TCC) Cactus
  - (TDJ) Dijon
  - (TEG) Eggplant
  - (TFR) Frost
  - (TIV) Cloud
  - (TLA) Latte
  - (TOA) Toast
  - (TSH) Shadow
  - (TSR) Scarlet
  - Metallics:
    - (CHM) Chrome. No upcharge.
    - (BCH) Brushed Chrome. Add \$224
- **Glide Type**
  - (GL) Black Glide for most surfaces (standard).
  - (NM) Non-Marking Glide for most surfaces. No upcharge.
  - (TBZ) Buzz Blue
  - (TCR) Carrot
  - (TDW) Designer White
  - (TFO) Fog
  - (TIN) Ink
  - (TKA) Kalua
  - (TMO) Mocha
  - (TNE) Nevada
  - (TSN) Sand
  - (TTU) Tungsten

| DESCRIPTION   | FEATURES     | MODEL#   | STANDARD TEXTILE GRADES   |          |          |                        |          |          |                        |          |   |    |    |    |
|---|--------------|--|---------------------------|----------|----------|------------------------|----------|----------|------------------------|----------|---|----|----|----|
|   |              |  | 1                         | 2        | 3        | 4                      | 5        | 6        | 7                      | 8        | 9 | 10 | 11 | 12 |
|  <p><b>3878</b> List Price: \$1408<br/>Laminate Top</p>                              | Freestanding | <div style="border: 1px solid black; padding: 2px;">RTA 00</div> | <b>OVERALL DIMENSIONS</b> |          |          | <b>SEAT DIMENSIONS</b> |          |          | <b>BACK DIMENSIONS</b> |          |   |    |    |    |
|   |              |  | <b>W</b>                  | <b>D</b> | <b>H</b> | <b>W</b>               | <b>D</b> | <b>H</b> | <b>W</b>               | <b>H</b> |   |    |    |    |
|   |              |  | 20                        | 25       | 16       | -                      | -        | -        | -                      | -        |   |    |    |    |
|   |              |  |                           |          |          |                        |          |          |                        |          |   |    |    |    |
|  <p><b>3879</b> List Price: \$1536<br/>Laminate Top</p> | Freestanding | <div style="border: 1px solid black; padding: 2px;">RTA 00</div> | <b>OVERALL DIMENSIONS</b> |          |          | <b>SEAT DIMENSIONS</b> |          |          | <b>BACK DIMENSIONS</b> |          |   |    |    |    |
|   |              |  | <b>W</b>                  | <b>D</b> | <b>H</b> | <b>W</b>               | <b>D</b> | <b>H</b> | <b>W</b>               | <b>H</b> |   |    |    |    |
|   |              |  | 25                        | 25       | 16       | -                      | -        | -        | -                      | -        |   |    |    |    |
|   |              |  |                           |          |          |                        |          |          |                        |          |   |    |    |    |

| DESCRIPTION   | FEATURES  | MODEL#                    | STANDARD TEXTILE GRADES |          |                        |          |          |                        |          |   |   |    |    |    |
|---|---|---------------------------|-------------------------|----------|------------------------|----------|----------|------------------------|----------|---|---|----|----|----|
|   |   |                           | 1                       | 2        | 3                      | 4        | 5        | 6                      | 7        | 8 | 9 | 10 | 11 | 12 |
|  <p><b>Coffee Table - 54", Metal Legs</b><br/>COM Yardage: N/A<br/>Freight Class: 250<br/>Product Weight (lbs.): 36<br/>Cubic Feet Per Carton: 11.5</p>  | <p><b>3880</b> List Price: \$1713<br/>Laminate Top</p>        |                           |                         |          |                        |          |          |                        |          |   |   |    |    |    |
|   |   | <b>OVERALL DIMENSIONS</b> |                         |          | <b>SEAT DIMENSIONS</b> |          |          | <b>BACK DIMENSIONS</b> |          |   |   |    |    |    |
|   |   | <b>W</b>                  | <b>D</b>                | <b>H</b> | <b>W</b>               | <b>D</b> | <b>H</b> | <b>W</b>               | <b>H</b> |   |   |    |    |    |
|   |   | 54                        | 20                      | 15       | -                      | -        | -        | -                      | -        |   |   |    |    |    |
|   |   | <b>RTA 00</b>             |                         |          |                        |          |          |                        |          |   |   |    |    |    |
|  <p><b>3881R</b>      <b>3881L</b></p> <p><b>Bridge Corner Table, Metal Legs</b><br/>COM Yardage: N/A<br/>Freight Class: 250<br/>Product Weight (lbs.): 33<br/>Cubic Feet Per Carton: 11.5</p> | <p><b>3881R/3881L</b> List Price: \$1839<br/>Laminate Top</p> |                           |                         |          |                        |          |          |                        |          |   |   |    |    |    |
|   |   | <b>OVERALL DIMENSIONS</b> |                         |          | <b>SEAT DIMENSIONS</b> |          |          | <b>BACK DIMENSIONS</b> |          |   |   |    |    |    |
|   |   | <b>W</b>                  | <b>D</b>                | <b>H</b> | <b>W</b>               | <b>D</b> | <b>H</b> | <b>W</b>               | <b>H</b> |   |   |    |    |    |
|   |   | 25                        | 25                      | 12       |                        |          |          |                        |          |   |   |    |    |    |
|   |   | <b>RTA 00</b>             |                         |          |                        |          |          |                        |          |   |   |    |    |    |
|  <p><b>Bridge End Table</b><br/>COM Yardage: N/A<br/>Freight Class: 125<br/>Product Weight (lbs.): 25<br/>Cubic Feet Per Carton: 3.4</p>   | <p><b>3882</b> List Price: \$1005<br/>Laminate Top</p>        |                           |                         |          |                        |          |          |                        |          |   |   |    |    |    |
|   |   | <b>OVERALL DIMENSIONS</b> |                         |          | <b>SEAT DIMENSIONS</b> |          |          | <b>BACK DIMENSIONS</b> |          |   |   |    |    |    |
|   |   | <b>W</b>                  | <b>D</b>                | <b>H</b> | <b>W</b>               | <b>D</b> | <b>H</b> | <b>W</b>               | <b>H</b> |   |   |    |    |    |
|   |   | 20                        | 25                      | 5        | -                      | -        | -        | -                      | -        |   |   |    |    |    |
|   |   | <b>RTA 00</b>             |                         |          |                        |          |          |                        |          |   |   |    |    |    |
|  <p><b>Low Side Table, Metal Legs</b><br/>COM Yardage: N/A<br/>Freight Class: 250<br/>Product Weight (lbs.): 32<br/>Cubic Feet Per Carton: 11.5</p>  | <p><b>3883</b> List Price: \$1394<br/>Laminate Top</p>        |                           |                         |          |                        |          |          |                        |          |   |   |    |    |    |
|   |   | <b>OVERALL DIMENSIONS</b> |                         |          | <b>SEAT DIMENSIONS</b> |          |          | <b>BACK DIMENSIONS</b> |          |   |   |    |    |    |
|   |   | <b>W</b>                  | <b>D</b>                | <b>H</b> | <b>W</b>               | <b>D</b> | <b>H</b> | <b>W</b>               | <b>H</b> |   |   |    |    |    |
|   |   | 20                        | 25                      | 12       | -                      | -        | -        | -                      | -        |   |   |    |    |    |
|   |   | <b>RTA 00</b>             |                         |          |                        |          |          |                        |          |   |   |    |    |    |
|  <p><b>Bridge Table - 20" Square</b><br/>COM Yardage: N/A<br/>Freight Class: 125<br/>Product Weight (lbs.): 23<br/>Cubic Feet Per Carton: 3.4</p>  | <p><b>3884</b> List Price: \$935<br/>Laminate Top</p>         |                           |                         |          |                        |          |          |                        |          |   |   |    |    |    |
|   |   | <b>OVERALL DIMENSIONS</b> |                         |          | <b>SEAT DIMENSIONS</b> |          |          | <b>BACK DIMENSIONS</b> |          |   |   |    |    |    |
|   |   | <b>W</b>                  | <b>D</b>                | <b>H</b> | <b>W</b>               | <b>D</b> | <b>H</b> | <b>W</b>               | <b>H</b> |   |   |    |    |    |
|   |   | 20                        | 20                      | 5        | -                      | -        | -        | -                      | -        |   |   |    |    |    |
|   |   | <b>RTA 00</b>             |                         |          |                        |          |          |                        |          |   |   |    |    |    |





# heavy duty/24hr

Concorde Executive 24HR ..... page 398

Malaga TS ..... page 395

Truform TS ..... page 397

Granada TS ..... page 394

ObusForme Comfort TS ..... page 396

Vion TS ..... page 403

Granada Deluxe TS ..... page 395

Robust ..... page 401

G1 Ergo Select TS ..... page 399

Saxon ..... page 402



model TS3140-3 Malaga

model TS5451-3 Truform



All models, except Truform, have outer back panels retained by trim screws for extra security.



All models, except Truform, have standard clear vinyl bumper guards around their outside backs.

STANDARD FEATURES

- The **TS** models are available within standard series. **TS** stands for “Three Shift” and each of the TS models are rated for 24-7 applications as well as weight rated up to 350 pounds.
- Multi-tilter models feature a heavy duty mechanism.
- All models are standard with either Ultracell or molded heavy duty seat foam.
- All models have a heavy duty 3” wide back upright.
- All models, except Truform, have outer back panels retained by trim screws for extra security.
- All models, except Truform have standard clear vinyl bumper guards around their outside backs.
- Multi-tilters standard with Pneumatic seat height and sliding seat depth adjustment. Forward and rearward seat tilt with infinite lock and free floating back angle control. Tilt tension control.
- Heavy duty height adjustable stools are standard with fixed back. Seat depth and pneumatic seat height adjustments. Swivels with adjustable chrome footring.
- Grade 2 and above textiles (or 100,000+ double rubs) are recommended for 24-7 applications.
- Check textile availability prior to specifying upholstery material.

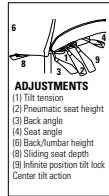
OPTIONAL FEATURES

- An optional abrasion-resistant outer back fabric (polyester) is available (excludes Truform) (**BKB**). Resistant to impact damage. Available in Black only. Add \$25.

DESCRIPTION FEATURES MODEL# STANDARD TEXTILE GRADES



**LB Heavy Duty Multi-Tilter** Plain Back Ratchet Back  
COM Yardage: 1.50  
Freight Class: 150  
Product Weight (lbs.): 52  
Cubic Feet Per Carton: 9.25



**Granada TS**

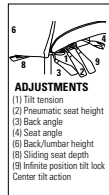
Ergonomic Features:  
A, B, C, D, E, F, G, H, M, N, Q, S

| MODEL#        | 1    | 2    | 3    | 4    | 5    | 6    | 7    | 8    | 9    | 10   | 11   | 12   |
|---------------|------|------|------|------|------|------|------|------|------|------|------|------|
| <b>TS3121</b> | 1659 | 1724 | 1770 | 1838 | 1938 | 1972 | 2057 | 2222 | 2299 | 2453 | 2660 | 2917 |

| OVERALL DIMENSIONS |      |       | SEAT DIMENSIONS |         |           | BACK DIMENSIONS |       |
|--------------------|------|-------|-----------------|---------|-----------|-----------------|-------|
| W                  | D    | H     | W               | D       | H         | W               | H     |
| 26                 | 24.5 | 37.75 | 20.5            | 17-19.5 | 16.5-20.5 | 19              | 19-22 |



**HB Heavy Duty Multi-Tilter** Plain Back Ratchet Back  
COM Yardage: 1.75  
Freight Class: 150  
Product Weight (lbs.): 55  
Cubic Feet Per Carton: 9.25



**Granada TS**

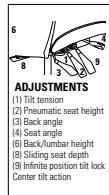
Ergonomic Features:  
A, B, C, D, E, F, G, H, M, N, Q, S

| MODEL#        | 1    | 2    | 3    | 4    | 5    | 6    | 7    | 8    | 9    | 10   | 11   | 12   |
|---------------|------|------|------|------|------|------|------|------|------|------|------|------|
| <b>TS3123</b> | 1812 | 1883 | 1939 | 2019 | 2133 | 2172 | 2272 | 2463 | 2557 | 2734 | 2975 | 3273 |

| OVERALL DIMENSIONS |      |       | SEAT DIMENSIONS |         |           | BACK DIMENSIONS |       |
|--------------------|------|-------|-----------------|---------|-----------|-----------------|-------|
| W                  | D    | H     | W               | D       | H         | W               | H     |
| 26                 | 24.5 | 39.75 | 20.5            | 17-19.5 | 16.5-20.5 | 19              | 19-22 |



**LB Heavy Duty Multi-Tilter** Plain Back  
COM Yardage: 1.50  
Freight Class: 125  
Product Weight (lbs.): 58  
Cubic Feet Per Carton: 9.25




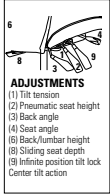



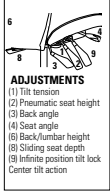



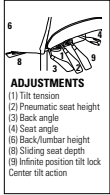



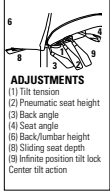



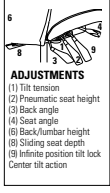


**Granada TS**


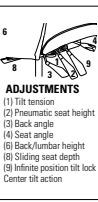

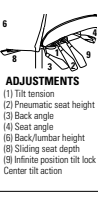

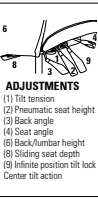

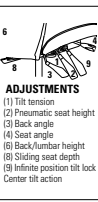
Ergonomic Features:  
A, B, C, D, E, F, G, H, M, N, Q, S


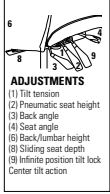

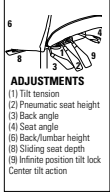
| MODEL#        | 1    | 2    | 3    | 4    | 5    | 6    | 7    | 8    | 9    | 10   | 11   | 12   |
|---------------|------|------|------|------|------|------|------|------|------|------|------|------|
| <b>TS3212</b> | 1296 | 1361 | 1406 | 1474 | 1574 | 1607 | 1693 | 1857 | 1936 | 2089 | 2293 | 2550 |

| OVERALL DIMENSIONS |    |     | SEAT DIMENSIONS |         |           | BACK DIMENSIONS |           |
|--------------------|----|-----|-----------------|---------|-----------|-----------------|-----------|
| W                  | D  | H   | W               | D       | H         | W               | H         |
| 26                 | 24 | 40. | 20.5            | 17-19.5 | 17.5-21.5 | 19              | 21.5-25.5 |



| DESCRIPTION   | FEATURES  | MODEL#  | STANDARD TEXTILE GRADES   |                 |                           |                        |          |                        |                        |          |                        |        |          |        |        |        |
|---|---|---|---|-----------------|---------------------------|------------------------|----------|------------------------|------------------------|----------|------------------------|--------|----------|--------|--------|--------|
|   |   |   | 1   | 2               | 3                         | 4                      | 5        | 6                      | 7                      | 8        | 9                      | 10     | 11       | 12     |        |        |
|  <p><b>HB Heavy Duty Multi-Tilter Plain Back</b><br/>COM Yardage: 1.75<br/>Freight Class: 150<br/>Product Weight (lbs.): 57<br/>Cubic Feet Per Carton: 10.50</p> |  <p><b>ADJUSTMENTS</b><br/>(1) Tilt tension<br/>(2) Pneumatic seat height<br/>(3) Back angle<br/>(4) Seat angle<br/>(5) Back/lumbar height<br/>(6) Sliding seat depth<br/>(8) Infinite position tilt lock<br/>Center tilt action</p> | <b>TS3217</b>   | 1427  | 1500            | 1552                      | 1633                   | 1748     | 1787                   | 1887                   | 2081     | 2170                   | 2349   | 2590     | 2887   |        |        |
|   |   |   | <b>OVERALL DIMENSIONS</b>   |                 |                           | <b>SEAT DIMENSIONS</b> |          |                        | <b>BACK DIMENSIONS</b> |          |                        |        |          |        |        |        |
|   |   |   | <b>W</b>  | <b>D</b>        | <b>H</b>                  | <b>W</b>               | <b>D</b> | <b>H</b>               | <b>W</b>               |          | <b>H</b>               |        |          |        |        |        |
|   |   |   | 26  | 24.5            | 43                        | 20.5                   | 17-19.5  | 17.5-21.5              | 19                     |          | 21.5-25.5              |        |          |        |        |        |
| <p>Ergonomic Features:<br/>A, B, C, D, E, F, G, H, M, N, Q, S</p>   | <p>RTA 2</p>    |   |   |                 |                           |                        |          |                        |                        |          |                        |        |          |        |        |        |
|   |   |  <p><b>HB Heavy Duty Multi-Tilter</b><br/>COM Yardage: 2<br/>Freight Class: 125<br/>Product Weight (lbs.): 65<br/>Cubic Feet Per Carton: 9.25</p>      |  <p><b>ADJUSTMENTS</b><br/>(1) Tilt tension<br/>(2) Pneumatic seat height<br/>(3) Back angle<br/>(4) Seat angle<br/>(5) Back/lumbar height<br/>(6) Sliding seat depth<br/>(8) Infinite position tilt lock<br/>Center tilt action</p>   | <b>TS1170-3</b> | 1461                      | 1532                   | 1586     | 1667                   | 1782                   | 1822     | 1921                   | 2112   | 2204     | 2383   | 2623   | 2921   |
|   |   |   |   |                 | <b>OVERALL DIMENSIONS</b> |                        |          | <b>SEAT DIMENSIONS</b> |                        |          | <b>BACK DIMENSIONS</b> |        |          |        |        |        |
|   |   |   |   |                 | <b>W</b>                  | <b>D</b>               | <b>H</b> | <b>W</b>               | <b>D</b>               | <b>H</b> | <b>W</b>               |        | <b>H</b> |        |        |        |
| 26  | 23.5  |   |   |                 | 45                        | 21                     | 18-20.5  | 17.5-21.5              | 20                     |          | 23-28.25               |        |          |        |        |        |
| <p>Ergonomic Features:<br/>A, B, C, E, F, H, M, N, Q, S</p>   | <p>RTA 2</p>    |   |   |                 |                           |                        |          |                        |                        |          |                        |        |          |        |        |        |
|   |   |  <p><b>MB Heavy Duty Multi-Tilter</b><br/>COM Yardage: 1.75<br/>Freight Class: 125<br/>Product Weight (lbs.): 63<br/>Cubic Feet Per Carton: 9.25</p>  |  <p><b>ADJUSTMENTS</b><br/>(1) Tilt tension<br/>(2) Pneumatic seat height<br/>(3) Back angle<br/>(4) Seat angle<br/>(5) Back/lumbar height<br/>(6) Sliding seat depth<br/>(8) Infinite position tilt lock<br/>Center tilt action</p>  | <b>TS1171-3</b> | \$1329                    | \$1396                 | \$1439   | \$1507                 | \$1606                 | \$1640   | \$1726                 | \$1891 | \$1968   | \$2122 | \$2326 | \$2583 |
|   |   |   |   |                 | <b>OVERALL DIMENSIONS</b> |                        |          | <b>SEAT DIMENSIONS</b> |                        |          | <b>BACK DIMENSIONS</b> |        |          |        |        |        |
|   |   |   |   |                 | <b>W</b>                  | <b>D</b>               | <b>H</b> | <b>W</b>               | <b>D</b>               | <b>H</b> | <b>W</b>               |        | <b>H</b> |        |        |        |
| 26  | 23.5  |   |   |                 | 41                        | 21                     | 18-20.5  | 17.5-21.5              | 20                     |          | 19-24.25               |        |          |        |        |        |
| <p>Ergonomic Features:<br/>A, B, C, E, F, H, M, N, Q, S</p>   | <p>RTA 2</p>    |   |   |                 |                           |                        |          |                        |                        |          |                        |        |          |        |        |        |
|   |   |  <p><b>HB Heavy Duty Multi-Tilter</b><br/>COM Yardage: 1.75<br/>Freight Class: 125<br/>Product Weight (lbs.): 63<br/>Cubic Feet Per Carton: 9.25</p> |  <p><b>ADJUSTMENTS</b><br/>(1) Tilt tension<br/>(2) Pneumatic seat height<br/>(3) Back angle<br/>(4) Seat angle<br/>(5) Back/lumbar height<br/>(6) Sliding seat depth<br/>(8) Infinite position tilt lock<br/>Center tilt action</p> | <b>TS3140-3</b> | \$1705                    | \$1776                 | \$1832   | \$1912                 | \$2026                 | \$2065   | \$2165                 | \$2359 | \$2450   | \$2628 | \$2868 | \$3165 |
|   |   |   |   |                 | <b>OVERALL DIMENSIONS</b> |                        |          | <b>SEAT DIMENSIONS</b> |                        |          | <b>BACK DIMENSIONS</b> |        |          |        |        |        |
|   |   |   |   |                 | <b>W</b>                  | <b>D</b>               | <b>H</b> | <b>W</b>               | <b>D</b>               | <b>H</b> | <b>W</b>               |        | <b>H</b> |        |        |        |
| 26  | 25  |   |   |                 | 44                        | 20                     | 17.5-20  | 16.5-20.5              | 18.5                   |          | 25-27.25               |        |          |        |        |        |
| <p>Ergonomic Features:<br/>A, B, C, D, E, F, G, H, M, N, Q, S</p>   | <p>RTA 2</p>    |   |   |                 |                           |                        |          |                        |                        |          |                        |        |          |        |        |        |
|   |   |  <p><b>LB Heavy Duty Multi-Tilter</b><br/>COM Yardage: 60<br/>Freight Class: 125<br/>Product Weight (lbs.): 60<br/>Cubic Feet Per Carton: 9.25</p>   |  <p><b>ADJUSTMENTS</b><br/>(1) Tilt tension<br/>(2) Pneumatic seat height<br/>(3) Back angle<br/>(4) Seat angle<br/>(5) Back/lumbar height<br/>(6) Sliding seat depth<br/>(8) Infinite position tilt lock<br/>Center tilt action</p> | <b>TS3141-3</b> | \$1571                    | \$1633                 | \$1679   | \$1748                 | \$1846                 | \$1881   | \$1968                 | \$2131 | \$2209   | \$2362 | \$2567 | \$2827 |
|   |   |   |   |                 | <b>OVERALL DIMENSIONS</b> |                        |          | <b>SEAT DIMENSIONS</b> |                        |          | <b>BACK DIMENSIONS</b> |        |          |        |        |        |
|   |   |   |   |                 | <b>W</b>                  | <b>D</b>               | <b>H</b> | <b>W</b>               | <b>D</b>               | <b>H</b> | <b>W</b>               |        | <b>H</b> |        |        |        |
| 25  | 24.5  |   |   |                 | 39.75                     | 20                     | 17.5-20  | 16.5-20.5              | 18.5                   |          | 20.5-22.75             |        |          |        |        |        |
| <p>Ergonomic Features:<br/>A, B, C, D, E, F, G, H, M, N, Q, S</p>   | <p>RTA 1</p>    |   |   |                 |                           |                        |          |                        |                        |          |                        |        |          |        |        |        |

| DESCRIPTION   | FEATURES  | MODEL#   | STANDARD TEXTILE GRADES   |      |      |  |         |       |  |          |      |      |      |      |                 |      |      |      |      |      |      |      |      |      |      |      |      |
|---|---|--|---|------|------|--|---------|-------|--|----------|------|------|------|------|-----------------|------|------|------|------|------|------|------|------|------|------|------|------|
|   |   |  | 1   | 2    | 3    | 4  | 5       | 6     | 7  | 8        | 9    | 10   | 11   | 12   |                 |      |      |      |      |      |      |      |      |      |      |      |      |
|  <p><b>HB Heavy Duty Multi -Tilter</b><br/>COM Yardage: 2.25<br/>Freight Class: 125<br/>Product Weight (lbs.): 74<br/>Cubic Feet Per Carton: 11</p>                |  <p><b>ADJUSTMENTS</b><br/>(1) Tilt tension<br/>(2) Pneumatic seat height<br/>(3) Back angle<br/>(4) Seat angle<br/>(5) Back/lumbar height<br/>(6) Sliding seat depth<br/>(9) Infinite position tilt lock<br/>Center tilt action</p>   | <p><b>ObusForme Comfort TS</b></p> <p>Ergonomic Features:<br/>A, C, E, F, H, M, N, S</p> | <table border="1"> <tr> <td><b>TS1240-3</b></td> <td>1561</td> <td>1659</td> <td>1727</td> <td>1835</td> <td>1987</td> <td>2058</td> <td>2197</td> <td>2416</td> <td>2585</td> <td>2776</td> <td>3163</td> <td>3577</td> </tr> </table> |      |      |  |         |       |  |          |      |      |      |      | <b>TS1240-3</b> | 1561 | 1659 | 1727 | 1835 | 1987 | 2058 | 2197 | 2416 | 2585 | 2776 | 3163 | 3577 |
|   |   |  | <b>TS1240-3</b>   | 1561 | 1659 | 1727                                       | 1835    | 1987  | 2058                                     | 2197     | 2416 | 2585 | 2776 | 3163 | 3577            |      |      |      |      |      |      |      |      |      |      |      |      |
|   |   |  | <p><b>OVERALL DIMENSIONS</b></p> <p>W D H</p>   |      |      | <p><b>SEAT DIMENSIONS</b></p> <p>W D H</p> |         |       | <p><b>BACK DIMENSIONS</b></p> <p>W H</p> |          |      |      |      |      |                 |      |      |      |      |      |      |      |      |      |      |      |      |
|   |   |  | 26  | 25   | 48   | 21   | 17.5-20 | 16-20 | 19                                       | 27       |      |      |      |      |                 |      |      |      |      |      |      |      |      |      |      |      |      |
| <p>RTA 2      FedEx      ups</p>  |   |  |   |      |      |  |         |       |  |          |      |      |      |      |                 |      |      |      |      |      |      |      |      |      |      |      |      |
|  <p><b>MB Heavy Duty Multi -Tilter</b><br/>COM Yardage: 2<br/>Freight Class: 125<br/>Product Weight (lbs.): 71<br/>Cubic Feet Per Carton: 10.50</p>                |  <p><b>ADJUSTMENTS</b><br/>(1) Tilt tension<br/>(2) Pneumatic seat height<br/>(3) Back angle<br/>(4) Seat angle<br/>(5) Back/lumbar height<br/>(6) Sliding seat depth<br/>(9) Infinite position tilt lock<br/>Center tilt action</p>   | <p><b>ObusForme Comfort TS</b></p> <p>Ergonomic Features:<br/>A, C, E, F, H, M, N, S</p> | <table border="1"> <tr> <td><b>TS1241-3</b></td> <td>1489</td> <td>1577</td> <td>1642</td> <td>1741</td> <td>1881</td> <td>1929</td> <td>2053</td> <td>2286</td> <td>2399</td> <td>2617</td> <td>2911</td> <td>3279</td> </tr> </table> |      |      |  |         |       |  |          |      |      |      |      | <b>TS1241-3</b> | 1489 | 1577 | 1642 | 1741 | 1881 | 1929 | 2053 | 2286 | 2399 | 2617 | 2911 | 3279 |
|   |   |  | <b>TS1241-3</b>   | 1489 | 1577 | 1642                                       | 1741    | 1881  | 1929                                     | 2053     | 2286 | 2399 | 2617 | 2911 | 3279            |      |      |      |      |      |      |      |      |      |      |      |      |
|   |   |  | <p><b>OVERALL DIMENSIONS</b></p> <p>W D H</p>   |      |      | <p><b>SEAT DIMENSIONS</b></p> <p>W D H</p> |         |       | <p><b>BACK DIMENSIONS</b></p> <p>W H</p> |          |      |      |      |      |                 |      |      |      |      |      |      |      |      |      |      |      |      |
|   |   |  | 26  | 25   | 44   | 21   | 17.5-20 | 16-20 | 19.5                                     | 22-27.25 |      |      |      |      |                 |      |      |      |      |      |      |      |      |      |      |      |      |
| <p>RTA 2      FedEx      ups</p>  |   |  |   |      |      |  |         |       |  |          |      |      |      |      |                 |      |      |      |      |      |      |      |      |      |      |      |      |
|  <p><b>HB Heavy Duty Multi -Tilter with Schukra</b><br/>COM Yardage: 2.25<br/>Freight Class: 125<br/>Product Weight (lbs.): 74<br/>Cubic Feet Per Carton: 11</p>  |  <p><b>ADJUSTMENTS</b><br/>(1) Tilt tension<br/>(2) Pneumatic seat height<br/>(3) Back angle<br/>(4) Seat angle<br/>(5) Back/lumbar height<br/>(6) Sliding seat depth<br/>(9) Infinite position tilt lock<br/>Center tilt action</p>  | <p><b>ObusForme Comfort TS</b></p> <p>Ergonomic Features:<br/>A, C, E, F, H, M, N, S</p> | <table border="1"> <tr> <td><b>TS1260-3</b></td> <td>1729</td> <td>1827</td> <td>1900</td> <td>2010</td> <td>2168</td> <td>2226</td> <td>2365</td> <td>2628</td> <td>2753</td> <td>2997</td> <td>3330</td> <td>3742</td> </tr> </table> |      |      |  |         |       |  |          |      |      |      |      | <b>TS1260-3</b> | 1729 | 1827 | 1900 | 2010 | 2168 | 2226 | 2365 | 2628 | 2753 | 2997 | 3330 | 3742 |
|   |   |  | <b>TS1260-3</b>   | 1729 | 1827 | 1900                                       | 2010    | 2168  | 2226                                     | 2365     | 2628 | 2753 | 2997 | 3330 | 3742            |      |      |      |      |      |      |      |      |      |      |      |      |
|   |   |  | <p><b>OVERALL DIMENSIONS</b></p> <p>W D H</p>   |      |      | <p><b>SEAT DIMENSIONS</b></p> <p>W D H</p> |         |       | <p><b>BACK DIMENSIONS</b></p> <p>W H</p> |          |      |      |      |      |                 |      |      |      |      |      |      |      |      |      |      |      |      |
|   |   |  | 26  | 25   | 48   | 21   | 17.5-20 | 16-20 | 19.5                                     | 27-32.25 |      |      |      |      |                 |      |      |      |      |      |      |      |      |      |      |      |      |
| <p>RTA 2      FedEx      ups</p>  |   |  |   |      |      |  |         |       |  |          |      |      |      |      |                 |      |      |      |      |      |      |      |      |      |      |      |      |
|  <p><b>MB Heavy Duty Multi -Tilter with Schukra</b><br/>COM Yardage: 2<br/>Freight Class: 125<br/>Product Weight (lbs.): 69<br/>Cubic Feet Per Carton: 10.50</p> |  <p><b>ADJUSTMENTS</b><br/>(1) Tilt tension<br/>(2) Pneumatic seat height<br/>(3) Back angle<br/>(4) Seat angle<br/>(5) Back/lumbar height<br/>(6) Sliding seat depth<br/>(9) Infinite position tilt lock<br/>Center tilt action</p> | <p><b>ObusForme Comfort TS</b></p> <p>Ergonomic Features:<br/>A, C, E, F, H, M, N, S</p> | <table border="1"> <tr> <td><b>TS1261-3</b></td> <td>1662</td> <td>1750</td> <td>1815</td> <td>1914</td> <td>2054</td> <td>2102</td> <td>2226</td> <td>2459</td> <td>2572</td> <td>2790</td> <td>3084</td> <td>3452</td> </tr> </table> |      |      |  |         |       |  |          |      |      |      |      | <b>TS1261-3</b> | 1662 | 1750 | 1815 | 1914 | 2054 | 2102 | 2226 | 2459 | 2572 | 2790 | 3084 | 3452 |
|   |   |  | <b>TS1261-3</b>   | 1662 | 1750 | 1815                                       | 1914    | 2054  | 2102                                     | 2226     | 2459 | 2572 | 2790 | 3084 | 3452            |      |      |      |      |      |      |      |      |      |      |      |      |
|   |   |  | <p><b>OVERALL DIMENSIONS</b></p> <p>W D H</p>   |      |      | <p><b>SEAT DIMENSIONS</b></p> <p>W D H</p> |         |       | <p><b>BACK DIMENSIONS</b></p> <p>W H</p> |          |      |      |      |      |                 |      |      |      |      |      |      |      |      |      |      |      |      |
|   |   |  | 26  | 25   | 44   | 21   | 17.5-20 | 16-20 | 19.5                                     | 22       |      |      |      |      |                 |      |      |      |      |      |      |      |      |      |      |      |      |
| <p>RTA 2      FedEx      ups</p>  |   |  |   |      |      |  |         |       |  |          |      |      |      |      |                 |      |      |      |      |      |      |      |      |      |      |      |      |

| DESCRIPTION  | FEATURES  | MODEL#   | STANDARD TEXTILE GRADES |              |                        |            |           |                        |          |      |      |      |      |      |  |
|--|---|--|-------------------------|--------------|------------------------|------------|-----------|------------------------|----------|------|------|------|------|------|--|
|  |   |  | 1                       | 2            | 3                      | 4          | 5         | 6                      | 7        | 8    | 9    | 10   | 11   | 12   |  |
|  <p><b>HB Heavy Duty Multi - Tilter</b><br/>COM Yardage: 2<br/>Freight Class: 125<br/>Product Weight (lbs.): 63<br/>Cubic Feet Per Carton: 10.50</p>    |  <p><b>ADJUSTMENTS</b><br/>(1) Tilt tension<br/>(2) Pneumatic seat height<br/>(3) Back angle<br/>(4) Seat angle<br/>(5) Back/lumbar height<br/>(6) Sliding seat depth<br/>(9) Infinite position tilt lock<br/>Center tilt action</p> | <b>TS5450-3</b>  | 1195                    | 1274         | 1331                   | 1421       | 1550      | 1594                   | 1706     | 1917 | 2019 | 2217 | 2483 | 2818 |  |
|  |   | <b>OVERALL DIMENSIONS</b>                              |                         |              | <b>SEAT DIMENSIONS</b> |            |           | <b>BACK DIMENSIONS</b> |          |      |      |      |      |      |  |
|  |   | <b>W</b>   | <b>D</b>                | <b>H</b>     | <b>W</b>               | <b>D</b>   | <b>H</b>  | <b>W</b>               | <b>H</b> |      |      |      |      |      |  |
|  |   | 26   | 25                      | 42           | 20                     | 18-20.5    | 16.5-20.5 | 20                     | 23.5-26  |      |      |      |      |      |  |
|  |   | <b>Truform TS</b>                                      |                         |              |                        |            |           |                        |          |      |      |      |      |      |  |
|  |   | Ergonomic Features:<br>A, B, C, D, F, G, H, M, N, Q, S |                         |              |                        |            |           |                        |          |      |      |      |      |      |  |
|  |   |  | <b>RTA 2</b>            | <b>FedEx</b> |                        | <b>ups</b> |           |                        |          |      |      |      |      |      |  |
|  <p><b>MB Heavy Duty Multi - Tilter</b><br/>COM Yardage: 1.75<br/>Freight Class: 150<br/>Product Weight (lbs.): 60<br/>Cubic Feet Per Carton: 10.50</p> |  <p><b>ADJUSTMENTS</b><br/>(1) Tilt tension<br/>(2) Pneumatic seat height<br/>(3) Back angle<br/>(4) Seat angle<br/>(5) Back/lumbar height<br/>(6) Sliding seat depth<br/>(9) Infinite position tilt lock<br/>Center tilt action</p> | <b>TS5451-3</b>  | 1154                    | 1224         | 1278                   | 1354       | 1466      | 1507                   | 1604     | 1791 | 1878 | 2051 | 2285 | 2576 |  |
|  |   | <b>OVERALL DIMENSIONS</b>                              |                         |              | <b>SEAT DIMENSIONS</b> |            |           | <b>BACK DIMENSIONS</b> |          |      |      |      |      |      |  |
|  |   | <b>W</b>   | <b>D</b>                | <b>H</b>     | <b>W</b>               | <b>D</b>   | <b>H</b>  | <b>W</b>               | <b>H</b> |      |      |      |      |      |  |
|  |   | 26   | 25                      | 38.5         | 20                     | 18-20.5    | 16.5-20.5 | 20                     | 20-22.5  |      |      |      |      |      |  |
|  |   | <b>Truform TS</b>                                      |                         |              |                        |            |           |                        |          |      |      |      |      |      |  |
|  |   | Ergonomic Features:<br>A, B, C, D, F, G, H, M, N, Q, S |                         |              |                        |            |           |                        |          |      |      |      |      |      |  |
|  |   |  | <b>RTA 2</b>            | <b>FedEx</b> |                        | <b>ups</b> |           |                        |          |      |      |      |      |      |  |

**CONCORDE™ EXECUTIVE 24HR**



model 2424




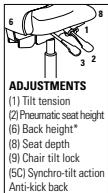
**Push Button**  
Location within reach increases your adjustment. Promotes good posture as you move to various positions.

**STANDARD FEATURES**

- All adjustments are made with button controls that are conveniently located in full view, for easy use.
- Compound curved molded foam seat and back cushions.
- Seat cushion with Velcro attachment is easily removed and replaced.
- Rated for Multi-Shift use for persons up to 350 pounds.
- Standard with Allen-bolted width adjustable arms (Allen key included). Arms adjust 1 1/4" wider on each side, a total of 2 1/2" extra width.
- Pneumatic seat height adjustment and 5 - position tilt lock. Tilt tension control.
- Ratchet style back height adjustment.
- All models are standard with a reinforced five-legged, injection molded base with **C10** casters, Black (**BK**) Only.
- Check textile availability prior to specifying upholstery material.


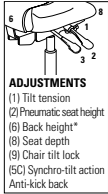
**OPTIONAL FEATURES**

- Models are not available with **C7** glides.

| DESCRIPTION   | FEATURES   | MODEL#        | STANDARD TEXTILE GRADES                       |      |      |  |       |       |  |       |      |      |      |      |
|---|--|---------------|---|------|------|--|-------|-------|--|-------|------|------|------|------|
|   |  |               | 1   | 2    | 3    | 4  | 5     | 6     | 7  | 8     | 9    | 10   | 11   | 12   |
|  <p><b>HB Synchro - Tilter</b> Concorde Executive 24HR<br/>COM Yardage: 2.50<br/>Freight Class: 250<br/>Product Weight (lbs.): 78<br/>Cubic Feet Per Carton: 23.50</p> |  <p><b>ADJUSTMENTS</b><br/>(1) Tilt tension<br/>(2) Pneumatic seat height<br/>(6) Back height*<br/>(8) Seat depth<br/>(9) Chair tilt lock<br/>(5C) Synchro-tilt action<br/>Anti-kick back</p> | 2424          | -   | 3375 | 3454 | 3568                                       | 3731  | 3790  | 3929                                     | 4194  | 4321 | 4570 | 4909 | 5331 |
|   |  |               | <p><b>OVERALL DIMENSIONS</b></p> <p>W D H</p> |      |      | <p><b>SEAT DIMENSIONS</b></p> <p>W D H</p> |       |       | <p><b>BACK DIMENSIONS</b></p> <p>W H</p> |       |      |      |      |      |
|   |  |               | 28.5  | 27   | 50   | 21   | 16-18 | 18-22 | 21                                       | 28-31 |      |      |      |      |
|   |  | <b>RTA 00</b> |   |      |      |  |       |       |  |       |      |      |      |      |

Seat depth Adjust: 16" to 18"

Ergonomic Features:  
A, B, C, D, E, L, M, N, Q, T

| DESCRIPTION  | FEATURES  | MODEL#        | STANDARD TEXTILE GRADES                       |      |      |  |       |       |  |       |      |      |      |      |
|--|---|---------------|---|------|------|--|-------|-------|--|-------|------|------|------|------|
|  |   |               | 1   | 2    | 3    | 4  | 5     | 6     | 7  | 8     | 9    | 10   | 11   | 12   |
|  <p><b>HB Synchro - Tilter</b> Concorde Executive 24HR<br/>COM Yardage: 2.50<br/>Freight Class: 250<br/>Product Weight (lbs.): 78<br/>Cubic Feet Per Carton: 23.50</p> |  <p><b>ADJUSTMENTS</b><br/>(1) Tilt tension<br/>(2) Pneumatic seat height<br/>(6) Back height*<br/>(8) Seat depth<br/>(9) Chair tilt lock<br/>(5C) Synchro-tilt action<br/>Anti-kick back</p> | 2424-18       | -   | 3430 | 3514 | 3626                                       | 3784  | 3846  | 3990                                     | 4250  | 4382 | 4630 | 4971 | 5392 |
|  |   |               | <p><b>OVERALL DIMENSIONS</b></p> <p>W D H</p> |      |      | <p><b>SEAT DIMENSIONS</b></p> <p>W D H</p> |       |       | <p><b>BACK DIMENSIONS</b></p> <p>W H</p> |       |      |      |      |      |
|  |   |               | 28.5  | 27   | 50   | 21   | 18-20 | 18-22 | 21                                       | 28-31 |      |      |      |      |
|  |   | <b>RTA 00</b> |   |      |      |  |       |       |  |       |      |      |      |      |

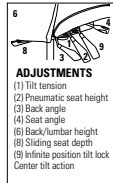
Additional seat depth: 1"

Ergonomic Features:  
A, B, C, D, E, L, M, N, Q, T

G1 ERGO SELECT™ TS



model TS7333



Ergonomic Features:  
A, B, C, D, E, F, G, H, M, N,  
O, R, S, U

MECHANISM:  
Multi-tilter mechanism (-3)

STANDARD FEATURES

- TS models are available within the standard G1 Ergo Select series. TS stands for "three shift" and each TS model is rated for 24/7 applications as well as weight rated up to 350 lbs.
- Models feature a heavy duty multi-tilter mechanism, cylinder and molded heavy duty seat foam.
- Standard with pneumatic seat height, forward and rearward seat tilt with infinite lock, free floating back angle control, tilt tension control and side activated sliding seat depth.
- Available in three back heights and two seat sizes (standard or generous).
- Stitch detail on edges of seat and back is discrete, using matched thread as standard.
- Standard with height and width adjustable (G5) arms with sliding armcaps. Armcaps also articulate inwards and outwards to aim toward the keyboard or mouse area.
- Five prong, injection molded, fiberglass reinforced nylon Black base with (C82) dual wheel carpet casters.
- G1 Ergo Select is fully compliant with latest BIFMA G1, GSA, and CGSB specifications.
- For 24 hour applications, Global's Lifetime Warranty is applicable only on fabrics that are rated for 100,000 double rubs.
- Check textile availability prior to specifying upholstery material.

OPTIONAL FEATURES

- Upholstery is available with exaggerated top stitch detail (heavier thread). Fourteen coordinating or contrasting colors may be selected. Please specify.
- Optional Ergo Select arms are height (4") and width adjustable with sliding armcaps. Armcaps also articulate inwards (25°) and outwards (25°) to aim toward the keyboard or mouse area.




Please add option codes in the following order:

- **Model number**  
**TS7331** Medium back  
**TS7332** High back  
**TS7333** Extended high back
- **Textile**  
Specify textile codes for back and seat
- **Mechanism**  
(-3) Multi-tilter mechanism
- **Seat Size**  
**(STAN)** Standard seat  
**(GS)** Generous seat
- **Arms**  
**(G5)** G5 arms..... **Standard**  
**(H1)** Ergo Select arms..... **Add \$95**  
**(H2)** Ergo Select arms  
w/wide armcaps..... **Add \$132**
- **Base**  
**(B7)** Black nylon B7B base ..... **Standard**  
**(A7)** Polished aluminum B7A base..... **Add \$177**
- **Casters**  
**(C82)** Dual wheel carpet casters..... **Standard**  
**(C82R)** Dual wheel  
hard floor casters..... **Add \$100**
- **Stitch detail**  
**(MS)** Color matched stitching.  
Decorative top stitch..... **No upcharge**  
**(XP)** Black                               **(XB)** Beige  
**(XG)** Copen                               **(XA)** Graphite  
**(XK)** Mahogany                       **(XJ)** Natural  
**(XH)** Navy #3                           **(XD)** New Grey  
**(XF)** Nickel                               **(XN)** Off-White  
**(XL)** Rubytone                       **(XI)** Scarlett  
**(XC)** Smoke                               **(XE)** Taupe  
(colors shown on website)

EXAMPLE G1 ERGO SELECT TS ORDER CODE:

|         |             |             |           |           |      |      |         |               |
|---------|-------------|-------------|-----------|-----------|------|------|---------|---------------|
| TS7332  | -WA53       | -WA53       | -3        | -STAN     | -H1  | -B7  | -C82    | -MS           |
| Model # | Back fabric | Seat fabric | Mechanism | Seat size | Arms | Base | Casters | Stitch detail |

| G1 Ergo Select TS dimensional information: based on measurements with heavy duty multi-tilter mechanism |                                   |                     |                  |                      |
|---|-----------------------------------|---------------------|------------------|----------------------|
|   | Distance between arms             | Standard arm height | Seat depth range | Standard seat height |
| <b>Standard seat (STAN)</b><br>Heavy duty 4" lift & (H1) arms   | 16.0" - 21.5" = 5.5" adjustment   | 7.3" - 11.4"        | 16.5" - 18.75"   | 17.5" - 21.5"        |
| <b>Generous seat (GS)</b><br>Heavy duty 4" lift & (H1) arms   | 17.25" - 22.75" = 5.5" adjustment |                     | 17.25" - 19.5"   |                      |

| DESCRIPTION   | FEATURES                                | MODEL#                    | STANDARD TEXTILE GRADES |          |                        |           |           |                        |          |      |      |      |      |      |  |  |
|---|---|---------------------------|-------------------------|----------|------------------------|-----------|-----------|------------------------|----------|------|------|------|------|------|--|--|
|   |   |                           | 1                       | 2        | 3                      | 4         | 5         | 6                      | 7        | 8    | 9    | 10   | 11   | 12   |  |  |
|  <p><b>Medium Back</b></p> <p>COM Yardage: 1.65<br/>                     Freight Class: 125<br/>                     Product Weight (lbs.): 66<br/>                     Cubic Feet Per Carton: 10.50</p>   | See series notes for mechanism options. | <b>TS7331</b>             | 1517                    | 1584     | 1628                   | 1702      | 1804      | 1851                   | 1944     | 2090 | 2204 | 2332 | 2589 | 2866 |  |  |
|   |   | <b>OVERALL DIMENSIONS</b> |                         |          | <b>SEAT DIMENSIONS</b> |           |           | <b>BACK DIMENSIONS</b> |          |      |      |      |      |      |  |  |
|   |   | <b>W</b>                  | <b>D</b>                | <b>H</b> | <b>W</b>               | <b>D</b>  | <b>H</b>  | <b>W</b>               | <b>H</b> |      |      |      |      |      |  |  |
|   |   | 24                        | 21.5                    | 42       | 19.75                  | 15.5-18.5 | 17.5-21.5 | 19                     | 22       |      |      |      |      |      |  |  |
|   |   |                           |                         |          | <b>RTA 1</b>           |           |           | 1 per carton           |          |      |      |      |      |      |  |  |
|  <p><b>High Back</b></p> <p>COM Yardage: 1.75<br/>                     Freight Class: 125<br/>                     Product Weight (lbs.): 68<br/>                     Cubic Feet Per Carton: 10.50</p>     | See series notes for mechanism options. | <b>TS7332</b>             | 1590                    | 1659     | 1710                   | 1786      | 1895      | 1946                   | 2044     | 2202 | 2324 | 2458 | 2734 | 3032 |  |  |
|   |   | <b>OVERALL DIMENSIONS</b> |                         |          | <b>SEAT DIMENSIONS</b> |           |           | <b>BACK DIMENSIONS</b> |          |      |      |      |      |      |  |  |
|   |   | <b>W</b>                  | <b>D</b>                | <b>H</b> | <b>W</b>               | <b>D</b>  | <b>H</b>  | <b>W</b>               | <b>H</b> |      |      |      |      |      |  |  |
|   |   | 24.5                      | 23                      | 45.5     | 16.5-18.75             | 15.5-18.5 | 17.5-21.5 | 19                     | 24.5     |      |      |      |      |      |  |  |
|   |   |                           |                         |          | <b>RTA 1</b>           |           |           | 1 per carton           |          |      |      |      |      |      |  |  |
|  <p><b>Extended High Back</b></p> <p>COM Yardage: 2<br/>                     Freight Class: 125<br/>                     Product Weight (lbs.): 70<br/>                     Cubic Feet Per Carton: 11</p> | See series notes for mechanism options. | <b>TS7333</b>             | 1663                    | 1742     | 1800                   | 1889      | 2014      | 2072                   | 2186     | 2365 | 2506 | 2658 | 2979 | 3320 |  |  |
|   |   | <b>OVERALL DIMENSIONS</b> |                         |          | <b>SEAT DIMENSIONS</b> |           |           | <b>BACK DIMENSIONS</b> |          |      |      |      |      |      |  |  |
|   |   | <b>W</b>                  | <b>D</b>                | <b>H</b> | <b>W</b>               | <b>D</b>  | <b>H</b>  | <b>W</b>               | <b>H</b> |      |      |      |      |      |  |  |
|   |   | 26                        | 24                      | 51       | 16.5-18.75             | 15.5-18.5 | 17.5-21.5 | 19                     | 27       |      |      |      |      |      |  |  |
|   |   |                           |                         |          | <b>RTA 1</b>           |           |           | 1 per carton           |          |      |      |      |      |      |  |  |

## ROBUST




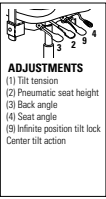

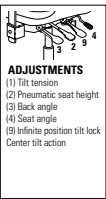
model 2527

## STANDARD FEATURES

- Heavy duty chair rated for multi shift users up to 500 pounds.
- Standard with a six prong, oval tubular steel base (32" in diameter) in Black (BK) Only.
- Standard with a solid steel loop style arm. The arm is vinyl dipped to be warm to the touch and impact absorbent.
- Arms are width adjustable for an extra 2" on each side, providing additional room and comfort for users.
- There are no arm options for this series.
- Side tension adjustment can be reached from a seated position.
- Standard with Ultracell high density, high resilient foam on seat and back.
- Large diameter 3" black casters, providing easier mobility.
- Casters are suitable for hard surface flooring or carpet. There are no caster options for this series.
- Standard pneumatic seat height adjustment. Forward and rearward seat tilt with infinite lock and free floating back angle control. Tilt tension control.
- This series has a two-tone fabric combination as standard. Trim is always Dobby, Black (DB42) fabric.

## OPTIONAL FEATURES

- Upholstered in fabric or vinyl only. Check textile availability prior to specifying.
- An optional abrasion-resistant outer back fabric (polyester) is available (BKB). Resistant to impact damage. Available in Black only. Add \$25.

| DESCRIPTION  | FEATURES  | MODEL#                    | STANDARD TEXTILE GRADES |          |                        |          |           |                        |          |      |      |      |      |      |  |  |
|--|---|---------------------------|-------------------------|----------|------------------------|----------|-----------|------------------------|----------|------|------|------|------|------|--|--|
|  |   |                           | 1                       | 2        | 3                      | 4        | 5         | 6                      | 7        | 8    | 9    | 10   | 11   | 12   |  |  |
|  <p><b>HB Heavy Duty Multi-Tilter</b><br/>COM Yardage: 3.25<br/>Freight Class: 250<br/>Product Weight (lbs.): 118<br/>Cubic Feet Per Carton: 33.50</p> <p>Ergonomic Features:<br/>A, B, C, F, G, M, N, S</p> |  <p><b>ADJUSTMENTS</b><br/>(1) Tilt tension<br/>(2) Pneumatic seat height<br/>(3) Back angle<br/>(4) Seat angle<br/>(5) Infinite position tilt lock<br/>Center tilt action</p>  | <b>2526</b>               | -                       | 2875     | 2973                   | 3116     | 3321      | 3396                   | 3572     | 3905 | 4071 | 4380 | 4811 | 5341 |  |  |
|  |   | <b>OVERALL DIMENSIONS</b> |                         |          | <b>SEAT DIMENSIONS</b> |          |           | <b>BACK DIMENSIONS</b> |          |      |      |      |      |      |  |  |
|  |   | <b>W</b>                  | <b>D</b>                | <b>H</b> | <b>W</b>               | <b>D</b> | <b>H</b>  | <b>W</b>               | <b>H</b> |      |      |      |      |      |  |  |
|  |   | 29                        | 27.5                    | 50.5     | 25.5                   | 20       | 16.5-20.5 | 22                     | 30       |      |      |      |      |      |  |  |
|  <p><b>MB Heavy Duty Multi-Tilter</b><br/>COM Yardage: 3<br/>Freight Class: 250<br/>Product Weight (lbs.): 114<br/>Cubic Feet Per Carton: 29.50</p> <p>Ergonomic Features:<br/>A, B, C, F, G, M, N, S</p>   |  <p><b>ADJUSTMENTS</b><br/>(1) Tilt tension<br/>(2) Pneumatic seat height<br/>(3) Back angle<br/>(4) Seat angle<br/>(5) Infinite position tilt lock<br/>Center tilt action</p> | <b>2527</b>               | -                       | 2682     | 2773                   | 2903     | 3091      | 3160                   | 3326     | 3633 | 3787 | 4072 | 4470 | 4959 |  |  |
|  |   | <b>OVERALL DIMENSIONS</b> |                         |          | <b>SEAT DIMENSIONS</b> |          |           | <b>BACK DIMENSIONS</b> |          |      |      |      |      |      |  |  |
|  |   | <b>W</b>                  | <b>D</b>                | <b>H</b> | <b>W</b>               | <b>D</b> | <b>H</b>  | <b>W</b>               | <b>H</b> |      |      |      |      |      |  |  |
|  |   | 29                        | 26.5                    | 42.5     | 25.5                   | 20       | 16.5-20.5 | 22                     | 24       |      |      |      |      |      |  |  |


SAXON



model 2512-3



Back



**Arm Feature**


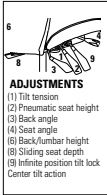
Arms are designed to flip up and accommodate people wearing equipment belts.

**STANDARD FEATURES**

- A contoured molded, dual cushion, Ultracell foam seat and heavily padded back provides exceptional comfort.
- Rated for multi-shift use by persons up to 350lbs.
- Abrasion resistant outer back fabric (polyester) is standard. Resistant to impact damage. Available in Black only.
- Standard with a black nylon molded base with dual wheel carpet casters (C10). Select hard floor casters (C10R) for use on most hard surfaces, add \$70.
- Standard with VL fold-up arms to accommodate users' equipment belts.
- Arms standard with Vari-Width Adapter Plates (WA).
- Back upright is 3" standard, with 2.25", five-position, ratchet back height adjustment.
- Side activated sliding seat depth adjustment is standard.
- Saxon is covered under Global's Heavy Duty Warranty for 12 years, 24/7 use environments. Fabrics with a minimum of 100,000 double rubs required.
- Upholstery options: fabric and coated textiles only. Coated textiles may feature stitch detail across the seat and/or back cushions, if applicable.

**OPTIONAL FEATURES**

- **AC10** casters are standard. Please see page 410 for additional caster options. Optional caster may be priced higher than the standard casters and will incur an upcharge. Lower priced optional casters will not be credited.

| DESCRIPTION  | FEATURES   | MODEL#             | STANDARD TEXTILE GRADES |      |                 |      |         |                 |      |         |      |      |      |      |  |
|--|--|--------------------|-------------------------|------|-----------------|------|---------|-----------------|------|---------|------|------|------|------|--|
|  |  |                    | 1                       | 2    | 3               | 4    | 5       | 6               | 7    | 8       | 9    | 10   | 11   | 12   |  |
|  <p><b>ADJUSTMENTS</b><br/>                     (1) Tilt tension<br/>                     (2) Pneumatic seat height<br/>                     (3) Back angle<br/>                     (4) Seat angle<br/>                     (5) Back/lumbar height<br/>                     (6) Sliding seat depth<br/>                     (7) Infinite position tilt lock<br/>                     (8) Center tilt action</p> |  <p>Ergonomic Features:<br/>A, B, C, M, N, S</p> | <b>2512-3</b>      | -                       | 1921 | 1995            | 2098 | 2247    | 2302            | 2431 | 2673    | 2796 | 3020 | 3333 | 3716 |  |
|  |  | OVERALL DIMENSIONS |                         |      | SEAT DIMENSIONS |      |         | BACK DIMENSIONS |      |         |      |      |      |      |  |
|  |  |                    | W                       | D    | H               | W    | D       | H               | W    | H       |      |      |      |      |  |
|  |  |                    | 27.5                    | 25   | 39.5            | 22.5 | 19-21.5 | 18-22           | 20   | 19.5-22 |      |      |      |      |  |
| <p><b>HB Heavy Duty Multi-Tilter</b><br/>                     COM Yardage: 2.25<br/>                     Freight Class: 150<br/>                     Product Weight (lbs.): 60<br/>                     Cubic Feet Per Carton: 13</p>  |  |                    | <b>RTA 2</b>            |      |                 |      |         |                 |      |         |      |      |      |      |  |

## VION



model TS6321-3



model TS6331-3

| VION FINISHES - TASK SEATING |                   |                    |  |                              |
|------------------------------|-------------------|--------------------|--|------------------------------|
| Back Frame                   | Base              | Specify Code       | Arm Option   | Specify Code                 |
| Black                        | Black             | BLK<br>no upcharge | Adj. "T" arm ( <b>Black</b> )<br>Adj. "T" arm, fixed armcap ( <b>Black</b> )<br>Adj. "T" arm ( <b>Black</b> , Chrome accent)<br>Adj. "T" arm, fixed armcap ( <b>Black</b> , Chrome accent) | AS<br>AF<br>AC<br>A          |
| Black                        | Polished Aluminum | BAU<br>Add \$177   | Fixed "C" arm ( <b>Black</b> )<br>Fixed "C" arm ( <b>Polished Aluminum</b> )   | C<br>CA - Add \$214          |
| Shadow                       | Shadow            | SHW<br>Add \$81    | Adj. "T" arm ( <b>Shadow</b> )<br>Adj. "T" arm, fixed armcap ( <b>Shadow</b> )<br>Adj. "T" arm ( <b>Shadow</b> , Chrome accent)  | SHA<br>SHF<br>SHR            |
| Shadow                       | Polished Aluminum | SAU<br>Add \$255   | Adj. "T" arm, fixed armcap ( <b>Shadow</b> , Chrome accent)<br>Fixed "C" arm ( <b>Shadow</b> )<br>Fixed "C" arm ( <b>Polished Aluminum</b> )   | SHD<br>SHC<br>CA - Add \$214 |
| Fog                          | Fog               | FOG<br>Add \$81    | Adj. "T" arm ( <b>Fog</b> )<br>Adj. "T" arm, fixed armcap ( <b>Fog</b> )<br>Adj. "T" arm ( <b>Fog</b> , Chrome accent)   | FA<br>FF<br>FC               |
| Fog                          | Polished Aluminum | FAU<br>Add \$255   | Adj. "T" arm, fixed armcap ( <b>Fog</b> , Chrome accent)<br>Fixed "C" arm ( <b>Fog</b> )<br>Fixed "C" arm ( <b>Polished Aluminum</b> )   | CF<br>CC<br>CA - Add \$214   |


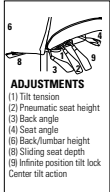

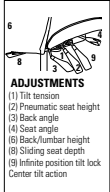
\* All arms have Black SSU Armcaps.

## STANDARD FEATURES

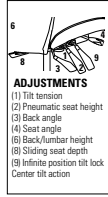
- The TS models are available within standard Vion series. TS stands for "Three Shift" and each of the TS models are rated for 24-7 applications as well as weight rated up to 350 pounds.
- Multi-Tilter models, feature a heavy duty mechanism.
- Multi-Tilters are standard with Pneumatic seat height and sliding seat depth adjustment. Forward and rearward seat tilt with infinite lock and free floating back angle control. Tilt tension control.
- Side activated sliding seat depth adjustment is standard on Multi-Tilter. Provides 2" of seat depth adjustment.
- All models are standard with either Ultracell or molded heavy duty seat foam.
- All models have a heavy duty 3" wide back upright.
- All models are standard with height and width adjustable arms (**AS**) that feature a front to back sliding armcap.
- Mesh back models are available in 10 standard Vion colors: Aqua (**MS75**), Black (**MS69**), Black Cherry (**MS76**), Blue (**MS72**), Dust (**MS77**), Ivory (**MS78**), Natural (**MS74**), Paprika (**MS79**), Rope (**MS73**) and Stone (**MS71**).
- Upholstered back models will always feature black fabric (Jenny **JN02**) on the back side.
- Check textile availability prior to specifying upholstery material. Materials must meet or exceed 100,000 double rubs to comply with Globals Heavy Duty seating textile warranty.

## OPTIONAL FEATURES

- Vion back frames, arms and bases are available in three colors: Black, Shadow and Fog. See Vion finishes chart for options and upcharges. Armcaps are always Black.
- Mesh back models are also available in 7 Dimension Mesh colors: Black (**DBK**), Fog (**DST**), Chalk (**DCL**), Shadow (**DGM**), Charcoal (**DCH**), Sand (**DSD**), Pool Blue (**DPB**). Add \$29
- Upholstered back models offer a Matching Outer (**MO**) upholstery option. Due to the additional material needed, these models are listed separately and are priced differently than the standard upholstered back models.
- Two featured "T" arm options that include height and width adjusting arms, one with sliding arm caps (**AS**) and one without sliding arm caps (**AF**). Also, available is a stylish fixed urethane arm (**C**) for conference/management environments.
- Optional Lumbar Pad can be added at the time of order. Please specify **LP**. Add \$43. Lumbar Pad can also be order after sale as a kit, specify model 6339 at \$46 list. The Lumbar Pad is adjustable up to 3".
- Optional Memory Foam available on Vion Seats. Please specify **MF**. Add \$124.
- B7A** Polished aluminum base and matching chrome arm accent on either **AS** or **AF** arms. Please specify **ALU** and **AC**. Add \$161.

| DESCRIPTION   | FEATURES  | MODEL#  | STANDARD TEXTILE GRADES                       |      |      |  |         |           |  |         |      |      |      |      |      |  |  |
|---|---|---|---|------|------|--|---------|-----------|--|---------|------|------|------|------|------|--|--|
|   |   |   | 1   | 2    | 3    | 4  | 5       | 6         | 7  | 8       | 9    | 10   | 11   | 12   |      |  |  |
|  <p><b>HB Heavy Duty Multi - Tilter - Mesh Back</b><br/>COM Yardage: 1.75<br/>Freight Class: 150<br/>Product Weight (lbs.): 49<br/>Cubic Feet Per Carton: 10.5</p> |  <p><b>ADJUSTMENTS</b><br/>(1) Tilt tension<br/>(2) Pneumatic seat height<br/>(3) Back angle<br/>(4) Seat angle<br/>(5) Back/lumbar height<br/>(6) Sliding seat depth<br/>(7) Infinite position tilt lock<br/>Center tilt action</p> | <p><b>Vion TS</b></p> <p>Ergonomic Features:<br/>A, B, C, E, F, G, H, M, N, Q, U, S</p> | TS6321-3                                      | 1365 | 1405 | 1434                                       | 1477    | 1540      | 1562                                     | 1616    | 1720 | 1772 | 1867 | 1998 | 2160 |  |  |
|   |   |   | <p><b>OVERALL DIMENSIONS</b></p> <p>W D H</p> |      |      | <p><b>SEAT DIMENSIONS</b></p> <p>W D H</p> |         |           | <p><b>BACK DIMENSIONS</b></p> <p>W H</p> |         |      |      |      |      |      |  |  |
|   |   |   | 25.5  | 24   | 41   | 20   | 17-19.5 | 17.5-21.5 | 19                                       | 21.5-24 |      |      |      |      |      |  |  |
|   |   |   | <p>RTA 2</p> <p>FedEx UPS</p>                 |      |      |  |         |           |  |         |      |      |      |      |      |  |  |
|  <p><b>MB Heavy Duty Multi - Tilter - Mesh Back</b><br/>COM Yardage: 1.75<br/>Freight Class: 150<br/>Product Weight (lbs.): 49<br/>Cubic Feet Per Carton: 10.5</p> |  <p><b>ADJUSTMENTS</b><br/>(1) Tilt tension<br/>(2) Pneumatic seat height<br/>(3) Back angle<br/>(4) Seat angle<br/>(5) Back/lumbar height<br/>(6) Sliding seat depth<br/>(7) Infinite position tilt lock<br/>Center tilt action</p> | <p><b>Vion TS</b></p> <p>Ergonomic Features:<br/>A, B, C, E, F, G, H, M, N, Q, U, S</p> | TS6322-3                                      | 1311 | 1352 | 1381                                       | 1424    | 1488      | 1509                                     | 1563    | 1667 | 1719 | 1814 | 1947 | 2108 |  |  |
|   |   |   | <p><b>OVERALL DIMENSIONS</b></p> <p>W D H</p> |      |      | <p><b>SEAT DIMENSIONS</b></p> <p>W D H</p> |         |           | <p><b>BACK DIMENSIONS</b></p> <p>W H</p> |         |      |      |      |      |      |  |  |
|   |   |   | 25.5  | 24   | 39   | 20   | 17-19.5 | 17.5-21.5 | 19                                       | 21.5-24 |      |      |      |      |      |  |  |
|   |   |   | <p>RTA 2</p> <p>FedEx UPS</p>                 |      |      |  |         |           |  |         |      |      |      |      |      |  |  |

DESCRIPTION FEATURES MODEL# STANDARD TEXTILE GRADES

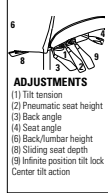


**HB Heavy Duty Multi - Tilter - Upholstered Back**  
 COM Yardage: 1.75  
 Freight Class: 150  
 Product Weight (lbs.): 49  
 Cubic Feet Per Carton: 10.5

**Vion TS**  
 Ergonomic Features:  
 A, B, C, E, F, G, H, M, N, Q, U, S

| MODEL#            | 1    | 2    | 3    | 4    | 5    | 6    | 7    | 8    | 9    | 10   | 11   | 12   |
|-------------------|------|------|------|------|------|------|------|------|------|------|------|------|
| <b>TS6331-3</b>   | 1506 | 1557 | 1594 | 1647 | 1725 | 1755 | 1820 | 1953 | 2014 | 2135 | 2299 | 2501 |
| <b>TS6331-3MO</b> | 1565 | 1643 | 1701 | 1789 | 1915 | 1973 | 2086 | 2265 | 2403 | 2558 | 2876 | 3213 |

| OVERALL DIMENSIONS |    |    | SEAT DIMENSIONS |         |           | BACK DIMENSIONS |         |
|--------------------|----|----|-----------------|---------|-----------|-----------------|---------|
| W                  | D  | H  | W               | D       | H         | W               | H       |
| 25.5               | 24 | 41 | 20              | 17-19.5 | 17.5-21.5 | 19              | 21.5-24 |



**MB Heavy Duty Multi - Tilter - Upholstered Back**  
 COM Yardage: 1.75  
 Freight Class: 150  
 Product Weight (lbs.): 49  
 Cubic Feet Per Carton: 10.5

**Vion TS**  
 Ergonomic Features:  
 A, B, C, E, F, G, H, M, N, Q, U, S

| MODEL#            | 1    | 2    | 3    | 4    | 5    | 6    | 7    | 8    | 9    | 10   | 11   | 12   |
|-------------------|------|------|------|------|------|------|------|------|------|------|------|------|
| <b>TS6332-3</b>   | 1452 | 1502 | 1537 | 1592 | 1670 | 1699 | 1765 | 1898 | 1958 | 2079 | 2244 | 2446 |
| <b>TS6332-3MO</b> | 1515 | 1599 | 1663 | 1760 | 1893 | 1955 | 2081 | 2276 | 2426 | 2594 | 2939 | 3307 |

| OVERALL DIMENSIONS |    |    | SEAT DIMENSIONS |         |           | BACK DIMENSIONS |         |
|--------------------|----|----|-----------------|---------|-----------|-----------------|---------|
| W                  | D  | H  | W               | D       | H         | W               | H       |
| 25.5               | 24 | 41 | 20              | 17-19.5 | 17.5-21.5 | 19              | 21.5-24 |



# arm and caster options

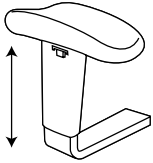


# HOW TO SELECT ARMRESTS

Global has a wide selection of armrest to suit almost every work task. Armrest are an important feature of a chair. They reduce stress an tension on the spine, neck and shoulder muscles by supporting the weight of your arms. This makes you more comfortable and ultimately more productive. Height, width and angle adjustable armrests enable you to position your arms at a comfortable working position, based on the task at hand.

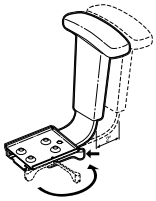
## COMFORT TIPS

- Wrists should be in a straight or neutral position - avoid bending your wrists
- When mousing, use whole arm movements instead of flexing your wrist.
- Rest your palm on the mouse pad for support.



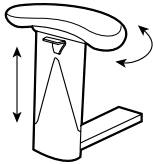
## HEIGHT ADJUSTABLE ARMS

- A full range of arms is available with armcaps in self-skinned urethane (SSU).
- Use the features available on Global's adjustable arms to accommodate your ergonomic requirements.



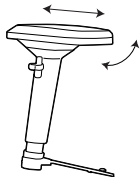
## VARI-WIDTH ARM

- Features maximum comfort while enabling you to maintain top productivity levels.
- Easy to use levers enable you to adjust the distance between armrests quickly and simply. An ergonomic feature, Vari-Width maximizes shoulder support as it accommodates the specific width requirements of each user.
- Metal adapter plates provide width adjustability. One adapter plate is attached under each side of the seat. Arms are inserted into the adapter plates.
- Arms extend outward up to 2" on each side. A lever locks each arm in any position.
- Vari-Width is available only with Global's height adjustable arms. The arm chart (on the following pages) specifies all arm options available for the Vari-Width series. Vari-Width is standard on many chairs; they can also be retroactively installed on chairs.
- When ordering, please specify series, arm and **(WA)** ie. Loover 2660-0 **(G5)** and **(WA)**. When ordering as retrofit, please specify **2660-0-WA**.



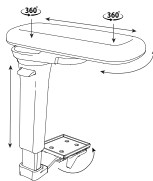
## ROTATING ARMCAPS

Rotating armcaps articulate inward and/or outward. This positions the arm to support mousing or keyboarding activities. Rotating armcaps can also be used to narrow the space between the arms for slender people seeking arm support while keyboarding.



## SLIDING ARMCAPS

Select arms have sliding armcaps. They can slide over top of the seat to narrow the space between the arms for smaller users. Sliding armcaps also slide forward for arm support for larger users or slide to the rear allowing slender users to sit closer to their worksurface.



## HALO ARM

New Halo Arm offers infinite adjustability and comfort for all work styles. Designed to support diverse work habits and body types by featuring:

- 4 1/8" of height adjustment
- Dual independent 360 degree rotation of both the upper arm (with 15 degree lockable increments) and the armcap (with 18 degree stops)
- 12.6" width adjustment with combined armcap and upper arm rotation for a total width adjustment of 26.2" between arms from most inward to most outward positions
- 7.8" total forward backward to backward adjustment with combined armcap and upper arm movement
- Clean, intuitive design with no pinch points, designed for infection control (healthcare friendly)

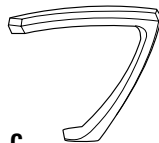
## OPTIONAL ARMS

Purchased separately from the chair. Cost listed below arm descriptions. Refer to chart for series compatibility.



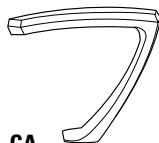
**AS**

Height and width adjustable forward and backward sliding armcaps.  
**\$289**



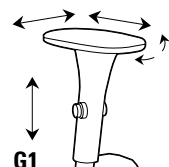
**C**

Fixed height and stylish "C" arm. Self-skinned urethane. Black only.  
**\$289**



**CA**

Fixed height and stylish "C" arm. Polished Aluminum.  
**\$454**



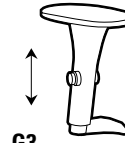
**G1**

Height and width adjustable forward and backward sliding armcaps. Self-skinned urethane pad rotates inward.  
**\$289**



**G2**

Special low rise version of G3 arm, positions 1" lower but retains all G3 functions.  
**\$289**



**G3**

Height and width adjustable forward and backward sliding armcaps. Self-skinned urethane pad rotates inward 30 degrees.  
**\$289**



**G4**

Height adjustable "T" style Graphic arm. Self-Skinned Urethane (SSU) armcap. Slides forward and back.  
**\$289**



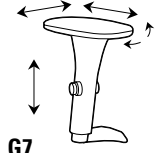
**G5**

Lockable, highly adjustable armcap slides forward and backward, cap slides over seat 3/4" each side, cap rotates inward & outward. Soft (SSU) arm pad.  
**\$289**



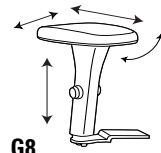
**G6**

Special low rise version of G5 arm, positions 1" lower but retains all G5 arm functions.  
**\$289**



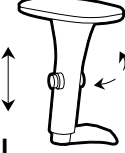
**G7**

Wider highly adjustable armcap slides forward and backward, cap slides over seat 3/4" each side. Cap rotates inward. Soft SSU arm pad. Curved corners and sides.  
**\$289**



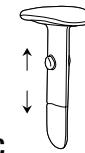
**G8**

Special low rise version of G7 arm, positions 1" lower but retains all G7 functions.  
**\$289**



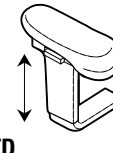
**GL**

Width adjustable forward and backward sliding armcaps.  
**\$289**



**SC**

Height adjustable forward swept arms with kidney shaped armcaps. Self-skinned urethane.  
**\$252**



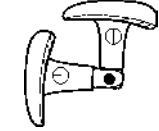
**TD**

Height adjustable "T" arms with teardrop shaped armcaps. Self-skinned urethane.  
**\$252**



**T6**

Height adj. T arm. Rotates 360. Self-skinned urethane.  
**\$336**



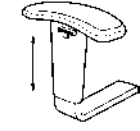
**ZT**

Height adjustable "T" arms, teardrop shaped. Swings away and folds. Self-skinned urethane.  
**\$306**



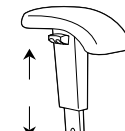
**3B**

Height Adjustable "T" arm with soft touch Self-Skinned Urethane (SSU) armcap.  
**\$252**



**3N**

Height adjustable "T" arms with curved shaped armcaps. Self-skinned urethane. Available in Black only.  
**\$206**



**3P**

Height adjustable "waterfall edge" arms. Self-skinned urethane. Available in Black Only.  
**\$320**



**3R**

Hard durometer. Height Adjustable "T" arm with Concave Oval soft touch Self-Skinned Urethane (SSU) armcap.  
**\$252**



**MG**

Halo, dual pivot arm with 12.6" lateral and 20" forward/back total motion. Armcap slides forward/back/in/out and pivots 360 degrees with 18 degree stops. Upper arm pivots 360 degrees at locking, 15 degree increments. 4 1/8" Height Adjustment. Arm width adapter brackets required for full range of motion.  
**\$294**

# ARM SELECTIONS

|                   | STD  | AS  | C   | CA  | G1  | G2 | G3  | G4  | G5  | G6 | G7 | G8 | H1 | H2  |
|-------------------|------|-----|-----|-----|-----|----|-----|-----|-----|----|----|----|----|-----|
| ASPEN             | AS   |     | NA  | NA  | 0   | NA | 0   | 0   | 0   | NA | 0  | 0  | NA | NA  |
| ENTERPRISE        | TD   | 102 | NA  | NA  | 46  | 46 | 46  | 6   | 46  | 46 | NA | NA | NA | NA  |
| G1                | G5   | NA  | NA  | NA  | NA  | NA | NA  | NA  | STD | NA | NA | NA | 95 | 132 |
| GOAL              | 3N   | NR  | 94  | NA  | NR  | NR | NR  | NR  | NR  | NR | NR | NR | NA | NA  |
| GRAHAM            | 3N   | 102 | NA  | NA  | 95  | 95 | 95  | 95  | 95  | 95 | NA | NA | NA | NA  |
| GRANADA           | 3N   | 102 | NA  | NA  | 95  | 95 | 95  | 95  | 95  | 95 | NR | NR | NA | NA  |
| GRANADA DELUXE    | 3B   | 102 | NA  | NA  | 46  | 46 | 46  | 46  | 46  | 46 | NA | NA | NA | NA  |
| GRAPHIC           | G4   | 0   | 0   | NA  | 0   | NA | 0   | STD | 0   | NA | 0  | 0  | NA | NA  |
| LOOVER            | G5   | 0   | 0   | 153 | 0   | 0  | 0   | 0   | STD | 0  | 0  | 0  | NA | NA  |
| MALAGA            | TD   | 96  | NA  | NA  | 46  | 46 | 46  | 46  | 46  | 46 | NA | NA | NA | NA  |
| OBUSFORME COMFORT | G3   | 0   | NA  | NA  | 0   | 0  | STD | 0   | 0   | 0  | 0  | 0  | NA | NA  |
| SAXON             | VL   | 0   | NA  | NA  | 0   | 0  | 0   | 0   | 0   | 0  | 0  | 0  | NA | NA  |
| SUPRA X           | SC   | 102 | 46  | NA  | 46  | 46 | 46  | 46  | 46  | 46 | NA | NA | NA | NA  |
| SYNOPSIS          | 3B   | 102 | 46  | NA  | 46  | 46 | 46  | 46  | 46  | 46 | NA | NA | NA | NA  |
| TRIUMPH           | G1   | 0   | NA  | NA  | STD | NA | 0   | 0   | 0   | NA | NA | NA | NA | NA  |
| TRUFORM           | SC   | 102 | 46  | NA  | 46  | 46 | 46  | 46  | 46  | 46 | 46 | NA | NA | NA  |
| TYE               | 3N   | 102 | NA  | NA  | 95  | 95 | 95  | 95  | 95  | 95 | 95 | NA | NA | NA  |
| VION              | AS/C | STD | STD | 214 | 0   | 0  | 0   | 0   | 0   | 0  | 0  | 0  | NA | NA  |
| WEEV              | GL   | 0   | 0   | NA  | 0   | 0  | 0   | 0   | 0   | 0  | 0  | 0  | NA | NA  |

**NOTE:** ARMCHAIRS HAVE FIXED ARMS WHICH ARE NOT INTERCHANGEABLE WITH ADJUSTABLE ARMS LISTED ABOVE.  
\* INDICATES THAT ARMS CANNOT BE USED WITH "WA" ARM WIDTH ADAPTER.

**\$0** = AVAILABLE AT NO ADDITIONAL CHARGE

**NA** = NOT AVAILABLE

**NR** = OPTION NOT RECOMMENDED

|                   | STD  | GL  | MG | SC  | TD  | T6  | ZT  | 3B  | 3N  | 3P | 3R | WA  |
|-------------------|------|-----|----|-----|-----|-----|-----|-----|-----|----|----|-----|
| ASPEN             | AS   | 0   | NA | NR  | NR  | NA  | NA  | NR  | NR  | NR | NR | STD |
| ENTERPRISE        | TD   | 46  | NA | 0   | 0   | 122 | 67  | 0   | 0   | 0  | 0  | STD |
| G1                | G5   | NA  | 34 | NA  | NA  | NA  | NA  | NA  | NA  | NA | NA |     |
| GOAL              | 3N   | NR  | NA | 52  | 55  | NR  | 117 | 52  | STD | 55 | 52 | NA  |
| GRAHAM            | 3N   | 95  | NA | 55  | 55  | 171 | 117 | 52  | STD | 52 | 52 | NA  |
| GRANADA           | 3N   | 95  | NA | 55  | 55  | 171 | 117 | 52  | STD | 52 | 52 | STD |
| GRANADA DELUXE    | 3B   | 46  | NA | 0   | 0   | 122 | 67  | STD | 0   | 0  | 0  | STD |
| GRAPHIC           | G4   | 0   | NA | 0   | NR  | 80  | 25  | NR  | NR  | NR | NR | STD |
| LOOVER            | G5   | 0   | NA | 0   | 0   | 0   | NA  | 0   | 0   | 0  | 0  | 0   |
| MALAGA            | TD   | 46  | NA | 0   | STD | 117 | 67  | 0   | 0   | 0  | 0  | STD |
| OBUSFORME COMFORT | G3   | 0   | NA | 0   | 0   | 80  | 25  | 0   | 0   | 0  | 0  | STD |
| SAXON             | VL   | 0   | NA | 0   | NR  | 60  | NR  | 0   | 0   | 0  | 0  | NA  |
| SUPRA X           | SC   | 46  | NA | STD | 0   | 117 | 67  | 0   | 0   | 0  | 0  | STD |
| SYNOPSIS          | 3B   | 46  | NA | 0   | 0   | 117 | 67  | STD | 0   | 0  | 0  | STD |
| TRIUMPH           | G1   | 0   | NA | NA  | NA  | NA  | NA  | NA  | NA  | NA | NA | NA  |
| TRUFORM           | SC   | 46  | NA | STD | 0   | 117 | 67  | 0   | 0   | 0  | 0  | NA  |
| TYE               | 3N   | 95  | NA | 55  | 55  | 171 | 117 | 55  | STD | 55 | 55 | NA  |
| VION              | AS/C | 0   | 34 | 0   | 0   | 80  | NA  | 0   | 0   | 0  | 0  | 0   |
| WEEV              | GL   | STD | NA | 0   | 0   | 80  | 25  | 0   | 0   | 0  | 0  | STD |

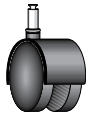
**NOTE:** ARMCHAIRS HAVE FIXED ARMS WHICH ARE NOT INTERCHANGEABLE WITH ADJUSTABLE ARMS LISTED ABOVE.  
 \* INDICATES THAT ARMS CANNOT BE USED WITH "WA" ARM WIDTH ADAPTER.

**\$0** = AVAILABLE AT NO ADDITIONAL CHARGE

**NA** = NOT AVAILABLE

**NR** = OPTION NOT RECOMMENDED

# CASTER SELECTIONS



|    |                      |       |                |                    |          |
|----|----------------------|-------|----------------|--------------------|----------|
| C1 | 2" Dual Wheel Caster | Black | Carpeted Floor | 1 each<br>set of 5 | 21<br>88 |
|----|----------------------|-------|----------------|--------------------|----------|

**Available on:** Softcurve and Traditional bases.



|    |   |       |             |                    |          |
|----|---|-------|-------------|--------------------|----------|
| C7 | Slipper Glide<br>(allows chair to remain<br>at caster height) | Black | Any surface | 1 each<br>set of 5 | 21<br>88 |
|----|---|-------|-------------|--------------------|----------|

**Available on:** All bases

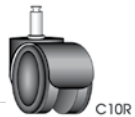


|     |   |       |                                  |                    |           |
|-----|---|-------|----------------------------------|--------------------|-----------|
| C9R | 2 1/2" Dual Wheel<br>Rubber Coated Caster | Black | Vinyl, Marble,<br>Hardwood Floor | 1 each<br>set of 5 | 36<br>161 |
|-----|---|-------|----------------------------------|--------------------|-----------|

**Available on:** All bases



|     |                                    |       |                |                    |           |
|-----|------------------------------------|-------|----------------|--------------------|-----------|
| C10 | 2" Integrated Dual<br>Wheel Caster | Black | Carpeted Floor | 1 each<br>set of 5 | 33<br>143 |
|-----|------------------------------------|-------|----------------|--------------------|-----------|



|      |   |       |                                  |                    |           |
|------|---|-------|----------------------------------|--------------------|-----------|
| C10R | Integrated Dual Wheel<br>Rubber Coated Caster | Black | Vinyl, Marble,<br>Hardwood Floor | 1 each<br>set of 5 | 47<br>209 |
|------|---|-------|----------------------------------|--------------------|-----------|

**Available on:** Concorde, Graham, and Malaga bases only.



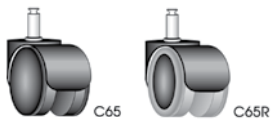
|      |   |       |              |                    |           |
|------|---|-------|--------------|--------------------|-----------|
| C14R | Automatic Locking<br>Rubber Caster<br>(while sitting) | Black | Any surface* | 1 each<br>set of 5 | 93<br>374 |
|------|---|-------|--------------|--------------------|-----------|

**Available on:** All bases



|     |                                       |       |                |                    |           |
|-----|---------------------------------------|-------|----------------|--------------------|-----------|
| C15 | Manual Locking<br>Caster (individual) | Black | Carpeted Floor | 1 each<br>set of 5 | 43<br>194 |
|-----|---------------------------------------|-------|----------------|--------------------|-----------|

**Available on:** All bases









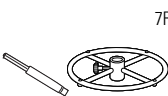



|     |                      |       |                |                    |          |
|-----|----------------------|-------|----------------|--------------------|----------|
| C65 | 2" Dual Wheel Caster | Black | Carpeted Floor | 1 each<br>set of 5 | 28<br>88 |
|-----|----------------------|-------|----------------|--------------------|----------|

|      |                                       |       |                                  |                    |           |
|------|---------------------------------------|-------|----------------------------------|--------------------|-----------|
| C65R | 2" Dual Wheel<br>Rubber Coated Caster | Black | Vinyl, Marble,<br>Hardwood Floor | 1 each<br>set of 5 | 40<br>161 |
|------|---------------------------------------|-------|----------------------------------|--------------------|-----------|

**Available on:** All bases (except wood base chairs).

## CASTER NOTES:

- The casters shown above are sold in sets for replacement purposes. This price list can also be used to calculate the upcharge to change casters at time of ordering a chair. Optional casters may be priced higher than the standard casters for your chair and the difference will be charged. Lower priced casters will not be credited.
- All casters are not appropriate for all flooring surfaces. Please consult with your sales representative or Global Customer Service representative for special situations that can be verified with the caster manufacturer. Alternative casters, if needed, may require an upcharge.
- \*Recommended for use on hard surface floors.

|   | MODEL # | MODEL NAME   |
|---|---------|--|
|    | 3G      | <b>3" cylinder, 360° swivel</b><br>Soft Descent™ pneumatic lift cylinder with 3 inch travel range.<br>This lift cannot be used on synchro-tilter (-0) and multi-tilter (-3) mechanisms due to operational interference with controls.  |
|    | 4F      | <b>Fixed height 360° swivel spindle #4</b><br>Fixed height, swivel only. Seat height is determined by the spindle length which is preset at the factory and cannot be changed.   |
|    | 4L      | <b>4" cylinder, 360° swivel, low rise</b><br>Soft Descent™ low rise, pneumatic lift cylinder with 4 inch travel range.   |
|    | 5F      | <b>Fixed height 360° swivel spindle #5</b><br>Fixed height, swivel only. Seat height is determined by the spindle length which is preset at the factory and cannot be changed.   |
|    | 5L      | <b>5" cylinder, 360° swivel, low rise</b><br>Soft Descent™ low rise, pneumatic lift cylinder with 5 inch travel range.   |
|  | 7G      | <b>7" cylinder, 360° swivel</b><br>Soft Descent™ pneumatic lift cylinder with 7 inch travel range. Lift allows most users to sit at both desk and counter heights. Seats may be too tall for shorter users at desk height.   |
|  | 7R      | <b>7" cylinder, 360° swivel with 20" Chrome footrest</b><br>Soft Descent™ pneumatic lift cylinder with 7 inch travel range and adjustable footrest. Lift allows most users to sit at both desk and counter heights. Seats may be too tall for shorter users at desk height (refer to cylinder chart on page 412).  |
|  | SC      | <b>Self-centering, height auto-return, 360° swivel</b><br>Return-to-center and return-to-height pneumatic height adjust cylinder with 2 inch travel range. Chair swivels back to face the original direction so groups of chairs remain aligned. The seat height may be lowered by occupant. Chair returns to the maximum seat height when user exits the chair. |
|  | SH      | <b>Height auto-return, 360° swivel</b><br>Return-to-height pneumatic height adjust cylinder with 2 inch travel range. The seat height may be lowered by occupant. Chair returns to the maximum seat height when user exits the chair.  |
|  | SN      | <b>Height auto-return, non-swivel cylinder</b><br>Return-to-height pneumatic height adjust cylinder with 2 inch travel range. The seat height may be lowered by occupant. Chair returns to the maximum seat height when user exits the chair.  |

**CYLINDER NOTES:**

- All cylinders are not appropriate for all mechanisms. Please refer to the following chart for compatibility and effect on minimum seat height.
- For cylinder upcharges and replacement costs, please contact Customer Service.

# CYLINDER SELECTIONS

| SERIES            | CYLINDER   | STD | 3G    | 4L    | 4F   | 5L    | 5F   | 7G    | 7R    | SC    | SH    | SN    |
|-------------------|------------|-----|-------|-------|------|-------|------|-------|-------|-------|-------|-------|
|                   | Mechanism  |     |       |       |      |       |      |       |       |       |       |       |
| ACCORD            | -2         | 4L  | NA    | STD   | NA   | +1.5  | NA   | +1.0  | NA    | NA    | NA    | NA    |
|                   | -4         | 4G* | NA    | NA    | +0.5 | NA    | +1.0 | +1.0  | NA    | +1.5  | +1.5  | +1.5  |
| ASPEN             | -3         | 4L  | -0.75 | STD   | NA   | +1.5  | NA   | +2.0  | NA    | NA    | NA    | NA    |
| G1 ERGO SELECT    | -0         | 4L  | N/A   | STD   | NA   | +1.5  | NA   | NA    | NA    | NA    | NA    | NA    |
|                   | -3         | 4L  | N/A   | STD   | NA   | +1.5  | NA   | +2.0  | NA    | NA    | NA    | NA    |
|                   | -8         | 4L  | N/A   | STD   | NA   | +1.5  | NA   | +2.0  | NA    | NA    | NA    | NA    |
| G20               |            | 5L  | -2.25 | -1.5  | NA   | STD   | NA   | +1.0  | NA    | NA    | NA    | NA    |
| GRANADA DELUXE    | -2, -3     | 4L  | NA    | STD   | NA   | +1.5  | NA   | +2.0  | NA    | NA    | NA    | NA    |
|                   | -5         | 4L  | -0.75 | STD   | NA   | +1.5  | NA   | +2.0  | NA    | NA    | NA    | NA    |
| INCLUDE (IN30)    | -8         | 4Z  | NA    | NA    | NA   | NA    | NA   | NA    | NA    | NA    | NA    | NA    |
| INCLUDE (IN40)    | -8         | 4Z  | NA    | +1.5  | NA   | +3.5  | NA   | NA    | NA    | NA    | NA    | NA    |
| LOOVER            | -3         | 4L  | -0.75 | STD   | NA   | +1.5  | NA   | +2.0  | NA    | NA    | NA    | NA    |
|                   | -4         | 5L  | -2.25 | -1.5  | NA   | STD   | +1.0 | +1.0  | +1.0  | +1.75 | +1.75 | +1.75 |
|                   | -8         | 5L  | -2.25 | -1.5  | NA   | STD   | +1.0 | +1.0  | +1.0  | +2.0  | +2.0  | +2.0  |
| LURAY             | -2         | 4L  | NA    | STD   | NA   | +1.5  | NA   | NA    | NA    | NA    | NA    | NA    |
|                   | -4         | 5L  | NA    | -1.5  | +0.5 | STD   | +1.0 | +1.0  | NA    | +1.5  | +1.5  | +1.5  |
| MALAGA            | -1, -4     | 5L  | -2.25 | -1.5  | NA   | STD   | NA   | +1.0  | NA    | NA    | NA    | NA    |
|                   | -2, -3     | 5L  | NA    | -1.5  | NA   | STD   | NA   | +1.0  | NA    | NA    | NA    | NA    |
| NOVELLO           |            | 5L  | -2.25 | -1.5  | NA   | STD   | NA   | +1.0  | NA    | NA    | NA    | NA    |
| OBUSFORME COMFORT | -2, -3     | 4L  | NA    | STD   | NA   | +1.5  | NA   | +2.0  | NA    | NA    | NA    | NA    |
|                   | -5         | 4L  | -0.75 | STD   | NA   | +1.5  | NA   | NA    | NA    | NA    | NA    | NA    |
| PREFER            |            | 4G* | -1.75 | -1.25 | +0   | +0.25 | +1.0 | +0.75 | +0.75 | NA    | NA    | NA    |
| ROMA              |            | 4L* | -0.75 | STD   | NA   | +1.5  | +2.5 | +2.0  | NA    | +2.0  | +2.0  | +2.0  |
| SOFTCURVE LM      | -1         | 5L  | NA    | -1.5  | NA   | STD   | NA   | NA    | NA    | NA    | NA    | NA    |
|                   | -2, -3     | 4L  | NA    | STD   | NA   | +1.5  | NA   | NA    | NA    | NA    | NA    | NA    |
|                   | -4         | 5L  | NA    | -1.5  | NA   | STD   | +0.5 | NA    | NA    | +2.0  | +2.0  | +2.0  |
| SOLAR             |            | 4L* | NA    | NA    | +0.0 | NA    | +1.0 | NA    | NA    | NA    | NA    | NA    |
| SORA              | -8         | 4L  | -0.75 | STD   | NA   | +1.5  | NA   | +2.0  | +2.0  | NA    | NA    | NA    |
| SPREE             |            | 5L  | -2.25 | -1.5  | NA   | STD   | NA   | +1.0  | NA    | NA    | NA    | NA    |
| SUPRA-X           | -1, -4, -5 | 5L  | -2.25 | -1.5  | NA   | STD   | NA   | +1.0  | NA    | NA    | NA    | NA    |
|                   | -3         | 5L  | NA    | -1.5  | NA   | STD   | NA   | +1.0  | NA    | NA    | NA    | NA    |
| SYNOPSIS          | -3         | 5L  | NA    | -1.5  | NA   | STD   | NA   | +1.0  | NA    | NA    | NA    | NA    |
|                   | -4         | 5L  | -2.25 | -1.5  | NA   | STD   | +1.0 | +1.0  | NA    | +2.25 | +2.25 | +2.25 |
| TRIUMPH           | -3, -8     | 4L* | -0.75 | STD   | NA   | +1.5  | NA   | +2.0  | NA    | NA    | NA    | NA    |
| TRUFORM           | -0         | 5L  | NA    | -1.5  | NA   | STD   | NA   | NA    | NA    | NA    | NA    | NA    |
|                   | -3         | 5L  | NA    | -1.5  | NA   | STD   | NA   | +1.0  | NA    | NA    | NA    | NA    |
|                   | -1, -4, -5 | 5L  | NA    | -1.5  | NA   | STD   | NA   | +1.0  | NA    | NA    | NA    | NA    |
|                   | -8         | 5L  | -2.25 | -1.5  | NA   | STD   | NA   | +1.0  | NA    | NA    | NA    | NA    |
| VION              | -3         | 5L  | -2.25 | -1.5  | NA   | STD   | NA   | +1.0  | +1.0  | +1.75 | +1.75 | +1.5  |
|                   | -4         | 5L  | -2.25 | -1.5  | NA   | STD   | +1.0 | +1.0  | +1.0  | +1.0  | +1.0  | +1.5  |
|                   | -8         | 5L  | -2.25 | -1.5  | NA   | STD   | +0.5 | +1.0  | NA    | NA    | NA    | +1.5  |
| WEEV              | -3,-4,-8   | 5L  | -2.25 | -1.5  | NA   | STD   | NA   | +1.0  | NA    | NA    | NA    | NA    |

**NOTE:** CHART VALUES INDICATE CHANGE FROM STANDARD MINIMUM SEAT HEIGHT (IN INCHES).

3G AND 7G CYLINDERS ARE NOT AVAILABLE FOR USE WITH -0 SYNCHRO-TILT MECHANISM.

\*SPECIAL CYLINDER







# SWIVEL, FIXED HEIGHT BOARDROOM SEATING

| SERIES                  | MODEL  | DESCRIPTION   | 4" FIXED SPINDLE |                      | 5" FIXED SPINDLE |                      | BACK MATERIAL  |
|-------------------------|--------|---|------------------|----------------------|------------------|----------------------|----------------|
|                         |        |   | SEAT HEIGHT      | ARM HEIGHT CLEARANCE | SEAT HEIGHT      | ARM HEIGHT CLEARANCE |                |
| GLOBAL ACCORD           | 2670-4 | Upholstered High Back Tilter                          | 17"              | 26.25"               | 18"              | 27.25"               | Upholstered    |
|                         | 2671-4 | Upholstered Medium Back Tilter                        | 17"              | 26.25"               | 18"              | 27.25"               | Upholstered    |
| AUBURN                  | 3767   | High Back Tilter                                      | 17.5"            | 25.75"               | 18.5"            | 26.75"               | Upholstered    |
| ENTERPRISE              | 4560   | High Back Tilter                                      | 15.75"           | 24"                  | 16.75"           | 25"                  | Upholstered    |
|                         | 4561   | Medium Back Tilter                                    | 15.75"           | 24"                  | 16.75"           | 25"                  | Upholstered    |
| FACTOR (W / FIXED ARMS) | 5540   | High Back   | 16"              | 24.25"               | 17"              | 25.25"               | Mesh           |
|                         | 5541   | Medium Back   | 16"              | 24.25"               | 17"              | 25.25"               | Mesh           |
| LOOVER (W / FIXED ARMS) | 2660-4 | Extended High Back Tilter                             | 16"              | 24.25"               | 17"              | 25.25"               | Mesh           |
|                         | 2661-4 | High Back Tilter                                      | 16"              | 24.25"               | 17"              | 25.25"               | Mesh           |
|                         | 2662-4 | Medium Back Tilter                                    | 16"              | 24.25"               | 17"              | 25.25"               | Mesh           |
|                         | 2660-8 | Extended High Back Weight Sensing Synchro-Tilter      | 16"              | 24.25"               | 17"              | 25.25"               | Mesh           |
|                         | 2661-8 | High Back Weight Sensing Synchro-Tilter               | 16"              | 24.25"               | 17"              | 25.25"               | Mesh           |
|                         | 2662-8 | Medium Back Weight Sensing Synchro-Tilter             | 16"              | 24.25"               | 17"              | 25.25"               | Mesh           |
| LURAY                   | 2460-4 | Extended High Back Tilter                             | 17"              | 24.75"               | 18"              | 25.75"               | Upholstered    |
|                         | 2461-4 | High Back Tilter                                      | 17"              | 24.75"               | 18"              | 25.75"               | Upholstered    |
| NOETIC (W / FIXED ARMS) | 6074   | Mesh Back Weight Sensing Synchro-Tilter               | 18.25"           | 25"                  | 19.25"           | 26"                  | Mesh           |
|                         | 6075   | Upholstered Back Weight Sensing Synchro-Tilter        | 18.25"           | 25"                  | 19.25"           | 26"                  | Upholstered    |
| PREFER                  | 8458   | Multi-Task Chair, Asphalt Frame + Base                | 18"              | 26.75"               | 19"              | 27.75"               | Mesh           |
|                         | 8459   | Multi-Task Chair, Alabaster Frame + Base              | 18"              | 26.75"               | 19"              | 27.75"               | Mesh           |
| ROMA (W / FIXED ARMS)   | 1897   | Honeycomb Poly Medium Back                            | 16.5"            | 25.5"                | 17.5"            | 26.5"                | Honeycomb Poly |
|                         | 1906   | Mesh Medium Back                                      | 16.5"            | 25.5"                | 17.5"            | 26.5"                | Mesh           |
|                         | 1907   | Poly Medium Back                                      | 16.5"            | 25.5"                | 17.5"            | 26.5"                | Poly Flex      |
| SUPRA                   | 5330-4 | High Back Tilter                                      | 16.5"            | 26.5"                | 17.5"            | 27.5"                | Upholstered    |
|                         | 5331-4 | High Back Tilter                                      | 16.5"            | 26.5"                | 17.5"            | 27.5"                | Upholstered    |
| SYNOPSIS                | 5090-4 | High Back Tilter                                      | 16.5"            | 25.25"               | 17.5"            | 26.25"               | Upholstered    |
|                         | 5091-4 | Medium Back Tilter                                    | 16.5"            | 25.25"               | 17.5"            | 26.25"               | Upholstered    |
| VION (W / FIXED ARMS)   | 6321-4 | Mesh High Back Tilter                                 | 16"              | 26"                  | 17"              | 27"                  | Mesh           |
|                         | 6322-4 | Mesh Medium Back Tilter                               | 16"              | 26"                  | 17"              | 27"                  | Mesh           |
|                         | 6331-4 | Upholstered High Back Tilter                          | 16"              | 26"                  | 17"              | 27"                  | Upholstered    |
|                         | 6332-4 | Upholstered Medium Back Tilter                        | 16"              | 26"                  | 17"              | 27"                  | Upholstered    |
|                         | 6321-8 | Mesh High Back Weight Sensing Synchro-Tilter          | 16"              | 26"                  | 17"              | 27"                  | Mesh           |
|                         | 6322-8 | Mesh Medium Back Weight Sensing Synchro-Tilter        | 16"              | 26"                  | 17"              | 27"                  | Mesh           |
|                         | 6331-8 | Upholstered High Back Weight Sensing Synchro-Tilter   | 16"              | 26"                  | 17"              | 27"                  | Upholstered    |
|                         | 6332-8 | Upholstered Medium Back Weight Sensing Synchro-Tilter | 16"              | 26"                  | 17"              | 27"                  | Upholstered    |

## NOTE:

- SEATING MODELS CAN BE ORDERED WITH FIXED HEIGHT SPINDLES SHOWN TO ACHIEVE CONSISTENT BACK, SEAT AND ARM HEIGHTS. CONTACT CUSTOMER CARE FOR ORDERING DETAILS.
- DIMENSIONS SHOWN ARE FOR THE SPECIFIED MODEL, MECHANISM NOTED, WITH FIXED ARM OPTION AND STANDARD CASTERS.
- ARM HEIGHT CLEARANCE DIMENSIONS SHOWN INCLUDE OVERALL MAX. FIXED ARM HEIGHT WITH SELECTED SPINDLE PLUS A 1/4" ARM LIFT TOLERANCE FOR CHAIR TILT.
- HEIGHT ADJUST CONTROL HANDLE REMAINS WITH NO HEIGHT ADJUST FUNCTION. ALL OTHER MECHANISM FUNCTIONS REMAIN INCLUDING PUSH/PULL TILT LOCKS.

# GLIDE SELECTIONS

| GLIDES   | SURFACE | CARPET | VINYL SHEET | LVT | VCT | RUBBER | CORK | HARDWOOD | LAMINATE | CERAMIC TILE, STONE | MARBLE, GRANITE | CONCRETE |
|--|---------|--------|-------------|-----|-----|--------|------|----------|----------|---------------------|-----------------|----------|
| <b>NO GLIDE (XG):</b> The plain Chrome sled based frame slides easily and silently over carpeted surfaces. Note: do not use in damp areas.   |         |        |             |     |     |        |      |          |          |                     |                 |          |
|   |         | ●      | NR          | NR  | NR  | ●      | NR   | NR       | NR       | NR                  | NR              | NR       |
| <b>CLEAR POLYCARBONATE GLIDE (CG):</b> The polycarbonate glide is easy to move over most flooring. It does not leave marks and it reduces noise on hard surfaces.                    |         |        |             |     |     |        |      |          |          |                     |                 |          |
|   |         | ●      | NR          | NR  | NR  | ●      | NR   | NR       | NR       | NR                  | NR              | ●        |
| <b>NON-MARKING GLIDE (NM):</b> The non-marking glide moves across the floor smoothly and easily without leaving scratches and marks behind.*   |         |        |             |     |     |        |      |          |          |                     |                 |          |
|   |         | ●      | ●           | NR  | NR  | NR     | NR   | ●        | NR       | ●                   | NR              | NR       |
| <b>STAINLESS STEEL PAD ON POLYCARBONATE GLIDE (SG):</b> The stainless steel bottomed glide slides easily. It is extremely durable, reduces floor contact and noise on hard surfaces. |         |        |             |     |     |        |      |          |          |                     |                 |          |
|   |         | ●      | NR          | NR  | NR  | ●      | NR   | NR       | NR       | NR                  | NR              | NR       |
| <b>FELT PAD ON POLY CARBONATE GLIDE (FG):</b> The felt bottomed glide moves silently and smoothly on hard surface flooring. Helps to prevent floor damage.                           |         |        |             |     |     |        |      |          |          |                     |                 |          |
|    |         | NR     | ●           | ●   | NR  | NR     | ●    | NR       | ●        | NR                  | NR              | NR       |
| <b>RUBBER NO SLIP PAD ON POLY CARBONATE GLIDE (RG):</b> The rubber bottomed glide is slip-resistant. It grips flooring, reduces movement, scratching and eliminates noise.           |         |        |             |     |     |        |      |          |          |                     |                 |          |
|   |         | NR     | ●           | ●   | ●   | NR     | NR   | ●        | ●        | ●                   | ●               | NR       |

**NOTE:** Above is only a guideline based on clean and properly finished floors. Glides that are not recommended (NR) for use will not be covered by Global's Limited Lifetime Warranty. Site conditions can dramatically affect how appropriate a glide is for any application. Regular inspection of glides is critical to preventing floor damage. See additional details below.




\*These are general recommendations. Please contact flooring manufacturer for glide recommendation for their specific flooring type.

● = BEST FOR APPLICATION

NR = OPTION NOT RECOMMENDED

**CARE + CLEANING:** Flooring material and top coat finishes may cause wear on glides. Regular cleaning of floors and glides is required to ensure proper performance. Improper care and cleaning of flooring and glides may result in marks and scratches.

**EXCEPTIONS:** (XG) glide option is only available on select series and models. See specific series for availability.  
 (CG) glide option is available on select wire frame bases only. See specific series for availability.  
 (NM) glide option is not available on Duet, Popcorn or Sas seating.  
*Not all seating series have glide options.*


| GLIDE STYLES/FRAMES actual glide varies depending on frame style                    |   |   |
|---|---|---|
| commonly used on wire/tubular sled frames   | commonly used on tubular frames   | commonly used on wood frames  |
|  |  |  |

# specialty

Industrial Seating ..... 417

Industrial Wipe Down ..... 422

Academic Arms + Casters ..... 425



**EXPLANATION OF VARIOUS INDUSTRIAL APPLICATIONS**

This section presents only some of the possibilities that are available. Please contact your Sales Representative for additional information.



**50 - INDUSTRIAL**

Designed for heavier duty intensive environments such as those found in factories, assembly lines and dispatch offices. Seating features durable components including heavy gauge steel construction, chromed chip/corrosion/humidity resistant pneumatic lift cylinders and frames, heavy duty bases, weight activated interval safety casters for hard floors or encased levelling glides, wear resistant fabric or easy clean vinyl upholstery.



**64 - WIPE DOWN**

Furniture designed for dry food manufacturers, hospitals and forensic labs requiring regular and immediate clean up of dust,dirt or powder. Upholstery of any kind is unacceptable here. Features include comfortable Black self-skinned polyurethane seats and backs, chip/corroionn/humidity resistant pneumatic lift cylinders and frames,safety casters or glides. Some "Wipe Down" products may also be available with ESD.

**FABRIC APPLICATION GRID**

| APPLICATION            | FABRIC/VINYL   |
|------------------------|--|
| <b>50 - Industrial</b> | <p><b>Grade 1 (fabric):</b> Terrace, Waterfall</p> <p><b>Grade 2 (fabric):</b> Imprint</p> <p><b>Grade 2 (vinyl):</b> Allante FFree, Luxhide, MorCare™ Collection (Abbey, Arc, Aristo, Cinema, Nomad, Verve, Vitality)</p> |
| <b>Wipe Down - 64</b>  | No upholstery required, seats are molded self-skinned urethane (SSU) foam.   |

9

INDUSTRIAL SEATING



model 3212-50 (3N)

model 3288-50 (3N)



**50 - Industrial**  
Designed for heavy duty environments found in factories, assembly lines and dispatch offices. See page 416 for available fabrics.


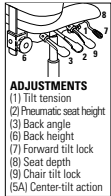

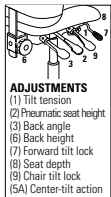

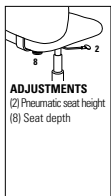
\* Images shown are for illustration purposes only.


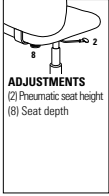

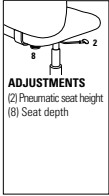

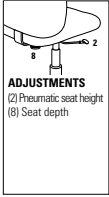

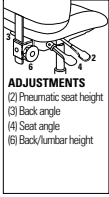

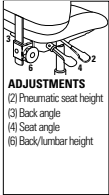
STANDARD FEATURES



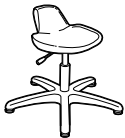

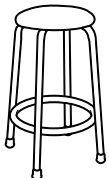
- \*Industrial models have a chrome back upright.
- Granada models feature a molded seat and contoured back with enhanced lumbar support.
- Standard with adjustable height T-arms with curved urethane armcaps (3N) in Black Only.
- Chrome chip/corrosion/humidity resistant pneumatic lift cylinders and frames.
- Chairs have a 5" chrome pneumatic cylinder, stools have a 10" chrome pneumatic cylinder.
- All chairs and stools have chrome back uprights.
- Clear protective back bumper (full surround) is standard on all models.
- Standard with a five-legged, heavy duty molded base in Black.
- C10R casters are standard on Granada models and Minotaur stools.
- Minotaur models are standard with a five-legged, heavy duty base with metal hub and C7R casters.
- Heavy Duty Bench Stools are standard with non-slip rubber glides.
- Check textile availability prior to specifying upholstery material.

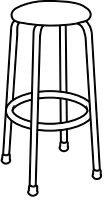




OPTIONAL FEATURES


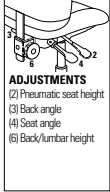


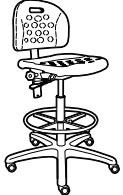
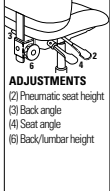




- See back of this section for additional arm or caster options.
- Optional casters may be priced higher than the standard casters for your chair and the difference will be charged. Lower priced optional casters will not be credited.

| DESCRIPTION  | FEATURES   | MODEL#  | STANDARD TEXTILE GRADES  |   |      |      |      |      |      |      |    |  |    |    |         |   |      |      |         |       |  |   |   |   |   |    |           |   |
|--|--|---|--|---|------|------|------|------|------|------|----|--|----|----|---------|---|------|------|---------|-------|--|---|---|---|---|----|-----------|---|
|  |  |   | 1  | 2 | 3    | 4    | 5    | 6    | 7    | 8    | 9  | 10   | 11 | 12 |         |   |      |      |         |       |  |   |   |   |   |    |           |   |
|  <p><b>LB Multi-Tilter</b><br/>COM Yardage: 1.5<br/>Freight Class: 150<br/>Product Weight (lbs.): 52<br/>Cubic Feet Per Carton: 13</p>     |  <p><b>ADJUSTMENTS</b><br/>(1) Tilt tension<br/>(2) Pneumatic seat height<br/>(3) Back angle<br/>(6) Back height<br/>(7) Forward tilt lock<br/>(8) Seat depth<br/>(9) Chair tilt lock<br/>(5A) Center-tilt action</p>  | <p><b>Granada</b></p> <p>Ergonomic Features:<br/>A, B, C, D, E, F, G, H, M, N, Q, S</p> | <table border="1"> <tr> <td>3212-50</td> <td>-</td> <td>1909</td> <td>1958</td> <td>2023</td> <td>2123</td> <td>-</td> <td>-</td> <td>-</td> <td>-</td> <td>-</td> <td>-</td> <td>-</td> <td>-</td> </tr> </table> |   |      |      |      |      |      |      |    |  |    |    | 3212-50 | - | 1909 | 1958 | 2023    | 2123  | -  | - | - | - | - | -  | -         | - |
|  |  |   | 3212-50  | - | 1909 | 1958 | 2023 | 2123 | -    | -    | -  | -  | -  | -  | -       | - |      |      |         |       |  |   |   |   |   |    |           |   |
|  |  |   | <p><b>OVERALL DIMENSIONS</b></p> <table border="1"> <tr> <th>W</th> <th>D</th> <th>H</th> </tr> <tr> <td>25.5</td> <td>24</td> <td>40</td> </tr> </table>  |   |      | W    | D    | H    | 25.5 | 24   | 40 | <p><b>SEAT DIMENSIONS</b></p> <table border="1"> <tr> <th>W</th> <th>D</th> <th>H</th> </tr> <tr> <td>20.5</td> <td>17-19.5</td> <td>18-23</td> </tr> </table> |    |    | W       | D | H    | 20.5 | 17-19.5 | 18-23 | <p><b>BACK DIMENSIONS</b></p> <table border="1"> <tr> <th>W</th> <th>H</th> </tr> <tr> <td>19</td> <td>17.5-21.5</td> </tr> </table> |   |   | W | H | 19 | 17.5-21.5 |   |
| W  | D  | H   |  |   |      |      |      |      |      |      |    |  |    |    |         |   |      |      |         |       |  |   |   |   |   |    |           |   |
| 25.5   | 24   | 40  |  |   |      |      |      |      |      |      |    |  |    |    |         |   |      |      |         |       |  |   |   |   |   |    |           |   |
| W  | D  | H   |  |   |      |      |      |      |      |      |    |  |    |    |         |   |      |      |         |       |  |   |   |   |   |    |           |   |
| 20.5   | 17-19.5  | 18-23   |  |   |      |      |      |      |      |      |    |  |    |    |         |   |      |      |         |       |  |   |   |   |   |    |           |   |
| W  | H  |   |  |   |      |      |      |      |      |      |    |  |    |    |         |   |      |      |         |       |  |   |   |   |   |    |           |   |
| 19   | 17.5-21.5  |   |  |   |      |      |      |      |      |      |    |  |    |    |         |   |      |      |         |       |  |   |   |   |   |    |           |   |
| <p>RTA 2      FedEx      ups</p>   |  |   |  |   |      |      |      |      |      |      |    |  |    |    |         |   |      |      |         |       |  |   |   |   |   |    |           |   |
|  <p><b>HB Multi-Tilter</b><br/>COM Yardage: 1.75<br/>Freight Class: 250<br/>Product Weight (lbs.): 55<br/>Cubic Feet Per Carton: 15.5</p> |  <p><b>ADJUSTMENTS</b><br/>(1) Tilt tension<br/>(2) Pneumatic seat height<br/>(3) Back angle<br/>(6) Back height<br/>(7) Forward tilt lock<br/>(8) Seat depth<br/>(9) Chair tilt lock<br/>(5A) Center-tilt action</p> | <p><b>Granada</b></p> <p>Ergonomic Features:<br/>A, B, C, D, E, F, G, H, M, N, Q, S</p> | <table border="1"> <tr> <td>3217-50</td> <td>-</td> <td>1970</td> <td>2038</td> <td>2126</td> <td>2252</td> <td>-</td> <td>-</td> <td>-</td> <td>-</td> <td>-</td> <td>-</td> <td>-</td> <td>-</td> </tr> </table> |   |      |      |      |      |      |      |    |  |    |    | 3217-50 | - | 1970 | 2038 | 2126    | 2252  | -  | - | - | - | - | -  | -         | - |
|  |  |   | 3217-50  | - | 1970 | 2038 | 2126 | 2252 | -    | -    | -  | -  | -  | -  | -       | - |      |      |         |       |  |   |   |   |   |    |           |   |
|  |  |   | <p><b>OVERALL DIMENSIONS</b></p> <table border="1"> <tr> <th>W</th> <th>D</th> <th>H</th> </tr> <tr> <td>25.5</td> <td>24.5</td> <td>43</td> </tr> </table>  |   |      | W    | D    | H    | 25.5 | 24.5 | 43 | <p><b>SEAT DIMENSIONS</b></p> <table border="1"> <tr> <th>W</th> <th>D</th> <th>H</th> </tr> <tr> <td>20.5</td> <td>17-19.5</td> <td>18-23</td> </tr> </table> |    |    | W       | D | H    | 20.5 | 17-19.5 | 18-23 | <p><b>BACK DIMENSIONS</b></p> <table border="1"> <tr> <th>W</th> <th>H</th> </tr> <tr> <td>19</td> <td>21.5-25.5</td> </tr> </table> |   |   | W | H | 19 | 21.5-25.5 |   |
| W  | D  | H   |  |   |      |      |      |      |      |      |    |  |    |    |         |   |      |      |         |       |  |   |   |   |   |    |           |   |
| 25.5   | 24.5   | 43  |  |   |      |      |      |      |      |      |    |  |    |    |         |   |      |      |         |       |  |   |   |   |   |    |           |   |
| W  | D  | H   |  |   |      |      |      |      |      |      |    |  |    |    |         |   |      |      |         |       |  |   |   |   |   |    |           |   |
| 20.5   | 17-19.5  | 18-23   |  |   |      |      |      |      |      |      |    |  |    |    |         |   |      |      |         |       |  |   |   |   |   |    |           |   |
| W  | H  |   |  |   |      |      |      |      |      |      |    |  |    |    |         |   |      |      |         |       |  |   |   |   |   |    |           |   |
| 19   | 21.5-25.5  |   |  |   |      |      |      |      |      |      |    |  |    |    |         |   |      |      |         |       |  |   |   |   |   |    |           |   |
| <p>RTA 2</p>   |  |   |  |   |      |      |      |      |      |      |    |  |    |    |         |   |      |      |         |       |  |   |   |   |   |    |           |   |
|  <p><b>LB Task - Armless</b><br/>COM Yardage: 1.5<br/>Freight Class: 250<br/>Product Weight (lbs.): 32<br/>Cubic Feet Per Carton: 13</p>  |  <p><b>ADJUSTMENTS</b><br/>(2) Pneumatic seat height<br/>(8) Seat depth</p>   | <p><b>Granada</b></p> <p>Ergonomic Features:<br/>C, E, M, N</p>                         | <table border="1"> <tr> <td>3254-50</td> <td>-</td> <td>1327</td> <td>1376</td> <td>1444</td> <td>1544</td> <td>-</td> <td>-</td> <td>-</td> <td>-</td> <td>-</td> <td>-</td> <td>-</td> <td>-</td> </tr> </table> |   |      |      |      |      |      |      |    |  |    |    | 3254-50 | - | 1327 | 1376 | 1444    | 1544  | -  | - | - | - | - | -  | -         | - |
|  |  |   | 3254-50  | - | 1327 | 1376 | 1444 | 1544 | -    | -    | -  | -  | -  | -  | -       | - |      |      |         |       |  |   |   |   |   |    |           |   |
|  |  |   | <p><b>OVERALL DIMENSIONS</b></p> <table border="1"> <tr> <th>W</th> <th>D</th> <th>H</th> </tr> <tr> <td>20.5</td> <td>24</td> <td>38</td> </tr> </table>  |   |      | W    | D    | H    | 20.5 | 24   | 38 | <p><b>SEAT DIMENSIONS</b></p> <table border="1"> <tr> <th>W</th> <th>D</th> <th>H</th> </tr> <tr> <td>20.5</td> <td>17-19.5</td> <td>17-22</td> </tr> </table> |    |    | W       | D | H    | 20.5 | 17-19.5 | 17-22 | <p><b>BACK DIMENSIONS</b></p> <table border="1"> <tr> <th>W</th> <th>H</th> </tr> <tr> <td>19</td> <td>19</td> </tr> </table>        |   |   | W | H | 19 | 19        |   |
| W  | D  | H   |  |   |      |      |      |      |      |      |    |  |    |    |         |   |      |      |         |       |  |   |   |   |   |    |           |   |
| 20.5   | 24   | 38  |  |   |      |      |      |      |      |      |    |  |    |    |         |   |      |      |         |       |  |   |   |   |   |    |           |   |
| W  | D  | H   |  |   |      |      |      |      |      |      |    |  |    |    |         |   |      |      |         |       |  |   |   |   |   |    |           |   |
| 20.5   | 17-19.5  | 17-22   |  |   |      |      |      |      |      |      |    |  |    |    |         |   |      |      |         |       |  |   |   |   |   |    |           |   |
| W  | H  |   |  |   |      |      |      |      |      |      |    |  |    |    |         |   |      |      |         |       |  |   |   |   |   |    |           |   |
| 19   | 19   |   |  |   |      |      |      |      |      |      |    |  |    |    |         |   |      |      |         |       |  |   |   |   |   |    |           |   |
| <p>RTA 2      FedEx      ups</p>   |  |   |  |   |      |      |      |      |      |      |    |  |    |    |         |   |      |      |         |       |  |   |   |   |   |    |           |   |

| DESCRIPTION   | FEATURES   | MODEL#  | STANDARD TEXTILE GRADES  |         |       |                    |         |      |                 |   |   |                 |    |    |         |   |      |      |      |      |   |   |      |      |    |      |         |       |    |         |                               |  |  |
|---|--|---|--|---------|-------|--------------------|---------|------|-----------------|---|---|-----------------|----|----|---------|---|------|------|------|------|---|---|------|------|----|------|---------|-------|----|---------|-------------------------------|--|--|
|   |  |   | 1  | 2       | 3     | 4                  | 5       | 6    | 7               | 8 | 9 | 10              | 11 | 12 |         |   |      |      |      |      |   |   |      |      |    |      |         |       |    |         |                               |  |  |
|  <p><b>LB Task</b> - w/3N Arms<br/>COM Yardage: 1.5<br/>Freight Class: 250<br/>Product Weight (lbs.): 40<br/>Cubic Feet Per Carton: 13</p>             |  <p><b>ADJUSTMENTS</b><br/>(2) Pneumatic seat height<br/>(8) Seat depth</p>   | <p><b>Granada</b></p> <p>Ergonomic Features:<br/>C, E, M, N</p>             | <table border="1"> <tr> <td>3255-50</td> <td>-</td> <td>1519</td> <td>1568</td> <td>1639</td> <td>1733</td> <td>-</td> <td>-</td> <td>-</td> <td>-</td> <td>-</td> <td>-</td> <td>-</td> <td>-</td> </tr> </table>   |         |       |                    |         |      |                 |   |   |                 |    |    | 3255-50 | - | 1519 | 1568 | 1639 | 1733 | - | - | -    | -    | -  | -    | -       | -     |    |         |                               |  |  |
|   |  |   | 3255-50  | -       | 1519  | 1568               | 1639    | 1733 | -               | - | - | -               | -  | -  | -       | - |      |      |      |      |   |   |      |      |    |      |         |       |    |         |                               |  |  |
|   |  |   | <table border="1"> <tr> <th colspan="3">OVERALL DIMENSIONS</th> <th colspan="3">SEAT DIMENSIONS</th> <th colspan="3">BACK DIMENSIONS</th> </tr> <tr> <th>W</th> <th>D</th> <th>H</th> <th>W</th> <th>D</th> <th>H</th> <th>W</th> <th>H</th> </tr> <tr> <td>25.5</td> <td>24</td> <td>38</td> <td>20.5</td> <td>17-19.5</td> <td>17-22</td> <td>19</td> <td>19</td> </tr> </table>     |         |       | OVERALL DIMENSIONS |         |      | SEAT DIMENSIONS |   |   | BACK DIMENSIONS |    |    | W       | D | H    | W    | D    | H    | W | H | 25.5 | 24   | 38 | 20.5 | 17-19.5 | 17-22 | 19 | 19      | <p>RTA 2</p> <p>FedEx UPS</p> |  |  |
|   |  |   | OVERALL DIMENSIONS   |         |       | SEAT DIMENSIONS    |         |      | BACK DIMENSIONS |   |   |                 |    |    |         |   |      |      |      |      |   |   |      |      |    |      |         |       |    |         |                               |  |  |
| W   | D  | H   | W  | D       | H     | W                  | H       |      |                 |   |   |                 |    |    |         |   |      |      |      |      |   |   |      |      |    |      |         |       |    |         |                               |  |  |
| 25.5  | 24   | 38  | 20.5   | 17-19.5 | 17-22 | 19                 | 19      |      |                 |   |   |                 |    |    |         |   |      |      |      |      |   |   |      |      |    |      |         |       |    |         |                               |  |  |
|  <p><b>Stool Task</b> - Armless<br/>COM Yardage: 1.5<br/>Freight Class: 250<br/>Product Weight (lbs.): 37<br/>Cubic Feet Per Carton: 13</p>            |  <p><b>ADJUSTMENTS</b><br/>(2) Pneumatic seat height<br/>(8) Seat depth</p>   | <p><b>Granada</b></p> <p>Ergonomic Features:<br/>C, E, M, N</p>             | <table border="1"> <tr> <td>3256-50</td> <td>-</td> <td>1527</td> <td>1577</td> <td>1644</td> <td>1741</td> <td>-</td> <td>-</td> <td>-</td> <td>-</td> <td>-</td> <td>-</td> <td>-</td> <td>-</td> </tr> </table>   |         |       |                    |         |      |                 |   |   |                 |    |    | 3256-50 | - | 1527 | 1577 | 1644 | 1741 | - | - | -    | -    | -  | -    | -       | -     |    |         |                               |  |  |
|   |  |   | 3256-50  | -       | 1527  | 1577               | 1644    | 1741 | -               | - | - | -               | -  | -  | -       | - |      |      |      |      |   |   |      |      |    |      |         |       |    |         |                               |  |  |
|   |  |   | <table border="1"> <tr> <th colspan="3">OVERALL DIMENSIONS</th> <th colspan="3">SEAT DIMENSIONS</th> <th colspan="3">BACK DIMENSIONS</th> </tr> <tr> <th>W</th> <th>D</th> <th>H</th> <th>W</th> <th>D</th> <th>H</th> <th>W</th> <th>H</th> </tr> <tr> <td>20.5</td> <td>24</td> <td>48</td> <td>20.5</td> <td>17.5-19</td> <td>24-34</td> <td>19</td> <td>19</td> </tr> </table>     |         |       | OVERALL DIMENSIONS |         |      | SEAT DIMENSIONS |   |   | BACK DIMENSIONS |    |    | W       | D | H    | W    | D    | H    | W | H | 20.5 | 24   | 48 | 20.5 | 17.5-19 | 24-34 | 19 | 19      | <p>RTA 2</p> <p>FedEx UPS</p> |  |  |
|   |  |   | OVERALL DIMENSIONS   |         |       | SEAT DIMENSIONS    |         |      | BACK DIMENSIONS |   |   |                 |    |    |         |   |      |      |      |      |   |   |      |      |    |      |         |       |    |         |                               |  |  |
| W   | D  | H   | W  | D       | H     | W                  | H       |      |                 |   |   |                 |    |    |         |   |      |      |      |      |   |   |      |      |    |      |         |       |    |         |                               |  |  |
| 20.5  | 24   | 48  | 20.5   | 17.5-19 | 24-34 | 19                 | 19      |      |                 |   |   |                 |    |    |         |   |      |      |      |      |   |   |      |      |    |      |         |       |    |         |                               |  |  |
|  <p><b>Stool Task</b> - w/3N Arms<br/>COM Yardage: 1.5<br/>Freight Class: 250<br/>Product Weight (lbs.): 43<br/>Cubic Feet Per Carton: 15.75</p>      |  <p><b>ADJUSTMENTS</b><br/>(2) Pneumatic seat height<br/>(8) Seat depth</p>  | <p><b>Granada</b></p> <p>Ergonomic Features:<br/>C, E, H, M, N, Q</p>       | <table border="1"> <tr> <td>3257-50</td> <td>-</td> <td>1717</td> <td>1766</td> <td>1837</td> <td>1930</td> <td>-</td> <td>-</td> <td>-</td> <td>-</td> <td>-</td> <td>-</td> <td>-</td> <td>-</td> </tr> </table>   |         |       |                    |         |      |                 |   |   |                 |    |    | 3257-50 | - | 1717 | 1766 | 1837 | 1930 | - | - | -    | -    | -  | -    | -       | -     |    |         |                               |  |  |
|   |  |   | 3257-50  | -       | 1717  | 1766               | 1837    | 1930 | -               | - | - | -               | -  | -  | -       | - |      |      |      |      |   |   |      |      |    |      |         |       |    |         |                               |  |  |
|   |  |   | <table border="1"> <tr> <th colspan="3">OVERALL DIMENSIONS</th> <th colspan="3">SEAT DIMENSIONS</th> <th colspan="3">BACK DIMENSIONS</th> </tr> <tr> <th>W</th> <th>D</th> <th>H</th> <th>W</th> <th>D</th> <th>H</th> <th>W</th> <th>H</th> </tr> <tr> <td>25.5</td> <td>24</td> <td>48</td> <td>20.5</td> <td>17.5-19</td> <td>24-34</td> <td>19</td> <td>19</td> </tr> </table>     |         |       | OVERALL DIMENSIONS |         |      | SEAT DIMENSIONS |   |   | BACK DIMENSIONS |    |    | W       | D | H    | W    | D    | H    | W | H | 25.5 | 24   | 48 | 20.5 | 17.5-19 | 24-34 | 19 | 19      | <p>RTA 2</p>                  |  |  |
|   |  |   | OVERALL DIMENSIONS   |         |       | SEAT DIMENSIONS    |         |      | BACK DIMENSIONS |   |   |                 |    |    |         |   |      |      |      |      |   |   |      |      |    |      |         |       |    |         |                               |  |  |
| W   | D  | H   | W  | D       | H     | W                  | H       |      |                 |   |   |                 |    |    |         |   |      |      |      |      |   |   |      |      |    |      |         |       |    |         |                               |  |  |
| 25.5  | 24   | 48  | 20.5   | 17.5-19 | 24-34 | 19                 | 19      |      |                 |   |   |                 |    |    |         |   |      |      |      |      |   |   |      |      |    |      |         |       |    |         |                               |  |  |
|  <p><b>Stool Operator</b> - Armless<br/>COM Yardage: 1.5<br/>Freight Class: 250<br/>Product Weight (lbs.): 44<br/>Cubic Feet Per Carton: 13</p>      |  <p><b>ADJUSTMENTS</b><br/>(2) Pneumatic seat height<br/>(3) Back angle<br/>(4) Seat angle<br/>(6) Back/lumbar height</p> | <p><b>Granada</b></p> <p>Ergonomic Features:<br/>C, D, F, G, M, N</p>       | <table border="1"> <tr> <td>3278-50</td> <td>-</td> <td>1832</td> <td>1880</td> <td>1946</td> <td>2046</td> <td>-</td> <td>-</td> <td>-</td> <td>-</td> <td>-</td> <td>-</td> <td>-</td> <td>-</td> </tr> </table>   |         |       |                    |         |      |                 |   |   |                 |    |    | 3278-50 | - | 1832 | 1880 | 1946 | 2046 | - | - | -    | -    | -  | -    | -       | -     |    |         |                               |  |  |
|   |  |   | 3278-50  | -       | 1832  | 1880               | 1946    | 2046 | -               | - | - | -               | -  | -  | -       | - |      |      |      |      |   |   |      |      |    |      |         |       |    |         |                               |  |  |
|   |  |   | <table border="1"> <tr> <th colspan="3">OVERALL DIMENSIONS</th> <th colspan="3">SEAT DIMENSIONS</th> <th colspan="3">BACK DIMENSIONS</th> </tr> <tr> <th>W</th> <th>D</th> <th>H</th> <th>W</th> <th>D</th> <th>H</th> <th>W</th> <th>H</th> </tr> <tr> <td>20.5</td> <td>23.5</td> <td>48</td> <td>20.5</td> <td>17.5</td> <td>24-34</td> <td>19</td> <td>17.5-21</td> </tr> </table> |         |       | OVERALL DIMENSIONS |         |      | SEAT DIMENSIONS |   |   | BACK DIMENSIONS |    |    | W       | D | H    | W    | D    | H    | W | H | 20.5 | 23.5 | 48 | 20.5 | 17.5    | 24-34 | 19 | 17.5-21 | <p>RTA 2</p> <p>FedEx UPS</p> |  |  |
|   |  |   | OVERALL DIMENSIONS   |         |       | SEAT DIMENSIONS    |         |      | BACK DIMENSIONS |   |   |                 |    |    |         |   |      |      |      |      |   |   |      |      |    |      |         |       |    |         |                               |  |  |
| W   | D  | H   | W  | D       | H     | W                  | H       |      |                 |   |   |                 |    |    |         |   |      |      |      |      |   |   |      |      |    |      |         |       |    |         |                               |  |  |
| 20.5  | 23.5   | 48  | 20.5   | 17.5    | 24-34 | 19                 | 17.5-21 |      |                 |   |   |                 |    |    |         |   |      |      |      |      |   |   |      |      |    |      |         |       |    |         |                               |  |  |
|  <p><b>Stool Operator</b> - w/3N Arms<br/>COM Yardage: 1.5<br/>Freight Class: 250<br/>Product Weight (lbs.): 52<br/>Cubic Feet Per Carton: 15.75</p> |  <p><b>ADJUSTMENTS</b><br/>(2) Pneumatic seat height<br/>(3) Back angle<br/>(4) Seat angle<br/>(6) Back/lumbar height</p> | <p><b>Granada</b></p> <p>Ergonomic Features:<br/>C, D, F, G, H, M, N, Q</p> | <table border="1"> <tr> <td>3288-50</td> <td>-</td> <td>2020</td> <td>2069</td> <td>2137</td> <td>2234</td> <td>-</td> <td>-</td> <td>-</td> <td>-</td> <td>-</td> <td>-</td> <td>-</td> <td>-</td> </tr> </table>   |         |       |                    |         |      |                 |   |   |                 |    |    | 3288-50 | - | 2020 | 2069 | 2137 | 2234 | - | - | -    | -    | -  | -    | -       | -     |    |         |                               |  |  |
|   |  |   | 3288-50  | -       | 2020  | 2069               | 2137    | 2234 | -               | - | - | -               | -  | -  | -       | - |      |      |      |      |   |   |      |      |    |      |         |       |    |         |                               |  |  |
|   |  |   | <table border="1"> <tr> <th colspan="3">OVERALL DIMENSIONS</th> <th colspan="3">SEAT DIMENSIONS</th> <th colspan="3">BACK DIMENSIONS</th> </tr> <tr> <th>W</th> <th>D</th> <th>H</th> <th>W</th> <th>D</th> <th>H</th> <th>W</th> <th>H</th> </tr> <tr> <td>25.5</td> <td>23.5</td> <td>48</td> <td>20.5</td> <td>17.5</td> <td>24-34</td> <td>19</td> <td>17.5-21</td> </tr> </table> |         |       | OVERALL DIMENSIONS |         |      | SEAT DIMENSIONS |   |   | BACK DIMENSIONS |    |    | W       | D | H    | W    | D    | H    | W | H | 25.5 | 23.5 | 48 | 20.5 | 17.5    | 24-34 | 19 | 17.5-21 | <p>RTA 2</p>                  |  |  |
|   |  |   | OVERALL DIMENSIONS   |         |       | SEAT DIMENSIONS    |         |      | BACK DIMENSIONS |   |   |                 |    |    |         |   |      |      |      |      |   |   |      |      |    |      |         |       |    |         |                               |  |  |
| W   | D  | H   | W  | D       | H     | W                  | H       |      |                 |   |   |                 |    |    |         |   |      |      |      |      |   |   |      |      |    |      |         |       |    |         |                               |  |  |
| 25.5  | 23.5   | 48  | 20.5   | 17.5    | 24-34 | 19                 | 17.5-21 |      |                 |   |   |                 |    |    |         |   |      |      |      |      |   |   |      |      |    |      |         |       |    |         |                               |  |  |

| DESCRIPTION  | FEATURES                                      | MODEL#                             | STANDARD TEXTILE GRADES |      |                                 |     |           |                               |   |   |   |    |    |    |
|--|---|------------------------------------|-------------------------|------|---------------------------------|-----|-----------|-------------------------------|---|---|---|----|----|----|
|  |   |                                    | 1                       | 2    | 3                               | 4   | 5         | 6                             | 7 | 8 | 9 | 10 | 11 | 12 |
|  <p><b>Minotaur - Work Stool</b><br/>COM Yardage: 0.75<br/>Freight Class: 300<br/>Product Weight (lbs.): 19<br/>Cubic Feet Per Carton: 14.5</p>             | 5" Pneumatic<br><br>Ergonomic Features:<br>C  | <b>9602-50</b>                     | -                       | 701  | 728                             | 763 | 806       | -                             | - | - | - | -  | -  |    |
|  |   | <b>OVERALL DIMENSIONS</b><br>W D H |                         |      | <b>SEAT DIMENSIONS</b><br>W D H |     |           | <b>BACK DIMENSIONS</b><br>W H |   |   |   |    |    |    |
|  |   | 14                                 | 14                      | 17.5 | 14                              | -   | 15-20     | -                             | - |   |   |    |    |    |
|  |   | RTA 00      FedEx      UPS         |                         |      |                                 |     |           |                               |   |   |   |    |    |    |
|  <p><b>Minotaur - Work Stool</b><br/>COM Yardage: 0.75<br/>Freight Class: 300<br/>Product Weight (lbs.): 21<br/>Cubic Feet Per Carton: 14.5</p>             | 10" Pneumatic<br><br>Ergonomic Features:<br>C | <b>9604-50</b>                     | -                       | 798  | 825                             | 860 | 903       | -                             | - | - | - | -  |    |    |
|  |   | <b>OVERALL DIMENSIONS</b><br>W D H |                         |      | <b>SEAT DIMENSIONS</b><br>W D H |     |           | <b>BACK DIMENSIONS</b><br>W H |   |   |   |    |    |    |
|  |   | 14                                 | 14                      | 26.5 | 14                              | -   | 21.5-31.5 | -                             | - |   |   |    |    |    |
|  |   | RTA 00      FedEx      UPS         |                         |      |                                 |     |           |                               |   |   |   |    |    |    |
|  <p><b>Minotaur - Work Stool</b><br/>COM Yardage: N/A<br/>Freight Class: 300<br/>Product Weight (lbs.): 16<br/>Cubic Feet Per Carton: 13</p>               | 5" Pneumatic<br><br>Ergonomic Features:<br>C  | <b>9611-50</b>                     | 1002                    | -    | -                               | -   | -         | -                             | - | - | - | -  |    |    |
|  |   | <b>OVERALL DIMENSIONS</b><br>W D H |                         |      | <b>SEAT DIMENSIONS</b><br>W D H |     |           | <b>BACK DIMENSIONS</b><br>W H |   |   |   |    |    |    |
|  |   | 14                                 | 14                      | 24.5 | 14                              | -   | 15-20     | -                             | - |   |   |    |    |    |
|  |   | RTA 00      FedEx      UPS         |                         |      |                                 |     |           |                               |   |   |   |    |    |    |
|  <p><b>Minotaur - Work Stool</b><br/>COM Yardage: N/A<br/>Freight Class: 300<br/>Product Weight (lbs.): 22<br/>Cubic Feet Per Carton: 14.5</p>            | 10" Pneumatic<br><br>Ergonomic Features:<br>C | <b>9612-50</b>                     | 1072                    | -    | -                               | -   | -         | -                             | - | - | - | -  |    |    |
|  |   | <b>OVERALL DIMENSIONS</b><br>W D H |                         |      | <b>SEAT DIMENSIONS</b><br>W D H |     |           | <b>BACK DIMENSIONS</b><br>W H |   |   |   |    |    |    |
|  |   | 14                                 | 14                      | 31   | 14                              | -   | 21.5-31.5 | -                             | - |   |   |    |    |    |
|  |   | RTA 00      FedEx      UPS         |                         |      |                                 |     |           |                               |   |   |   |    |    |    |
|  <p><b>Minotaur - Heavy Duty Work Stool</b><br/>COM Yardage: N/A<br/>Freight Class: 300<br/>Product Weight (lbs.): 22<br/>Cubic Feet Per Carton: 14.5</p> |   | <b>9624-50</b>                     | -                       | 550  | 577                             | 612 | 655       | -                             | - | - | - | -  |    |    |
|  |   | <b>OVERALL DIMENSIONS</b><br>W D H |                         |      | <b>SEAT DIMENSIONS</b><br>W D H |     |           | <b>BACK DIMENSIONS</b><br>W H |   |   |   |    |    |    |
|  |   | 14                                 | 14                      | 27.5 | 14                              | -   | 27.5      | -                             | - |   |   |    |    |    |
|  |   | RTA 00      FedEx      UPS         |                         |      |                                 |     |           |                               |   |   |   |    |    |    |

| DESCRIPTION   | FEATURES   | MODEL#  | STANDARD TEXTILE GRADES   |          |          |                        |          |           |                        |          |   |    |    |    |
|---|--|---------|---------------------------|----------|----------|------------------------|----------|-----------|------------------------|----------|---|----|----|----|
|   |  |         | 1                         | 2        | 3        | 4                      | 5        | 6         | 7                      | 8        | 9 | 10 | 11 | 12 |
|  <p><b>Minotaur - Heavy Duty Work Stool</b><br/>COM Yardage: 0.75<br/>Freight Class: 250<br/>Product Weight (lbs.): 19<br/>Cubic Feet Per Carton: 5.5</p>    |  | 9632-50 | -                         | 593      | 620      | 655                    | 699      | -         | -                      | -        | - | -  | -  | -  |
|   |  |         | <b>OVERALL DIMENSIONS</b> |          |          | <b>SEAT DIMENSIONS</b> |          |           | <b>BACK DIMENSIONS</b> |          |   |    |    |    |
|   |  |         | <b>W</b>                  | <b>D</b> | <b>H</b> | <b>W</b>               | <b>D</b> | <b>H</b>  | <b>W</b>               | <b>H</b> |   |    |    |    |
|   |  |         | 16                        | 16       | 32.5     | 14                     | -        | 32.5      | -                      | -        |   |    |    |    |
|   |  | RTA 00  |                           | FedEx    |          | ups                    |          |           |                        |          |   |    |    |    |
|  <p><b>Minotaur - Work Stool Task</b><br/>COM Yardage: N/A<br/>Freight Class: 250<br/>Product Weight (lbs.): 26<br/>Cubic Feet Per Carton: 13</p>            | 5" Pneumatic<br><br>Ergonomic Features:<br>C, E    | 9662-50 | 1145                      | -        | -        | -                      | -        | -         | -                      | -        | - | -  | -  | -  |
|   |  |         | <b>OVERALL DIMENSIONS</b> |          |          | <b>SEAT DIMENSIONS</b> |          |           | <b>BACK DIMENSIONS</b> |          |   |    |    |    |
|   |  |         | <b>W</b>                  | <b>D</b> | <b>H</b> | <b>W</b>               | <b>D</b> | <b>H</b>  | <b>W</b>               | <b>H</b> |   |    |    |    |
|   |  |         | 18                        | 21       | 32       | 18                     | 16.5-19  | 14-19     | 16.5                   | 16       |   |    |    |    |
|   |  | RTA 2   |                           | FedEx    |          | ups                    |          |           |                        |          |   |    |    |    |
|  <p><b>Minotaur - Work Stool Task</b><br/>COM Yardage: N/A<br/>Freight Class: 250<br/>Product Weight (lbs.): 33<br/>Cubic Feet Per Carton: 13</p>           | 10" Pneumatic<br><br>Ergonomic Features:<br>C, E   | 9663-50 | 1363                      | -        | -        | -                      | -        | -         | -                      | -        | - | -  | -  |    |
|   |  |         | <b>OVERALL DIMENSIONS</b> |          |          | <b>SEAT DIMENSIONS</b> |          |           | <b>BACK DIMENSIONS</b> |          |   |    |    |    |
|   |  |         | <b>W</b>                  | <b>D</b> | <b>H</b> | <b>W</b>               | <b>D</b> | <b>H</b>  | <b>W</b>               | <b>H</b> |   |    |    |    |
|   |  |         | 18                        | 20.5     | 42       | 18                     | 16.5-19  | 20-30     | 16.5                   | 16.5     |   |    |    |    |
|   |  | RTA 2   |                           | FedEx    |          | ups                    |          |           |                        |          |   |    |    |    |
|  <p><b>Minotaur - Chair Stool Posture Task</b><br/>COM Yardage: N/A<br/>Freight Class: 250<br/>Product Weight (lbs.): 30<br/>Cubic Feet Per Carton: 13</p> | 5" Pneumatic<br><br>Ergonomic Features:<br>C, D, G | 9664-50 | 1291                      | -        | -        | -                      | -        | -         | -                      | -        | - | -  | -  |    |
|   |  |         | <b>OVERALL DIMENSIONS</b> |          |          | <b>SEAT DIMENSIONS</b> |          |           | <b>BACK DIMENSIONS</b> |          |   |    |    |    |
|   |  |         | <b>W</b>                  | <b>D</b> | <b>H</b> | <b>W</b>               | <b>D</b> | <b>H</b>  | <b>W</b>               | <b>H</b> |   |    |    |    |
|   |  |         | 18                        | 20       | 32       | 18                     | 16       | 14-19     | 16.5                   | 12.5-19  |   |    |    |    |
|   |  | RTA 2   |                           | FedEx    |          | ups                    |          |           |                        |          |   |    |    |    |
|  <p><b>Minotaur - Stool Posture Task</b><br/>COM Yardage: N/A<br/>Freight Class: 250<br/>Product Weight (lbs.): 33<br/>Cubic Feet Per Carton: 13</p>       | 10" Pneumatic<br><br>Ergonomic Features:<br>C, D   | 9665-50 | 1506                      | -        | -        | -                      | -        | -         | -                      | -        | - | -  | -  |    |
|   |  |         | <b>OVERALL DIMENSIONS</b> |          |          | <b>SEAT DIMENSIONS</b> |          |           | <b>BACK DIMENSIONS</b> |          |   |    |    |    |
|   |  |         | <b>W</b>                  | <b>D</b> | <b>H</b> | <b>W</b>               | <b>D</b> | <b>H</b>  | <b>W</b>               | <b>H</b> |   |    |    |    |
|   |  |         | 18                        | 20       | 42       | 39                     | 16       | 20.5-30.5 | 16.5                   | 12.5-19  |   |    |    |    |
|   |  | RTA 2   |                           | FedEx    |          | ups                    |          |           |                        |          |   |    |    |    |

| DESCRIPTION   | FEATURES   | MODEL#  | STANDARD TEXTILE GRADES |          |                        |          |          |                        |          |   |   |    |    |    |
|---|--|---|-------------------------|----------|------------------------|----------|----------|------------------------|----------|---|---|----|----|----|
|   |  |   | 1                       | 2        | 3                      | 4        | 5        | 6                      | 7        | 8 | 9 | 10 | 11 | 12 |
|  <p><b>Minotaur - Stool Operator</b><br/>                     COM Yardage: N/A<br/>                     Freight Class: 250<br/>                     Product Weight (lbs.): 34<br/>                     Cubic Feet Per Carton: 13</p> |  <p><b>ADJUSTMENTS</b><br/>                     (2) Pneumatic seat height<br/>                     (3) Back angle<br/>                     (4) Seat angle<br/>                     (6) Back/lumbar height</p> | 9666-50   | 1489                    | -        | -                      | -        | -        | -                      | -        | - | - | -  | -  | -  |
|   |  | <b>OVERALL DIMENSIONS</b>   |                         |          | <b>SEAT DIMENSIONS</b> |          |          | <b>BACK DIMENSIONS</b> |          |   |   |    |    |    |
|   |  | <b>W</b>  | <b>D</b>                | <b>H</b> | <b>W</b>               | <b>D</b> | <b>H</b> | <b>W</b>               | <b>H</b> |   |   |    |    |    |
|   |  | 18  | 20.5                    | 32       | 18                     | 17       | 15-20    | 16.5                   | 12.5-19  |   |   |    |    |    |
|   |  |    |                         |          |                        |          |          |                        |          |   |   |    |    |    |
|  <p><b>Minotaur - Stool Operator</b><br/>                     COM Yardage: N/A<br/>                     Freight Class: 250<br/>                     Product Weight (lbs.): 35<br/>                     Cubic Feet Per Carton: 13</p> |  <p><b>ADJUSTMENTS</b><br/>                     (2) Pneumatic seat height<br/>                     (3) Back angle<br/>                     (4) Seat angle<br/>                     (6) Back/lumbar height</p> | 9667-50   | 1707                    | -        | -                      | -        | -        | -                      | -        | - | - | -  | -  |    |
|   |  | <b>OVERALL DIMENSIONS</b>   |                         |          | <b>SEAT DIMENSIONS</b> |          |          | <b>BACK DIMENSIONS</b> |          |   |   |    |    |    |
|   |  | <b>W</b>  | <b>D</b>                | <b>H</b> | <b>W</b>               | <b>D</b> | <b>H</b> | <b>W</b>               | <b>H</b> |   |   |    |    |    |
|   |  | 18  | 20.5                    | 42       | 18                     | 17       | 21-31    | 16.5                   | 12.5-19  |   |   |    |    |    |
|   |  |    |                         |          |                        |          |          |                        |          |   |   |    |    |    |

WIPE DOWN - SEATING



model 9632-64



model 9667-64



**64 - Wipe Down**  
Furniture designed for dry food manufacturers, hospitals and forensic labs requiring regular and immediate clean up of dust, dirt or powder.









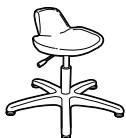



\* Images shown are for illustration purposes only.


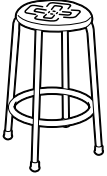
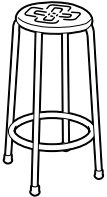

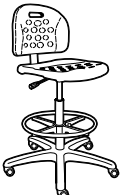
STANDARD FEATURES


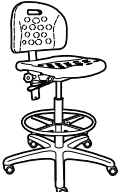

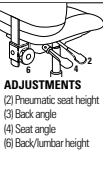
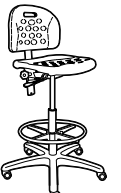
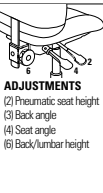
- \*Wipe Down models have a black pneumatic cylinder.
- Minotaur Wipe Down models have comfortable Black, self-skinned polyurethane seats and backs.
- Chip/corrosion/humidity resistant pneumatic lift cylinders and frames.
- Stools have a 5" or 10" black pneumatic cylinder.
- All chairs have a chrome back upright.
- Standard with a five-legged, heavy duty molded base in Black.
- No arms are available for any work stools.
- All Bench Stools have chrome frames.
- Work Stools are shipped fully set-up.

OPTIONAL FEATURES

- Work stools are available with optional **C5** casters at no charge. Please Specify.
- See back of this section for additional arm or caster options.
- Optional casters may be priced higher than the standard casters for your chair and the difference will be charged. Lower priced optional casters will not be credited

| DESCRIPTION  | FEATURES                                      | MODEL#                             | STANDARD TEXTILE GRADES   |   |   |   |           |                               |   |   |   |    |    |    |  |
|--|---|------------------------------------|---|---|---|---|-----------|-------------------------------|---|---|---|----|----|----|--|
|  |   |                                    | 1   | 2   | 3   | 4 | 5         | 6                             | 7 | 8 | 9 | 10 | 11 | 12 |  |
|  <p><b>Minotaur - Work Stool</b><br/>COM Yardage: N/A<br/>Freight Class: 250<br/>Product Weight (lbs.): 14<br/>Cubic Feet Per Carton: 6.5</p>  | 5" Pneumatic<br><br>Ergonomic Features:<br>C  | <b>9602-64</b>                     | \$723   | -   | -   | - | -         | -                             | - | - | - | -  | -  | -  |  |
|  |   | <b>OVERALL DIMENSIONS</b><br>W D H |   |   | <b>SEAT DIMENSIONS</b><br>W D H   |   |           | <b>BACK DIMENSIONS</b><br>W H |   |   |   |    |    |    |  |
|  |   | 14                                 | 14  | 17.5  | 14  | - | 15-20     | -                             | - |   |   |    |    |    |  |
|  |   |                                    |  |  |  |   |           |                               |   |   |   |    |    |    |  |
|  <p><b>Minotaur - Work Stool</b><br/>COM Yardage: N/A<br/>Freight Class: 250<br/>Product Weight (lbs.): 20<br/>Cubic Feet Per Carton: 9.5</p> | 10" Pneumatic<br><br>Ergonomic Features:<br>C | <b>9604-64</b>                     | \$798   | -   | -   | - | -         | -                             | - | - | - | -  | -  | -  |  |
|  |   | <b>OVERALL DIMENSIONS</b><br>W D H |   |   | <b>SEAT DIMENSIONS</b><br>W D H   |   |           | <b>BACK DIMENSIONS</b><br>W H |   |   |   |    |    |    |  |
|  |   | 14                                 | 14  | 26.5  | 14  | - | 21.5-31.5 | -                             | - |   |   |    |    |    |  |
|  |   |                                    |  |  |  |   |           |                               |   |   |   |    |    |    |  |
|  <p><b>Minotaur - Work Stool</b><br/>COM Yardage: N/A<br/>Freight Class: 250<br/>Product Weight (lbs.): 19<br/>Cubic Feet Per Carton: 9.5</p> | 5" Pneumatic<br><br>Ergonomic Features:<br>C  | <b>9611-64</b>                     | \$871   | -   | -   | - | -         | -                             | - | - | - | -  | -  | -  |  |
|  |   | <b>OVERALL DIMENSIONS</b><br>W D H |   |   | <b>SEAT DIMENSIONS</b><br>W D H   |   |           | <b>BACK DIMENSIONS</b><br>W H |   |   |   |    |    |    |  |
|  |   | 14                                 | 14  | 24.5  | 14  | - | 15-20     | -                             | - |   |   |    |    |    |  |
|  |   |                                    |  |  |  |   |           |                               |   |   |   |    |    |    |  |

| DESCRIPTION  | FEATURES   | MODEL#  | STANDARD TEXTILE GRADES               |          |          |                        |          |           |                        |          |   |    |    |    |  |  |
|--|--|---------|---------------------------------------|----------|----------|------------------------|----------|-----------|------------------------|----------|---|----|----|----|--|--|
|  |  |         | 1                                     | 2        | 3        | 4                      | 5        | 6         | 7                      | 8        | 9 | 10 | 11 | 12 |  |  |
|  <p><b>Minotaur - Work Stool</b><br/>COM Yardage: N/A<br/>Freight Class: 250<br/>Product Weight (lbs.): 22<br/>Cubic Feet Per Carton: 13.75</p>           | <p>10" Pneumatic</p> <p>Ergonomic Features:<br/>C</p>    | 9612-64 | \$941                                 | -        | -        | -                      | -        | -         | -                      | -        | - | -  | -  | -  |  |  |
|  |  |         | <b>OVERALL DIMENSIONS</b>             |          |          | <b>SEAT DIMENSIONS</b> |          |           | <b>BACK DIMENSIONS</b> |          |   |    |    |    |  |  |
|  |  |         | <b>W</b>                              | <b>D</b> | <b>H</b> | <b>W</b>               | <b>D</b> | <b>H</b>  | <b>W</b>               | <b>H</b> |   |    |    |    |  |  |
|  |  |         | 14                                    | 14       | 31       | 14                     | -        | 21.5-31.5 | -                      | -        |   |    |    |    |  |  |
|  |  |         | <b>RTA 00</b>                         |          |          |                        |          |           |                        |          |   |    |    |    |  |  |
|  <p><b>Minotaur - Heavy Duty Work Stool</b><br/>COM Yardage: N/A<br/>Freight Class: 250<br/>Product Weight (lbs.): 17<br/>Cubic Feet Per Carton: 5.5</p>  |  | 9624-64 | \$723                                 | -        | -        | -                      | -        | -         | -                      | -        | - | -  | -  | -  |  |  |
|  |  |         | <b>OVERALL DIMENSIONS</b>             |          |          | <b>SEAT DIMENSIONS</b> |          |           | <b>BACK DIMENSIONS</b> |          |   |    |    |    |  |  |
|  |  |         | <b>W</b>                              | <b>D</b> | <b>H</b> | <b>W</b>               | <b>D</b> | <b>H</b>  | <b>W</b>               | <b>H</b> |   |    |    |    |  |  |
|  |  |         | 16                                    | 16       | 27.5     | 14                     | -        | 27.5      | -                      | -        |   |    |    |    |  |  |
|  |  |         | <b>RTA 00</b> <b>FedEx</b> <b>ups</b> |          |          |                        |          |           |                        |          |   |    |    |    |  |  |
|  <p><b>Minotaur - Heavy Duty Work Stool</b><br/>COM Yardage: N/A<br/>Freight Class: 250<br/>Product Weight (lbs.): 19<br/>Cubic Feet Per Carton: 5.5</p> |  | 9632-64 | \$755                                 | -        | -        | -                      | -        | -         | -                      | -        | - | -  | -  | -  |  |  |
|  |  |         | <b>OVERALL DIMENSIONS</b>             |          |          | <b>SEAT DIMENSIONS</b> |          |           | <b>BACK DIMENSIONS</b> |          |   |    |    |    |  |  |
|  |  |         | <b>W</b>                              | <b>D</b> | <b>H</b> | <b>W</b>               | <b>D</b> | <b>H</b>  | <b>W</b>               | <b>H</b> |   |    |    |    |  |  |
|  |  |         | 16                                    | 16       | 32.5     | 14                     | -        | 32.5      | -                      | -        |   |    |    |    |  |  |
|  |  |         | <b>RTA 00</b> <b>FedEx</b> <b>ups</b> |          |          |                        |          |           |                        |          |   |    |    |    |  |  |
|  <p><b>Minotaur - Work Stool Task</b><br/>COM Yardage: N/A<br/>Freight Class: 250<br/>Product Weight (lbs.): 26<br/>Cubic Feet Per Carton: 13</p>       | <p>5" Pneumatic</p> <p>Ergonomic Features:<br/>C, E</p>  | 9662-64 | \$1015                                | -        | -        | -                      | -        | -         | -                      | -        | - | -  | -  | -  |  |  |
|  |  |         | <b>OVERALL DIMENSIONS</b>             |          |          | <b>SEAT DIMENSIONS</b> |          |           | <b>BACK DIMENSIONS</b> |          |   |    |    |    |  |  |
|  |  |         | <b>W</b>                              | <b>D</b> | <b>H</b> | <b>W</b>               | <b>D</b> | <b>H</b>  | <b>W</b>               | <b>H</b> |   |    |    |    |  |  |
|  |  |         | 18                                    | 21       | 32       | 18                     | 16.5-19  | 14-19     | 16.5                   | 16       |   |    |    |    |  |  |
|  |  |         | <b>RTA 00</b> <b>FedEx</b> <b>ups</b> |          |          |                        |          |           |                        |          |   |    |    |    |  |  |
|  <p><b>Minotaur - Work Stool Task</b><br/>COM Yardage: N/A<br/>Freight Class: 250<br/>Product Weight (lbs.): 33<br/>Cubic Feet Per Carton: 13</p>       | <p>10" Pneumatic</p> <p>Ergonomic Features:<br/>C, E</p> | 9663-64 | \$1231                                | -        | -        | -                      | -        | -         | -                      | -        | - | -  | -  | -  |  |  |
|  |  |         | <b>OVERALL DIMENSIONS</b>             |          |          | <b>SEAT DIMENSIONS</b> |          |           | <b>BACK DIMENSIONS</b> |          |   |    |    |    |  |  |
|  |  |         | <b>W</b>                              | <b>D</b> | <b>H</b> | <b>W</b>               | <b>D</b> | <b>H</b>  | <b>W</b>               | <b>H</b> |   |    |    |    |  |  |
|  |  |         | 18                                    | 20.5     | 42       | 18                     | 16.5-19  | 20-30     | 16.5                   | 16.5     |   |    |    |    |  |  |
|  |  |         | <b>RTA 00</b> <b>FedEx</b> <b>ups</b> |          |          |                        |          |           |                        |          |   |    |    |    |  |  |

| DESCRIPTION   | FEATURES   | MODEL#                | STANDARD TEXTILE GRADES   |              |          |                        |          |           |                        |          |   |    |    |    |  |  |
|---|--|-----------------------|---------------------------|--------------|----------|------------------------|----------|-----------|------------------------|----------|---|----|----|----|--|--|
|   |  |                       | 1                         | 2            | 3        | 4                      | 5        | 6         | 7                      | 8        | 9 | 10 | 11 | 12 |  |  |
|  <p><b>Minotaur - Stool Posture Task</b><br/>COM Yardage: N/A<br/>Freight Class: 250<br/>Product Weight (lbs.): 30<br/>Cubic Feet Per Carton: 13</p> | 5" Pneumatic<br><br>Ergonomic Features:<br>C, D  | <b>9664-64</b> \$1159 | -                         | -            | -        | -                      | -        | -         | -                      | -        | - | -  | -  |    |  |  |
|   |  |                       | <b>OVERALL DIMENSIONS</b> |              |          | <b>SEAT DIMENSIONS</b> |          |           | <b>BACK DIMENSIONS</b> |          |   |    |    |    |  |  |
|   |  |                       | <b>W</b>                  | <b>D</b>     | <b>H</b> | <b>W</b>               | <b>D</b> | <b>H</b>  | <b>W</b>               | <b>H</b> |   |    |    |    |  |  |
|   |  |                       | 0                         | 0            | 0        | 18                     | 16       | 14-19     | 16.5                   | 12.5-19  |   |    |    |    |  |  |
|   |  | <b>RTA 2</b>          |                           | <b>FedEx</b> |          | <b>ups</b>             |          |           |                        |          |   |    |    |    |  |  |
|  <p><b>Minotaur - Stool Posture Task</b><br/>COM Yardage: N/A<br/>Freight Class: 250<br/>Product Weight (lbs.): 33<br/>Cubic Feet Per Carton: 13</p> | 10" Pneumatic<br><br>Ergonomic Features:<br>C, D   | <b>9665-64</b> \$1374 | -                         | -            | -        | -                      | -        | -         | -                      | -        | - | -  | -  |    |  |  |
|   |  |                       | <b>OVERALL DIMENSIONS</b> |              |          | <b>SEAT DIMENSIONS</b> |          |           | <b>BACK DIMENSIONS</b> |          |   |    |    |    |  |  |
|   |  |                       | <b>W</b>                  | <b>D</b>     | <b>H</b> | <b>W</b>               | <b>D</b> | <b>H</b>  | <b>W</b>               | <b>H</b> |   |    |    |    |  |  |
|   |  |                       | 0                         | 0            | 0        | 18                     | 16       | 20.5-30.5 | 16.5                   | 12.5-19  |   |    |    |    |  |  |
|   |  | <b>RTA 2</b>          |                           | <b>FedEx</b> |          | <b>ups</b>             |          |           |                        |          |   |    |    |    |  |  |
|  <p><b>Minotaur - Stool Operator</b><br/>COM Yardage: N/A<br/>Freight Class: 250<br/>Product Weight (lbs.): 34<br/>Cubic Feet Per Carton: 13</p>    |  <p><b>ADJUSTMENTS</b><br/>(2) Pneumatic seat height<br/>(3) Back angle<br/>(4) Seat angle<br/>(6) Back/lumbar height</p>  | <b>9666-64</b> \$1363 | -                         | -            | -        | -                      | -        | -         | -                      | -        | - | -  | -  |    |  |  |
|   |  |                       | <b>OVERALL DIMENSIONS</b> |              |          | <b>SEAT DIMENSIONS</b> |          |           | <b>BACK DIMENSIONS</b> |          |   |    |    |    |  |  |
|   |  |                       | <b>W</b>                  | <b>D</b>     | <b>H</b> | <b>W</b>               | <b>D</b> | <b>H</b>  | <b>W</b>               | <b>H</b> |   |    |    |    |  |  |
|   |  |                       | 0                         | 0            | 0        | 18                     | 17       | 15-20     | 16.5                   | 12.5-19  |   |    |    |    |  |  |
|   |  | <b>RTA 2</b>          |                           | <b>FedEx</b> |          | <b>ups</b>             |          |           |                        |          |   |    |    |    |  |  |
|  <p><b>Minotaur - Stool Operator</b><br/>COM Yardage: N/A<br/>Freight Class: 250<br/>Product Weight (lbs.): 35<br/>Cubic Feet Per Carton: 13</p>   |  <p><b>ADJUSTMENTS</b><br/>(2) Pneumatic seat height<br/>(3) Back angle<br/>(4) Seat angle<br/>(6) Back/lumbar height</p> | <b>9667-64</b> \$1579 | -                         | -            | -        | -                      | -        | -         | -                      | -        | - | -  | -  |    |  |  |
|   |  |                       | <b>OVERALL DIMENSIONS</b> |              |          | <b>SEAT DIMENSIONS</b> |          |           | <b>BACK DIMENSIONS</b> |          |   |    |    |    |  |  |
|   |  |                       | <b>W</b>                  | <b>D</b>     | <b>H</b> | <b>W</b>               | <b>D</b> | <b>H</b>  | <b>W</b>               | <b>H</b> |   |    |    |    |  |  |
|   |  |                       | 18                        | 20.5         | 42       | 18                     | 17       | 21-31     | 16.5                   | 12.5-19  |   |    |    |    |  |  |
|   |  | <b>RTA 2</b>          |                           | <b>FedEx</b> |          | <b>ups</b>             |          |           |                        |          |   |    |    |    |  |  |

**ACADEMIC REPLACEMENT ARMS**

(For Task Seating models ONLY)  
 Arms other than those provided as standard on your chair.  
 Refer to chart below for availability by series.

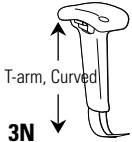
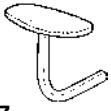
|                | STD | AL | F   | O  | OJ  | TD | ZH | 3N  | 4J  | 4M | 4T | GL |
|----------------|-----|----|-----|----|-----|----|----|-----|-----|----|----|----|
| <b>GOAL</b>    | 3N  | NR | NR  | 42 | 106 | 42 | NR | STD | 139 | 77 | 77 | NR |
| <b>GRANADA</b> | 3N  | 83 | 201 | 42 | 106 | 42 | 0  | STD | 139 | 77 | 77 | 77 |

**\$0** = AVAILABLE AT NO ADDITIONAL CHARGE

**NR** = OPTION NOT RECOMMENDED

**INDUSTRIAL REPLACEMENT ARMS**

Optional arms for INDUSTRIAL and ESD seating ONLY.

|   |                                      |             |                        |                      |
|---|--------------------------------------|-------------|------------------------|----------------------|
|  <p>T-arm, Curved</p> <p><b>3N</b></p> | Industrial Seating Series            | Options     | *Replacement Arm Price | **Optional Arm Price |
|   | Adjustable height                    | urethane    | STD                    | \$241                |
|  <p><b>2Z</b></p>                    | Industrial Seating Series            | Options     | *Replacement Arm Price | **Optional Arm Price |
|   | Fixed height<br>T-arm, Kidney Shaped | upholstered | STD (ESD Models)       | \$122                |

Notes:

\* Use this column to select another arm other than the one provided on your chair.

\*\* Use this column to select arms for a chair that doesn't come with arms.

# INDUSTRIAL CASTER SELECTIONS SPECIALTY



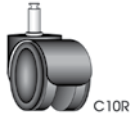
|           |                   |                            |            |        |             |
|-----------|-------------------|----------------------------|------------|--------|-------------|
| <b>C5</b> | Large Ball Caster | Chrome Hood/<br>Black Ball | Hard Floor | 1 each | <b>\$25</b> |
|-----------|-------------------|----------------------------|------------|--------|-------------|

**Available as a substitute for C56 glides on Wipe Down Work stools at no charge.**



|            |               |  |                           |        |             |
|------------|---------------|--|---------------------------|--------|-------------|
| <b>C7R</b> | Slipper Glide |  | All surface<br>except ESD | 1 each | <b>\$27</b> |
|------------|---------------|--|---------------------------|--------|-------------|

**Standard on Industrial and Wipe Down Minotaur Work stools.**



|             |   |       |                                  |        |             |
|-------------|---|-------|----------------------------------|--------|-------------|
| <b>C10R</b> | Integrated Dual Wheel<br>Rubber Coated Caster | Black | Vinyl, Marble,<br>Hardwood Floor | 1 each | <b>\$47</b> |
|-------------|---|-------|----------------------------------|--------|-------------|

**Standard on Industrial , Wipe Down Minotaur stools and Granada models**



|             |   |  |                     |        |             |
|-------------|---|--|---------------------|--------|-------------|
| <b>C39R</b> | Dual Wheel, Hard<br>Floor Safety Caster<br>w/Interval Brake | Galvanized Steel<br>Axle w/Chrome<br>Plated Hood<br>Zinc die cast frame) | Hard Floor Surfaces | 1 each | <b>\$71</b> |
|-------------|---|--|---------------------|--------|-------------|

**Standard on Industrial chairs and stools. Weight activated release brake helps to prevent chair from moving when not in use.**



|             |                                       |       |                            |        |             |
|-------------|---------------------------------------|-------|----------------------------|--------|-------------|
| <b>C65R</b> | 2" Dual Wheel<br>Rubber Coated Caster | Black | All surfaces<br>except ESD | 1 each | <b>\$40</b> |
|-------------|---------------------------------------|-------|----------------------------|--------|-------------|

## INDUSTRIAL CASTERS NOTES:

- Prices listed for Industrial Casters are upcharges when substituted on Industrial chair orders.
- Industrial Casters are not suitable for use on standard Global seating products.
- All casters are not appropriate for all flooring surfaces. Please consult with your Sales Representative or Global Customer Care for special situations that can be verified with the caster manufacturer. Alternate casters, if needed, may require an upcharge.

**PLEASE SPECIFY ALL SUBSTITUTIONS AND OPTIONS.**

# textiles and finishes

## Care and Cleaning

### TEXTILES

**Fabrics:** To extend the life of your seating upholstered in fabric, regularly dust the chair to prevent airborne particles from penetrating the fabric surface.

For light soiling, use a damp cloth and blot the spot with very slight pressure, taking care never to soak the fabric. Dry with a clean cloth by blotting - never rub fabric. More intense stains can be treated the same way, but with a mild detergent. Always test fabric first in an unseen area before using any cleaning method.

**Leather:** For regular cleaning, simply use a soft damp cloth, taking care not to soak the leather. For more thorough treatment, soak a soft cloth in mild soap solution and wipe surface in a light circular motion. Repeat with clean water. Allow to dry and polish with a soft dry cloth. Do not use detergents, aerosol sprays or other polishes.

### Various Care and Cleaning Methods

- **Water-Based Cleaner:** Spot clean, using the foam only from a water-based cleaning agent, such as a mild detergent or non-solvent upholstery shampoo product. Apply foam with a soft brush in a circular motion. Vacuum when dry. Pretest small area before proceeding.
- **Solvent Cleaner:** Spot clean, using a mild water-free solvent or dry cleaning product. Clean only in a well-ventilated room and avoid any product containing carbon tetrachloride or other toxic materials. Pre-test a small area before proceeding.
- **Water/Solvent Cleaner:** Spot clean with amid solvent, an upholstery shampoo, or the foam from a mild detergent. When using a solvent or dry cleaning product, follow instructions carefully and clean only in a well-ventilated room. Avoid any product that contains carbon tetrachloride or other toxic materials. With either method, pretest a small area before proceeding.
- **Vacuum Only:** Clean this fabric only by vacuuming or light brushing to prevent accumulation of dust and grime. Water-based foam cleaning agents of any kind may cause excessive shrinking, staining, or distortion of the surface pile and therefore, should not be used.
- **Crypton Cleaning:** Generally stains are removed with plain water and powdered enzyme detergent. Upholstery foam shampoo, water-based cleaning products and germicidal detergents can be used. Be sure to remove all residue from cleaning products with clean water. Do not use solvent-based cleaners or dry cleaning products.

---

### HARD SURFACES

**Wood Veneer Finishes:** Waxing or polishing catalyzed finishes is not recommended because this will give a greasy, cloudy or uneven appearance to the product and could void your warranty. Global's conversion varnish is best cleaned by wiping the surface with a damp cloth, followed by a soft dry cloth in the direction of the grain. If the surfaces are heavily soiled, a gentle product like "Windex" can be used, following the same instructions as above.

**Laminate & Painted Metal Finishes:** Using a soft cloth, simply wipe the surface with a mild soap solution or glass cleaner. Always use a dry cloth and circular motion to prevent streaks.

# TERMS & CONDITIONS

This illustrated price list has been designed to facilitate fast reference and easy use. All products are categorized into "seating", "desks", "files", "panels", "tables" and "modular furniture", and are listed numerically within their categories. The line drawings match actual photographs (where possible) to aid in instant recognition of the total range within a series.

Sales of Global-The Total Office ("Global") products are made only on Global's standard terms and conditions of sale which are contained in this Price Book. These standard terms and conditions may be modified or supplemented only by a separately written document signed by Global's authorized personnel at its head office in Marlton, NJ. Any term or condition contained in any purchase order or other form used by dealer/purchaser to order goods (including standard, printed language) which is different from, in addition to, or in any way inconsistent with Global's standard terms and conditions shall be of no force or effect whatsoever.

All illustrations, specifications and prices in this book are based on the latest product information available at the time of publication. Global reserves the right to make changes, at any time and without prior notice, to prices, colors, materials, specifications and models offered.

## Description

Each product shown or described in this price list is standard Global product. Variations are noted at the beginning of each series. Any variations from what is standard may require additional delivery time and cost and may affect the warranty given. Sizes and weights shown are approximate and are subject to slight changes from time to time.

## Prices and Payment

The prices shown in this book, as well as those quoted by Global, are in United States dollars for orders shipped to destinations in the U.S. and Mexico.

If shipping date requested is more than 90 days from date of order, Global shall have the right to use published list prices effective at the time of shipment.

Orders are invoiced at the time of shipment. Terms of payment are net 30 days from date of invoice unless otherwise stated.

If dealer/purchaser's most recent annual net volume is less than \$5,000.00, payment must be made in advance.

Any products sold by Global shall remain the personal property of Global until fully paid.

Prices are suggested list prices only and are subject to change without notice. Global will, however, attempt to keep dealer/purchasers up-to-date on all developments including price changes.

## Taxes

All prices shown in this book are exclusive of sales, use, excise and other applicable taxes and are the dealer/purchaser's responsibility as per the invoice issued by Global. If dealer/purchaser claims an exemption from such taxes, it shall be the dealer/purchaser's responsibility to furnish Global with an appropriate exemption certificate at time of order.

## Ordering Information

To avoid errors and/or duplication Global requires that all orders be submitted in writing. All orders submitted to Global in writing will be acknowledged on Global's acknowledgement forms governing the transaction. The details appearing on this acknowledgement will describe the items to be shipped and the approximate shipping date. It is the dealer/purchaser's responsibility to determine that the information in

the acknowledgment is correct. In the event of an error, the dealer/purchaser must notify Global immediately by telephone followed by written confirmation. Shipping dates are assigned to orders based on the item having the longest manufacturing lead time.

When ordering, please provide the following information:

- 1) Account number (if possible)
- 2) P.O. number
- 3) "Bill to" and "ship to" name and address
- 4) Complete model number
- 5) Description
- 6) Options:
  - a. Upholstery fabric type and color (specify by name and number)
  - b. Color of paint finish, laminate or wood (if applicable)
  - c. Trim options (frame)
  - d. Arms
  - e. Base, Casters
  - f. Mechanism
  - g. Accessories

Dealer/purchaser is responsible for providing correct information when placing an order. Orders with incorrect information (finish, etc.) will be scheduled for manufacturing upon receipt of complete information.

All phone orders must be confirmed in writing by the customer within 7 days.

To prevent a delay in processing orders, please specify delivery routing.

## Changes and Cancellations

After the date of Global's acknowledgment of a dealer/purchaser's order, the order may not be changed or cancelled by dealer/purchaser without the written consent of Global. Special order items, C.O.M. and fabric-covered items already in production are not subject to change or cancellation under any circumstances. Fabric-covered items are considered to be in production once the fabric is scheduled for cutting. Other standard items already in production are subject to a minimum 35% cancellation charge.

## Errors and Omissions

All quotations, acknowledgements and invoices are subject to corrections for any errors and omissions.

## FINISHES

### Wood Finishes

For custom stain requests, submit a special request for quotation. Non-standard wood finish orders will incur a one time charge of \$250 net to dealer per matching custom wood stain. This one time fee will be valid for 5 years from the time of matching. After 5 years, a new \$250 net to dealer charge will apply. All custom wood stain products will receive a 10% list per unit upcharge, included on the special quote. Requests with unit quantities of 30 or more, may be considered for reduced or eliminated upcharge. At time of order, a 3" x 3" color sample is required to be submitted with order. Extended order lead time is required for custom matching and approval process.

## File Finishes

All non-standard finishes must be approved by Global prior to acceptance of order and may be subject to an upcharge.

Laminated Tops - Pricing for all non-standard finishes and sizes must be provided by Global Customer Service and may be subject to an upcharge.

## Desk Finishes

Because the distinctive characteristics and the nature of wood products cause variations, exact matches are not always possible.

Global has launched a finishes program between marketing companies within the Global Group to match products as best as possible when same finishes are specified.

## C.O.M. (Customers Own Material)

Use of Customer's Own Material must be approved by Global prior to acceptance of order. Please refer to page 439 of the Price Book and fill out the Authorization Request Form. Photocopy and use this form as often as necessary. The customer must provide a 12" x 12" fabric sample and advise how the fabric is to be applied. **Fabric yardage requirement will be advised by the factory, and additional yardage may be required if pattern requires matching.** Yardage shown in the List Price Book does not allow for pattern repeat/matching. Send to the address provided on shipping document upon approval from Global. If C.O.M. is difficult to apply or if product shall be modified, extra charges shall be made. Global reserves the right to cancel an order at any time if C.O.M. is inadequate for any reason. Customer's Own Material must be shipped freight and duties paid to our factory. Such shipment must be fully identified with purchaser's order number, RGA # provided by Global, and the item for which material is intended. Performance of C.O.M. when applied to product is the sole responsibility of the purchaser. Global's standard product warranty shall not apply to C.O.M. Use of C.O.M. will not reduce the published list price.

## Textile Grading

All products are priced according to their standard fabric and fabric grade. Lower grade fabrics are available (unless otherwise specified) at same price as standard.

The listing of prices for each model indicates the prices for higher upholstery grades. Prices are based on yardage in imperial measurements.

## TEXTILE PRICE GRADES - GLOBAL TEXTILES

| Grade | Upholstery (Seating Fabrics)  |
|-------|---|
| 1     | Carrera, Dobby, Fusion, Illusion, Jenny, Quilt, Terrace, Trak, Urban, Waterfall, Wavelength |
| 2     | Allante FRee, Elevate, Etch, GC Linen, Imprint, Luxhide, Release                            |
| 6     | Novaro Genuine Leather  |
| Grade | Upholstery (Panel Fabrics)  |
| 2     | Lola  |
| 3     | Anchorage, Merge  |

The charts above do not include Textiles offered by Alliance Partners: Arc-Com Fabrics, CF Stinson, Designtex, Knoll Textiles, Green Hides, LDI Interiors, Luum Textiles, Maharam, Mayer Fabrics, Momentum, and Ultrafabrics.

## Upholstery Coverings

Slight variations in color may occur between dye lots. Although Global attempts to minimize these variances, they do occur and must be accepted as normal and will not be considered defects.

## Yardage

Required yardage (ydg) is based on unmatched materials with widths of 54" for seating, 63" for GPS panels. Yardage calculations are based on imperial measurements.

## Arms

A wide selection of arms are available for some series. See Arm Charts for details.

## Delays

Global's shipping confirmation will state a shipping date which is Global's best estimate at the time the order is acknowledged. However, Global shall not incur any obligation or liability to Purchaser for failure to ship by specified date unless Global has agreed to an unequivocal shipping date in a separately signed written document executed by its authorized personnel at its head office. In addition, Global shall not be liable for any loss or damage resulting from any delay or failure in shipment or other failure to perform all or any part of the agreement between the parties with respect to the goods shown on the face of the order acknowledgement where such delay, failure, loss or damage is the proximate result of any act of any governmental authority or political subdivision thereof, revolution, riot, civil disorder or disturbance, delay or default in transportation, strike disputes among or between labor unions or other labor disputes, delay or inability in obtaining materials and facilities, fire, flood, act of God or any cause not within the reasonable control of the company, whether of the class of causes enumerated or otherwise.

## F.O.B.

F.O.B. point is Global's Factory, Downsview, Ontario, Canada, or any Global Regional Distribution Center.

## FedEx and UPS Shipments

Seating products marked with a FedEx or UPS symbol are packaged for shipment via FedEx or UPS.

## Handling

Non-UPS/FedEx orders under \$10,000 list incur \$100 net handling fee. Small packages (FedEx, UPS) incur \$25 net handling fee per carton (up to four cartons).

## Special Delivery Requirements

Global's delivered pricing provides for dock delivery during normal business hours (considered to be 8 am to 4 pm Monday through Friday) to customer/end user only. Additional delivery requirements such as inside delivery, lift gate, limited access sites, installations and weekend deliveries will incur an additional expense and will be the responsibility of the dealer.

## Service

Service requests are normally the responsibility of Global's authorized dealers. Where this cannot be accomplished on a local level, service problems should be referred to Global's Customer Service Department in the nearest distribution center.

## Returns

No returns of goods will be accepted without written consent and shipping instruction of Global. A minimum re-stocking charge of 35% is made on all authorized returns for credit or refund, provided goods are received by Global in the condition in which they left the factory. This may increase depending on the type of product. Global's Return Goods Authorization (R.G.A.) numbers must appear prominently on all authorized

returns. Global will not be responsible for freight costs. No credit will be given if goods cannot be reused as new. Special order items, non-stock items and C.O.M. products are in no event subject to return. All returns must be approved and authorized in writing by Global Customer Service. Global reserves the right to refuse delivery of any unauthorized returns.

## Claims

All goods are sold F.O.B. plant or Global Distribution Center. Global is not responsible for damage which occurs in transit (or in storage). The carrier signs for all goods received in apparently good order. It is the dealer/purchaser's responsibility to examine goods upon receipt and to file any claims with the carrier for losses or damage to the product occurring during transit, including concealed damage.

Any claims made against Global for apparent defects, errors or shortages must be made by the dealer/purchaser, in writing, within 15 working days after any delivery. Failure by the dealer/purchaser to make any claim against Global within 15 days shall constitute acceptance of the goods and a waiver of any apparent defects, errors or shortages.

## Suspension

In the event that the dealer/purchaser defaults in the payment of any sum due to Global, or in the event the dealer/purchaser's financial condition becomes unsatisfactory to Global, Global shall have the right to defer or discontinue shipment of any goods until such time as the default is cured or the dealer/purchaser provides assurance of payment to Global.

## Copyright

All catalogs, photographs, drawings, price lists and other printed material are protected by copyright. All rights reserved.

## Trademarks

All trademarks are owned by GlobalFurniture Group other than OBUSFORME™ which is owned by OBUSFORME LTD. and are used under license. OBUSFORME® and the distinctive backrest design are registered trademarks of OBUSFORME LTD.

## Designs and Patents

Many of the products produced by Global are protected by design registrations, design patents and/or patents. Design and specifications are subject to change, discontinuance or additions without notice.

## Cubic Measure

The stated cubage is an approximate cubic foot measure to calculate freight costs. The figure shown is the volume for one carton and is subject to change without notice. It is most economical to purchase the specified number per carton.

## Combined Shipments

Global will make every effort to combine shipments and orders on written request. However, Global cannot be held responsible where such request is not complied with.

## Offer of Sale

Possession of this price list or any other literature shall not imply the company's willingness to sell to the holder and shall not be construed as a direct offer of sale.

If a conflict arises between: (i) prices found in software support packages furnished to the customer by Global or by any other source on behalf of Global; and (ii) Global's current printed price lists, then the most current shall prevail.

## Disclaimer

All dimensions are in inches. Prices shown are current manufacturer's suggested list prices at the time of printing. All applicable taxes are extra. Descriptions, specifications and prices are subject to change without notice. Errors and omissions are subject to correction.

## Flammability

The foam used in Global chairs meets the requirements of California TB117. In addition to the foam, upholstery materials must also meet the California TB117 smolder resistant requirements. Please contact Customer Care to determine if a selected textile meets the California TB117 requirement.

## This list price book is effective as of January 1, 2023.

For periodic updates, please check the PDF at [www.globalfurnituregroup.com/resources](http://www.globalfurnituregroup.com/resources). Global warrants that all commercial products are free from defects in material and workmanship, for the life of the product, to the original purchaser.

# LIMITED LIFETIME WARRANTY

---

Global will repair or replace, at Global's option, as the sole remedy for any defect covered by the warranty. The warranty applies to products manufactured after March 22, 2016.

Global makes no warranty that any of its products are suitable for any particular purpose and makes no other warranties, express or implied, other than those set out here. As codes and standards vary from one jurisdiction to another, references to compliance are solely for convenience and without any representation as to accuracy or suitability. Users must verify the suitability of such information or product for their specific application. In no event shall Global be liable in either tort or contract for any loss or direct, special, incidental, consequential, or exemplary damages. The warranty applies to single shift, standard commercial usage, defined as a standard eight (8) hour day, forty (40) hour week for users weighing up to 300 pounds.

## General Commercial Seating

Global's warranty for general commercial seating covers all chair components including pneumatic cylinders, bases, casters, glides, frames, arms, plastic seats, backs and other structural components.

Exceptions to the warranty for general commercial seating are as follows:

- Foam, textiles (as sampled on Global branded and textile program cards), mesh material and electrical devices, are warranted for five (5) Years. Novaro Leather is warranted for 1 year.
- Control mechanisms are warranted for twelve (12) Years
- Heavy duty seating and Indoor/Outdoor Furniture are not defined as General commercial seating (see below for warranty exceptions)

## Heavy Duty Seating

Global offers products designed for multiple shift applications (24 hours a day / 7 days a week) and larger individuals weighing up to 400, 500 and/or 600 pounds (depending on series and/or model). Global warrants these products for twelve (12) years to the original purchaser. All components (including control mechanisms, pneumatic cylinders, bases, casters, glides, frames, arms, plastic seats/backs, etc.) are covered for 24/7 applications under the warranty. The exceptions are foam, upholstery and textiles, which are covered for five (5) years. Fabric or upholstery material on these products must exceed 100,000 double rubs for the textile portion of the warranty to apply. Heavy Duty product series that apply under this warranty can be found in the Heavy Duty section of this list price book.

## Outdoor Furniture

Global offers products designed for use indoors or outdoors. Global warrants these products for three (3) years to the original purchaser. This warranty applies to single shift (eight (8) hour day, forty (40) hour week) for users weighing up to 275 pounds, unless noted otherwise. Outdoor furniture must be stored indoors during inclement or extreme weather such as extreme cold, extreme heat, or excessive wind.

Exceptions to the warranty for indoor/outdoor furniture is as follows:

- Only Global branded textiles and Alliance Partner carded textile program materials expressly identified for outdoor application are covered for three (3) years when used outdoors.

## Global's Warranty does not apply (for any product category) to the following:

- Products not purchased directly from authorized Global resellers
- Nominal or normal amount of wear and tear that can occur over time
- Failures which result from negligence, abuse, accident or misuse
- Failure to apply, install or maintain products according to Global's written instructions and warnings
- Modifications, attachments or repair methods not approved by Global
- Damage caused by a carrier in transit, or delivery/installation contractors
- The matching of colors, grains or textures (wood, leather, etc.) of natural materials
- Products exposed to extreme hot or cold temperatures or excessively dry or humid environments
- Colorfastness or the matching of color of textiles, dye lots of textile can vary
- Damage by markings or staining; damage by sharp objects or imprinting from instruments
- Damage to textiles or laminate and wood surfaces/edges from exposure to sunlight (including UV rays)
- Products used for rental purposes
- Purchased parts are warranted for one (1) year
- Failure to follow specific cleaning and disinfecting instructions posted on [globalfurnituregroup.com](http://globalfurnituregroup.com)

## Seating Warranty Summary

| Seating Type               | Components Warranty For Original Purchaser | Use Time For Warranty Coverage | Exceptions  |
|----------------------------|--|--------------------------------|---|
| General Commercial Seating | Lifetime                                   | 8 Hours/5 Days Per Week        | Foam/Upholstery/Textiles/Mesh/Electrical Devices - 5 Years<br>Control Mechanisms - 12 Years |
| Heavy Duty Seating         | 12 Years                                   | 24 Hours/7 Days Per Week       | Foam/Upholstery/Textiles - 5 Years  |
| Indoor/Outdoor Furniture   | 3 Years                                    | 8 Hours/5 Days Per Week        | Outdoor Use Textiles – 3 Years  |

---

## Textiles

Global warrants Global branded textiles and Alliance Partner carded textile programs inclusive of fabrics, vinyls and leather products for five (5) years, with the exception of Novaro Leather, which has a one (1) year warranty. Global does not warrant COM (Customer Own Materials) or graded-in materials (non-carded) and purchased by Global for a customer. For graded-in or COM products, please contact the textile supplier for performance information and warranty details. Please refer to our website at [globalfurnituregroup.com](http://globalfurnituregroup.com) for detailed information on cleaning and disinfecting procedures. Improper usage of disinfecting/cleaning products may void the warranty.

Global textiles and finishes are updated periodically to meet the demand and trends of the market. As a result, some textiles and finishes may be discontinued by Global or the manufacturer. In the event that a textile or finish is discontinued, Global will make every reasonable effort to provide an alternative product(s) of comparable function.

---

## Files, Desks, Modular Furniture, Tables, Panels & Accessories

Global warrants all components of metal storage and filing, laminate and wood veneer desks, laminate and wood veneer tables, metal leg components and panels for the lifetime of the product to the original purchaser.

The warranty applies to single shift, standard commercial usage, defined as a standard eight (8) hour day, forty (40) hour week. Load restrictions apply, refer to individual product descriptions.

Exceptions to the warranty for files/desks/tables and panels are as follows:

- Electrical devices, panel and tackboard textiles, adjustable keyboard mechanisms, non-electrical table mechanisms, monitor arms, lecterns, coat trees and task lights - five (5) years
- Laminate folding tables - one (1) year
- Motorized electrical components - two (2) years

## Files, Desks, Modular Furniture, Tables, Panels & Accessories Warranty Summary

| Product Type                                     | Components Warranty For Original Purchaser | Exceptions  |
|--|--|---|
| Metal storage and filing                         | Lifetime                                   | none  |
| Laminate/wood veneer desks and modular furniture | Lifetime                                   | tackboard textiles, electrical devices, task lights - 5 years |
| Boardroom, conference and training tables        | Lifetime                                   | electrical devices - 5 years<br>moving parts - 5 years        |
| Panels   | Lifetime                                   | panel textiles, electrical devices, task lights - 5 years     |
| Coat racks and lecterns                          | 5 years                                    | none  |
| Folding tables (laminate & molded)               | 1 year                                     | none  |
| Height adjustable tables                         | 5 years                                    | motorized parts (on electrical tables) - 2 years              |

## Global's Warranty does not apply (for any product category) to the following:

- Products not purchased directly from authorized Global resellers
- Nominal or normal amount of wear and tear that can occur over time
- Failures which result from negligence, abuse, accident or misuse
- Failure to apply, install or maintain products according to Global's written instructions and warnings
- Modifications, attachments or repair methods not approved by Global
- Damage caused by a carrier in transit, or delivery/installation contractors
- The matching of colors, grains or textures (wood, leather, etc.) of natural materials
- Products exposed to extreme hot or cold temperatures or excessively dry or humid environments
- Colorfastness or the matching of color of textiles, dye lots of textile can vary
- Damage by markings or staining; damage by sharp objects or imprinting from instruments
- Damage to textiles or laminate and wood surfaces/edges from exposure to sunlight (including UV rays)
- Products used for rental purposes
- Purchased parts are warranted for one (1) year
- Failure to follow specific cleaning and disinfecting instructions posted on [globalfurnituregroup.com](http://globalfurnituregroup.com)

Global's warranty does not cover the costs of transportation or labor. Repair or replacement will be at Global's option.

Global makes no warranty that any of its products are suitable for any particular purpose and makes no other warranties, express or implied, other than those set out here. As codes and standards vary from one jurisdiction to another, references to compliance are solely for convenience and without any representation as to accuracy or suitability. Users must verify the suitability of such information or product for their specific application. In no event shall Global be liable in either tort or contract for any loss or direct, special, incidental, consequential, or exemplary damages.

Global's warranty applies to products sold within the United States of America, Mexico, the Commonwealth of Puerto Rico and Canada.

# TEXTILES & FINISHES

## Textile Price Grades - Global Textiles

- Grade 1 Carrera, Dobby, Emerge, Fusion, Illusion, Jenny, LuxPlus Quilt, Terrace, Trak, Urban, Waterfall, Wavelength
- Grade 2 Allante FRee, Elevate, Essence, Etch, GC Linen, Imprint, Page, Release
- Grade 3 Non standard GLOBAL textiles
- Grade 4 Non standard GLOBAL textiles
- Grade 6 Novaro Genuine Leather, non standard GLOBAL textiles
- Grade 7 Non standard GLOBAL textiles
- Grade 8 Non standard GLOBAL textiles
- Grade 9 Non standard GLOBAL textiles
- Grade 11 Non standard GLOBAL textiles
- Grade 10 Non standard GLOBAL textiles
- Grade 12 Non standard GLOBAL textiles

Please refer to individual seating series for availability of a particular textile.

The charts above do not include Textiles offered by Alliance Partners: Architex, Arc-Com Fabrics, Designtex, CTL, Green Hides, LDI Interiors, Luum Textiles, Maharam, Mayer Fabrics, Momentum and Morbern.

## BLEND SEATING TEXTILES

The grid below outlines the grade structure for using multiple textiles on select seating series. Blended textiles occur when one textile is chosen for one part of the chair and a different textile is selected for another part of the chair, resulting in a revised "blended grade".

NOT FOR USE with Calidon, Drift, Erin, Noetic, River+ or Willow. See series price list pages for applicable pricing.

For specification and pricing for more than two different textiles, please contact Global CustomerCare for approval process and pricing

|                         |    | FIRST TEXTILE SELECTED |    |    |    |    |    |    |    |    |    |    |    |    |    |    |    |    |    |
|-------------------------|----|------------------------|----|----|----|----|----|----|----|----|----|----|----|----|----|----|----|----|----|
|                         |    | 1                      | 2  | 3  | 4  | 5  | 6  | 7  | 8  | 9  | 10 | 11 | 12 | 13 | 14 | 15 | 16 | 17 | 18 |
| SECOND TEXTILE SELECTED | 1  | 1                      |    |    |    |    |    |    |    |    |    |    |    |    |    |    |    |    |    |
|                         | 2  | 2                      | 2  |    |    |    |    |    |    |    |    |    |    |    |    |    |    |    |    |
|                         | 3  | 3                      | 3  | 3  |    |    |    |    |    |    |    |    |    |    |    |    |    |    |    |
|                         | 4  | 3                      | 4  | 4  | 4  |    |    |    |    |    |    |    |    |    |    |    |    |    |    |
|                         | 5  | 4                      | 4  | 5  | 5  | 5  |    |    |    |    |    |    |    |    |    |    |    |    |    |
|                         | 6  | 5                      | 5  | 5  | 6  | 6  | 6  |    |    |    |    |    |    |    |    |    |    |    |    |
|                         | 7  | 5                      | 6  | 6  | 6  | 7  | 7  | 7  |    |    |    |    |    |    |    |    |    |    |    |
|                         | 8  | 6                      | 6  | 7  | 7  | 7  | 8  | 8  | 8  |    |    |    |    |    |    |    |    |    |    |
|                         | 9  | 7                      | 7  | 7  | 8  | 8  | 8  | 9  | 9  | 9  |    |    |    |    |    |    |    |    |    |
|                         | 10 | 8                      | 8  | 8  | 8  | 9  | 9  | 9  | 10 | 10 | 10 |    |    |    |    |    |    |    |    |
|                         | 11 | 9                      | 9  | 9  | 9  | 9  | 10 | 10 | 10 | 11 | 11 | 11 |    |    |    |    |    |    |    |
|                         | 12 | 10                     | 10 | 10 | 10 | 10 | 10 | 11 | 11 | 11 | 12 | 12 | 12 |    |    |    |    |    |    |
|                         | 13 | 11                     | 11 | 11 | 11 | 11 | 11 | 12 | 12 | 12 | 12 | 13 | 13 | 13 |    |    |    |    |    |
|                         | 14 | 11                     | 12 | 12 | 12 | 12 | 12 | 12 | 13 | 13 | 13 | 13 | 14 | 14 | 14 |    |    |    |    |
|                         | 15 | 12                     | 12 | 13 | 13 | 13 | 13 | 13 | 13 | 14 | 14 | 14 | 14 | 15 | 15 | 15 |    |    |    |
|                         | 16 | 13                     | 13 | 13 | 14 | 14 | 14 | 14 | 14 | 14 | 15 | 15 | 15 | 15 | 16 | 16 | 16 |    |    |
|                         | 17 | 14                     | 14 | 14 | 14 | 15 | 15 | 15 | 15 | 15 | 15 | 16 | 16 | 16 | 16 | 17 | 17 | 17 |    |
|                         | 18 | 15                     | 15 | 15 | 15 | 15 | 16 | 16 | 16 | 16 | 16 | 16 | 17 | 17 | 17 | 17 | 18 | 18 | 18 |

## Textile and Color Listings

### Grade 1

#### Carrera 100% Polyester

|            |               |            |                 |              |           |               |
|------------|---------------|------------|-----------------|--------------|-----------|---------------|
| CE84 Zest  | CE85 Savannah | CE86 Slate | CE87 Rainforest | CE88 Aspen   | CE89 Dune | CE90 Flannel  |
| CE91 Azure | CE92 Chili    | CE93 Jute  | CE95 Ink        | CE96 Sangria | CE97 Java | CE98 Charcoal |

#### Dobby 96% Recycled Polyester / 4% Virgin Polyester

|                   |               |            |            |               |               |            |
|-------------------|---------------|------------|------------|---------------|---------------|------------|
| DB30 Snowcap      | DB31 Bonsai   | DB32 Cloud | DB33 Sand  | DB34 Pewter   | DB35 Santa Fe | DB36 Corfu |
| DB37 Medium Taupe | DB38 Charcoal | DB39 Berry | DB40 Royal | DB41 Titanium | DB42 Black    |            |

#### Emerge 81% Post-Consumer Recycled Biodegradable Polyester / 19% Pre-Consumer Recycled Biodegradable Polyester

|                |              |                 |            |             |                   |               |
|----------------|--------------|-----------------|------------|-------------|-------------------|---------------|
| EM10 Parchment | EM11 Citrine | EM12 Terra Rose | EM13 Clay  | EM14 Cerise | EM15 Squid Ink    | EM16 Emerald  |
| EM17 Aloe      | EM18 Cobalt  | EM19 Atmosphere | EM20 Cloud | EM21 Smoke  | EM22 Featherstone | EM23 Graphite |
| EM24 Evening   |              |                 |            |             |                   |               |

#### Fusion 90% Virgin Polyester / 10% Post-Consumer Recycled Polyester

|                |            |            |               |            |                |              |
|----------------|------------|------------|---------------|------------|----------------|--------------|
| FU71 Tangerine | FU72 Fresh | FU73 Moss  | FU74 Tomato   | FU75 Aqua  | FU76 Sandstone | FU77 Granite |
| FU78 Poppy     | FU79 Cadet | FU80 Oasis | FU81 Graphite | FU82 Viola | FU83 Cobalt    | FU84 Flax    |
| FU85 Carbon    |            |            |               |            |                |              |

#### Illusion 100% Virgin Polyester

|                 |              |              |             |            |              |           |
|-----------------|--------------|--------------|-------------|------------|--------------|-----------|
| I101 Cappuccino | I102 Paprika | I103 Tropic  | I104 Wicker | I105 Hemp  | I106 Cayenne | I107 Maui |
| I108 Dusk       | I109 Smoke   | I110 Currant | I111 Fiji   | I112 Ozone | I113 Ebony   |           |

#### Jenny 100% Polyester

|              |                |              |                |              |               |                    |
|--------------|----------------|--------------|----------------|--------------|---------------|--------------------|
| JN01 Midnite | JN02 Ebony     | JN03 Slate   | JN07 Vermilion | JN08 Admiral | JN11 Charcoal | JN25 Silver Lining |
| JN26 Oatmeal | JN27 Sunflower | JN28 Cascade | JN29 Harvest   | JN30 Melon   | JN31 Berry    | JN32 Green Grass   |
| JN33 Roast   |                |              |                |              |               |                    |

#### LuxPlus Vinyl (PVC) Coated Fabric / Polyester Backing

|                 |                |             |                 |               |               |            |
|-----------------|----------------|-------------|-----------------|---------------|---------------|------------|
| L01P Black      | L02P Parchment | L03P Saddle | L04P Dark Brown | L05P Burgundy | L06P Charcoal | L07P White |
| L09P Light Grey |                |             |                 |               |               |            |

#### Quilt 100% Polyester

|             |                    |               |            |             |              |                |
|-------------|--------------------|---------------|------------|-------------|--------------|----------------|
| QL10 Black  | QL11 Charcoal Grey | QL14 Navy     | QL16 Wine  | QL19 Silver | QL20 Feather | QL21 Dune      |
| QL22 Meadow | QL23 Cadet         | QL24 Geranium | QL25 Daisy | QL26 Quest  | QL27 Punch   | QL28 Tangerine |
| QL29 Cocoa  |                    |               |            |             |              |                |

#### Terrace 70% Virgin Polyester / 30% Post-Consumer Recycled Polyester

|                |               |                  |                     |                |            |           |
|----------------|---------------|------------------|---------------------|----------------|------------|-----------|
| TC61 Tigerlily | TC62 Shadow   | TC63 Cobble      | TC64 Cherry Blossom | TC65 Bluebell  | TC66 Apple | TC67 Haze |
| TC68 Cerise    | TC69 Twilight | TC70 Wintergreen | TC71 Ironwork       | TC72 Pine Cone | TC73 Flirt | TC74 Echo |
| TC75 Glacier   |               |                  |                     |                |            |           |

#### Trak 100% Recycled Polyester

|            |              |             |                   |             |             |           |
|------------|--------------|-------------|-------------------|-------------|-------------|-----------|
| TK40 Taupe | TK41 Mustard | TK42 Latte  | TK43 Cement       | TK44 Silver | TK45 Copper | TK46 Teal |
| TK47 Apple | TK48 Steel   | TK49 Merlot | TK50 Midnight Sky | TK51 Mocha  | TK52 Carbon |           |

#### Urban 62% Recycled Polyester / 32% Polyester

|                 |                 |                  |                  |                 |                   |                  |
|-----------------|-----------------|------------------|------------------|-----------------|-------------------|------------------|
| UR11 Ocean Blue | UR12 Blue Bayou | UR13 Green Grass | UR18 Brown Ridge | UR19 White Sand | UR20 Granite Rock | UR21 Gravel Road |
| UR22 Black Coal |                 |                  |                  |                 |                   |                  |

#### Waterfall 60% Virgin Polyester / 40% Post-Consumer Recycled Polyester

|             |            |                  |               |              |               |                 |
|-------------|------------|------------------|---------------|--------------|---------------|-----------------|
| WA40 Trance | WA41 Tryst | WA42 Splash      | WA43 Victoria | WA44 Imagine | WA45 Sky      | WA46 Rainforest |
| WA47 Rumble | WA48 Prism | WA49 Tranquility | WA50 Grand    | WA51 Rushing | WA52 Magestic | WA53 Pacific    |
| WA54 Dance  |            |                  |               |              |               |                 |

#### Wavelength 100% Virgin Polyester

|              |             |             |               |              |               |              |
|--------------|-------------|-------------|---------------|--------------|---------------|--------------|
| WV01 Lime    | WV02 Mint   | WV03 Stone  | WV04 Flame    | WV05 Mykonos | WV06 Savannah | WV07 Mesa    |
| WV08 Plasma  | WV09 Cancun | WV10 Quartz | WV11 Moonrock | WV12 Rubine  | WV13 Corfu    | WV14 Bluejay |
| WV14 Panther |             |             |               |              |               |              |

### Grade 2

#### Elevate 80% Post-Consumer Recycled Polyester / 20% Rayon

|            |             |             |              |                |            |            |
|------------|-------------|-------------|--------------|----------------|------------|------------|
| EL51 Halo  | EL52 Dove   | EL53 Safari | EL54 Sunglow | EL55 Margarita | EL56 Fiji  | EL57 Mist  |
| EL58 Blaze | EL59 Wasabi | EL60 Mystic | EL61 Mica    | EL62 Cherry    | EL63 Scuba | EL64 Lapis |
| EL65 Onyx  |             |             |              |                |            |            |

# TEXTILES & FINISHES

## Essence 73.5% Post-Consumer Recycled Biodegradable Polyester/ 26.5% Biodegradable Polyester

|                  |              |                   |                  |                  |                |                |
|------------------|--------------|-------------------|------------------|------------------|----------------|----------------|
| EE05 Sand Dollar | EE06 Canyon  | EE07 Morning Mist | EE08 Agate       | EE09 Dark Shadow | EE10 Raven     | EE11 Bumblebee |
| EE12 Sky Blue    | EE13 Harbour | EE14 Iris         | EE15 Rose Quartz | EE16 Terracotta  | EE17 Sea Glass | EE18 Pine      |
| EE19 Cabernet    |              |                   |                  |                  |                |                |

## Etch 80% Post-Consumer Recycled Polyester/ 20% Rayon

|                 |             |              |               |               |               |             |
|-----------------|-------------|--------------|---------------|---------------|---------------|-------------|
| ET81 Drift      | ET82 Citron | ET83 Calypso | ET84 Mandarin | ET85 Crisp    | ET86 Iris     | ET87 Nickel |
| ET88 Paprika    | ET89 Nutmeg | ET90 Marine  | ET91 Magnet   | ET92 Infrared | ET93 Espresso | ET94 Indigo |
| ET95 Anthracite |             |              |               |               |               |             |

## Imprint 100% Post-Consumer Polyester

|                |             |              |             |                  |               |            |
|----------------|-------------|--------------|-------------|------------------|---------------|------------|
| IM70 Almond    | IM71 Cork   | IM72 Sand    | IM73 Currie | IM74 Candy Apple | IM75 Ocean    | IM76 Navy  |
| IM77 Green Tea | IM78 Celery | IM79 Oregano | IM80 Walnut | IM81 Paprika     | IM82 Graphite | IM83 Slate |
| IM84 Licorice  |             |              |             |                  |               |            |

## Page 53% Polyester / 47% Olefin

|            |               |            |             |                  |            |           |
|------------|---------------|------------|-------------|------------------|------------|-----------|
| PG35 Flax  | PG36 Charcoal | PG37 Pearl | PG38 Pewter | PG39 Deepness    | PG40 Moss  | PG41 Lawn |
| PG42 Steel | PG43 Adobe    | PG44 Navy  | PG45 Ocean  | PG46 Pomegranate | PG47 Blush | PG48 Nile |

**Grade 2 (Vinyl)** For availability of chair series in Vinyl, please contact a Global Sales Representative.

## Allante Free 100% Vinyl Face / 100% Polyester Backing

|                  |                       |                     |                   |                   |                    |                   |
|------------------|-----------------------|---------------------|-------------------|-------------------|--------------------|-------------------|
| A01F Illusion    | A02F Bright White     | A03F White Crush    | A04F Ivory        | A05F Ice          | A06F Bleached Sand | A07F Taupe Fawn   |
| A08F Warm Smoke  | A09F Autumn Rain      | A10F Cookie         | A11F Sierra Brick | A12F Gibraltar    | A13F Chateau Grey  | A14F Garden Green |
| A15F Oasis Green | A16F Ink Black        | A17F Purple Impulse | A18F Italian Rose | A19F Mountain Sky | A20F Old Navy      | A21F Galaxy       |
| A22F Red Truffle | A23F Chocolate Sundae | A24F Province Blue  | A25F Eclipse      |                   |                    |                   |

## GC Linen 100% Vinyl Face

|                   |                   |              |            |             |               |               |
|-------------------|-------------------|--------------|------------|-------------|---------------|---------------|
| LE50 Potters Clay | LE51 Pearl        | LE52 Tan     | LE53 Storm | LE54 Butter | LE55 Haystack | LE56 Ganache  |
| LE57 Sunset       | LE58 Burnt Orange | LE59 Cayenne | LE60 Navy  | LE61 Bamboo | LE62 Gray     | LE63 Charcoal |
| LE64 Moss         |                   |              |            |             |               |               |

## Release 100% Vinyl Face

|                |                   |                     |                     |                |              |               |
|----------------|-------------------|---------------------|---------------------|----------------|--------------|---------------|
| RL11 White     | RL12 Chalk        | RL13 Stone          | RL14 Taupe          | RL15 Orange    | RL16 Country | RL17 Tuscan   |
| RL18 Cottage   | RL19 Yellow       | RL21 Red Barn       | RL22 Brave Red      | RL23 Gypsy Red | RL24 Cajun   | RL25 Vineyard |
| RL26 Olive     | RL27 Bonsai       | RL28 Summer's Dream | RL29 Calico         | RL31 Green     | RL32 Blue    | RL33 Black    |
| RL34 Cool Grey | RL35 Thunder Grey | RL36 Navy           | RL37 Dark Chocolate | RL38 Espresso  |              |               |

## Grade 6

### Novaro Genuine Leather 100% Leather

|            |              |             |                |             |              |               |
|------------|--------------|-------------|----------------|-------------|--------------|---------------|
| N050 Ash   | N051 Asphalt | N052 Bison  | N053 Blueberry | N054 Cloud  | N055 Clove   | N056 Cordovan |
| N057 Doe   | N058 Linen   | N059 Marina | N060 Phantom   | N061 Pigeon | N062 Scarlet | N063 Turtle   |
| N064 Wheat |              |             |                |             |              |               |

## Panel Fabrics

## GRADE 2

### Lola 100% Polyester.

|                   |                    |                |            |              |             |                |
|-------------------|--------------------|----------------|------------|--------------|-------------|----------------|
| LL11 Medium Taupe | LL12 Caramel Cream | LL14 Blue Mist | LL35 Spray | LL36 Granite | LL37 Cinder | LL38 Sandstone |
|-------------------|--------------------|----------------|------------|--------------|-------------|----------------|

## GRADE 3

### Anchorage 65% Pre-consumer Polyester / 35% Post-consumer Polyester

|            |                  |                    |               |                |              |                  |
|------------|------------------|--------------------|---------------|----------------|--------------|------------------|
| AN40 Birch | AN41 Green Apple | AN42 Lapis         | AN43 Straw    | AN44 Wolf      | AN45 Goose   | AN46 Angora      |
| AN47 Cumin | AN48 Asteroid    | AN49 Geranium      | AN50 Thistle  | AN51 Graphite  | AN52 Slate   | AN53 Quarry Blue |
| AN54 Onyx  | AN55 Pumpkin     | AN56 Red Delicious | AN57 Sunshine | AN59 Waterfall | AN61 Vanilla | AN62 Cobalt      |
| AN64 Cloud |                  |                    |               |                |              |                  |

### Merge 100% Polyester / 75% Post-consumer Recycled Polyester

|                  |                    |                |           |               |            |                 |
|------------------|--------------------|----------------|-----------|---------------|------------|-----------------|
| MG20 Fawn        | MG21 Marshmallow   | MG22 Driftwood | MG23 Dove | MG24 Graphite | MG25 Slate | MG26 Eucalyptus |
| MG27 Fire Engine | MG28 Mediterranean | MG29 Midnight  |           |               |            |                 |

## FINISHES

**Seating Finishes - Metal:** Please consult each Seating Series for finish availability.

|                      |             |                      |                 |                   |               |             |              |
|----------------------|-------------|----------------------|-----------------|-------------------|---------------|-------------|--------------|
| Antique Copper (ACO) | Black (TBL) | Brushed Chrome (BCH) | Buzz Blue (TBZ) | Cactus (TCC)      | Carrot (TCR)  | Cloud (TIV) | Chrome (CHM) |
| Designer White (TDW) | Dijon (TDJ) | Eggplant (TEG)       | Fog (TFO)       | Frost (TFR)       | Ink (TIN)     | Kalua (TKA) | Shadow (TSH) |
| Latte (TLA)          | Mocha (TMO) | Nevada (TNE)         | Sand (TSN)      | Satin Brass (SBR) | Scarlet (TSR) |             |              |
| Toast                | (TOA)       | Tungsten (TT)        |                 |                   |               |             |              |

**Seating Finishes - Plastic** (Duet, Popcorn, and Sonic)

|                 |              |              |             |             |                |              |
|-----------------|--------------|--------------|-------------|-------------|----------------|--------------|
| Buzz Blue (BZB) | Cactus (CCT) | Carrot (CRO) | Cloud (IVC) | Dijon (DJN) | Eggplant (EGP) | Fog (FOG)    |
| Frost (FRO)     | Ink (INK)    | Latte (LAB)  | Night (BLK) | Sand (SND)  | Scarlet (SAR)  | Shadow (SHW) |

**Seating Finishes - Wood** Seating finishes will not necessarily match Casegoods finishes. This is due to the fact that Seating and Casegoods finishes use different wood species and are manufactured at multiple locations.

|                     |                    |                  |                     |                      |                 |                   |
|---------------------|--------------------|------------------|---------------------|----------------------|-----------------|-------------------|
| Absolute (AAM)      | Black (BKM)        | Cherry (ACM)     | Espresso Cafe (ECM) | English Oak (EOM)    | Fruitwood (TFM) | Gray (HGM)        |
| Honey (AHM)         | Mahogany (TMM)     | Maple (AVM)      | Medium Walnut (MWM) | Natural Walnut (NLW) | Night (ASM)     | Noce Biondo (NBM) |
| Noce Grigio (NGM)   | Noce Leggero (NEM) | Noce Medio (NMM) | Shaker Cherry (SKM) | Walnut (TWM)         | WC Cream (WTM)  | White (WHM)       |
| Winter Cherry (WCM) |                    |                  |                     |                      |                 |                   |

**Desks, Workstations, Tables and Accessories - Laminate**

|                       |                       |                     |                          |                    |                   |                      |
|-----------------------|-----------------------|---------------------|--------------------------|--------------------|-------------------|----------------------|
| Absolute Acajou (ACJ) | Asian Night (ASN)     | Avant Cherry (AWC)  | Avant Honey (AWH)        | Black (BLK)        | Blizzard (BZD)    | Brushed Cobalt (BRC) |
| Clear Maple (CMB)     | Custom Grey (CGY)     | Dark Espresso (DES) | Designer White (DWT)     | Fashionista (FAS)  | First Class (FCL) | Noce Biondo (NBL)    |
| Noce Grigio (NGL)     | Noce Leggero (NEL)    | Noce Medio (NML)    | Quartered Mahogany (QTM) | Sheer Beauty (SBY) | Stonedust (SDT)   | Storm Grey (SOG)     |
| Walnut Heights (WHE)  | White Chocolate (WHC) | Winter Cherry (WCR) |                          |                    |                   |                      |

**Desks, Workstations, Tables and Accessories - Wood Veneer**

|                       |                     |                      |                    |                    |                      |                          |
|-----------------------|---------------------|----------------------|--------------------|--------------------|----------------------|--------------------------|
| Amber Cherry (ACW)    | Almond Cherry (AMW) | Biscotti (BTW)       | Cocoa Walnut (CAW) | Coral (CRW)        | Dark Cherry (DCW)    | Dark Walnut (DWW)        |
| Espresso Walnut (EWW) | Evening Oak (EVW)   | Grey on Oak (GRW)    | Hazelnut (HAW)     | Java (JAW)         | Latte Walnut (LTW)   | Mahogany on Walnut (MHW) |
| Milestone (MTW)       | Natural Maple (MPW) | Natural Walnut (NLW) | Red Cherry (RCW)   | Umber Walnut (ULW) | Vintage Cherry (VNW) | Walnut (WLW)             |
| Warm Cherry (WCW)     | White Maple (WMW)   |                      |                    |                    |                      |                          |

**Metal File + Storage Finishes**

|                     |                               |                    |                          |                         |                |
|---------------------|-------------------------------|--------------------|--------------------------|-------------------------|----------------|
| Business Grey (BGR) | Black Coffee Textured (BKC)   | Black (BLK)        | Bone (BNE)               | Blizzard Textured (BZD) | Charcoal (CHR) |
| Claret (CLT)        | Dark Chocolate Textured (DCH) | Desert Putty (DPT) | Designer White (DWT)     | Fog (FOG)               | Grey (GRY)     |
| Light Grey (LGR)    | Ice (ICE)                     | Ivory (IVR)        | Mocha Textured (MCH)     | Metro (MET)             | Moss (MOS)     |
| Nevada (NEV)        | Navy (NVY)                    | Oyster (OYS)       | Stonedust Textured (SDT) | Storm Grey (SGR)        | Silver (SIL)   |
| Sky (SKY)           | Stone (STN)                   | Taupe (TPE)        | Tahiti Sand (TSA)        | Tungsten (TUN)          | Willow (WIL)   |

# TEXTILES & FINISHES

## Solid Wood and Laminate Coordinating Colors

### Solid Wood Colors

Absolute (AAM)  
 Black (BKM)  
 Cherry (ACM)  
 Espresso Cafe (ECM)  
 Fruitwood (TFM)  
 Gray (HGM)  
 Honey (AHM)  
 Mahogany (TMM)  
 Maple (AVM)  
 Medium Walnut (MWM)  
 Night (ASM)  
 Noce Biondo (NBM)  
 Noce Grigio (NGM)  
 Noce Leggero (NEM)  
 Noce Medio (NMM)  
 Walnut (TWM)  
 WC Cream (WTM)  
 White (WHM)  
 Winter Cherry (WCM)

### Laminate Colors

Absolute Acajou (ACJ)  
 Black (BLK)  
 Avant Cherry (AWC)  
 Dark Espresso (DES)  
  
 Avant Honey (AWH)  
 Quartered Mahogany (QTM)  
 Clear Maple (CMB)  
  
 Asian Night (ASN)  
 Noce Biondo (NBL)  
 Noce Leggero (NEL)  
 Noce Leggero (NEL)  
 Noce Medio (NML)  
  
 White Chocolate (WHC)  
 Designer White (DWT)  
 Winter Cherry (WCR)

| DRIFT TABLE FINISHES COORDINATION CHART                  |                    |  |                |
|--|--------------------|--|----------------|
| HPL TOP FINISH   |                    | COORDINATING WOOD BASE FINISH                            |                |
| ACJ**  | Absolute Acajou    | AAM  | Absolute       |
| ASN**  | Asian Night        | ASM  | Night          |
| AWC**  | Avant Cherry       | ACM  | Cherry         |
| AWH**  | Avant Honey        | AHM  | Honey          |
| BLK**  | Black              | BKM  | Black          |
| CMB**  | Clear Maple        | AVM*   | Maple          |
| DES**  | Dark Espresso      | ECM  | Espresso Cafe  |
| DWT**  | Designer White     | WHM  | White          |
| NBL**  | Noce Biondo        | NBM  | Noce Biondo    |
| NEL**  | Noce Leggero       | NEM  | Noce Leggero   |
| NGL**  | Noce Grigio        | NGM  | Noce Grigio    |
| NML**  | Noce Medio         | NMM  | Noce Medio     |
| QTM**  | Quartered Mahogany | TMM  | Mahogany       |
| WCR**  | Winter Cherry      | WCM  | Winter Cherry  |
| WHC**  | White Chocolate    | WTM  | WC Cream       |
| WHE**  | Walnut Heights     | MWM  | Medium Walnut  |
| HPL TOP FINISHES WITH NO COORDINATING WOOD BASE FINISHES |                    | WOOD BASE FINISHES WITH NO COORDINATING HPL TOP FINISHES |                |
| BRC**  | Brushed Cobalt     | EOM  | English Oak    |
| BZD**  | Blizzard           | NLW  | Natural Walnut |
| CGY**  | Custom Grey        | SKM  | Shaker Cherry  |
| FAS**  | Fashionista        | TFM  | Fruitwood      |
| FCL**  | First Class        | TWM  | Walnut         |
| SBY**  | Sheer Beauty       | HGM  | Grey           |
| SDT**  | Stone Dust         |  |                |
| SOG**  | Storm Grey         |  |                |

\*\*Chrome base models are available for all HPL Top Finishes

Please note that these finishes are coordinating and not exact matches. Please reach out to your Global Sales Representative for physical samples of finishes prior to ordering.

# METAL LEG, FRAME + BASE FINISH CHART

|                                | paint finishes |          |  |       |       |       |       |                |  |     |       |      |       |       |        |         |        |           |          |     | plated finishes |                |  |  |
|--------------------------------|----------------|----------|--|-------|-------|-------|-------|----------------|--|-----|-------|------|-------|-------|--------|---------|--------|-----------|----------|-----|-----------------|----------------|--|--|
|                                | Black          | Tungsten | Shadow                                     | Latte | Mocha | Kalua | Toast | Designer White | Nevada   | Fog | Cloud | Sand | Frost | Dijon | Carrot | Scarlet | Cactus | Buzz Blue | Eggplant | Ink | Chrome          | Brushed Chrome |  |  |
| OLD FINISH CODE                | BLK            | TUN      | SHW  | LAB   | J52   | KAL   | TOA   | DWT            | NEV  | FOG | IVC   | -    | -     | -     | -      | -       | -      | -         | -        | -   | CH              | BSC            |  |  |
| NEW FINISH CODE                | TBL            | TTU      | TSH  | TLA   | TMO   | TKA   | TOA   | TDW            | TNE  | TFO | TIV   | TSN  | TFR   | TDJ   | TCR    | TSR     | TCC    | TBZ       | TEG      | TIN | CHM             | BCH            |  |  |
| <b>GUEST SEATING</b>           |                |          |  |       |       |       |       |                |  |     |       |      |       |       |        |         |        |           |          |     |                 |                |  |  |
| Caprice                        | •              | •        | •  | •     | •     | •     | •     | •              | •  | •   | •     | •    | •     | •     | •      | •       | •      | •         | •        | •   | •*              | •*             |  |  |
| Comet                          | •              | •        | •  | •     | •     | •     | •     | •              | •  | •   | •     | •    | •     | •     | •      | •       | •      | •         | •        | •   | •*              |                |  |  |
| Diplomat                       | •              | •        | •  |       |       |       |       |                |  |     |       |      |       |       |        |         |        |           |          |     | •*              |                |  |  |
| Drift (sled bases)             | •              | •        | •  | •     | •     | •     | •     | •              | •  | •   | •     | •    | •     | •     | •      | •       | •      | •         | •        | •   | •*              |                |  |  |
| Lite                           | •              | •        | •  | •     | •     | •     | •     | •              | •  | •   | •     | •    | •     | •     | •      | •       | •      | •         | •        | •   | •*              | •*             |  |  |
| Marche                         | •              | •*       |  |       |       |       |       |                |  |     |       |      |       |       |        |         |        |           |          |     | •*              | •*             |  |  |
| Moda (four leg)                | •*             | •*       | Also available in three woodgrain patterns |       |       |       |       |                |  |     |       |      |       |       |        |         |        |           |          |     |                 | •              |  |  |
| Sas                            | •              | •        |  |       |       |       |       |                |  |     |       |      |       |       |        |         |        |           |          |     | •*              |                |  |  |
| Sidero                         | •              | •        | •  | •     | •     | •     | •     | •              | •  | •   | •     | •    |       |       |        |         |        |           |          |     | •*              |                |  |  |
| Solo (models 5225 + 5226)      | •              | •        | •  |       |       |       |       |                |  |     |       |      |       |       |        |         |        |           |          |     | •*              |                |  |  |
| Supra (armchairs)              | •              | •        |  |       |       |       |       |                |  |     |       |      |       |       |        |         |        |           |          |     | •*              |                |  |  |
| Twilight                       | •              | •        |  |       |       |       |       |                |  |     |       |      |       |       |        |         |        |           |          |     |                 |                |  |  |
| Tye (armchair)                 | •              | •        |  |       |       |       |       |                |  |     |       |      |       |       |        |         |        |           |          |     | •*              |                |  |  |
| Willow                         | •              | •        | •  | •     | •     | •     | •     | •              | •  | •   | •     | •    | •     | •     | •      | •       | •      | •         | •        | •   | •*              | •*             |  |  |
| <b>STACKING/NESTING CHAIRS</b> |                |          |  |       |       |       |       |                |  |     |       |      |       |       |        |         |        |           |          |     |                 |                |  |  |
| Duet (sled bases)              |                |          |  |       |       |       |       |                |  |     |       |      |       |       |        |         |        |           |          |     | •               |                |  |  |
| Moda (stacking)                |                |          |  |       |       |       |       |                |  |     |       |      |       |       |        |         |        |           |          |     | •               |                |  |  |
| Popcorn (sled bases)           |                |          |  |       |       |       |       |                |  |     |       |      |       |       |        |         |        |           |          |     | •               |                |  |  |
| Rebound                        | •              | •        | •  | •     | •     | •     | •     | •              | •  | •   | •     | •    | •     | •     | •      | •       | •      | •         | •        | •   | •*              | •*             |  |  |
| Roma Nester                    | •              | •        | •  |       |       |       |       |                |  |     |       |      |       |       |        |         |        |           |          |     | •*              |                |  |  |
| Sonic (four leg + sled bases)  | •              | •        | •  | •     | •     | •     | •     | •              | •  | •   | •     | •    | •     | •     | •      | •       | •      | •         | •        | •   | •               |                |  |  |
| Spritz (four leg bases)        | •              | •        | •  |       |       |       |       |                |  |     |       |      |       |       |        |         |        |           |          |     | •*              |                |  |  |
| Stream (multi-purpose)         | •              | •        | •  | •     | •     | •     | •     | •              | •  | •   | •     | •    | •     | •     | •      | •       | •      | •         | •        | •   | •*              | •*             |  |  |
| Vion (multi-purpose)           | •              | •        | •  |       |       |       |       |                |  | •   |       |      |       |       |        |         |        |           |          |     | •*              |                |  |  |
| Zoma                           | •              | •        | •  |       |       |       |       |                |  |     |       |      |       |       |        |         |        |           |          |     | •*              |                |  |  |
| <b>LOUNGE SEATING</b>          |                |          |  |       |       |       |       |                |  |     |       |      |       |       |        |         |        |           |          |     |                 |                |  |  |
| Ballara                        | •              | •        |  |       |       |       |       | •              |  |     |       |      |       |       |        |         |        |           |          |     | •*              | •*             |  |  |
| Citi                           | •              | •        |  |       |       |       |       |                |  |     |       |      |       |       |        |         |        |           |          |     | •*              |                |  |  |
| Citi Square                    | •              | •        | •  | •     | •     | •     | •     | •              | •  | •   | •     | •    | •     | •     | •      | •       | •      | •         | •        | •   | •*              | •*             |  |  |
| Drift (sled bases)             | •              | •        | •  | •     | •     | •     | •     | •              | •  | •   | •     | •    | •     | •     | •      | •       | •      | •         | •        | •   | •*              |                |  |  |
| Jeo (pedestal bases on chairs) |                |          |  |       |       |       |       |                |  |     |       |      |       |       |        |         |        |           |          |     | •               | •              |  |  |
| Jeo (armchair, model 8437)     | •              | •        |  |       |       |       |       | •              |  |     |       |      |       |       |        |         |        |           |          |     | •*              | •*             |  |  |
| ML                             | •              | •        |  |       |       |       |       | •              |  |     |       |      |       |       |        |         |        |           |          |     | •               | •              |  |  |
| ML Park                        | •              | •        |  |       |       |       |       | •              | Also available in Polished Aluminum (ALU) and Brushed Aluminum (BAL) |     |       |      |       |       |        |         |        |           |          |     |                 |                |  |  |
| River                          | •              | •        | •  | •     | •     | •     | •     | •              | •  | •   | •     | •    | •     |       |        |         |        |           |          |     | •               |                |  |  |
| River+ (legs)                  | •              | •        | •  | •     | •     | •     | •     | •              | •  | •   | •     | •    | •     |       |        |         |        |           |          |     | •               |                |  |  |
| Sirena (table legs)            | •              | •        |  |       |       |       |       |                |  |     |       |      |       |       |        |         |        |           |          |     |                 |                |  |  |
| Venture                        | •              | •        |  | •     |       |       |       |                |  |     |       |      |       |       |        |         |        |           |          |     | •               |                |  |  |
| Wind                           | •              | •        | •  | •     | •     | •     | •     | •              | •  | •   | •     | •    | •     | •     | •      | •       | •      | •         | •        | •   | •               | •*             |  |  |
| Wind Linear                    | •              | •        | •  | •     | •     | •     | •     | •              | •  | •   | •     | •    | •     | •     | •      | •       | •      | •         | •        | •   | •               | •*             |  |  |

\* Upcharge required for this finish selection.

# CUSTOMER'S OWN MATERIAL (C.O.M.) INSTRUCTIONS

## COM and Graded-In Textiles:

Global will evaluate the textile to determine its possible use on our furniture. An approved COM or Graded-In textile does not warrant or guarantee the appearance, durability, quality, behavior, colorfastness or any other attribute of the COM textile. Warranty claims for COM upholstery material will fall to the original vendor of the fabric, Global is not responsible for costs associated with recovering or replacement.

## COM Approval and Ordering Instructions

All COM requests must be submitted to Global for preliminary approval prior to acceptance of an order. Approval signifies only such material can be applied to the products they are intended. Approval does not constitute any responsibility nor any warranty on behalf of Global as to the appearance, behavior or durability of the COM.

To request review and approval of a COM textile:

1. Reference the [Global Textile Search](#) tool to verify if your COM is a pre-approved alliance partner textile.
2. Confirm the textile is FR and PFAS free. If not visible on supplier website, a written confirmation is required to be submitted with the request.
3. Complete the electronic COM Authorization at [Global COM Submittal Form](#).
4. An acknowledgment email will be sent which includes a COM request number. Check for emails from [webedi@globalfurnituregroup.com](mailto:webedi@globalfurnituregroup.com)
5. If the manufacturer of the textile is **NOT** part of our Alliance Textile Partnership, send a fabric memo sample (minimum 6" x 6") with the COM request number to:

|             |  |
|-------------|--|
| Ship memo   | Global Furniture Group                 |
| Sample with | COM Sample Review Department           |
| Req. # to:  | 17 West Stow Road<br>Marlton, NJ 08053 |

**Global Alliance partners** include ArcCom, Architex, CF Stinson, CTL Prescott Leather, DesignTex, EnviroLeather, Green Hides, Knoll Textiles, LUUM, Maharam, Momentum Textiles, Mayer, Morbern and Ultrafabrics

6. If approved, an email will be sent indicating the textile approval, the required yardage, the Global orderable textile code and the ship to address for sending the COM yardage for production. Check for emails from [webedi@globalfurnituregroup.com](mailto:webedi@globalfurnituregroup.com)
7. To order, submit furniture order with approved orderable textile code to Global Furniture Group.
8. Order required textile yardage from textile manufacturer:

|             |                             |               |   |
|-------------|-----------------------------|---------------|---|
| Ship Fabric | <b>See Approval email</b>   | Include on PO | <b>Global approved textile code XXXX. Use</b>   |
| Yardage to: | <b>for shipping address</b> | to Mill:      | <b>Trans American as inbound customs broker</b> |
|             |                             |               | <b>1-800-333-0465</b>                           |

9. Upon receipt of textile yardage, a confirmation email will be sent. Check for emails from [webedi@globalfurnituregroup.com](mailto:webedi@globalfurnituregroup.com)
10. Email [comrequest@Globalfurnituregroup.com](mailto:comrequest@Globalfurnituregroup.com) with all inquiries.

COM orders will be scheduled for production only upon receipt of production yardage.

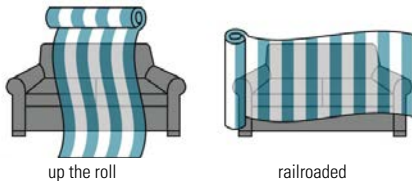
## COM Application

In the absence of any application instructions, Global will apply the textile in what it determines to be the best manner and cannot be held responsible after upholstering. Excess COM materials will be discarded at the discretion of Global unless otherwise instructed by the customer at the time the order is placed.

## COM Yardage Requirements

Upon approval of the submitted COM, Global will provide yardage requirements for the product model submitted. Yardage requirements shown in the List Price Book are based on plain, non-directional, 54" wide textile that is being cut up the roll. If the COM is to be railroaded, please note on the COM Authorization form.

The following chart is provided as a budgeting tool for our customers to estimate costs associated with yardage purchase. Final yardage requirement is evaluated and provided by Global on the final approval form. **Global is not responsible where additional materials must be ordered.**



**For 2-way repeats, ranges are calculate by using the higher repeat . (i.e if the repeat is 13v x 15h you would use 15h to calculate the extra yardage needed).**

| Repeat    | Horizontal repeat | Vertical repeat | 2-Way repeat in 2 directions |
|-----------|-------------------|-----------------|------------------------------|
| 1/4" - 5" | Add 10%           | Add 15%         | Add 15%                      |
| 6" - 9"   | Add 15%           | Add 18%         | Add 20%                      |
| 10" - 13" | Add 30%           | Add 35%         | Add 40%                      |
| 14" - 19" | Add 45%           | Add 55%         | Add 60%                      |

## Sealed Seams (Approved coated textiles only):

This process increases the strength and integrity of the seam for Vinyl textiles, providing additional protection against moisture penetration through the seam and can prevent insects from entering the interior of the upholstered piece through the seams.

Testing must be conducted on every coated textile and approval must be confirmed prior to acceptance of an order requesting sealed seams. When sealed seams are requested on the COM form, and if the coated textile is not an alliance partner, please contact Customer Care on where to submit the 1 yard of material needed for evaluation.

Note: Moisture barrier is not an option in conjunction with sealed seams.

## CUSTOMER INFORMATION (To be filled by the Dealer) Use one form per fabric

Note: Incomplete information may delay or prevent approval

Dealer/Company Name:  Email:

Address:  City:  Postal Code:

Contact Name:  Phone:

P.O.#:  Contract #:  Date:

Design Specifier of Record (often requested by Mill for Sales Commissions):

## FABRIC INFORMATION

1. Fabric Name (series/style#):   
Fabric color name and description (including specifically designed):

2. Mill/Manufacturer name:

3. Specified fabric's country of origin (if available):

4. Fabric Specification/data sheet (if available please upload and disregard step 5) Attached?  
 Yes, skip Step # 5,  No, complete Step # 5.

5. Fabric content (% Cotton, % Polyester, etc.):   
Fabric Width:  Pattern Repeat: Warp/Vertical  Fill/Horizontal

Railroaded?  Yes  No FR Chemical?  Yes  No PROP65 Compliant?  Yes  No Contains PFAS?  Yes  No

## FABRIC APPLICATION INFORMATION

| Chair Model          | Qty.                 | Multi Fabric              | Special instructions for CS and buyer | Special Instruction (e.g. reverse side, off direction/railroad pattern, sealed seam, moisture barrier etc.) |
|----------------------|----------------------|---------------------------|---------------------------------------|---|
| <input type="text"/> | <input type="text"/> | Yes <input type="radio"/> | <input type="text"/>                  | Sealed seam: Yes <input type="radio"/> No <input type="radio"/>   |
| <input type="text"/> | <input type="text"/> | (Drawing attached)        | <input type="text"/>                  | Off Direction/rail road pattern: Yes <input type="radio"/> No <input type="radio"/>                         |
| <input type="text"/> | <input type="text"/> | No <input type="radio"/>  | <input type="text"/>                  | No match repeat: Yes <input type="radio"/> No <input type="radio"/>   |
| <input type="text"/> | <input type="text"/> |                           | <input type="text"/>                  | Moisture barrier: Yes <input type="radio"/> No <input type="radio"/>  |
|                      |                      |                           |                                       | Inside out: Yes <input type="radio"/> No <input type="radio"/>  |
|                      |                      |                           |                                       | Random match: Yes <input type="radio"/> No <input type="radio"/>  |
|                      |                      |                           |                                       | Excess material instructions:<br><input type="text"/>   |
|                      |                      |                           |                                       | Other options: Yes <input type="radio"/> No <input type="radio"/>   |

## FABRIC DIRECTION



\*Please click on the image above to select the direction for the fabrics for the seat and back.

New fabric request

Attach textile sample (8" x 8" swatch) in correct direction and side

Previously approved fabric

Previous Global Approval/order #

Attach textile sample (8" x 8" swatch) in correct direction and side

USA CUSTOMER

Mail to: Customer Service Rep., 17 West Stow RD #3116 MARLTON, NJ 08053, USA

# THINK GLOBAL / THINK GREEN



**LEVEL 3 CERTIFIED**  
Many programs in various categories



**LEED PARTNERSHIP PROGRAM**  
Products can help you earn credits



**GREENGUARD CERTIFIED**  
Gold

**THE ENVIRONMENT** We believe now more than ever, that it is our responsibility to protect the environment and our precious natural resources for future generations. The growing importance of energy and environmental concerns continues to challenge us in this ever changing marketplace.

As an industry leader, Global continues to take proactive steps towards reducing the negative impacts on the environment. We are building "healthier" offices; investing in Research & Development and new technologies; reducing waste and the consumption of energy; and improving the quality of the air we breathe, all which can have a significant impact on our quality of life.



Epoxy Powder coating process is solvent free. No harmful VOC's or lead. No toxins are released into the atmosphere.

Global's recycled fabrics offer affordable, environmentally responsible alternatives to commercial textiles. We recycle 35,000 lbs of fabric offcuts weekly.



powder paint process:  
**98% paint recovery and reuse**

more recycled fabric  
**less to the landfill**


talk to us about our  
**leed partnership program**

we've diverted  
**90% of our wood waste from landfill in four years**



Global has the products and resources to help your projects achieve LEED certification.

New technology allows us to reduce glue usage by 50%. In addition, our polyurethane glue reduces emissions and requires less energy to apply.





## Global US Headquarters

17 West Stow Road, P.O. Box 562  
Marlton, New Jersey U.S.A. 08053  
T (856) 596-3390  
T (800) 220-1900

---

## Showrooms

### Atlanta

10 10th Street  
Suite 150  
Atlanta, GA 30309  
T (404) 879-0998

### New York City

386 Park Avenue South  
7th floor  
New York, NY 10016  
T (212) 545-9900

### Boston

One Harbor Street  
Suite 104  
Boston, MA 02210  
T (617) 406-5435

### Philadelphia

1735 Market Street  
38th Floor  
Philadelphia PA, 19103  
T (215) 861-0963

### Chicago

1045 W Fulton Street  
Chicago, IL 60607  
T (312) 755-0843

### New Jersey (Southern)

119 West Greentree Road  
Marlton, NJ 08053  
T (856) 596-3390

### Irvine

18400 Von Karman Ave.  
Suite 100  
Irvine, CA 92618

### Phoenix

4675 E Cotton Center Blvd.  
Suite 165  
Phoenix, AZ 85040  
T (602) 426-0666  
T (602) 426-0777

### Miami

112 NE 41st Street  
6th floor  
Miami, FL 33137

### Washington, DC

1130 Connecticut Ave.  
10th Floor, Suite 1000  
Washington, DC 20036  
T (202) 659-0230  
T (202) 659-0236

## Distribution Centers

### Atlanta Area

6715 Maple Ave.  
Suite 100  
Buford, GA 30518  
T (678) 602-4130

### Denver Area

19080 E. 38th Ave.  
Unit # 30  
Aurora, CO 80011  
T (303) 340-1617

### Los Angeles Area

3629 Workman Mill Road  
Whittier, CA 90601  
T (562) 484-9686

### Baltimore Area

Troy Hill  
Corporate Center  
7030 Troy Hill Drive  
Elkridge, MD 21075  
T (410) 379-8021

### Ft. Lauderdale Area

560 Sawgrass  
Corporate Pkwy  
Sunrise, FL 33325  
T (954) 846-8888

### Philadelphia Area

181 Walter A Gaines Way  
Suite 200  
Lawnside, NJ 08045  
T (856) 596-3390

### Chicago Area

27W501 North Ave.  
Suite 300  
West Chicago, IL 60185  
T (630) 681-2818

### Houston Area

7865 Northcourt Road  
Suite 200  
Houston, TX 77040  
T (713) 695-5777

### Seattle Area

Oakesdale Commerce Ctr.  
820 Southwest 34th St.  
Building W7, Suite A  
Renton, WA 98057  
T (425) 291-9282

### Cincinnati Area

8712 LeSaint Drive  
Fairfield, OH 45014  
T (513) 777-0009

### Kansas City Area

11617 West 81st Street  
Lenexa, KS 66214  
T (913) 310-9963

### Tampa Area

10351 Windhorst Road  
Tampa, FL 33619  
T (813) 621-6272

### Dallas Area

2025 West Beltline Road  
#100  
Carrollton, TX 75006  
T (972) 236-1366

