


specialty

Academic Task 441

Industrial Wipe Down 448

Industrial Seating 443

Academic Arms + Casters 451



ACADEMIC TASK SEATING




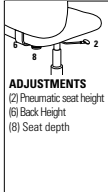

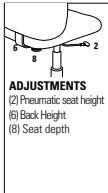

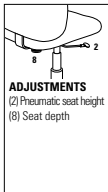
model S2237-6 (3N) Goal

STANDARD FEATURES

- Durable task seating designed to sustain years of use in educational and training room applications.
- The back bar is welded to the chair mechanism and the backrest is permanently fixed in height and angle.
- Standard with adjustable height T-arms with curved urethane armcaps (3N) in Black Only.
- All models are standard with a five-legged, injection molded base.
- Base and frame available in Black (BK) Only.
- C65 casters are standard.
- Vari-Width Adapter Plate (WA) (This is a Standard Feature for Granada models. An Option for Goal models. Add \$87. Available when chair is ordered with adjustable height arms. Allows each arm to move outward an additional 2" (for a total of 4" extra seat width) and locks with the use of an easy to maneuver lever.
- Check textile availability prior to specifying upholstery material.

OPTIONAL FEATURES

- See next page for additional arm options.
- Please see page 436 for additional caster options. Optional casters may be priced higher than the standard casters for your chair and the difference will be charged. Lower priced optional casters will not be credited.
- Vinyl Bumper Guard: This is a standard feature for Granada, Malaga, & Goal. As an option on ObusForme & Supra X. Add \$22. Available with back edge vinyl bumper guard option (VBG).
- Granada Models Only: Black base with chrome footring. Specify "B3". Add \$123.

| DESCRIPTION | FEATURES | MODEL# | STANDARD TEXTILE GRADES | | | | | | | | | | | | | |
|--|--|----------------|---------------------------|--------------|------------|------------------------|----------|-----------|------------------------|----------|------|------|------|------|--|--|
| | | | 1 | 2 | 3 | 4 | 5 | 6 | 7 | 8 | 9 | 10 | 11 | 12 | | |
|  <p>LB Task w/3N Arms COM Yardage: 1.5 Freight Class: 250 Product Weight (lbs.): 41 Cubic Feet Per Carton: 10.75</p> |  <p>ADJUSTMENTS (2) Pneumatic seat height (6) Back Height (8) Seat depth</p> <p>Goal</p> <p>Ergonomic Features: C, H, N</p> | S2237-6 | 638 | 699 | 740 | 805 | 893 | 927 | 1007 | 1160 | 1231 | 1370 | 1563 | 1804 | | |
| | | | OVERALL DIMENSIONS | | | SEAT DIMENSIONS | | | BACK DIMENSIONS | | | | | | | |
| | | | W | D | H | W | D | H | W | H | | | | | | |
| | | | 24 | 23.5 | 37.5 | 20.5 | 17 | 16-21 | 18.5 | 19 | | | | | | |
| | | | RTA 2 | FedEx | ups | | | | | | | | | | | |
|  <p>LB Task Armless COM Yardage: 1.50 Freight Class: 250 Product Weight (lbs.): 35 Cubic Feet Per Carton: 9</p> |  <p>ADJUSTMENTS (2) Pneumatic seat height (6) Back Height (8) Seat depth</p> <p>Goal</p> <p>Ergonomic Features: C, H, N</p> | S2239-6 | 506 | 567 | 608 | 671 | 764 | 795 | 875 | 1028 | 1097 | 1240 | 1431 | 1674 | | |
| | | | OVERALL DIMENSIONS | | | SEAT DIMENSIONS | | | BACK DIMENSIONS | | | | | | | |
| | | | W | D | H | W | D | H | W | H | | | | | | |
| | | | 20 | 23.5 | 37.5 | 20.5 | 17 | 16-21 | 18.5 | 19 | | | | | | |
| | | | RTA 2 | FedEx | ups | | | | | | | | | | | |
|  <p>LB Task Chair Armless/Plain Back COM Yardage: 1.5 Freight Class: 250 Product Weight (lbs.): 34 Cubic Feet Per Carton: 9.75</p> |  <p>ADJUSTMENTS (2) Pneumatic seat height (8) Seat depth</p> <p>Granada</p> <p>Ergonomic Features: C, M, N</p> | S3254 | 741 | 804 | 845 | 908 | 997 | 1031 | 1112 | 1264 | 1334 | 1475 | 1670 | 1909 | | |
| | | | OVERALL DIMENSIONS | | | SEAT DIMENSIONS | | | BACK DIMENSIONS | | | | | | | |
| | | | W | D | H | W | D | H | W | H | | | | | | |
| | | | 20.5 | 24.5 | 38 | 20.5 | 18.5 | 16.5-21.5 | 19 | 18.5 | | | | | | |
| | | | RTA 2 | FedEx | ups | | | | | | | | | | | |

EXPLANATION OF VARIOUS INDUSTRIAL APPLICATIONS

This section presents only some of the possibilities that are available. Please contact your Sales Representative for additional information.



50 - INDUSTRIAL

Designed for heavier duty intensive environments such as those found in factories, assembly lines and dispatch offices. Seating features durable components including heavy gauge steel construction, chromed chip/corrosion/humidity resistant pneumatic lift cylinders and frames, heavy duty bases, weight activated interval safety casters for hard floors or encased levelling glides, wear resistant fabric or easy clean vinyl upholstery.



64 - WIPE DOWN

Furniture designed for dry food manufacturers, hospitals and forensic labs requiring regular and immediate clean up of dust,dirt or powder. Upholstery of any kind is unacceptable here. Features include comfortable Black self-skinned polyurethane seats and backs, chip/corroionn/humidity resistant pneumatic lift cylinders and frames,safety casters or glides. Some "Wipe Down" products may also be available with ESD.

FABRIC APPLICATION GRID

| APPLICATION | FABRIC/VINYL |
|------------------------|--|
| 50 - Industrial | <p>Grade 1 (fabric): Terrace, Waterfall</p> <p>Grade 2 (fabric): Imprint</p> <p>Grade 2 (vinyl): Allante FFree, Luxhide, MorCare™ Collection (Abbey, Arc, Aristo, Cinema, Nomad, Verve, Vitality)</p> |
| Wipe Down - 64 | No upholstery required, seats are molded self-skinned urethane (SSU) foam. |

9

INDUSTRIAL SEATING



model 3212-50 (3N)

model 3288-50 (3N)



50 - Industrial
Designed for heavy duty environments found in factories, assembly lines and dispatch offices. See page 416 for available fabrics.


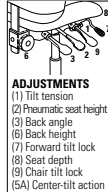

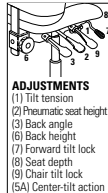

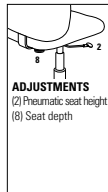
* Images shown are for illustration purposes only.


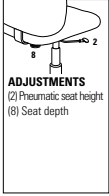

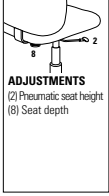

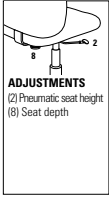

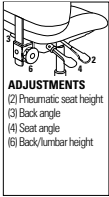

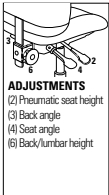
STANDARD FEATURES



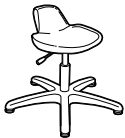

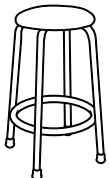
- *Industrial models have a chrome back upright.
- Granada models feature a molded seat and contoured back with enhanced lumbar support.
- Standard with adjustable height T-arms with curved urethane armcaps (3N) in Black Only.
- Chrome chip/corrosion/humidity resistant pneumatic lift cylinders and frames.
- Chairs have a 5" chrome pneumatic cylinder, stools have a 10" chrome pneumatic cylinder.
- All chairs and stools have chrome back uprights.
- Clear protective back bumper (full surround) is standard on all models.
- Standard with a five-legged, heavy duty molded base in Black.
- C10R casters are standard on Granada models and Minotaur stools.
- Minotaur models are standard with a five-legged, heavy duty base with metal hub and C7R casters.
- Heavy Duty Bench Stools are standard with non-slip rubber glides.
- Check textile availability prior to specifying upholstery material.

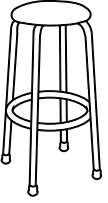




OPTIONAL FEATURES


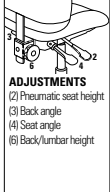



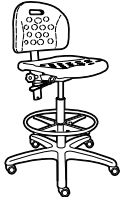
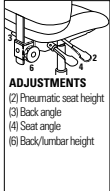



- See back of this section for additional arm or caster options.
- Optional casters may be priced higher than the standard casters for your chair and the difference will be charged. Lower priced optional casters will not be credited.

| DESCRIPTION | FEATURES | MODEL# | STANDARD TEXTILE GRADES | | | | | | | | | | | |
|--|--|---|---------------------------|-------|---------|------------------------|------|-----------|------------------------|---|---|----|----|----|
| | | | 1 | 2 | 3 | 4 | 5 | 6 | 7 | 8 | 9 | 10 | 11 | 12 |
|  LB Multi-Tilter COM Yardage: 1.5 Freight Class: 150 Product Weight (lbs.): 52 Cubic Feet Per Carton: 13 |  ADJUSTMENTS (1) Tilt tension (2) Pneumatic seat height (3) Back angle (6) Back height (7) Forward tilt lock (8) Seat depth (9) Chair tilt lock (5A) Center-tilt action | Granada Ergonomic Features: A, B, C, D, E, F, G, H, M, N, Q, S | 3212-50 | - | 1809 | 1855 | 1917 | 2011 | - | - | - | - | - | - |
| | | | OVERALL DIMENSIONS | | | SEAT DIMENSIONS | | | BACK DIMENSIONS | | | | | |
| | | | W | D | H | W | D | H | W | H | | | | |
| | 25.5 | 24 | 40 | 20.5 | 17-19.5 | 18-23 | 19 | 17.5-21.5 | | | | | | |
| | | | | RTA 2 | FedEx | ups | | | | | | | | |
|  HB Multi-Tilter COM Yardage: 1.75 Freight Class: 250 Product Weight (lbs.): 55 Cubic Feet Per Carton: 15.5 |  ADJUSTMENTS (1) Tilt tension (2) Pneumatic seat height (3) Back angle (6) Back height (7) Forward tilt lock (8) Seat depth (9) Chair tilt lock (5A) Center-tilt action | Granada Ergonomic Features: A, B, C, D, E, F, G, H, M, N, Q, S | 3217-50 | - | 1867 | 1931 | 2014 | 2134 | - | - | - | - | - | |
| | | | OVERALL DIMENSIONS | | | SEAT DIMENSIONS | | | BACK DIMENSIONS | | | | | |
| | | | W | D | H | W | D | H | W | H | | | | |
| | 25.5 | 24.5 | 43 | 20.5 | 17-19.5 | 18-23 | 19 | 21.5-25.5 | | | | | | |
| | | | | RTA 2 | | | | | | | | | | |
|  LB Task - Armless COM Yardage: 1.5 Freight Class: 250 Product Weight (lbs.): 32 Cubic Feet Per Carton: 13 |  ADJUSTMENTS (2) Pneumatic seat height (8) Seat depth | Granada Ergonomic Features: C, E, M, N | 3254-50 | - | 1257 | 1303 | 1367 | 1462 | - | - | - | - | - | |
| | | | OVERALL DIMENSIONS | | | SEAT DIMENSIONS | | | BACK DIMENSIONS | | | | | |
| | | | W | D | H | W | D | H | W | H | | | | |
| | 20.5 | 24 | 38 | 20.5 | 17-19.5 | 17-22 | 19 | 19 | | | | | | |
| | | | | RTA 2 | FedEx | ups | | | | | | | | |

| DESCRIPTION | FEATURES | MODEL# | STANDARD TEXTILE GRADES | | | | | | | | | | | | | | | | | | | | | | | | | | | | | | | | |
|---|--|---|--|---------|-------|--------------------|---------|------|-----------------|---|---|-----------------|----|----|---------|---|------|------|------|------|---|---|---|------|------|----|------|---------|-------|----|---------|--|-------------------------------|--|--|
| | | | 1 | 2 | 3 | 4 | 5 | 6 | 7 | 8 | 9 | 10 | 11 | 12 | | | | | | | | | | | | | | | | | | | | | |
|  <p>LB Task - w/3/4N Arms COM Yardage: 1.5 Freight Class: 250 Product Weight (lbs.): 40 Cubic Feet Per Carton: 13</p> |  <p>ADJUSTMENTS (2) Pneumatic seat height (8) Seat depth</p> | <p>Granada</p> <p>Ergonomic Features: C, E, M, N</p> | <table border="1"> <tr> <td>3255-50</td> <td>-</td> <td>1439</td> <td>1485</td> <td>1552</td> <td>1641</td> <td>-</td> <td>-</td> <td>-</td> <td>-</td> <td>-</td> <td>-</td> <td>-</td> <td>-</td> </tr> </table> | | | | | | | | | | | | 3255-50 | - | 1439 | 1485 | 1552 | 1641 | - | - | - | - | - | - | - | - | | | | | | | |
| | | | 3255-50 | - | 1439 | 1485 | 1552 | 1641 | - | - | - | - | - | - | - | - | | | | | | | | | | | | | | | | | | | |
| | | | <table border="1"> <tr> <th colspan="3">OVERALL DIMENSIONS</th> <th colspan="3">SEAT DIMENSIONS</th> <th colspan="3">BACK DIMENSIONS</th> </tr> <tr> <th>W</th> <th>D</th> <th>H</th> <th>W</th> <th>D</th> <th>H</th> <th>W</th> <th colspan="2">H</th> </tr> <tr> <td>25.5</td> <td>24</td> <td>38</td> <td>20.5</td> <td>17-19.5</td> <td>17-22</td> <td>19</td> <td colspan="2">19</td> </tr> </table> | | | OVERALL DIMENSIONS | | | SEAT DIMENSIONS | | | BACK DIMENSIONS | | | W | D | H | W | D | H | W | H | | 25.5 | 24 | 38 | 20.5 | 17-19.5 | 17-22 | 19 | 19 | | <p>RTA 2</p> <p>FedEx UPS</p> | | |
| | | | OVERALL DIMENSIONS | | | SEAT DIMENSIONS | | | BACK DIMENSIONS | | | | | | | | | | | | | | | | | | | | | | | | | | |
| W | D | H | W | D | H | W | H | | | | | | | | | | | | | | | | | | | | | | | | | | | | |
| 25.5 | 24 | 38 | 20.5 | 17-19.5 | 17-22 | 19 | 19 | | | | | | | | | | | | | | | | | | | | | | | | | | | | |
|  <p>Stool Task - Armless COM Yardage: 1.5 Freight Class: 250 Product Weight (lbs.): 37 Cubic Feet Per Carton: 13</p> |  <p>ADJUSTMENTS (2) Pneumatic seat height (8) Seat depth</p> | <p>Granada</p> <p>Ergonomic Features: C, E, M, N</p> | <table border="1"> <tr> <td>3256-50</td> <td>-</td> <td>1447</td> <td>1494</td> <td>1557</td> <td>1649</td> <td>-</td> <td>-</td> <td>-</td> <td>-</td> <td>-</td> <td>-</td> <td>-</td> <td>-</td> </tr> </table> | | | | | | | | | | | | 3256-50 | - | 1447 | 1494 | 1557 | 1649 | - | - | - | - | - | - | - | - | | | | | | | |
| | | | 3256-50 | - | 1447 | 1494 | 1557 | 1649 | - | - | - | - | - | - | - | - | | | | | | | | | | | | | | | | | | | |
| | | | <table border="1"> <tr> <th colspan="3">OVERALL DIMENSIONS</th> <th colspan="3">SEAT DIMENSIONS</th> <th colspan="3">BACK DIMENSIONS</th> </tr> <tr> <th>W</th> <th>D</th> <th>H</th> <th>W</th> <th>D</th> <th>H</th> <th>W</th> <th colspan="2">H</th> </tr> <tr> <td>20.5</td> <td>24</td> <td>48</td> <td>20.5</td> <td>17.5-19</td> <td>24-34</td> <td>19</td> <td colspan="2">19</td> </tr> </table> | | | OVERALL DIMENSIONS | | | SEAT DIMENSIONS | | | BACK DIMENSIONS | | | W | D | H | W | D | H | W | H | | 20.5 | 24 | 48 | 20.5 | 17.5-19 | 24-34 | 19 | 19 | | <p>RTA 2</p> <p>FedEx UPS</p> | | |
| | | | OVERALL DIMENSIONS | | | SEAT DIMENSIONS | | | BACK DIMENSIONS | | | | | | | | | | | | | | | | | | | | | | | | | | |
| W | D | H | W | D | H | W | H | | | | | | | | | | | | | | | | | | | | | | | | | | | | |
| 20.5 | 24 | 48 | 20.5 | 17.5-19 | 24-34 | 19 | 19 | | | | | | | | | | | | | | | | | | | | | | | | | | | | |
|  <p>Stool Task - w/3/4N Arms COM Yardage: 1.5 Freight Class: 250 Product Weight (lbs.): 43 Cubic Feet Per Carton: 15.75</p> |  <p>ADJUSTMENTS (2) Pneumatic seat height (8) Seat depth</p> | <p>Granada</p> <p>Ergonomic Features: C, E, H, M, N, Q</p> | <table border="1"> <tr> <td>3257-50</td> <td>-</td> <td>1627</td> <td>1673</td> <td>1740</td> <td>1828</td> <td>-</td> <td>-</td> <td>-</td> <td>-</td> <td>-</td> <td>-</td> <td>-</td> <td>-</td> </tr> </table> | | | | | | | | | | | | 3257-50 | - | 1627 | 1673 | 1740 | 1828 | - | - | - | - | - | - | - | - | | | | | | | |
| | | | 3257-50 | - | 1627 | 1673 | 1740 | 1828 | - | - | - | - | - | - | - | - | | | | | | | | | | | | | | | | | | | |
| | | | <table border="1"> <tr> <th colspan="3">OVERALL DIMENSIONS</th> <th colspan="3">SEAT DIMENSIONS</th> <th colspan="3">BACK DIMENSIONS</th> </tr> <tr> <th>W</th> <th>D</th> <th>H</th> <th>W</th> <th>D</th> <th>H</th> <th>W</th> <th colspan="2">H</th> </tr> <tr> <td>25.5</td> <td>24</td> <td>48</td> <td>20.5</td> <td>17.5-19</td> <td>24-34</td> <td>19</td> <td colspan="2">19</td> </tr> </table> | | | OVERALL DIMENSIONS | | | SEAT DIMENSIONS | | | BACK DIMENSIONS | | | W | D | H | W | D | H | W | H | | 25.5 | 24 | 48 | 20.5 | 17.5-19 | 24-34 | 19 | 19 | | <p>RTA 2</p> | | |
| | | | OVERALL DIMENSIONS | | | SEAT DIMENSIONS | | | BACK DIMENSIONS | | | | | | | | | | | | | | | | | | | | | | | | | | |
| W | D | H | W | D | H | W | H | | | | | | | | | | | | | | | | | | | | | | | | | | | | |
| 25.5 | 24 | 48 | 20.5 | 17.5-19 | 24-34 | 19 | 19 | | | | | | | | | | | | | | | | | | | | | | | | | | | | |
|  <p>Stool Operator - Armless COM Yardage: 1.5 Freight Class: 250 Product Weight (lbs.): 44 Cubic Feet Per Carton: 13</p> |  <p>ADJUSTMENTS (2) Pneumatic seat height (3) Back angle (4) Seat angle (6) Back/lumbar height</p> | <p>Granada</p> <p>Ergonomic Features: C, D, F, G, M, N</p> | <table border="1"> <tr> <td>3278-50</td> <td>-</td> <td>1736</td> <td>1781</td> <td>1844</td> <td>1938</td> <td>-</td> <td>-</td> <td>-</td> <td>-</td> <td>-</td> <td>-</td> <td>-</td> <td>-</td> </tr> </table> | | | | | | | | | | | | 3278-50 | - | 1736 | 1781 | 1844 | 1938 | - | - | - | - | - | - | - | - | | | | | | | |
| | | | 3278-50 | - | 1736 | 1781 | 1844 | 1938 | - | - | - | - | - | - | - | - | | | | | | | | | | | | | | | | | | | |
| | | | <table border="1"> <tr> <th colspan="3">OVERALL DIMENSIONS</th> <th colspan="3">SEAT DIMENSIONS</th> <th colspan="3">BACK DIMENSIONS</th> </tr> <tr> <th>W</th> <th>D</th> <th>H</th> <th>W</th> <th>D</th> <th>H</th> <th>W</th> <th colspan="2">H</th> </tr> <tr> <td>20.5</td> <td>23.5</td> <td>48</td> <td>20.5</td> <td>17.5</td> <td>24-34</td> <td>19</td> <td colspan="2">17.5-21</td> </tr> </table> | | | OVERALL DIMENSIONS | | | SEAT DIMENSIONS | | | BACK DIMENSIONS | | | W | D | H | W | D | H | W | H | | 20.5 | 23.5 | 48 | 20.5 | 17.5 | 24-34 | 19 | 17.5-21 | | <p>RTA 2</p> <p>FedEx UPS</p> | | |
| | | | OVERALL DIMENSIONS | | | SEAT DIMENSIONS | | | BACK DIMENSIONS | | | | | | | | | | | | | | | | | | | | | | | | | | |
| W | D | H | W | D | H | W | H | | | | | | | | | | | | | | | | | | | | | | | | | | | | |
| 20.5 | 23.5 | 48 | 20.5 | 17.5 | 24-34 | 19 | 17.5-21 | | | | | | | | | | | | | | | | | | | | | | | | | | | | |
|  <p>Stool Operator - w/3/4N Arms COM Yardage: 1.5 Freight Class: 250 Product Weight (lbs.): 52 Cubic Feet Per Carton: 15.75</p> |  <p>ADJUSTMENTS (2) Pneumatic seat height (3) Back angle (4) Seat angle (6) Back/lumbar height</p> | <p>Granada</p> <p>Ergonomic Features: C, D, F, G, H, M, N, Q</p> | <table border="1"> <tr> <td>3288-50</td> <td>-</td> <td>1914</td> <td>1960</td> <td>2024</td> <td>2116</td> <td>-</td> <td>-</td> <td>-</td> <td>-</td> <td>-</td> <td>-</td> <td>-</td> <td>-</td> </tr> </table> | | | | | | | | | | | | 3288-50 | - | 1914 | 1960 | 2024 | 2116 | - | - | - | - | - | - | - | - | | | | | | | |
| | | | 3288-50 | - | 1914 | 1960 | 2024 | 2116 | - | - | - | - | - | - | - | - | | | | | | | | | | | | | | | | | | | |
| | | | <table border="1"> <tr> <th colspan="3">OVERALL DIMENSIONS</th> <th colspan="3">SEAT DIMENSIONS</th> <th colspan="3">BACK DIMENSIONS</th> </tr> <tr> <th>W</th> <th>D</th> <th>H</th> <th>W</th> <th>D</th> <th>H</th> <th>W</th> <th colspan="2">H</th> </tr> <tr> <td>25.5</td> <td>23.5</td> <td>48</td> <td>20.5</td> <td>17.5</td> <td>24-34</td> <td>19</td> <td colspan="2">17.5-21</td> </tr> </table> | | | OVERALL DIMENSIONS | | | SEAT DIMENSIONS | | | BACK DIMENSIONS | | | W | D | H | W | D | H | W | H | | 25.5 | 23.5 | 48 | 20.5 | 17.5 | 24-34 | 19 | 17.5-21 | | <p>RTA 2</p> | | |
| | | | OVERALL DIMENSIONS | | | SEAT DIMENSIONS | | | BACK DIMENSIONS | | | | | | | | | | | | | | | | | | | | | | | | | | |
| W | D | H | W | D | H | W | H | | | | | | | | | | | | | | | | | | | | | | | | | | | | |
| 25.5 | 23.5 | 48 | 20.5 | 17.5 | 24-34 | 19 | 17.5-21 | | | | | | | | | | | | | | | | | | | | | | | | | | | | |

| DESCRIPTION | FEATURES | MODEL# | STANDARD TEXTILE GRADES | | | | | | | | | | | |
|--|---|------------------------------------|-------------------------|------|---------------------------------|-----|-----------|-------------------------------|---|---|---|----|----|----|
| | | | 1 | 2 | 3 | 4 | 5 | 6 | 7 | 8 | 9 | 10 | 11 | 12 |
|  <p>Minotaur - Work Stool COM Yardage: 0.75 Freight Class: 300 Product Weight (lbs.): 14 Cubic Feet Per Carton: 9.75</p> | 5" Pneumatic Ergonomic Features: C | 9602-50 | - | 664 | 689 | 722 | 763 | - | - | - | - | - | - | |
| | | OVERALL DIMENSIONS W D H | | | SEAT DIMENSIONS W D H | | | BACK DIMENSIONS W H | | | | | | |
| | | 14 | 14 | 17.5 | 14 | - | 15-20 | - | - | | | | | |
| | | RTA 00 FedEx UPS | | | | | | | | | | | | |
|  <p>Minotaur - Work Stool COM Yardage: 0.75 Freight Class: 300 Product Weight (lbs.): 16 Cubic Feet Per Carton: 13</p> | 10" Pneumatic Ergonomic Features: C | 9604-50 | - | 756 | 781 | 814 | 855 | - | - | - | - | - | | |
| | | OVERALL DIMENSIONS W D H | | | SEAT DIMENSIONS W D H | | | BACK DIMENSIONS W H | | | | | | |
| | | 14 | 14 | 26.5 | 14 | - | 21.5-31.5 | - | - | | | | | |
| | | RTA 00 FedEx UPS | | | | | | | | | | | | |
|  <p>Minotaur - Work Stool COM Yardage: N/A Freight Class: 300 Product Weight (lbs.): 16 Cubic Feet Per Carton: 13</p> | 5" Pneumatic Ergonomic Features: C | 9611-50 | 949 | - | - | - | - | - | - | - | - | - | | |
| | | OVERALL DIMENSIONS W D H | | | SEAT DIMENSIONS W D H | | | BACK DIMENSIONS W H | | | | | | |
| | | 14 | 14 | 24.5 | 14 | - | 15-20 | - | - | | | | | |
| | | RTA 00 FedEx UPS | | | | | | | | | | | | |
|  <p>Minotaur - Work Stool COM Yardage: N/A Freight Class: 300 Product Weight (lbs.): 18 Cubic Feet Per Carton: 13</p> | 10" Pneumatic Ergonomic Features: C | 9612-50 | 1016 | - | - | - | - | - | - | - | - | - | | |
| | | OVERALL DIMENSIONS W D H | | | SEAT DIMENSIONS W D H | | | BACK DIMENSIONS W H | | | | | | |
| | | 14 | 14 | 31 | 14 | - | 21.5-31.5 | - | - | | | | | |
| | | RTA 00 FedEx UPS | | | | | | | | | | | | |
|  <p>Minotaur - Heavy Duty Work Stool COM Yardage: N/A Freight Class: 300 Product Weight (lbs.): 18 Cubic Feet Per Carton: 13</p> | | 9624-50 | - | 521 | 546 | 579 | 620 | - | - | - | - | - | | |
| | | OVERALL DIMENSIONS W D H | | | SEAT DIMENSIONS W D H | | | BACK DIMENSIONS W H | | | | | | |
| | | 14 | 14 | 27.5 | 14 | - | 27.5 | - | - | | | | | |
| | | RTA 00 FedEx UPS | | | | | | | | | | | | |

| DESCRIPTION | FEATURES | MODEL# | STANDARD TEXTILE GRADES | | | | | | | | | | | |
|--|--|---------|-------------------------|-------|------|-----------------|---------|-----------|-----------------|---------|---|----|----|----|
| | | | 1 | 2 | 3 | 4 | 5 | 6 | 7 | 8 | 9 | 10 | 11 | 12 |
|  <p>Minotaur - Heavy Duty Work Stool COM Yardage: 0.75 Freight Class: 250 Product Weight (lbs.): 19 Cubic Feet Per Carton: 5.5</p> | | 9632-50 | - | 562 | 587 | 620 | 662 | - | - | - | - | - | - | - |
| | | | OVERALL DIMENSIONS | | | SEAT DIMENSIONS | | | BACK DIMENSIONS | | | | | |
| | | | W | D | H | W | D | H | W | H | | | | |
| | | | 16 | 16 | 32.5 | 14 | - | 32.5 | - | - | | | | |
| | | RTA 00 | | FedEx | | ups | | | | | | | | |
|  <p>Minotaur - Work Stool Task COM Yardage: N/A Freight Class: 250 Product Weight (lbs.): 26 Cubic Feet Per Carton: 13</p> | 5" Pneumatic Ergonomic Features: C, E | 9662-50 | 1085 | - | - | - | - | - | - | - | - | - | - | - |
| | | | OVERALL DIMENSIONS | | | SEAT DIMENSIONS | | | BACK DIMENSIONS | | | | | |
| | | | W | D | H | W | D | H | W | H | | | | |
| | | | 18 | 21 | 32 | 18 | 16.5-19 | 14-19 | 16.5 | 16 | | | | |
| | | RTA 2 | | FedEx | | ups | | | | | | | | |
|  <p>Minotaur - Work Stool Task COM Yardage: N/A Freight Class: 250 Product Weight (lbs.): 33 Cubic Feet Per Carton: 13</p> | 10" Pneumatic Ergonomic Features: C, E | 9663-50 | 1291 | - | - | - | - | - | - | - | - | - | - | |
| | | | OVERALL DIMENSIONS | | | SEAT DIMENSIONS | | | BACK DIMENSIONS | | | | | |
| | | | W | D | H | W | D | H | W | H | | | | |
| | | | 18 | 20.5 | 42 | 18 | 16.5-19 | 20-30 | 16.5 | 16.5 | | | | |
| | | RTA 2 | | FedEx | | ups | | | | | | | | |
|  <p>Minotaur - Stool Posture Task COM Yardage: N/A Freight Class: 250 Product Weight (lbs.): 30 Cubic Feet Per Carton: 13</p> | 5" Pneumatic Ergonomic Features: C, D | 9664-50 | 1223 | - | - | - | - | - | - | - | - | - | - | |
| | | | OVERALL DIMENSIONS | | | SEAT DIMENSIONS | | | BACK DIMENSIONS | | | | | |
| | | | W | D | H | W | D | H | W | H | | | | |
| | | | 18 | 20 | 32 | 18 | 16 | 14-19 | 16.5 | 12.5-19 | | | | |
| | | RTA 2 | | FedEx | | ups | | | | | | | | |
|  <p>Minotaur - Stool Posture Task COM Yardage: N/A Freight Class: 250 Product Weight (lbs.): 33 Cubic Feet Per Carton: 13</p> | 10" Pneumatic Ergonomic Features: C, D | 9665-50 | 1427 | - | - | - | - | - | - | - | - | - | - | |
| | | | OVERALL DIMENSIONS | | | SEAT DIMENSIONS | | | BACK DIMENSIONS | | | | | |
| | | | W | D | H | W | D | H | W | H | | | | |
| | | | 18 | 20 | 42 | 39 | 16 | 20.5-30.5 | 16.5 | 12.5-19 | | | | |
| | | RTA 2 | | FedEx | | ups | | | | | | | | |

| DESCRIPTION | FEATURES | MODEL# | STANDARD TEXTILE GRADES | | | | | | | | | | | |
|---|--|---|-------------------------|----------|------------------------|----------|----------|------------------------|----------|---|---|----|----|----|
| | | | 1 | 2 | 3 | 4 | 5 | 6 | 7 | 8 | 9 | 10 | 11 | 12 |
|  <p>Minotaur - Stool Operator COM Yardage: N/A Freight Class: 250 Product Weight (lbs.): 34 Cubic Feet Per Carton: 13</p> |  <p>ADJUSTMENTS (2) Pneumatic seat height (3) Back angle (4) Seat angle (6) Back/lumbar height</p> | 9666-50 | 1411 | - | - | - | - | - | - | - | - | - | - | - |
| | | OVERALL DIMENSIONS | | | SEAT DIMENSIONS | | | BACK DIMENSIONS | | | | | | |
| | | W | D | H | W | D | H | W | H | | | | | |
| | | 18 | 20.5 | 32 | 18 | 17 | 15-20 | 16.5 | 12.5-19 | | | | | |
| | |    | | | | | | | | | | | | |
|  <p>Minotaur - Stool Operator COM Yardage: N/A Freight Class: 250 Product Weight (lbs.): 35 Cubic Feet Per Carton: 13</p> |  <p>ADJUSTMENTS (2) Pneumatic seat height (3) Back angle (4) Seat angle (6) Back/lumbar height</p> | 9667-50 | 1618 | - | - | - | - | - | - | - | - | - | - | |
| | | OVERALL DIMENSIONS | | | SEAT DIMENSIONS | | | BACK DIMENSIONS | | | | | | |
| | | W | D | H | W | D | H | W | H | | | | | |
| | | 18 | 20.5 | 42 | 18 | 17 | 21-31 | 16.5 | 12.5-19 | | | | | |
| | |    | | | | | | | | | | | | |

WIPE DOWN - SEATING



model 9632-64



model 9667-64



64 - Wipe Down
Furniture designed for dry food manufacturers, hospitals and forensic labs requiring regular and immediate clean up of dust, dirt or powder.









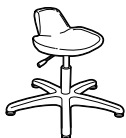



* Images shown are for illustration purposes only.


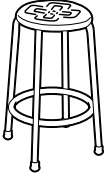
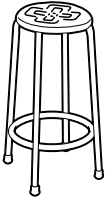

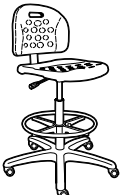
STANDARD FEATURES


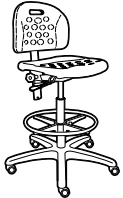

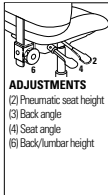
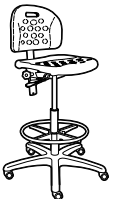
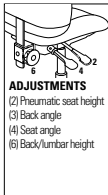
- *Wipe Down models have a black pneumatic cylinder.
- Minotaur Wipe Down models have comfortable Black, self-skinned polyurethane seats and backs.
- Chip/corrosion/humidity resistant pneumatic lift cylinders and frames.
- Stools have a 5" or 10" black pneumatic cylinder.
- All chairs have a chrome back upright.
- Standard with a five-legged, heavy duty molded base in Black.
- No arms are available for any work stools.
- All Bench Stools have chrome frames.
- Work Stools are shipped fully set-up.

OPTIONAL FEATURES

- Work stools are available with optional **C5** casters at no charge. Please Specify.
- See back of this section for additional arm or caster options.
- Optional casters may be priced higher than the standard casters for your chair and the difference will be charged. Lower priced optional casters will not be credited

| DESCRIPTION | FEATURES | MODEL# | STANDARD TEXTILE GRADES | | | | | | | | | | | | |
|--|---|---------------------------|---|---|---|----------|-----------|------------------------|----------|---|---|----|----|----|--|
| | | | 1 | 2 | 3 | 4 | 5 | 6 | 7 | 8 | 9 | 10 | 11 | 12 | |
|  <p>Minotaur - Work Stool COM Yardage: N/A Freight Class: 250 Product Weight (lbs.): 14 Cubic Feet Per Carton: 6.5</p> | 5" Pneumatic Ergonomic Features: C | 9602-64 | \$685 | - | - | - | - | - | - | - | - | - | - | - | |
| | | OVERALL DIMENSIONS | | | SEAT DIMENSIONS | | | BACK DIMENSIONS | | | | | | | |
| | | W | D | H | W | D | H | W | H | | | | | | |
| | | 14 | 14 | 17.5 | 14 | - | 15-20 | - | - | | | | | | |
| | | |  |  |  | | | | | | | | | | |
|  <p>Minotaur - Work Stool COM Yardage: N/A Freight Class: 250 Product Weight (lbs.): 16 Cubic Feet Per Carton: 6.5</p> | 10" Pneumatic Ergonomic Features: C | 9604-64 | \$756 | - | - | - | - | - | - | - | - | - | - | - | |
| | | OVERALL DIMENSIONS | | | SEAT DIMENSIONS | | | BACK DIMENSIONS | | | | | | | |
| | | W | D | H | W | D | H | W | H | | | | | | |
| | | 14 | 14 | 26.5 | 14 | - | 21.5-31.5 | - | - | | | | | | |
| | | |  |  |  | | | | | | | | | | |
|  <p>Minotaur - Work Stool COM Yardage: N/A Freight Class: 250 Product Weight (lbs.): 16 Cubic Feet Per Carton: 6.5</p> | 5" Pneumatic Ergonomic Features: C | 9611-64 | \$825 | - | - | - | - | - | - | - | - | - | - | - | |
| | | OVERALL DIMENSIONS | | | SEAT DIMENSIONS | | | BACK DIMENSIONS | | | | | | | |
| | | W | D | H | W | D | H | W | H | | | | | | |
| | | 14 | 14 | 24.5 | 14 | - | 15-20 | - | - | | | | | | |
| | | |  |  |  | | | | | | | | | | |

| DESCRIPTION | FEATURES | MODEL# | STANDARD TEXTILE GRADES | | | | | | | | | | | |
|--|--|---|-------------------------|------|--|---------|-----------|--|------|---|---|----|----|----|
| | | | 1 | 2 | 3 | 4 | 5 | 6 | 7 | 8 | 9 | 10 | 11 | 12 |
|  <p>Minotaur - Work Stool COM Yardage: N/A Freight Class: 250 Product Weight (lbs.): 18 Cubic Feet Per Carton: 8.25</p> | <p>10" Pneumatic</p> <p>Ergonomic Features: C</p> | 9612-64 | \$891 | - | - | - | - | - | - | - | - | - | - | - |
| | | <p>OVERALL DIMENSIONS</p> <p>W D H</p> | | | <p>SEAT DIMENSIONS</p> <p>W D H</p> | | | <p>BACK DIMENSIONS</p> <p>W H</p> | | | | | | |
| | | 14 | 14 | 31 | 14 | - | 21.5-31.5 | - | - | | | | | |
| | | <p>RTA 00</p> | | | <p>FedEx ups</p> | | | | | | | | | |
|  <p>Minotaur - Heavy Duty Work Stool COM Yardage: N/A Freight Class: 250 Product Weight (lbs.): 17 Cubic Feet Per Carton: 5.5</p> | | 9624-64 | \$685 | - | - | - | - | - | - | - | - | - | - | |
| | | <p>OVERALL DIMENSIONS</p> <p>W D H</p> | | | <p>SEAT DIMENSIONS</p> <p>W D H</p> | | | <p>BACK DIMENSIONS</p> <p>W H</p> | | | | | | |
| | | 16 | 16 | 27.5 | 14 | - | 27.5 | - | - | | | | | |
| | | <p>RTA 00</p> | | | <p>FedEx ups</p> | | | | | | | | | |
|  <p>Minotaur - Heavy Duty Work Stool COM Yardage: N/A Freight Class: 250 Product Weight (lbs.): 19 Cubic Feet Per Carton: 5.5</p> | | 9632-64 | \$715 | - | - | - | - | - | - | - | - | - | - | |
| | | <p>OVERALL DIMENSIONS</p> <p>W D H</p> | | | <p>SEAT DIMENSIONS</p> <p>W D H</p> | | | <p>BACK DIMENSIONS</p> <p>W H</p> | | | | | | |
| | | 16 | 16 | 32.5 | 14 | - | 32.5 | - | - | | | | | |
| | | <p>RTA 00</p> | | | <p>FedEx ups</p> | | | | | | | | | |
|  <p>Minotaur - Work Stool Task COM Yardage: N/A Freight Class: 250 Product Weight (lbs.): 26 Cubic Feet Per Carton: 13</p> | <p>5" Pneumatic</p> <p>Ergonomic Features: C, E</p> | 9662-64 | \$962 | - | - | - | - | - | - | - | - | - | - | |
| | | <p>OVERALL DIMENSIONS</p> <p>W D H</p> | | | <p>SEAT DIMENSIONS</p> <p>W D H</p> | | | <p>BACK DIMENSIONS</p> <p>W H</p> | | | | | | |
| | | 18 | 21 | 32 | 18 | 16.5-19 | 14-19 | 16.5 | 16 | | | | | |
| | | <p>RTA 00</p> | | | <p>FedEx ups</p> | | | | | | | | | |
|  <p>Minotaur - Work Stool Task COM Yardage: N/A Freight Class: 250 Product Weight (lbs.): 33 Cubic Feet Per Carton: 13</p> | <p>10" Pneumatic</p> <p>Ergonomic Features: C, E</p> | 9663-64 | \$1166 | - | - | - | - | - | - | - | - | - | - | |
| | | <p>OVERALL DIMENSIONS</p> <p>W D H</p> | | | <p>SEAT DIMENSIONS</p> <p>W D H</p> | | | <p>BACK DIMENSIONS</p> <p>W H</p> | | | | | | |
| | | 18 | 20.5 | 42 | 18 | 16.5-19 | 20-30 | 16.5 | 16.5 | | | | | |
| | | <p>RTA 00</p> | | | <p>FedEx ups</p> | | | | | | | | | |

| DESCRIPTION | FEATURES | MODEL# | STANDARD TEXTILE GRADES | | | | | | | | | | | |
|---|--|-----------------------|------------------------------------|------|----|---------------------------------|----|-----------|-------------------------------|---------|---|----|----|----|
| | | | 1 | 2 | 3 | 4 | 5 | 6 | 7 | 8 | 9 | 10 | 11 | 12 |
|  Minotaur - Stool Posture Task COM Yardage: N/A Freight Class: 250 Product Weight (lbs.): 30 Cubic Feet Per Carton: 13 | 5" Pneumatic Ergonomic Features: C, D | 9664-64 \$1098 | - | - | - | - | - | - | - | - | - | - | - | |
| | | | OVERALL DIMENSIONS W D H | | | SEAT DIMENSIONS W D H | | | BACK DIMENSIONS W H | | | | | |
| | | | 18 | 20 | 32 | 18 | 16 | 14-19 | 16.5 | 12.5-19 | | | | |
| | | | RTA 2 FedEx UPS | | | | | | | | | | | |
|  Minotaur - Stool Posture Task COM Yardage: N/A Freight Class: 250 Product Weight (lbs.): 33 Cubic Feet Per Carton: 13 | 10" Pneumatic Ergonomic Features: C, D | 9665-64 \$1302 | - | - | - | - | - | - | - | - | - | - | | |
| | | | OVERALL DIMENSIONS W D H | | | SEAT DIMENSIONS W D H | | | BACK DIMENSIONS W H | | | | | |
| | | | 18 | 20 | 42 | 18 | 16 | 20.5-30.5 | 16.5 | 12.5-19 | | | | |
| | | | RTA 2 FedEx UPS | | | | | | | | | | | |
|  Minotaur - Stool Operator COM Yardage: N/A Freight Class: 250 Product Weight (lbs.): 34 Cubic Feet Per Carton: 13 |  ADJUSTMENTS (2) Pneumatic seat height (3) Back angle (4) Seat angle (6) Back/lumbar height | 9666-64 \$1291 | - | - | - | - | - | - | - | - | - | - | | |
| | | | OVERALL DIMENSIONS W D H | | | SEAT DIMENSIONS W D H | | | BACK DIMENSIONS W H | | | | | |
| | | | 18 | 20.5 | 32 | 18 | 17 | 15-20 | 16.5 | 12.5-19 | | | | |
| | | | RTA 2 FedEx UPS | | | | | | | | | | | |
|  Minotaur - Stool Operator COM Yardage: N/A Freight Class: 250 Product Weight (lbs.): 35 Cubic Feet Per Carton: 13 |  ADJUSTMENTS (2) Pneumatic seat height (3) Back angle (4) Seat angle (6) Back/lumbar height | 9667-64 \$1496 | - | - | - | - | - | - | - | - | - | - | | |
| | | | OVERALL DIMENSIONS W D H | | | SEAT DIMENSIONS W D H | | | BACK DIMENSIONS W H | | | | | |
| | | | 18 | 20.5 | 42 | 18 | 17 | 21-31 | 16.5 | 12.5-19 | | | | |
| | | | RTA 2 FedEx UPS | | | | | | | | | | | |

ACADEMIC REPLACEMENT ARMS

(For Task Seating models ONLY)
 Arms other than those provided as standard on your chair.
 Refer to chart below for availability by series.

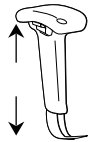
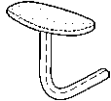
| | STD | AL | F | O | OJ | TD | ZH | 3N | 4J | 4M | 4T | GL |
|----------------|-----|----|-----|----|-----|----|----|-----|-----|----|----|----|
| GOAL | 3N | NR | NR | 42 | 106 | 42 | NR | STD | 139 | 77 | 77 | NR |
| GRANADA | 3N | 83 | 201 | 42 | 106 | 42 | 0 | STD | 139 | 77 | 77 | 77 |

\$0 = AVAILABLE AT NO ADDITIONAL CHARGE

NR = OPTION NOT RECOMMENDED

INDUSTRIAL REPLACEMENT ARMS

Optional arms for INDUSTRIAL and ESD seating ONLY.

| | | | | |
|--|--------------------------------------|-------------|------------------------|----------------------|
|  <p>3N</p> | Industrial Seating Series | Options | *Replacement Arm Price | **Optional Arm Price |
| | Adjustable height T-arm, Curved | urethane | STD | \$228 |
|  <p>2Z</p> | Industrial Seating Series | Options | *Replacement Arm Price | **Optional Arm Price |
| | Fixed height T-arm, Kidney Shaped | upholstered | STD (ESD Models) | \$115 |

Notes:

* Use this column to select another arm other than the one provided on your chair.

** Use this column to select arms for a chair that doesn't come with arms.

INDUSTRIAL CASTER SELECTIONS SPECIALTY



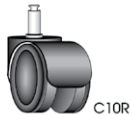
| | | | | | |
|-----------|-------------------|----------------------------|------------|--------|-------------|
| C5 | Large Ball Caster | Chrome Hood/ Black Ball | Hard Floor | 1 each | \$23 |
|-----------|-------------------|----------------------------|------------|--------|-------------|

Available as a substitute for C56 glides on Wipe Down Work stools at no charge.



| | | | | | |
|------------|---------------|--|---------------------------|--------|-------------|
| C7R | Slipper Glide | | All surface except ESD | 1 each | \$25 |
|------------|---------------|--|---------------------------|--------|-------------|

Standard on Industrial and Wipe Down Minotaur Work stools.



| | | | | | |
|-------------|---|-------|----------------------------------|--------|-------------|
| C10R | Integrated Dual Wheel Rubber Coated Caster | Black | Vinyl, Marble, Hardwood Floor | 1 each | \$44 |
|-------------|---|-------|----------------------------------|--------|-------------|

Standard on Industrial , Wipe Down Minotaur stools and Granada models



| | | | | | |
|-------------|---|--|---------------------|--------|-------------|
| C39R | Dual Wheel, Hard Floor Safety Caster w/Interval Brake | Galvanized Steel Axle w/Chrome Plated Hood Zinc die cast frame) | Hard Floor Surfaces | 1 each | \$69 |
|-------------|---|--|---------------------|--------|-------------|

Standard on Industrial chairs and stools. Weight activated release brake helps to prevent chair from moving when not in use.



| | | | | | |
|-------------|---------------------------------------|-------|----------------------------|--------|-------------|
| C65R | 2" Dual Wheel Rubber Coated Caster | Black | All surfaces except ESD | 1 each | \$37 |
|-------------|---------------------------------------|-------|----------------------------|--------|-------------|

INDUSTRIAL CASTERS NOTES:

- Prices listed for Industrial Casters are upcharges when substituted on Industrial chair orders.
- Industrial Casters are not suitable for use on standard Global seating products.
- All casters are not appropriate for all flooring surfaces. Please consult with your Sales Representative or Global Customer Care for special situations that can be verified with the caster manufacturer. Alternate casters, if needed, may require an upcharge.

PLEASE SPECIFY ALL SUBSTITUTIONS AND OPTIONS.