


specialty

Industrial Seating 417

Industrial Wipe Down 422

Academic Arms + Casters 425



EXPLANATION OF VARIOUS INDUSTRIAL APPLICATIONS

This section presents only some of the possibilities that are available.
Please contact your Sales Representative for additional information.



50 - INDUSTRIAL

Designed for heavier duty intensive environments such as those found in factories, assembly lines and dispatch offices. Seating features durable components including heavy gauge steel construction, chromed chip/corrosion/humidity resistant pneumatic lift cylinders and frames, heavy duty bases, weight activated interval safety casters for hard floors or encased levelling glides, wear resistant fabric or easy clean vinyl upholstery.



64 - WIPE DOWN

Furniture designed for dry food manufacturers, hospitals and forensic labs requiring regular and immediate clean up of dust,dirt or powder. Upholstery of any kind is unacceptable here. Features include comfortable Black self-skinned polyurethane seats and backs, chip/corroionn/humidity resistant pneumatic lift cylinders and frames,safety casters or glides. Some “Wipe Down” products may also be available with ESD.

FABRIC APPLICATION GRID

APPLICATION	FABRIC/VINYL
50 - Industrial	Grade 1 (fabric): Terrace, Waterfall Grade 2 (fabric): Imprint Grade 2 (vinyl): Allante FFree, Luxhide, MorCare™ Collection (Abbey, Arc, Aristo, Cinema, Nomad, Verve, Vitality)
Wipe Down - 64	No upholstery required, seats are molded self-skinned urethane (SSU) foam.

9

INDUSTRIAL SEATING



model 3212-50 (3N) model 3288-50 (3N)

* Images shown are for illustration purposes only.




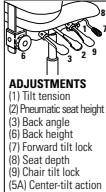

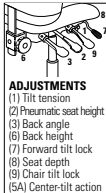

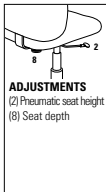
50 - Industrial
Designed for heavy duty environments found in factories, assembly lines and dispatch offices. See page 416 for available fabrics.


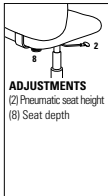



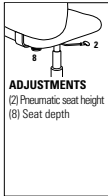



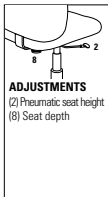

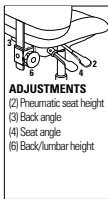



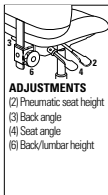
STANDARD FEATURES





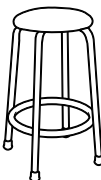
- *Industrial models have a chrome back upright.
- Granada models feature a molded seat and contoured back with enhanced lumbar support.
- Standard with adjustable height T-arms with curved urethane armcaps (3N) in Black Only.
- Chrome chip/corrosion/humidity resistant pneumatic lift cylinders and frames.
- Chairs have a 5" chrome pneumatic cylinder, stools have a 10" chrome pneumatic cylinder.
- All chairs and stools have chrome back uprights.
- Clear protective back bumper (full surround) is standard on all models.
- Standard with a five-legged, heavy duty molded base in Black.
- **C10R** casters are standard on Granada models and Minotaur stools.
- Minotaur models are standard with a five-legged, heavy duty base with metal hub and **C7R** casters.
- Heavy Duty Bench Stools are standard with non-slip rubber glides.
- Check textile availability prior to specifying upholstery material.

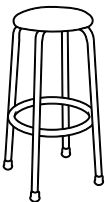
OPTIONAL FEATURES


- See back of this section for additional arm or caster options.
- Optional casters may be priced higher than the standard casters for your chair and the difference will be charged. Lower priced optional casters will not be credited.


DESCRIPTION	FEATURES	MODEL#	STANDARD TEXTILE GRADES												
 LB Multi-Tilter COM Yardage: 1.5 Freight Class: 150 Product Weight (lbs.): 52 Cubic Feet Per Carton: 13	 ADJUSTMENTS (1) Tilt tension (2) Pneumatic seat height (3) Back angle (6) Back height (7) Forward tilt lock (8) Seat depth (9) Chair tilt lock (5A) Center-tilt action	3212-50	1	2	3	4	5	6	7	8	9	10	11	12	
			-	1909	1958	2023	2123	-	-	-	-	-	-	-	
		OVERALL DIMENSIONS			SEAT DIMENSIONS			BACK DIMENSIONS							
		W	D	H	W	D	H	W		H					
		25.5	24	40	20.5	17-19.5	18-23	19		17.5-21.5					
	Granada	Ergonomic Features: A, B, C, D, E, F, G, H, M, N, Q, S	RTA 2	FedEx			ups								
 HB Multi-Tilter COM Yardage: 1.75 Freight Class: 250 Product Weight (lbs.): 55 Cubic Feet Per Carton: 15.5	 ADJUSTMENTS (1) Tilt tension (2) Pneumatic seat height (3) Back angle (6) Back height (7) Forward tilt lock (8) Seat depth (9) Chair tilt lock (5A) Center-tilt action	3217-50	1	2	3	4	5	6	7	8	9	10	11	12	
			-	1970	2038	2126	2252	-	-	-	-	-	-	-	
		OVERALL DIMENSIONS			SEAT DIMENSIONS			BACK DIMENSIONS							
		W	D	H	W	D	H	W		H					
		25.5	24.5	43	20.5	17-19.5	18-23	19		21.5-25.5					
	Granada	Ergonomic Features: A, B, C, D, E, F, G, H, M, N, Q, S	RTA 2	FedEx			ups								
 LB Task - Armless COM Yardage: 1.5 Freight Class: 250 Product Weight (lbs.): 32 Cubic Feet Per Carton: 13	 ADJUSTMENTS (2) Pneumatic seat height (8) Seat depth	3254-50	1	2	3	4	5	6	7	8	9	10	11	12	
			-	1327	1376	1444	1544	-	-	-	-	-	-	-	
		OVERALL DIMENSIONS			SEAT DIMENSIONS			BACK DIMENSIONS							
		W	D	H	W	D	H	W		H					
		20.5	24	38	20.5	17-19.5	17-22	19		19					
	Granada	Ergonomic Features: C, E, M, N	RTA 2	FedEx			ups								


DESCRIPTION	FEATURES	MODEL#	STANDARD TEXTILE GRADES											
 LB Task - w/3N Arms COM Yardage: 1.5 Freight Class: 250 Product Weight (lbs.): 40 Cubic Feet Per Carton: 13	 ADJUSTMENTS (2) Pneumatic seat height (8) Seat depth	Granada Ergonomic Features: C, E, M, N												
			OVERALL DIMENSIONS			SEAT DIMENSIONS			BACK DIMENSIONS					
			W	D	H	W	D	H	W	H				
			25.5	24	38	20.5	17-19.5	17-22	19	19				
			RTA 2											
 Stool Task - Armless COM Yardage: 1.5 Freight Class: 250 Product Weight (lbs.): 37 Cubic Feet Per Carton: 13	 ADJUSTMENTS (2) Pneumatic seat height (8) Seat depth	Granada Ergonomic Features: C, E, M, N												
			OVERALL DIMENSIONS			SEAT DIMENSIONS			BACK DIMENSIONS					
			W	D	H	W	D	H	W	H				
			20.5	24	48	20.5	17.5-19	24-34	19	19				
			RTA 2											
 Stool Task - w/3N Arms COM Yardage: 1.5 Freight Class: 250 Product Weight (lbs.): 43 Cubic Feet Per Carton: 15.75	 ADJUSTMENTS (2) Pneumatic seat height (8) Seat depth	Granada Ergonomic Features: C, E, H, M, N, Q												
			OVERALL DIMENSIONS			SEAT DIMENSIONS			BACK DIMENSIONS					
			W	D	H	W	D	H	W	H				
			25.5	24	48	20.5	17.5-19	24-34	19	19				
			RTA 2											
 Stool Operator - Armless COM Yardage: 1.5 Freight Class: 250 Product Weight (lbs.): 44 Cubic Feet Per Carton: 13	 ADJUSTMENTS (2) Pneumatic seat height (3) Back angle (4) Seat angle (6) Back/lumbar height	Granada Ergonomic Features: C, D, F, G, M, N												
			OVERALL DIMENSIONS			SEAT DIMENSIONS			BACK DIMENSIONS					
			W	D	H	W	D	H	W	H				
			20.5	23.5	48	20.5	17.5	24-34	19	17.5-21				
			RTA 2											
 Stool Operator - w/3N Arms COM Yardage: 1.5 Freight Class: 250 Product Weight (lbs.): 52 Cubic Feet Per Carton: 15.75	 ADJUSTMENTS (2) Pneumatic seat height (3) Back angle (4) Seat angle (6) Back/lumbar height	Granada Ergonomic Features: C, D, F, G, H, M, N, Q												
			OVERALL DIMENSIONS			SEAT DIMENSIONS			BACK DIMENSIONS					
			W	D	H	W	D	H	W	H				
			25.5	23.5	48	20.5	17.5	24-34	19	17.5-21				
			RTA 2											


DESCRIPTION		FEATURES	MODEL#	STANDARD TEXTILE GRADES											
	Minotaur - Work Stool COM Yardage: 0.75 Freight Class: 300 Product Weight (lbs.): 19 Cubic Feet Per Carton: 14.5	5" Pneumatic Ergonomic Features: C		1	2	3	4	5	6	7	8	9	10	11	12
			9602-50	-	701	728	763	806	-	-	-	-	-	-	-
			OVERALL DIMENSIONS			SEAT DIMENSIONS			BACK DIMENSIONS						
			W	D	H	W	D	H	W	H					
			14	14	17.5	14	-	15-20	-	-					
			RTA 00	FedEx		ups									
	Minotaur - Work Stool COM Yardage: 0.75 Freight Class: 300 Product Weight (lbs.): 21 Cubic Feet Per Carton: 14.5	10" Pneumatic Ergonomic Features: C		1	2	3	4	5	6	7	8	9	10	11	12
			9604-50	-	798	825	860	903	-	-	-	-	-	-	-
			OVERALL DIMENSIONS			SEAT DIMENSIONS			BACK DIMENSIONS						
			W	D	H	W	D	H	W	H					
			14	14	26.5	14	-	21.5-31.5	-	-					
			RTA 00	FedEx		ups									
	Minotaur - Work Stool COM Yardage: N/A Freight Class: 300 Product Weight (lbs.): 16 Cubic Feet Per Carton: 13	5" Pneumatic Ergonomic Features: C		1	2	3	4	5	6	7	8	9	10	11	12
			9611-50	1002	-	-	-	-	-	-	-	-	-	-	-
			OVERALL DIMENSIONS			SEAT DIMENSIONS			BACK DIMENSIONS						
			W	D	H	W	D	H	W	H					
			14	14	24.5	14	-	15-20	-	-					
			RTA 00	FedEx		ups									
	Minotaur - Work Stool COM Yardage: N/A Freight Class: 300 Product Weight (lbs.): 22 Cubic Feet Per Carton: 14.5	10" Pneumatic Ergonomic Features: C		1	2	3	4	5	6	7	8	9	10	11	12
			9612-50	1072	-	-	-	-	-	-	-	-	-	-	-
			OVERALL DIMENSIONS			SEAT DIMENSIONS			BACK DIMENSIONS						
			W	D	H	W	D	H	W	H					
			14	14	31	14	-	21.5-31.5	-	-					
			RTA 00	FedEx		ups									
	Minotaur - Heavy Duty Work Stool COM Yardage: N/A Freight Class: 300 Product Weight (lbs.): 22 Cubic Feet Per Carton: 14.5			1	2	3	4	5	6	7	8	9	10	11	12
			9624-50	-	550	577	612	655	-	-	-	-	-	-	-
			OVERALL DIMENSIONS			SEAT DIMENSIONS			BACK DIMENSIONS						
			W	D	H	W	D	H	W	H					
			14	14	27.5	14	-	27.5	-	-					
			RTA 00	FedEx		ups									


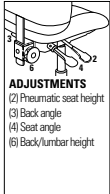

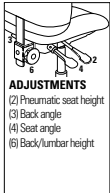
DESCRIPTION	FEATURES	MODEL#	STANDARD TEXTILE GRADES											
	Minotaur - Heavy Duty Work Stool COM Yardage: 0.75 Freight Class: 250 Product Weight (lbs.): 19 Cubic Feet Per Carton: 5.5	9632-50	1	2	3	4	5	6	7	8	9	10	11	12
			-	593	620	655	699	-	-	-	-	-	-	-
			OVERALL DIMENSIONS			SEAT DIMENSIONS			BACK DIMENSIONS					
			W	D	H	W	D	H	W	H				
16	16	32.5	14	-	32.5	-	-							
			RTA 00			FedEx			ups					

	Minotaur - Work Stool Task COM Yardage: N/A Freight Class: 250 Product Weight (lbs.): 26 Cubic Feet Per Carton: 13	9662-50	1	2	3	4	5	6	7	8	9	10	11	12
			1145	-	-	-	-	-	-	-	-	-	-	-
			OVERALL DIMENSIONS			SEAT DIMENSIONS			BACK DIMENSIONS					
			W	D	H	W	D	H	W	H				
18	21	32	18	16.5-19	14-19	16.5	16							
	5" Pneumatic		RTA 2			FedEx			ups					
	Ergonomic Features: C, E													

	Minotaur - Work Stool Task COM Yardage: N/A Freight Class: 250 Product Weight (lbs.): 33 Cubic Feet Per Carton: 13	9663-50	1	2	3	4	5	6	7	8	9	10	11	12
			1363	-	-	-	-	-	-	-	-	-	-	-
			OVERALL DIMENSIONS			SEAT DIMENSIONS			BACK DIMENSIONS					
			W	D	H	W	D	H	W	H				
18	20.5	42	18	16.5-19	20-30	16.5	16.5							
	10" Pneumatic		RTA 2			FedEx			ups					
	Ergonomic Features: C, E													

	Minotaur - Chair Stool Posture Task COM Yardage: N/A Freight Class: 250 Product Weight (lbs.): 30 Cubic Feet Per Carton: 13	9664-50	1	2	3	4	5	6	7	8	9	10	11	12
			1291	-	-	-	-	-	-	-	-	-	-	-
			OVERALL DIMENSIONS			SEAT DIMENSIONS			BACK DIMENSIONS					
			W	D	H	W	D	H	W	H				
18	20	32	18	16	14-19	16.5	12.5-19							
	5" Pneumatic		RTA 2			FedEx			ups					
	Ergonomic Features: C, D, G													

	Minotaur - Stool Posture Task COM Yardage: N/A Freight Class: 250 Product Weight (lbs.): 33 Cubic Feet Per Carton: 13	9665-50	1	2	3	4	5	6	7	8	9	10	11	12
			1506	-	-	-	-	-	-	-	-	-	-	-
			OVERALL DIMENSIONS			SEAT DIMENSIONS			BACK DIMENSIONS					
			W	D	H	W	D	H	W	H				
18	20	42	39	16	20.5-30.5	16.5	12.5-19							
	10" Pneumatic		RTA 2			FedEx			ups					
	Ergonomic Features: C, D													

DESCRIPTION	FEATURES	MODEL#	STANDARD TEXTILE GRADES											
 Minotaur - Stool Operator COM Yardage: N/A Freight Class: 250 Product Weight (lbs.): 34 Cubic Feet Per Carton: 13	 ADJUSTMENTS (2) Pneumatic seat height (3) Back angle (4) Seat angle (6) Back/lumbar height	9666-50	1489	-	-	-	-	-	-	-	-	-	-	
		OVERALL DIMENSIONS			SEAT DIMENSIONS			BACK DIMENSIONS						
		W	D	H	W	D	H	W	H					
		18	20.5	32	18	17	15-20	16.5	12.5-19					
				RTA 2	FedEx		ups							
 Minotaur - Stool Operator COM Yardage: N/A Freight Class: 250 Product Weight (lbs.): 35 Cubic Feet Per Carton: 13	 ADJUSTMENTS (2) Pneumatic seat height (3) Back angle (4) Seat angle (6) Back/lumbar height	9667-50	1707	-	-	-	-	-	-	-	-	-		
		OVERALL DIMENSIONS			SEAT DIMENSIONS			BACK DIMENSIONS						
		W	D	H	W	D	H	W	H					
		18	20.5	42	18	17	21-31	16.5	12.5-19					
				RTA 2	FedEx		ups							

WIPE DOWN - SEATING



64 - Wipe Down
Furniture designed for dry food manufacturers, hospitals and forensic labs requiring regular and immediate clean up of dust, dirt or powder.













* Images shown are for illustration purposes only.


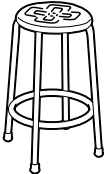
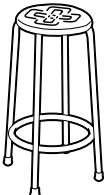

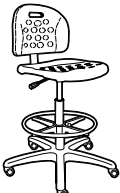
STANDARD FEATURES




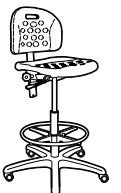
- *Wipe Down models have a black pneumatic cylinder.
- Minotaur Wipe Down models have comfortable Black, self-skinned polyurethane seats and backs.
- Chip/corrosion/humidity resistant pneumatic lift cylinders and frames.
- Stools have a 5" or 10" black pneumatic cylinder.
- All chairs have a chrome back upright.
- Standard with a five-legged, heavy duty molded base in Black.
- No arms are available for any work stools.
- All Bench Stools have chrome frames.
- Work Stools are shipped fully set-up.

OPTIONAL FEATURES

- Work stools are available with optional **C5** casters at no charge. Please Specify.
- See back of this section for additional arm or caster options.
- Optional casters may be priced higher than the standard casters for your chair and the difference will be charged. Lower priced optional casters will not be credited

DESCRIPTION		FEATURES	MODEL#	STANDARD TEXTILE GRADES											
				1	2	3	4	5	6	7	8	9	10	11	12
			9602-64	\$723	-	-	-	-	-	-	-	-	-	-	-
Minotaur - Work Stool COM Yardage: N/A Freight Class: 250 Product Weight (lbs.): 14 Cubic Feet Per Carton: 6.5		5" Pneumatic Ergonomic Features: C													
				1	2	3	4	5	6	7	8	9	10	11	12
			9604-64	\$798	-	-	-	-	-	-	-	-	-	-	-
Minotaur - Work Stool COM Yardage: N/A Freight Class: 250 Product Weight (lbs.): 20 Cubic Feet Per Carton: 9.5		10" Pneumatic Ergonomic Features: C													
				1	2	3	4	5	6	7	8	9	10	11	12
			9611-64	\$871	-	-	-	-	-	-	-	-	-	-	-
Minotaur - Work Stool COM Yardage: N/A Freight Class: 250 Product Weight (lbs.): 19 Cubic Feet Per Carton: 9.5		5" Pneumatic Ergonomic Features: C													

DESCRIPTION	FEATURES	MODEL#	STANDARD TEXTILE GRADES											
	Minotaur - Work Stool COM Yardage: N/A Freight Class: 250 Product Weight (lbs.): 22 Cubic Feet Per Carton: 13.75	10" Pneumatic Ergonomic Features: C												
			1	2	3	4	5	6	7	8	9	10	11	12
			9612-64	\$941	-	-	-	-	-	-	-	-	-	-
			OVERALL DIMENSIONS W D H			SEAT DIMENSIONS W D H			BACK DIMENSIONS W H					
			14	14	31	14	-	21.5-31.5	-	-				
			RTA 00											
	Minotaur - Heavy Duty Work Stool COM Yardage: N/A Freight Class: 250 Product Weight (lbs.): 17 Cubic Feet Per Carton: 5.5													
			1	2	3	4	5	6	7	8	9	10	11	12
			9624-64	\$723	-	-	-	-	-	-	-	-	-	-
			OVERALL DIMENSIONS W D H			SEAT DIMENSIONS W D H			BACK DIMENSIONS W H					
			16	16	27.5	14	-	27.5	-	-				
			RTA 00			FedEx			ups					
	Minotaur - Heavy Duty Work Stool COM Yardage: N/A Freight Class: 250 Product Weight (lbs.): 19 Cubic Feet Per Carton: 5.5													
			1	2	3	4	5	6	7	8	9	10	11	12
			9632-64	\$755	-	-	-	-	-	-	-	-	-	-
			OVERALL DIMENSIONS W D H			SEAT DIMENSIONS W D H			BACK DIMENSIONS W H					
			16	16	32.5	14	-	32.5	-	-				
			RTA 00			FedEx			ups					
	Minotaur - Work Stool Task COM Yardage: N/A Freight Class: 250 Product Weight (lbs.): 26 Cubic Feet Per Carton: 13	5" Pneumatic Ergonomic Features: C, E												
			1	2	3	4	5	6	7	8	9	10	11	12
			9662-64	\$1015	-	-	-	-	-	-	-	-	-	-
			OVERALL DIMENSIONS W D H			SEAT DIMENSIONS W D H			BACK DIMENSIONS W H					
			18	21	32	18	16.5-19	14-19	16.5	16				
			RTA 00			FedEx			ups					
	Minotaur - Work Stool Task COM Yardage: N/A Freight Class: 250 Product Weight (lbs.): 33 Cubic Feet Per Carton: 13	10" Pneumatic Ergonomic Features: C, E												
			1	2	3	4	5	6	7	8	9	10	11	12
			9663-64	\$1231	-	-	-	-	-	-	-	-	-	-
			OVERALL DIMENSIONS W D H			SEAT DIMENSIONS W D H			BACK DIMENSIONS W H					
			18	20.5	42	18	16.5-19	20-30	16.5	16.5				
			RTA 00			FedEx			ups					

DESCRIPTION		FEATURES	MODEL#	STANDARD TEXTILE GRADES											
	Minotaur - Stool Posture Task COM Yardage: N/A Freight Class: 250 Product Weight (lbs.): 30 Cubic Feet Per Carton: 13	5" Pneumatic Ergonomic Features: C, D	9664-64	1	2	3	4	5	6	7	8	9	10	11	12
				\$1159	-	-	-	-	-	-	-	-	-	-	-
				OVERALL DIMENSIONS W D H			SEAT DIMENSIONS W D H			BACK DIMENSIONS W H					
				0	0	0		18	16	14-19		16.5	12.5-19		
				RTA 2	FedEx		ups								
	Minotaur - Stool Posture Task COM Yardage: N/A Freight Class: 250 Product Weight (lbs.): 33 Cubic Feet Per Carton: 13	10" Pneumatic Ergonomic Features: C, D	9665-64	1	2	3	4	5	6	7	8	9	10	11	12
				\$1374	-	-	-	-	-	-	-	-	-	-	-
				OVERALL DIMENSIONS W D H			SEAT DIMENSIONS W D H			BACK DIMENSIONS W H					
				0	0	0		18	16	20.5-30.5		16.5	12.5-19		
				RTA 2	FedEx		ups								
 <div>ADJUSTMENTS (2) Pneumatic seat height (3) Back angle (4) Seat angle (6) Back/lumbar height</div>	Minotaur - Stool Operator COM Yardage: N/A Freight Class: 250 Product Weight (lbs.): 34 Cubic Feet Per Carton: 13	5" Pneumatic Ergonomic Features: C, D, F, G	9666-64	1	2	3	4	5	6	7	8	9	10	11	12
				\$1363	-	-	-	-	-	-	-	-	-	-	-
				OVERALL DIMENSIONS W D H			SEAT DIMENSIONS W D H			BACK DIMENSIONS W H					
				0	0	0		18	17	15-20		16.5	12.5-19		
				RTA 2	FedEx		ups								
 <div>ADJUSTMENTS (2) Pneumatic seat height (3) Back angle (4) Seat angle (6) Back/lumbar height</div>	Minotaur - Stool Operator COM Yardage: N/A Freight Class: 250 Product Weight (lbs.): 35 Cubic Feet Per Carton: 13	10" Pneumatic Ergonomic Features: C, D, F, G	9667-64	1	2	3	4	5	6	7	8	9	10	11	12
				\$1579	-	-	-	-	-	-	-	-	-	-	-
				OVERALL DIMENSIONS W D H			SEAT DIMENSIONS W D H			BACK DIMENSIONS W H					
				18	20.5	42		18	17	21-31		16.5	12.5-19		
				RTA 2	FedEx		ups								

ACADEMIC REPLACEMENT ARMS

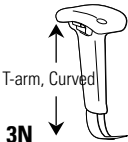
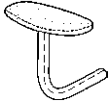
(For Task Seating models ONLY)
Arms other than those provided as standard on your chair.
Refer to chart below for availability by series.

	STD		AL	F	O	OJ	TD	ZH	3N	4J	4M	4T	GL
GOAL	3N		NR	NR	42	106	42	NR	STD	139	77	77	NR
GRANADA	3N		83	201	42	106	42	0	STD	139	77	77	77

\$0 = AVAILABLE AT NO ADDITIONAL CHARGE
NR = OPTION NOT RECOMMENDED

INDUSTRIAL REPLACEMENT ARMS

Optional arms for INDUSTRIAL and ESD seating ONLY.

 T-arm, Curved 3N	Industrial Seating Series	Options	*Replacement Arm Price	**Optional Arm Price
	Adjustable height	urethane	STD	\$241
 2Z	Industrial Seating Series	Options	*Replacement Arm Price	**Optional Arm Price
	Fixed height T-arm, Kidney Shaped	upholstered	STD (ESD Models)	\$122

Notes:
* Use this column to select another arm other than the one provided on your chair.
** Use this column to select arms for a chair that doesn't come with arms.

INDUSTRIAL CASTER SELECTIONS SPECIALTY



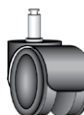
C5	Large Ball Caster	Chrome Hood/ Black Ball	Hard Floor	1 each	\$25
-----------	-------------------	----------------------------	------------	--------	-------------

Available as a substitute for C56 glides on Wipe Down Work stools at no charge.



C7R	Slipper Glide		All surface except ESD	1 each	\$27
------------	---------------	--	---------------------------	--------	-------------

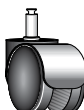
Standard on Industrial and Wipe Down Minotaur Work stools.



C10R

C10R	Integrated Dual Wheel Rubber Coated Caster	Black	Vinyl, Marble, Hardwood Floor	1 each	\$47
-------------	---	-------	----------------------------------	--------	-------------

Standard on Industrial , Wipe Down Minotaur stools and Granada models



C39R	Dual Wheel, Hard Floor Safety Caster w/Interval Brake	Galvanized Steel Axle w/Chrome Plated Hood Zinc die cast frame)	Hard Floor Surfaces	1 each	\$71
-------------	---	--	---------------------	--------	-------------

Standard on Industrial chairs and stools. Weight activated release brake helps to prevent chair from moving when not in use.



C65R

C65R	2" Dual Wheel Rubber Coated Caster	Black	All surfaces except ESD	1 each	\$40
-------------	---------------------------------------	-------	----------------------------	--------	-------------

INDUSTRIAL CASTERS NOTES:

- Prices listed for Industrial Casters are upcharges when substituted on Industrial chair orders.
- Industrial Casters are not suitable for use on standard Global seating products.
- All casters are not appropriate for all flooring surfaces. Please consult with your Sales Representative or Global Customer Care for special situations that can be verified with the caster manufacturer. Alternate casters, if needed, may require an upcharge.

PLEASE SPECIFY ALL SUBSTITUTIONS AND OPTIONS.