

# heavy duty/24hr

Concorde Executive 24HR ..... page 402

Malaga TS ..... page 399

Truform TS ..... page 401

Granada TS ..... page 398

ObusForme Comfort TS ..... page 400

Vion TS ..... page 407

Granada Deluxe TS ..... page 399

Robust ..... page 405

G1 Ergo Select TS ..... page 403

Saxon ..... page 406



model TS3140-3 Malaga

model TS5451-3 Truform



All models, except Truform, have outer back panels retained by trim screws for extra security.




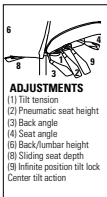

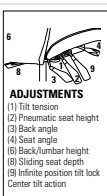

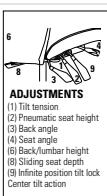
All models, except Truform, have standard clear vinyl bumper guards around their outside backs.


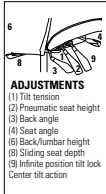
## STANDARD FEATURES


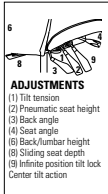

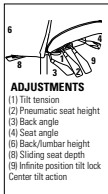

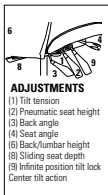

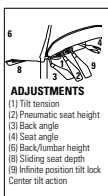
- The **TS** models are available within standard series. **TS** stands for “Three Shift” and each of the TS models are rated for 24-7 applications as well as weight rated up to 350 pounds.
- Multi-tilter models feature a heavy duty mechanism.
- All models are standard with either Ultracell or molded heavy duty seat foam.
- All models have a heavy duty 3” wide back upright.
- All models, except Truform, have outer back panels retained by trim screws for extra security.
- All models, except Truform have standard clear vinyl bumper guards around their outside backs.
- Multi-tilters standard with Pneumatic seat height and sliding seat depth adjustment. Forward and rearward seat tilt with infinite lock and free floating back angle control. Tilt tension control.
- Heavy duty height adjustable stools are standard with fixed back. Seat depth and pneumatic seat height adjustments. Swivels with adjustable chrome footring.
- Grade 2 and above textiles (or 100,000+ double rubs) are recommended for 24-7 applications.
- Check textile availability prior to specifying upholstery material.


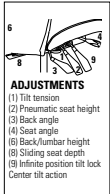

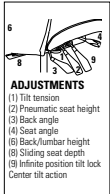
## OPTIONAL FEATURES

- An optional abrasion-resistant outer back fabric (polyester) is available (excludes Truform) (**BKB**). Resistant to impact damage. Available in Black only. Add \$25.

DESCRIPTION	FEATURES	MODEL#	STANDARD TEXTILE GRADES											
	 <p><b>ADJUSTMENTS</b> (1) Tilt tension (2) Pneumatic seat height (3) Back angle (4) Seat angle (5) Back/lumbar height (6) Sliding seat depth (8) Infinite position tilt lock Center tilt action</p>		1	2	3	4	5	6	7	8	9	10	11	12
		<b>TS3121</b>	1659	1724	1770	1838	1938	1972	2057	2222	2299	2453	2660	2917
		<b>OVERALL DIMENSIONS</b>			<b>SEAT DIMENSIONS</b>			<b>BACK DIMENSIONS</b>						
		<b>W</b>	<b>D</b>	<b>H</b>	<b>W</b>	<b>D</b>	<b>H</b>	<b>W</b>	<b>H</b>					
<b>LB Heavy Duty Multi- Tilter</b> Plain Back Ratchet Back COM Yardage: 1.50 Freight Class: 150 Product Weight (lbs.): 52 Cubic Feet Per Carton: 9.25	<b>Granada TS</b>  Ergonomic Features: A, B, C, D, E, F, G, H, M, N, Q, S	<b>RTA 2</b>	<b>FedEx</b>			<b>UPS</b>								
	 <p><b>ADJUSTMENTS</b> (1) Tilt tension (2) Pneumatic seat height (3) Back angle (4) Seat angle (5) Back/lumbar height (6) Sliding seat depth (8) Infinite position tilt lock Center tilt action</p>		1	2	3	4	5	6	7	8	9	10	11	12
		<b>TS3123</b>	1812	1883	1939	2019	2133	2172	2272	2463	2557	2734	2975	3273
		<b>OVERALL DIMENSIONS</b>			<b>SEAT DIMENSIONS</b>			<b>BACK DIMENSIONS</b>						
		<b>W</b>	<b>D</b>	<b>H</b>	<b>W</b>	<b>D</b>	<b>H</b>	<b>W</b>	<b>H</b>					
<b>HB Heavy Duty Multi- Tilter</b> Plain Back Ratchet Back COM Yardage: 1.75 Freight Class: 150 Product Weight (lbs.): 55 Cubic Feet Per Carton: 9.25	<b>Granada TS</b>  Ergonomic Features: A, B, C, D, E, F, G, H, M, N, Q, S	<b>RTA 2</b>	<b>FedEx</b>			<b>UPS</b>								
	 <p><b>ADJUSTMENTS</b> (1) Tilt tension (2) Pneumatic seat height (3) Back angle (4) Seat angle (5) Back/lumbar height (6) Sliding seat depth (8) Infinite position tilt lock Center tilt action</p>		1	2	3	4	5	6	7	8	9	10	11	12
		<b>TS3212</b>	1296	1361	1406	1474	1574	1607	1693	1857	1936	2089	2293	2550
		<b>OVERALL DIMENSIONS</b>			<b>SEAT DIMENSIONS</b>			<b>BACK DIMENSIONS</b>						
		<b>W</b>	<b>D</b>	<b>H</b>	<b>W</b>	<b>D</b>	<b>H</b>	<b>W</b>	<b>H</b>					
<b>LB Heavy Duty Multi- Tilter</b> Plain Back COM Yardage: 1.50 Freight Class: 125 Product Weight (lbs.): 58 Cubic Feet Per Carton: 9.25	<b>Granada TS</b>  Ergonomic Features: A, B, C, D, E, F, G, H, M, N, Q, S	<b>RTA 2</b>	<b>FedEx</b>			<b>UPS</b>								

DESCRIPTION	FEATURES	MODEL#	STANDARD TEXTILE GRADES																																					
 <b>HB Heavy Duty Multi-Tilter Plain Back</b> COM Yardage: 1.75 Freight Class: 150 Product Weight (lbs.): 57 Cubic Feet Per Carton: 10.50	 <b>ADJUSTMENTS</b> (1) Tilt tension (2) Pneumatic seat height (3) Back angle (4) Seat angle (5) Back/lumbar height (6) Sliding seat depth (7) Infinite position tilt lock Center tilt action	<b>Granada TS</b>  Ergonomic Features: A, B, C, D, E, F, G, H, M, N, Q, S	<table><tr><th></th><th>1</th><th>2</th><th>3</th><th>4</th><th>5</th><th>6</th><th>7</th><th>8</th><th>9</th><th>10</th><th>11</th><th>12</th></tr><tr><td><b>TS3217</b></td><td>1427</td><td>1500</td><td>1552</td><td>1633</td><td>1748</td><td>1787</td><td>1887</td><td>2081</td><td>2170</td><td>2349</td><td>2590</td><td>2887</td></tr></table>													1	2	3	4	5	6	7	8	9	10	11	12	<b>TS3217</b>	1427	1500	1552	1633	1748	1787	1887	2081	2170	2349	2590	2887
				1	2	3	4	5	6	7	8	9	10	11	12																									
			<b>TS3217</b>	1427	1500	1552	1633	1748	1787	1887	2081	2170	2349	2590	2887																									
			<b>OVERALL DIMENSIONS</b>			<b>SEAT DIMENSIONS</b>			<b>BACK DIMENSIONS</b>																															
<b>W</b>	<b>D</b>	<b>H</b>	<b>W</b>	<b>D</b>	<b>H</b>	<b>W</b>	<b>H</b>																																	

DESCRIPTION	FEATURES	MODEL#	STANDARD TEXTILE GRADES																																					
 <b>HB Heavy Duty Multi -Tilter</b> COM Yardage: 2.25 Freight Class: 125 Product Weight (lbs.): 74 Cubic Feet Per Carton: 11	 <b>ADJUSTMENTS</b> (1) Tilt tension (2) Pneumatic seat height (3) Back angle (4) Seat angle (5) Back/lumbar height (6) Sliding seat depth (9) Infinite position tilt lock Center tilt action	<b>ObusForme Comfort TS</b>  Ergonomic Features: A, C, E, F, H, M, N, S	<table><tr><th></th><th>1</th><th>2</th><th>3</th><th>4</th><th>5</th><th>6</th><th>7</th><th>8</th><th>9</th><th>10</th><th>11</th><th>12</th></tr><tr><td><b>TS1240-3</b></td><td>1561</td><td>1659</td><td>1727</td><td>1835</td><td>1987</td><td>2058</td><td>2197</td><td>2416</td><td>2585</td><td>2776</td><td>3163</td><td>3577</td></tr></table>													1	2	3	4	5	6	7	8	9	10	11	12	<b>TS1240-3</b>	1561	1659	1727	1835	1987	2058	2197	2416	2585	2776	3163	3577
				1	2	3	4	5	6	7	8	9	10	11	12																									
			<b>TS1240-3</b>	1561	1659	1727	1835	1987	2058	2197	2416	2585	2776	3163	3577																									
			<table><tr><th colspan="3">OVERALL DIMENSIONS</th><th colspan="3">SEAT DIMENSIONS</th><th colspan="3">BACK DIMENSIONS</th></tr><tr><th>W</th><th>D</th><th>H</th><th>W</th><th>D</th><th>H</th><th>W</th><th colspan="2">H</th></tr><tr><td>26</td><td>25</td><td>48</td><td>21</td><td>17.5-20</td><td>16-20</td><td>19</td><td colspan="2">27</td></tr></table>			OVERALL DIMENSIONS			SEAT DIMENSIONS			BACK DIMENSIONS			W	D	H	W	D	H	W	H		26	25	48	21	17.5-20	16-20	19	27									
OVERALL DIMENSIONS			SEAT DIMENSIONS			BACK DIMENSIONS																																		
W	D	H	W	D	H	W	H																																	
26	25	48	21	17.5-20	16-20	19	27																																	
<div>RTA 2</div> <div>FedEx</div> <div>ups</div>																																								
 <b>MB Heavy Duty Multi -Tilter</b> COM Yardage: 2 Freight Class: 125 Product Weight (lbs.): 71 Cubic Feet Per Carton: 10.50	 <b>ADJUSTMENTS</b> (1) Tilt tension (2) Pneumatic seat height (3) Back angle (4) Seat angle (5) Back/lumbar height (6) Sliding seat depth (9) Infinite position tilt lock Center tilt action	<b>ObusForme Comfort TS</b>  Ergonomic Features: A, C, E, F, H, M, N, S	<table><tr><th></th><th>1</th><th>2</th><th>3</th><th>4</th><th>5</th><th>6</th><th>7</th><th>8</th><th>9</th><th>10</th><th>11</th><th>12</th></tr><tr><td><b>TS1241-3</b></td><td>1489</td><td>1577</td><td>1642</td><td>1741</td><td>1881</td><td>1929</td><td>2053</td><td>2286</td><td>2399</td><td>2617</td><td>2911</td><td>3279</td></tr></table>													1	2	3	4	5	6	7	8	9	10	11	12	<b>TS1241-3</b>	1489	1577	1642	1741	1881	1929	2053	2286	2399	2617	2911	3279
				1	2	3	4	5	6	7	8	9	10	11	12																									
			<b>TS1241-3</b>	1489	1577	1642	1741	1881	1929	2053	2286	2399	2617	2911	3279																									
			<table><tr><th colspan="3">OVERALL DIMENSIONS</th><th colspan="3">SEAT DIMENSIONS</th><th colspan="3">BACK DIMENSIONS</th></tr><tr><th>W</th><th>D</th><th>H</th><th>W</th><th>D</th><th>H</th><th>W</th><th colspan="2">H</th></tr><tr><td>26</td><td>25</td><td>44</td><td>21</td><td>17.5-20</td><td>16-20</td><td>19.5</td><td colspan="2">22-27.25</td></tr></table>			OVERALL DIMENSIONS			SEAT DIMENSIONS			BACK DIMENSIONS			W	D	H	W	D	H	W	H		26	25	44	21	17.5-20	16-20	19.5	22-27.25									
OVERALL DIMENSIONS			SEAT DIMENSIONS			BACK DIMENSIONS																																		
W	D	H	W	D	H	W	H																																	
26	25	44	21	17.5-20	16-20	19.5	22-27.25																																	
<div>RTA 2</div> <div>FedEx</div> <div>ups</div>																																								
 <b>HB Heavy Duty Multi -Tilter with Schukra</b> COM Yardage: 2.25 Freight Class: 125 Product Weight (lbs.): 74 Cubic Feet Per Carton: 11	 <b>ADJUSTMENTS</b> (1) Tilt tension (2) Pneumatic seat height (3) Back angle (4) Seat angle (5) Back/lumbar height (6) Sliding seat depth (9) Infinite position tilt lock Center tilt action	<b>ObusForme Comfort TS</b>  Ergonomic Features: A, C, E, F, H, M, N, S	<table><tr><th></th><th>1</th><th>2</th><th>3</th><th>4</th><th>5</th><th>6</th><th>7</th><th>8</th><th>9</th><th>10</th><th>11</th><th>12</th></tr><tr><td><b>TS1260-3</b></td><td>1729</td><td>1827</td><td>1900</td><td>2010</td><td>2168</td><td>2226</td><td>2365</td><td>2628</td><td>2753</td><td>2997</td><td>3330</td><td>3742</td></tr></table>													1	2	3	4	5	6	7	8	9	10	11	12	<b>TS1260-3</b>	1729	1827	1900	2010	2168	2226	2365	2628	2753	2997	3330	3742
				1	2	3	4	5	6	7	8	9	10	11	12																									
			<b>TS1260-3</b>	1729	1827	1900	2010	2168	2226	2365	2628	2753	2997	3330	3742																									
			<table><tr><th colspan="3">OVERALL DIMENSIONS</th><th colspan="3">SEAT DIMENSIONS</th><th colspan="3">BACK DIMENSIONS</th></tr><tr><th>W</th><th>D</th><th>H</th><th>W</th><th>D</th><th>H</th><th>W</th><th colspan="2">H</th></tr><tr><td>26</td><td>25</td><td>48</td><td>21</td><td>17.5-20</td><td>16-20</td><td>19.5</td><td colspan="2">27-32.25</td></tr></table>			OVERALL DIMENSIONS			SEAT DIMENSIONS			BACK DIMENSIONS			W	D	H	W	D	H	W	H		26	25	48	21	17.5-20	16-20	19.5	27-32.25									
OVERALL DIMENSIONS			SEAT DIMENSIONS			BACK DIMENSIONS																																		
W	D	H	W	D	H	W	H																																	
26	25	48	21	17.5-20	16-20	19.5	27-32.25																																	
<div>RTA 2</div> <div>FedEx</div> <div>ups</div>																																								
 <b>MB Heavy Duty Multi -Tilter with Schukra</b> COM Yardage: 2 Freight Class: 125 Product Weight (lbs.): 69 Cubic Feet Per Carton: 10.50	 <b>ADJUSTMENTS</b> (1) Tilt tension (2) Pneumatic seat height (3) Back angle (4) Seat angle (5) Back/lumbar height (6) Sliding seat depth (9) Infinite position tilt lock Center tilt action	<b>ObusForme Comfort TS</b>  Ergonomic Features: A, C, E, F, H, M, N, S	<table><tr><th></th><th>1</th><th>2</th><th>3</th><th>4</th><th>5</th><th>6</th><th>7</th><th>8</th><th>9</th><th>10</th><th>11</th><th>12</th></tr><tr><td><b>TS1261-3</b></td><td>1662</td><td>1750</td><td>1815</td><td>1914</td><td>2054</td><td>2102</td><td>2226</td><td>2459</td><td>2572</td><td>2790</td><td>3084</td><td>3452</td></tr></table>													1	2	3	4	5	6	7	8	9	10	11	12	<b>TS1261-3</b>	1662	1750	1815	1914	2054	2102	2226	2459	2572	2790	3084	3452
				1	2	3	4	5	6	7	8	9	10	11	12																									
			<b>TS1261-3</b>	1662	1750	1815	1914	2054	2102	2226	2459	2572	2790	3084	3452																									
			<table><tr><th colspan="3">OVERALL DIMENSIONS</th><th colspan="3">SEAT DIMENSIONS</th><th colspan="3">BACK DIMENSIONS</th></tr><tr><th>W</th><th>D</th><th>H</th><th>W</th><th>D</th><th>H</th><th>W</th><th colspan="2">H</th></tr><tr><td>26</td><td>25</td><td>44</td><td>21</td><td>17.5-20</td><td>16-20</td><td>19.5</td><td colspan="2">22</td></tr></table>			OVERALL DIMENSIONS			SEAT DIMENSIONS			BACK DIMENSIONS			W	D	H	W	D	H	W	H		26	25	44	21	17.5-20	16-20	19.5	22									
OVERALL DIMENSIONS			SEAT DIMENSIONS			BACK DIMENSIONS																																		
W	D	H	W	D	H	W	H																																	
26	25	44	21	17.5-20	16-20	19.5	22																																	
<div>RTA 2</div> <div>FedEx</div> <div>ups</div>																																								

DESCRIPTION	FEATURES	MODEL#	STANDARD TEXTILE GRADES											
 <b>HB Heavy Duty Multi - Tilter</b> COM Yardage: 2 Freight Class: 125 Product Weight (lbs.): 63 Cubic Feet Per Carton: 10.50	 <b>ADJUSTMENTS</b> (1) Tilt tension (2) Pneumatic seat height (3) Back angle (4) Seat angle (5) Back/lumbar height (6) Sliding seat depth (7) Infinite position tilt lock Center tilt action	<b>TS5450-3</b>	1	2	3	4	5	6	7	8	9	10	11	12
			1195	1274	1331	1421	1550	1594	1706	1917	2019	2217	2483	2818
		<b>OVERALL DIMENSIONS</b>			<b>SEAT DIMENSIONS</b>			<b>BACK DIMENSIONS</b>						
		<b>W</b>	<b>D</b>	<b>H</b>	<b>W</b>	<b>D</b>	<b>H</b>	<b>W</b>	<b>H</b>					
		26	25	42	20	18-20.5	16.5-20.5	20	23.5-26					
			<b>RTA 2</b>	<b>FedEx</b>	<b>ups</b>									
 <b>MB Heavy Duty Multi - Tilter</b> COM Yardage: 1.75 Freight Class: 150 Product Weight (lbs.): 60 Cubic Feet Per Carton: 10.50	 <b>ADJUSTMENTS</b> (1) Tilt tension (2) Pneumatic seat height (3) Back angle (4) Seat angle (5) Back/lumbar height (6) Sliding seat depth (7) Infinite position tilt lock Center tilt action	<b>TS5451-3</b>	1	2	3	4	5	6	7	8	9	10	11	12
			1154	1224	1278	1354	1466	1507	1604	1791	1878	2051	2285	2576
		<b>OVERALL DIMENSIONS</b>			<b>SEAT DIMENSIONS</b>			<b>BACK DIMENSIONS</b>						
		<b>W</b>	<b>D</b>	<b>H</b>	<b>W</b>	<b>D</b>	<b>H</b>	<b>W</b>	<b>H</b>					
		26	25	38.5	20	18-20.5	16.5-20.5	20	20-22.5					
			<b>RTA 2</b>	<b>FedEx</b>	<b>ups</b>									

CONCORDE™ EXECUTIVE 24HR



model 2424



**Push Button**  
Location within reach increases your adjustment. Promotes good posture as you move to various positions.

STANDARD FEATURES

- All adjustments are made with button controls that are conveniently located in full view, for easy use.
- Compound curved molded foam seat and back cushions.
- Seat cushion with Velcro attachment is easily removed and replaced.
- Rated for Multi-Shift use for persons up to 350 pounds.
- Standard with Allen-bolted width adjustable arms (Allen key included). Arms adjust 1 1/4" wider on each side, a total of 2 1/2" extra width.
- Pneumatic seat height adjustment and 5 - position tilt lock. Tilt tension control.

- Ratchet style back height adjustment.
- All models are standard with a reinforced five-legged, injection molded base with **C10** casters, Black (**BK**) Only.
- Check textile availability prior to specifying upholstery material.

OPTIONAL FEATURES

- Models are not available with **C7** glides.

DESCRIPTION

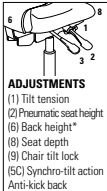
FEATURES

MODEL#

STANDARD TEXTILE GRADES



**HB Synchro - Tilter** Concorde Executive 24HR  
COM Yardage: 2.50  
Freight Class: 250  
Product Weight (lbs.): 78  
Cubic Feet Per Carton: 23.50



Seat depth Adjust: 16" to 18"

Ergonomic Features:  
A, B, C, D, E, L, M, N, Q, T

	1	2	3	4	5	6	7	8	9	10	11	12
2424	-	3375	3454	3568	3731	3790	3929	4194	4321	4570	4909	5331

OVERALL DIMENSIONS

W D H

28.5 27 50

SEAT DIMENSIONS

W D H

21 17.5-19 18-22

BACK DIMENSIONS

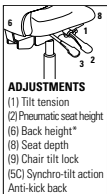
W H

21 28-31

RTA 00



**HB Synchro - Tilter** Concorde Executive 24HR  
COM Yardage: 2.50  
Freight Class: 250  
Product Weight (lbs.): 78  
Cubic Feet Per Carton: 23.50



Additional seat depth: 1"

Ergonomic Features:  
A, B, C, D, E, L, M, N, Q, T

	1	2	3	4	5	6	7	8	9	10	11	12
2424-18	-	3430	3514	3626	3784	3846	3990	4250	4382	4630	4971	5392

OVERALL DIMENSIONS

W D H

28.5 27 50

SEAT DIMENSIONS

W D H

21 17.5-19 18-22

BACK DIMENSIONS

W H

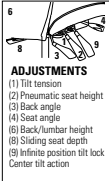
21 28-31

RTA 00

G1 ERGO SELECT™ TS



model TS7333



Ergonomic Features:  
A, B, C, D, E, F, G, H, M, N,  
Q, R, S, U  
**MECHANISM:**  
Multi-tilter mechanism (-3)

STANDARD FEATURES

- TS models are available within the standard G1 Ergo Select series. TS stands for “three shift” and each TS model is rated for 24/7 applications as well as weight rated up to 350 lbs.
- Models feature a heavy duty multi-tilter mechanism, cylinder and molded heavy duty seat foam.
- Standard with pneumatic seat height, forward and rearward seat tilt with infinite lock, free floating back angle control, tilt tension control and side activated sliding seat depth.
- Available in three back heights and two seat sizes (standard or generous).
- Stitch detail on edges of seat and back is discrete, using matched thread as standard.
- Standard with height and width adjustable (G5) arms with sliding armcaps. Armcaps also articulate inwards and outwards to aim toward the keyboard or mouse area.
- Five prong, injection molded, fiberglass reinforced nylon Black base with (C82) dual wheel carpet casters.
- G1 Ergo Select is fully compliant with latest BIFMA G1, GSA, and CGSB specifications.
- For 24 hour applications, Global’s Lifetime Warranty is applicable only on fabrics that are rated for 100,000 double rubs.
- Check textile availability prior to specifying upholstery material.

OPTIONAL FEATURES

- Upholstery is available with exaggerated top stitch detail (heavier thread). Fourteen coordinating or contrasting colors may be selected. Please specify.
- Optional Ergo Select arms are height (4”) and width adjustable with sliding armcaps. Armcaps also articulate inwards (25°) and outwards (25°) to aim toward the keyboard or mouse area.

Please add option codes in the following order:




- **Model number**  
**TS7331** Medium back  
**TS7332** High back  
**TS7333** Extended high back
- **Textile**  
Specify textile codes for back and seat
- **Mechanism**  
(-3) Multi-tilter mechanism
- **Seat Size**  
(STAN) Standard seat  
(GS) Generous seat
- **Arms**  
(G5) G5 arms..... **Standard**  
(H1) Ergo Select arms..... **Add \$95**  
(H2) Ergo Select arms  
w/wide armcaps..... **Add \$132**
- **Base**  
(B7) Black nylon B7B base ..... **Standard**  
(A7) Polished aluminum B7A base..... **Add \$177**
- **Casters**  
(C82) Dual wheel carpet casters..... **Standard**  
(C82R) Dual wheel  
hard floor casters..... **Add \$100**
- **Stitch detail**  
(MS) Color matched stitching.  
Decorative top stitch..... **No upcharge**  
(XP) Black (XB) Beige  
(XG) Copen (XA) Graphite  
(XK) Mahogany (XJ) Natural  
(XH) Navy #3 (XD) New Grey  
(XF) Nickel (XN) Off-White  
(XL) Rubytone (XI) Scarlett  
(XC) Smoke (XE) Taupe  
(colors shown on website)

EXAMPLE G1 ERGO SELECT TS ORDER CODE:

TS7332	-WA53	-WA53	-3	-STAN	-H1	-B7	-C82	-MS
Model #	Back fabric	Seat fabric	Mechanism	Seat size	Arms	Base	Casters	Stitch detail

G1 Ergo Select TS dimensional information: based on measurements with heavy duty multi-tilter mechanism				
	Distance between arms	Standard arm height	Seat depth range	Standard seat height
<b>Standard seat (STAN)</b> Heavy duty 4” lift & (H1) arms	16.0” - 21.5” = 5.5” adjustment	7.3” - 11.4”	16.5” - 18.75”	17.5” - 21.5”
<b>Generous seat (GS)</b> Heavy duty 4” lift & (H1) arms	17.25” - 22.75” = 5.5” adjustment		17.25” - 19.5”	



DESCRIPTION	FEATURES	MODEL#	STANDARD TEXTILE GRADES											
	<b>Medium Back</b>  COM Yardage: 1.65 Freight Class: 125 Product Weight (lbs.): 66 Cubic Feet Per Carton: 10.50		1	2	3	4	5	6	7	8	9	10	11	12
		TS7331	1517	1584	1628	1702	1804	1851	1944	2090	2204	2332	2589	2866
		OVERALL DIMENSIONS			SEAT DIMENSIONS			BACK DIMENSIONS						
		W	D	H	W	D	H	W	H					
		24	21.5	42	19.75	15.5-18.5	17.5-21.5	19	22					
		RTA 1	1 per carton											
	<b>High Back</b>  COM Yardage: 1.75 Freight Class: 125 Product Weight (lbs.): 68 Cubic Feet Per Carton: 10.50		1	2	3	4	5	6	7	8	9	10	11	12
		TS7332	1590	1659	1710	1786	1895	1946	2044	2202	2324	2458	2734	3032
		OVERALL DIMENSIONS			SEAT DIMENSIONS			BACK DIMENSIONS						
		W	D	H	W	D	H	W	H					
		24.5	23	45.5	16.5-18.75	15.5-18.5	17.5-21.5	19	24.5					
		RTA 1	1 per carton											
	<b>Extended High Back</b>  COM Yardage: 2 Freight Class: 125 Product Weight (lbs.): 70 Cubic Feet Per Carton: 11		1	2	3	4	5	6	7	8	9	10	11	12
		TS7333	1663	1742	1800	1889	2014	2072	2186	2365	2506	2658	2979	3320
		OVERALL DIMENSIONS			SEAT DIMENSIONS			BACK DIMENSIONS						
		W	D	H	W	D	H	W	H					
		26	24	51	16.5-18.75	15.5-18.5	17.5-21.5	19	27					
		RTA 1	1 per carton											



ROBUST




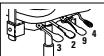

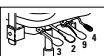
model 2527

STANDARD FEATURES

- Heavy duty chair rated for multi shift users up to 500 pounds.
- Standard with a six prong, oval tubular steel base (32" in diameter) in Black (BK) Only.
- Standard with a solid steel loop style arm. The arm is vinyl dipped to be warm to the touch and impact absorbent.
- Arms are width adjustable for an extra 2" on each side, providing additional room and comfort for users.
- There are no arm options for this series.
- Side tension adjustment can be reached from a seated position.
- Standard with Ultracell high density, high resilient foam on seat and back.
- Large diameter 3" black casters, providing easier mobility.
- Casters are suitable for hard surface flooring or carpet. There are no caster options for this series.
- Standard pneumatic seat height adjustment. Forward and rearward seat tilt with infinite lock and free floating back angle control. Tilt tension control.
- This series has a two-tone fabric combination as standard. Trim is always Dobby, Black (DB42) fabric.

OPTIONAL FEATURES

- Upholstered in fabric only. Check textile availability prior to specifying.
- An optional abrasion-resistant outer back fabric (polyester) is available (BKB). Resistant to impact damage. Available in Black only. Add \$25.

DESCRIPTION	FEATURES	MODEL#	STANDARD TEXTILE GRADES											
	 <b>ADJUSTMENTS</b> (1) Tilt tension (2) Pneumatic seat height (3) Back angle (4) Seat angle (5) Infinite position tilt lock Center tilt action	2526	-	2875	2973	3116	3321	3396	3572	3905	4071	4380	4811	5341
		OVERALL DIMENSIONS			SEAT DIMENSIONS			BACK DIMENSIONS						
		W	D	H	W	D	H	W	H					
		29	27.5	50.5	25.5	20	16.5-20.5	22	30					
		RTA 00												
Ergonomic Features: A, B, C, F, G, M, N, S														
	 <b>ADJUSTMENTS</b> (1) Tilt tension (2) Pneumatic seat height (3) Back angle (4) Seat angle (5) Infinite position tilt lock Center tilt action	2527	-	2682	2773	2903	3091	3160	3326	3633	3787	4072	4470	4959
		OVERALL DIMENSIONS			SEAT DIMENSIONS			BACK DIMENSIONS						
		W	D	H	W	D	H	W	H					
		29	26.5	42.5	25.5	20	16.5-20.5	22	24					
		RTA 00												
Ergonomic Features: A, B, C, F, G, M, N, S														


SAXON



model 2512-3



Back




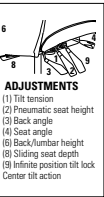
**Arm Feature**  
Arms are designed to flip up and accommodate people wearing equipment belts.

STANDARD FEATURES

- A contoured molded, dual cushion, Ultracell foam seat and heavily padded back provides exceptional comfort.
- Rated for multi-shift use by persons up to 350lbs.
- Abrasion resistant outer back fabric (polyester) is standard. Resistant to impact damage. Available in Black only.
- Standard with a black nylon molded base with dual wheel carpet casters (C10). Select hard floor casters (C10R) for use on most hard surfaces, add \$70.
- Standard with VL fold-up arms to accommodate users' equipment belts.
- Arms standard with Vari-Width Adapter Plates (WA).
- Back upright is 3" standard, with 2.25", five-position, ratchet back height adjustment.
- Side activated sliding seat depth adjustment is standard.
- Saxon is covered under Global's Heavy Duty Warranty for 12 years, 24/7 use environments. Fabrics with a minimum of 100,000 double rubs required.
- Upholstery options: fabric and coated textiles only. Coated textiles may feature stitch detail across the seat and/or back cushions, if applicable.

OPTIONAL FEATURES

- **AC10** casters are standard. Please see page 414 for additional caster options. Optional caster may be priced higher than the standard casters and will incur and upcharge. Lower priced optional casters will not be credited.

DESCRIPTION	FEATURES	MODEL#	STANDARD TEXTILE GRADES													
	 <p><b>ADJUSTMENTS</b> (1) Tilt tension (2) Pneumatic seat height (3) Back angle (4) Seat angle (5) Back/lumbar height (6) Sliding seat depth (8) Infinite position tilt lock (9) Center tilt action</p>		1	2	3	4	5	6	7	8	9	10	11	12		
		<b>2512-3</b>	-	1921	1995	2098	2247	2302	2431	2673	2796	3020	3333	3716		
		<b>OVERALL DIMENSIONS</b>			<b>SEAT DIMENSIONS</b>			<b>BACK DIMENSIONS</b>								
		<b>W</b>	<b>D</b>	<b>H</b>	<b>W</b>	<b>D</b>	<b>H</b>	<b>W</b>	<b>H</b>							
		27.5	25	39.5	22.5	19-21.5	18-22	20	19.5-22							
<b>HB Heavy Duty Multi-Tilter</b> COM Yardage: 2.25 Freight Class: 150 Product Weight (lbs.): 60 Cubic Feet Per Carton: 13		Ergonomic Features: A, B, C, M, N, S														
		<b>RTA 2</b>														

## VION



model TS6321-3

model TS6331-3

VION FINISHES - TASK SEATING				
Back Frame	Base	Specify Code	Arm Option	Specify Code
Black	Black	BLK no upcharge	Adj. "T" arm ( <b>Black</b> )	AS
Black	Polished Aluminum	BAU Add \$177	Adj. "T" arm, fixed armcap ( <b>Black</b> )	AF
			Adj. "T" arm ( <b>Black</b> , Chrome accent)	AC
			Adj. "T" arm, fixed armcap ( <b>Black</b> , Chrome accent)	A
			Fixed "C" arm ( <b>Black</b> )	C
Shadow	Polished Aluminum	SAU Add \$255	Fixed "C" arm ( <b>Polished Aluminum</b> )	CA - Add \$214
			Adj. "T" arm ( <b>Shadow</b> )	SHA
			Adj. "T" arm, fixed armcap ( <b>Shadow</b> )	SHF
			Adj. "T" arm ( <b>Shadow</b> , Chrome accent)	SHR
Shadow	Polished Aluminum	SAU Add \$255	Adj. "T" arm, fixed armcap ( <b>Shadow</b> , Chrome accent)	SHD
			Fixed "C" arm ( <b>Shadow</b> )	SHC
			Fixed "C" arm ( <b>Polished Aluminum</b> )	CA - Add \$214
Fog	Fog	FOG Add \$81	Adj. "T" arm ( <b>Fog</b> )	FA
Fog	Polished Aluminum	FAU Add \$255	Adj. "T" arm, fixed armcap ( <b>Fog</b> )	FF
			Adj. "T" arm ( <b>Fog</b> , Chrome accent)	FC
			Adj. "T" arm, fixed armcap ( <b>Fog</b> , Chrome accent)	CF
			Fixed "C" arm ( <b>Fog</b> )	CC
Fog	Polished Aluminum	FAU Add \$255	Fixed "C" arm ( <b>Polished Aluminum</b> )	CA - Add \$214


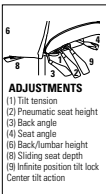
\* All arms have Black SSU Armcaps.


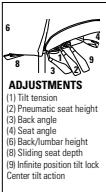
## STANDARD FEATURES


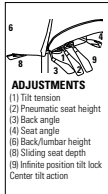

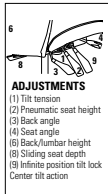
- The TS models are available within standard Vion series. TS stands for "Three Shift" and each of the TS models are rated for 24-7 applications as well as weight rated up to 350 pounds.
- Multi-Tilter models, feature a heavy duty mechanism.
- Multi-Tilters are standard with Pneumatic seat height and sliding seat depth adjustment. Forward and rearward seat tilt with infinite lock and free floating back angle control. Tilt tension control.
- Side activated sliding seat depth adjustment is standard on Multi-Tilter. Provides 2" of seat depth adjustment.
- Heavy duty height adjustable stools are standard with fixed back. Seat depth and pneumatic seat height adjustments. Swivels with adjustable chrome footring.
- All models are standard with either Ultracell or molded heavy duty seat foam.
- All models have a heavy duty 3" wide back upright.
- All models are standard with height and width adjustable arms (**AS**) that feature a front to back sliding armcap.
- Mesh back models are available in 10 standard Vion colors: Aqua (**MS75**), Black (**MS69**), Black Cherry (**MS76**), Blue (**MS72**), Dust (**MS77**), Ivory (**MS78**), Natural (**MS74**), Paprika (**MS79**), Rope (**MS73**) and Stone (**MS71**).
- Upholstered back models will always feature black fabric (Jenny **JN02**) on the back side.
- Check textile availability prior to specifying upholstery material. Materials must meet or exceed 100,000 double rubs to comply with Globals Heavy Duty seating textile warranty.

## OPTIONAL FEATURES

- Vion back frames, arms and bases are available in three colors: Black, Shadow and Fog. See Vion finishes chart for options and upcharges. Armcaps are always Black.
- Mesh back models are also available in 7 Dimension Mesh colors: Black (**DBK**), Fog (**DST**), Chalk (**DCL**), Shadow (**DGM**), Charcoal (**DCH**), Sand (**DSO**), Pool Blue (**DPB**). Add \$29
- Upholstered back models offer a Matching Outer (**MO**) upholstery option. Due to the additional material needed, these models are listed separately and are priced differently than the standard upholstered back models.
- Two featured "T" arm options that include height and width adjusting arms, one with sliding arm caps (**AS**) and one without sliding arm caps (**AF**). Also, available is a stylish fixed urethane arm (**C**) for conference/management environments.
- Optional Lumbar Pad can be added at the time of order. Please specify **LP**. Add \$43. Lumbar Pad can also be order after sale as a kit, specify model 6339 at \$46 list. The Lumbar Pad is adjustable up to 3".
- Optional Memory Foam available on Vion Seats. Please specify **MF**. Add \$124.
- B7A** Polished aluminum base and matching chrome arm accent on either **AS** or **AF** arms. Please specify **ALU** and **AC**. Add \$161.

DESCRIPTION	FEATURES	MODEL#	STANDARD TEXTILE GRADES													
	 <p><b>ADJUSTMENTS</b></p> <p>(1) Tilt tension (2) Pneumatic seat height (3) Back angle (4) Seat angle (5) Back/lumbar height (6) Sliding seat depth (7) Infinite position tilt lock (8) Center tilt action</p>		1	2	3	4	5	6	7	8	9	10	11	12		
		TS6321-3	1365	1405	1434	1477	1540	1562	1616	1720	1772	1867	1998	2160		
		OVERALL DIMENSIONS			SEAT DIMENSIONS			BACK DIMENSIONS								
		W	D	H	W	D	H	W	H							
		25.5	24	41	20	17-19.5	17.5-21.5	19	21.5-24							
		RTA 2			FedEx			ups								
<b>HB Heavy Duty Multi - Tilter - Mesh Back</b> COM Yardage: 1.75 Freight Class: 150 Product Weight (lbs.): 49 Cubic Feet Per Carton: 10.5	<b>Vion TS</b>  Ergonomic Features: A, B, C, E, F, G, H, M, N, Q, U, S															

	 <p><b>ADJUSTMENTS</b></p> <p>(1) Tilt tension (2) Pneumatic seat height (3) Back angle (4) Seat angle (5) Back/lumbar height (6) Sliding seat depth (7) Infinite position tilt lock (8) Center tilt action</p>		1	2	3	4	5	6	7	8	9	10	11	12		
		TS6322-3	1311	1352	1381	1424	1488	1509	1563	1667	1719	1814	1947	2108		
		OVERALL DIMENSIONS			SEAT DIMENSIONS			BACK DIMENSIONS								
		W	D	H	W	D	H	W	H							
		25.5	24	39	20	17-19.5	17.5-21.5	19	21.5-24							
		RTA 2			FedEx			ups								
<b>MB Heavy Duty Multi - Tilter - Mesh Back</b> COM Yardage: 1.75 Freight Class: 150 Product Weight (lbs.): 49 Cubic Feet Per Carton: 10.5	<b>Vion TS</b>  Ergonomic Features: A, B, C, E, F, G, H, M, N, Q, U, S															

DESCRIPTION	FEATURES	MODEL#	STANDARD TEXTILE GRADES												
	 <div>ADJUSTMENTS (1) Tilt tension (2) Pneumatic seat height (3) Back angle (4) Seat angle (5) Back/lumbar height (6) Sliding seat depth (8) Infinite position tilt lock (9) Infinite position tilt lock Center tilt action</div>		1	2	3	4	5	6	7	8	9	10	11	12	
		TS6331-3	1506	1557	1594	1647	1725	1755	1820	1953	2014	2135	2299	2501	
		TS6331-3MO	1565	1643	1701	1789	1915	1973	2086	2265	2403	2558	2876	3213	
		OVERALL DIMENSIONS				SEAT DIMENSIONS			BACK DIMENSIONS						
		W D H				W D H				W H					
HB Heavy Duty Multi - Tilter - Upholstered Back COM Yardage: 1.75 Freight Class: 150 Product Weight (lbs.): 49 Cubic Feet Per Carton: 10.5	Vion TS  Ergonomic Features: A, B, C, E, F, G, H, M, N, Q, U, S	RTA 2	FedEx			UPS									
	 <div>ADJUSTMENTS (1) Tilt tension (2) Pneumatic seat height (3) Back angle (4) Seat angle (5) Back/lumbar height (6) Sliding seat depth (8) Infinite position tilt lock (9) Infinite position tilt lock Center tilt action</div>		1	2	3	4	5	6	7	8	9	10	11	12	
		TS6332-3	1452	1502	1537	1592	1670	1699	1765	1898	1958	2079	2244	2446	
		TS6332-3MO	1515	1599	1663	1760	1893	1955	2081	2276	2426	2594	2939	3307	
		OVERALL DIMENSIONS				SEAT DIMENSIONS			BACK DIMENSIONS						
		W D H				W D H				W H					
MB Heavy Duty Multi - Tilter - Upholstered Back COM Yardage: 1.75 Freight Class: 150 Product Weight (lbs.): 49 Cubic Feet Per Carton: 10.5	Vion TS  Ergonomic Features: A, B, C, E, F, G, H, M, N, Q, U, S	RTA 2	FedEx			UPS									