

heavy duty/24hr

Concorde Executive 24HR page 425

Malaga TS page 422

Truform TS page 424

Granada TS page 421

ObusForme Comfort TS page 423

Vion TS page 430

Granada Deluxe TS page 422

Robust page 428

G1 Ergo Select TS page 426

Saxon page 429



model TS3140-3 Malaga

model TS5451-3 Truform



All models, except Truform, have outer back panels retained by trim screws for extra security.



All models, except Truform, have standard clear vinyl bumper guards around their outside backs.

STANDARD FEATURES

- The **TS** models are available within standard series. **TS** stands for “Three Shift” and each of the TS models are rated for 24-7 applications as well as weight rated up to 350 pounds.
- Multi-tilter models feature a heavy duty mechanism.
- All models are standard with either Ultracell or molded heavy duty seat foam.
- All models have a heavy duty 3” wide back upright.
- All models, except Truform, have outer back panels retained by trim screws for extra security.
- All models, except Truform have standard clear vinyl bumper guards around their outside backs.
- Multi-tilters standard with Pneumatic seat height and sliding seat depth adjustment. Forward and rearward seat tilt with infinite lock and free floating back angle control. Tilt tension control.
- Heavy duty height adjustable stools are standard with fixed back. Seat depth and pneumatic seat height adjustments. Swivels with adjustable chrome footring.
- Grade 2 and above textiles (or 100,000+ double rubs) are recommended for 24-7 applications.
- Check textile availability prior to specifying upholstery material.

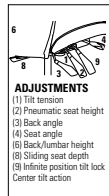
OPTIONAL FEATURES

- An optional abrasion-resistant outer back fabric (polyester) is available (excludes Truform) (**BKB**). Resistant to impact damage. Available in Black only. Add \$23.

DESCRIPTION FEATURES MODEL# STANDARD TEXTILE GRADES



LB Heavy Duty Multi-Tilter Plain Back Ratchet Back
COM Yardage: 1.50
Freight Class: 150
Product Weight (lbs.): 52
Cubic Feet Per Carton: 9.25



Granada TS

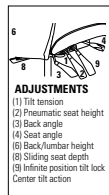
Ergonomic Features:
A, B, C, D, E, F, G, H, M, N, Q, S

| MODEL# | 1 | 2 | 3 | 4 | 5 | 6 | 7 | 8 | 9 | 10 | 11 | 12 |
|---------------|------|------|------|------|------|------|------|------|------|------|------|------|
| TS3121 | 1572 | 1633 | 1677 | 1741 | 1836 | 1868 | 1949 | 2105 | 2178 | 2324 | 2520 | 2764 |

| OVERALL DIMENSIONS | | | SEAT DIMENSIONS | | | BACK DIMENSIONS | |
|--------------------|------|-------|-----------------|---------|-----------|-----------------|-------|
| W | D | H | W | D | H | W | H |
| 26 | 24.5 | 37.75 | 20.5 | 17-19.5 | 16.5-20.5 | 19 | 19-22 |



HB Heavy Duty Multi-Tilter Plain Back Ratchet Back
COM Yardage: 1.75
Freight Class: 150
Product Weight (lbs.): 55
Cubic Feet Per Carton: 9.25



Granada TS

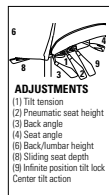
Ergonomic Features:
A, B, C, D, E, F, G, H, M, N, Q, S

| MODEL# | 1 | 2 | 3 | 4 | 5 | 6 | 7 | 8 | 9 | 10 | 11 | 12 |
|---------------|------|------|------|------|------|------|------|------|------|------|------|------|
| TS3123 | 1717 | 1784 | 1837 | 1913 | 2021 | 2058 | 2153 | 2334 | 2423 | 2590 | 2819 | 3101 |

| OVERALL DIMENSIONS | | | SEAT DIMENSIONS | | | BACK DIMENSIONS | |
|--------------------|------|-------|-----------------|---------|-----------|-----------------|-------|
| W | D | H | W | D | H | W | H |
| 26 | 24.5 | 39.75 | 20.5 | 17-19.5 | 16.5-20.5 | 19 | 19-22 |



LB Heavy Duty Multi-Tilter Plain Back
COM Yardage: 1.50
Freight Class: 125
Product Weight (lbs.): 58
Cubic Feet Per Carton: 9.25




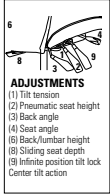

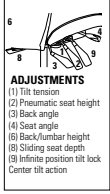

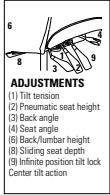

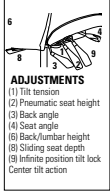

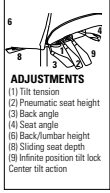
Granada TS


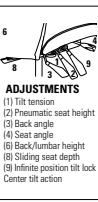




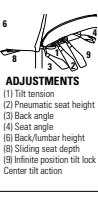




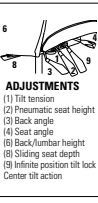




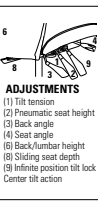



Ergonomic Features:
A, B, C, D, E, F, G, H, M, N, Q, S


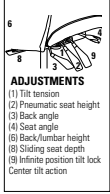

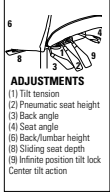
| MODEL# | 1 | 2 | 3 | 4 | 5 | 6 | 7 | 8 | 9 | 10 | 11 | 12 |
|---------------|------|------|------|------|------|------|------|------|------|------|------|------|
| TS3212 | 1228 | 1289 | 1332 | 1396 | 1491 | 1522 | 1604 | 1759 | 1834 | 1979 | 2173 | 2416 |

| OVERALL DIMENSIONS | | | SEAT DIMENSIONS | | | BACK DIMENSIONS | |
|--------------------|----|-----|-----------------|---------|-----------|-----------------|-----------|
| W | D | H | W | D | H | W | H |
| 26 | 24 | 40. | 20.5 | 17-19.5 | 17.5-21.5 | 19 | 21.5-25.5 |



| DESCRIPTION | FEATURES | MODEL# | STANDARD TEXTILE GRADES | | | | | | | | | | | | | | | | | | | | | | | | | | | | | |
|---|---|---|---|---------|-----------|--------------------|------------|--------|-----------------|--------|--------|-----------------|--------|--------|-----------------|--------|--------|--------|--------|--------|--------|--------|--------|--------|--------|--------|--------|---------|-----------|------|------------|--|
| | | | 1 | 2 | 3 | 4 | 5 | 6 | 7 | 8 | 9 | 10 | 11 | 12 | | | | | | | | | | | | | | | | | | |
|  <p>HB Heavy Duty Multi-Tilter Plain Back COM Yardage: 1.75 Freight Class: 150 Product Weight (lbs.): 57 Cubic Feet Per Carton: 10.50</p> |  <p>ADJUSTMENTS (1) Tilt tension (2) Pneumatic seat height (3) Back angle (4) Seat angle (5) Back/lumbar height (6) Sliding seat depth (8) Infinite position tilt lock Center tilt action</p> | <p>Granada TS</p> <p>Ergonomic Features: A, B, C, D, E, F, G, H, M, N, Q, S</p> | <table border="1"> <tr> <td>TS3217</td> <td>1352</td> <td>1421</td> <td>1470</td> <td>1547</td> <td>1656</td> <td>1693</td> <td>1788</td> <td>1971</td> <td>2056</td> <td>2225</td> <td>2454</td> <td>2735</td> </tr> </table> | | | | | | | | | | | | TS3217 | 1352 | 1421 | 1470 | 1547 | 1656 | 1693 | 1788 | 1971 | 2056 | 2225 | 2454 | 2735 | | | | | |
| | | | TS3217 | 1352 | 1421 | 1470 | 1547 | 1656 | 1693 | 1788 | 1971 | 2056 | 2225 | 2454 | 2735 | | | | | | | | | | | | | | | | | |
| | | | <table border="1"> <tr> <th colspan="3">OVERALL DIMENSIONS</th> <th colspan="3">SEAT DIMENSIONS</th> <th colspan="3">BACK DIMENSIONS</th> </tr> <tr> <th>W</th> <th>D</th> <th>H</th> <th>W</th> <th>D</th> <th>H</th> <th>W</th> <th colspan="2">H</th> </tr> <tr> <td>26</td> <td>24.5</td> <td>43</td> <td>20.5</td> <td>17-19.5</td> <td>17.5-21.5</td> <td>19</td> <td colspan="2">21.5-25.5</td> </tr> </table> | | | OVERALL DIMENSIONS | | | SEAT DIMENSIONS | | | BACK DIMENSIONS | | | W | D | H | W | D | H | W | H | | 26 | 24.5 | 43 | 20.5 | 17-19.5 | 17.5-21.5 | 19 | 21.5-25.5 | |
| OVERALL DIMENSIONS | | | SEAT DIMENSIONS | | | BACK DIMENSIONS | | | | | | | | | | | | | | | | | | | | | | | | | | |
| W | D | H | W | D | H | W | H | | | | | | | | | | | | | | | | | | | | | | | | | |
| 26 | 24.5 | 43 | 20.5 | 17-19.5 | 17.5-21.5 | 19 | 21.5-25.5 | | | | | | | | | | | | | | | | | | | | | | | | | |
| | | | | | | | | | | | | | | | | | | | | | | | | | | | | | | | | |
|  <p>HB Heavy Duty Multi-Tilter COM Yardage: 2 Freight Class: 125 Product Weight (lbs.): 65 Cubic Feet Per Carton: 9.25</p> |  <p>ADJUSTMENTS (1) Tilt tension (2) Pneumatic seat height (3) Back angle (4) Seat angle (5) Back/lumbar height (6) Sliding seat depth (8) Infinite position tilt lock Center tilt action</p> | <p>Granada Deluxe TS</p> <p>Ergonomic Features: A, B, C, E, F, H, M, N, Q, S</p> | <table border="1"> <tr> <td>TS1170-3</td> <td>1384</td> <td>1451</td> <td>1502</td> <td>1579</td> <td>1688</td> <td>1726</td> <td>1820</td> <td>2001</td> <td>2088</td> <td>2257</td> <td>2485</td> <td>2767</td> </tr> </table> | | | | | | | | | | | | TS1170-3 | 1384 | 1451 | 1502 | 1579 | 1688 | 1726 | 1820 | 2001 | 2088 | 2257 | 2485 | 2767 | | | | | |
| | | | TS1170-3 | 1384 | 1451 | 1502 | 1579 | 1688 | 1726 | 1820 | 2001 | 2088 | 2257 | 2485 | 2767 | | | | | | | | | | | | | | | | | |
| | | | <table border="1"> <tr> <th colspan="3">OVERALL DIMENSIONS</th> <th colspan="3">SEAT DIMENSIONS</th> <th colspan="3">BACK DIMENSIONS</th> </tr> <tr> <th>W</th> <th>D</th> <th>H</th> <th>W</th> <th>D</th> <th>H</th> <th>W</th> <th colspan="2">H</th> </tr> <tr> <td>26</td> <td>23.5</td> <td>45</td> <td>21</td> <td>18-20.5</td> <td>17.5-21.5</td> <td>20</td> <td colspan="2">23-28.25</td> </tr> </table> | | | OVERALL DIMENSIONS | | | SEAT DIMENSIONS | | | BACK DIMENSIONS | | | W | D | H | W | D | H | W | H | | 26 | 23.5 | 45 | 21 | 18-20.5 | 17.5-21.5 | 20 | 23-28.25 | |
| OVERALL DIMENSIONS | | | SEAT DIMENSIONS | | | BACK DIMENSIONS | | | | | | | | | | | | | | | | | | | | | | | | | | |
| W | D | H | W | D | H | W | H | | | | | | | | | | | | | | | | | | | | | | | | | |
| 26 | 23.5 | 45 | 21 | 18-20.5 | 17.5-21.5 | 20 | 23-28.25 | | | | | | | | | | | | | | | | | | | | | | | | | |
| | | | | | | | | | | | | | | | | | | | | | | | | | | | | | | | | |
|  <p>MB Heavy Duty Multi-Tilter COM Yardage: 1.75 Freight Class: 125 Product Weight (lbs.): 63 Cubic Feet Per Carton: 9.25</p> |  <p>ADJUSTMENTS (1) Tilt tension (2) Pneumatic seat height (3) Back angle (4) Seat angle (5) Back/lumbar height (6) Sliding seat depth (8) Infinite position tilt lock Center tilt action</p> | <p>Granada Deluxe TS</p> <p>Ergonomic Features: A, B, C, E, F, H, M, N, Q, S</p> | <table border="1"> <tr> <td>TS1171-3</td> <td>\$1259</td> <td>\$1322</td> <td>\$1363</td> <td>\$1427</td> <td>\$1521</td> <td>\$1553</td> <td>\$1635</td> <td>\$1791</td> <td>\$1864</td> <td>\$2010</td> <td>\$2204</td> <td>\$2447</td> </tr> </table> | | | | | | | | | | | | TS1171-3 | \$1259 | \$1322 | \$1363 | \$1427 | \$1521 | \$1553 | \$1635 | \$1791 | \$1864 | \$2010 | \$2204 | \$2447 | | | | | |
| | | | TS1171-3 | \$1259 | \$1322 | \$1363 | \$1427 | \$1521 | \$1553 | \$1635 | \$1791 | \$1864 | \$2010 | \$2204 | \$2447 | | | | | | | | | | | | | | | | | |
| | | | <table border="1"> <tr> <th colspan="3">OVERALL DIMENSIONS</th> <th colspan="3">SEAT DIMENSIONS</th> <th colspan="3">BACK DIMENSIONS</th> </tr> <tr> <th>W</th> <th>D</th> <th>H</th> <th>W</th> <th>D</th> <th>H</th> <th>W</th> <th colspan="2">H</th> </tr> <tr> <td>26</td> <td>23.5</td> <td>41</td> <td>21</td> <td>18-20.5</td> <td>17.5-21.5</td> <td>20</td> <td colspan="2">19-24.25</td> </tr> </table> | | | OVERALL DIMENSIONS | | | SEAT DIMENSIONS | | | BACK DIMENSIONS | | | W | D | H | W | D | H | W | H | | 26 | 23.5 | 41 | 21 | 18-20.5 | 17.5-21.5 | 20 | 19-24.25 | |
| OVERALL DIMENSIONS | | | SEAT DIMENSIONS | | | BACK DIMENSIONS | | | | | | | | | | | | | | | | | | | | | | | | | | |
| W | D | H | W | D | H | W | H | | | | | | | | | | | | | | | | | | | | | | | | | |
| 26 | 23.5 | 41 | 21 | 18-20.5 | 17.5-21.5 | 20 | 19-24.25 | | | | | | | | | | | | | | | | | | | | | | | | | |
| | | | | | | | | | | | | | | | | | | | | | | | | | | | | | | | | |
|  <p>HB Heavy Duty Multi-Tilter COM Yardage: 1.75 Freight Class: 125 Product Weight (lbs.): 63 Cubic Feet Per Carton: 9.25</p> |  <p>ADJUSTMENTS (1) Tilt tension (2) Pneumatic seat height (3) Back angle (4) Seat angle (5) Back/lumbar height (6) Sliding seat depth (8) Infinite position tilt lock Center tilt action</p> | <p>Malaga TS</p> <p>Ergonomic Features: A, B, C, D, E, F, G, H, M, N, Q, S</p> | <table border="1"> <tr> <td>TS3140-3</td> <td>\$1616</td> <td>\$1683</td> <td>\$1736</td> <td>\$1812</td> <td>\$1920</td> <td>\$1957</td> <td>\$2052</td> <td>\$2235</td> <td>\$2322</td> <td>\$2490</td> <td>\$2718</td> <td>\$2999</td> </tr> </table> | | | | | | | | | | | | TS3140-3 | \$1616 | \$1683 | \$1736 | \$1812 | \$1920 | \$1957 | \$2052 | \$2235 | \$2322 | \$2490 | \$2718 | \$2999 | | | | | |
| | | | TS3140-3 | \$1616 | \$1683 | \$1736 | \$1812 | \$1920 | \$1957 | \$2052 | \$2235 | \$2322 | \$2490 | \$2718 | \$2999 | | | | | | | | | | | | | | | | | |
| | | | <table border="1"> <tr> <th colspan="3">OVERALL DIMENSIONS</th> <th colspan="3">SEAT DIMENSIONS</th> <th colspan="3">BACK DIMENSIONS</th> </tr> <tr> <th>W</th> <th>D</th> <th>H</th> <th>W</th> <th>D</th> <th>H</th> <th>W</th> <th colspan="2">H</th> </tr> <tr> <td>26</td> <td>25</td> <td>44</td> <td>20</td> <td>17.5-20</td> <td>16.5-20.5</td> <td>18.5</td> <td colspan="2">25-27.25</td> </tr> </table> | | | OVERALL DIMENSIONS | | | SEAT DIMENSIONS | | | BACK DIMENSIONS | | | W | D | H | W | D | H | W | H | | 26 | 25 | 44 | 20 | 17.5-20 | 16.5-20.5 | 18.5 | 25-27.25 | |
| OVERALL DIMENSIONS | | | SEAT DIMENSIONS | | | BACK DIMENSIONS | | | | | | | | | | | | | | | | | | | | | | | | | | |
| W | D | H | W | D | H | W | H | | | | | | | | | | | | | | | | | | | | | | | | | |
| 26 | 25 | 44 | 20 | 17.5-20 | 16.5-20.5 | 18.5 | 25-27.25 | | | | | | | | | | | | | | | | | | | | | | | | | |
| | | | | | | | | | | | | | | | | | | | | | | | | | | | | | | | | |
|  <p>LB Heavy Duty Multi-Tilter COM Yardage: 60 Freight Class: 125 Product Weight (lbs.): 60 Cubic Feet Per Carton: 9.25</p> |  <p>ADJUSTMENTS (1) Tilt tension (2) Pneumatic seat height (3) Back angle (4) Seat angle (5) Back/lumbar height (6) Sliding seat depth (8) Infinite position tilt lock Center tilt action</p> | <p>Malaga TS</p> <p>Ergonomic Features: A, B, C, D, E, F, G, H, M, N, Q, S</p> | <table border="1"> <tr> <td>TS3141-3</td> <td>\$1489</td> <td>\$1547</td> <td>\$1591</td> <td>\$1656</td> <td>\$1749</td> <td>\$1782</td> <td>\$1865</td> <td>\$2019</td> <td>\$2093</td> <td>\$2238</td> <td>\$2433</td> <td>\$2679</td> </tr> </table> | | | | | | | | | | | | TS3141-3 | \$1489 | \$1547 | \$1591 | \$1656 | \$1749 | \$1782 | \$1865 | \$2019 | \$2093 | \$2238 | \$2433 | \$2679 | | | | | |
| | | | TS3141-3 | \$1489 | \$1547 | \$1591 | \$1656 | \$1749 | \$1782 | \$1865 | \$2019 | \$2093 | \$2238 | \$2433 | \$2679 | | | | | | | | | | | | | | | | | |
| | | | <table border="1"> <tr> <th colspan="3">OVERALL DIMENSIONS</th> <th colspan="3">SEAT DIMENSIONS</th> <th colspan="3">BACK DIMENSIONS</th> </tr> <tr> <th>W</th> <th>D</th> <th>H</th> <th>W</th> <th>D</th> <th>H</th> <th>W</th> <th colspan="2">H</th> </tr> <tr> <td>25</td> <td>24.5</td> <td>39.75</td> <td>20</td> <td>17.5-20</td> <td>16.5-20.5</td> <td>18.5</td> <td colspan="2">20.5-22.75</td> </tr> </table> | | | OVERALL DIMENSIONS | | | SEAT DIMENSIONS | | | BACK DIMENSIONS | | | W | D | H | W | D | H | W | H | | 25 | 24.5 | 39.75 | 20 | 17.5-20 | 16.5-20.5 | 18.5 | 20.5-22.75 | |
| OVERALL DIMENSIONS | | | SEAT DIMENSIONS | | | BACK DIMENSIONS | | | | | | | | | | | | | | | | | | | | | | | | | | |
| W | D | H | W | D | H | W | H | | | | | | | | | | | | | | | | | | | | | | | | | |
| 25 | 24.5 | 39.75 | 20 | 17.5-20 | 16.5-20.5 | 18.5 | 20.5-22.75 | | | | | | | | | | | | | | | | | | | | | | | | | |
| | | | | | | | | | | | | | | | | | | | | | | | | | | | | | | | | |

| DESCRIPTION | FEATURES | MODEL# | STANDARD TEXTILE GRADES | | | | | | | | | | | | | | | | | | | | | | | | | | | | | |
|---|---|--|--|---------|-------|--------------------|----------|------|-----------------|------|------|-----------------|------|------|-----------------|------|------|------|------|------|------|------|------|------|------|---------|-------|------|----------|---|--|--|
| | | | 1 | 2 | 3 | 4 | 5 | 6 | 7 | 8 | 9 | 10 | 11 | 12 | | | | | | | | | | | | | | | | | | |
|  <p>HB Heavy Duty Multi -Tilter COM Yardage: 2.25 Freight Class: 125 Product Weight (lbs.): 74 Cubic Feet Per Carton: 11</p> |  <p>ADJUSTMENTS (1) Tilt tension (2) Pneumatic seat height (3) Back angle (4) Seat angle (5) Back/lumbar height (6) Sliding seat depth (9) Infinite position tilt lock Center tilt action</p> | <p>ObusForme Comfort TS</p> <p>Ergonomic Features: A, C, E, F, H, M, N, S</p> | <table border="1"> <tr> <td>TS1240-3</td> <td>1479</td> <td>1571</td> <td>1636</td> <td>1738</td> <td>1882</td> <td>1950</td> <td>2081</td> <td>2289</td> <td>2449</td> <td>2630</td> <td>2997</td> <td>3389</td> </tr> </table> | | | | | | | | | | | | TS1240-3 | 1479 | 1571 | 1636 | 1738 | 1882 | 1950 | 2081 | 2289 | 2449 | 2630 | 2997 | 3389 | | | | | |
| | | | TS1240-3 | 1479 | 1571 | 1636 | 1738 | 1882 | 1950 | 2081 | 2289 | 2449 | 2630 | 2997 | 3389 | | | | | | | | | | | | | | | | | |
| | | | <table border="1"> <tr> <th colspan="3">OVERALL DIMENSIONS</th> <th colspan="3">SEAT DIMENSIONS</th> <th colspan="2">BACK DIMENSIONS</th> </tr> <tr> <th>W</th> <th>D</th> <th>H</th> <th>W</th> <th>D</th> <th>H</th> <th>W</th> <th>H</th> </tr> <tr> <td>26</td> <td>25</td> <td>48</td> <td>21</td> <td>17.5-20</td> <td>16-20</td> <td>19</td> <td>27</td> </tr> </table> | | | OVERALL DIMENSIONS | | | SEAT DIMENSIONS | | | BACK DIMENSIONS | | W | D | H | W | D | H | W | H | 26 | 25 | 48 | 21 | 17.5-20 | 16-20 | 19 | 27 |    | | |
| | | | OVERALL DIMENSIONS | | | SEAT DIMENSIONS | | | BACK DIMENSIONS | | | | | | | | | | | | | | | | | | | | | | | |
| W | D | H | W | D | H | W | H | | | | | | | | | | | | | | | | | | | | | | | | | |
| 26 | 25 | 48 | 21 | 17.5-20 | 16-20 | 19 | 27 | | | | | | | | | | | | | | | | | | | | | | | | | |
|  <p>MB Heavy Duty Multi -Tilter COM Yardage: 2 Freight Class: 125 Product Weight (lbs.): 71 Cubic Feet Per Carton: 10.50</p> |  <p>ADJUSTMENTS (1) Tilt tension (2) Pneumatic seat height (3) Back angle (4) Seat angle (5) Back/lumbar height (6) Sliding seat depth (9) Infinite position tilt lock Center tilt action</p> | <p>ObusForme Comfort TS</p> <p>Ergonomic Features: A, C, E, F, H, M, N, S</p> | <table border="1"> <tr> <td>TS1241-3</td> <td>1411</td> <td>1494</td> <td>1556</td> <td>1649</td> <td>1782</td> <td>1828</td> <td>1945</td> <td>2166</td> <td>2273</td> <td>2480</td> <td>2758</td> <td>3107</td> </tr> </table> | | | | | | | | | | | | TS1241-3 | 1411 | 1494 | 1556 | 1649 | 1782 | 1828 | 1945 | 2166 | 2273 | 2480 | 2758 | 3107 | | | | | |
| | | | TS1241-3 | 1411 | 1494 | 1556 | 1649 | 1782 | 1828 | 1945 | 2166 | 2273 | 2480 | 2758 | 3107 | | | | | | | | | | | | | | | | | |
| | | | <table border="1"> <tr> <th colspan="3">OVERALL DIMENSIONS</th> <th colspan="3">SEAT DIMENSIONS</th> <th colspan="2">BACK DIMENSIONS</th> </tr> <tr> <th>W</th> <th>D</th> <th>H</th> <th>W</th> <th>D</th> <th>H</th> <th>W</th> <th>H</th> </tr> <tr> <td>26</td> <td>25</td> <td>44</td> <td>21</td> <td>17.5-20</td> <td>16-20</td> <td>19.5</td> <td>22-27.25</td> </tr> </table> | | | OVERALL DIMENSIONS | | | SEAT DIMENSIONS | | | BACK DIMENSIONS | | W | D | H | W | D | H | W | H | 26 | 25 | 44 | 21 | 17.5-20 | 16-20 | 19.5 | 22-27.25 |    | | |
| | | | OVERALL DIMENSIONS | | | SEAT DIMENSIONS | | | BACK DIMENSIONS | | | | | | | | | | | | | | | | | | | | | | | |
| W | D | H | W | D | H | W | H | | | | | | | | | | | | | | | | | | | | | | | | | |
| 26 | 25 | 44 | 21 | 17.5-20 | 16-20 | 19.5 | 22-27.25 | | | | | | | | | | | | | | | | | | | | | | | | | |
|  <p>HB Heavy Duty Multi -Tilter with Schukra COM Yardage: 2.25 Freight Class: 125 Product Weight (lbs.): 74 Cubic Feet Per Carton: 11</p> |  <p>ADJUSTMENTS (1) Tilt tension (2) Pneumatic seat height (3) Back angle (4) Seat angle (5) Back/lumbar height (6) Sliding seat depth (9) Infinite position tilt lock Center tilt action</p> | <p>ObusForme Comfort TS</p> <p>Ergonomic Features: A, C, E, F, H, M, N, S</p> | <table border="1"> <tr> <td>TS1260-3</td> <td>1638</td> <td>1730</td> <td>1800</td> <td>1904</td> <td>2054</td> <td>2109</td> <td>2240</td> <td>2490</td> <td>2608</td> <td>2839</td> <td>3155</td> <td>3546</td> </tr> </table> | | | | | | | | | | | | TS1260-3 | 1638 | 1730 | 1800 | 1904 | 2054 | 2109 | 2240 | 2490 | 2608 | 2839 | 3155 | 3546 | | | | | |
| | | | TS1260-3 | 1638 | 1730 | 1800 | 1904 | 2054 | 2109 | 2240 | 2490 | 2608 | 2839 | 3155 | 3546 | | | | | | | | | | | | | | | | | |
| | | | <table border="1"> <tr> <th colspan="3">OVERALL DIMENSIONS</th> <th colspan="3">SEAT DIMENSIONS</th> <th colspan="2">BACK DIMENSIONS</th> </tr> <tr> <th>W</th> <th>D</th> <th>H</th> <th>W</th> <th>D</th> <th>H</th> <th>W</th> <th>H</th> </tr> <tr> <td>26</td> <td>25</td> <td>48</td> <td>21</td> <td>17.5-20</td> <td>16-20</td> <td>19.5</td> <td>27-32.25</td> </tr> </table> | | | OVERALL DIMENSIONS | | | SEAT DIMENSIONS | | | BACK DIMENSIONS | | W | D | H | W | D | H | W | H | 26 | 25 | 48 | 21 | 17.5-20 | 16-20 | 19.5 | 27-32.25 |    | | |
| | | | OVERALL DIMENSIONS | | | SEAT DIMENSIONS | | | BACK DIMENSIONS | | | | | | | | | | | | | | | | | | | | | | | |
| W | D | H | W | D | H | W | H | | | | | | | | | | | | | | | | | | | | | | | | | |
| 26 | 25 | 48 | 21 | 17.5-20 | 16-20 | 19.5 | 27-32.25 | | | | | | | | | | | | | | | | | | | | | | | | | |
|  <p>MB Heavy Duty Multi -Tilter with Schukra COM Yardage: 2 Freight Class: 125 Product Weight (lbs.): 69 Cubic Feet Per Carton: 10.50</p> |  <p>ADJUSTMENTS (1) Tilt tension (2) Pneumatic seat height (3) Back angle (4) Seat angle (5) Back/lumbar height (6) Sliding seat depth (9) Infinite position tilt lock Center tilt action</p> | <p>ObusForme Comfort TS</p> <p>Ergonomic Features: A, C, E, F, H, M, N, S</p> | <table border="1"> <tr> <td>TS1261-3</td> <td>1575</td> <td>1658</td> <td>1720</td> <td>1813</td> <td>1946</td> <td>1992</td> <td>2109</td> <td>2330</td> <td>2437</td> <td>2644</td> <td>2922</td> <td>3271</td> </tr> </table> | | | | | | | | | | | | TS1261-3 | 1575 | 1658 | 1720 | 1813 | 1946 | 1992 | 2109 | 2330 | 2437 | 2644 | 2922 | 3271 | | | | | |
| | | | TS1261-3 | 1575 | 1658 | 1720 | 1813 | 1946 | 1992 | 2109 | 2330 | 2437 | 2644 | 2922 | 3271 | | | | | | | | | | | | | | | | | |
| | | | <table border="1"> <tr> <th colspan="3">OVERALL DIMENSIONS</th> <th colspan="3">SEAT DIMENSIONS</th> <th colspan="2">BACK DIMENSIONS</th> </tr> <tr> <th>W</th> <th>D</th> <th>H</th> <th>W</th> <th>D</th> <th>H</th> <th>W</th> <th>H</th> </tr> <tr> <td>26</td> <td>25</td> <td>44</td> <td>21</td> <td>17.5-20</td> <td>16-20</td> <td>19.5</td> <td>22</td> </tr> </table> | | | OVERALL DIMENSIONS | | | SEAT DIMENSIONS | | | BACK DIMENSIONS | | W | D | H | W | D | H | W | H | 26 | 25 | 44 | 21 | 17.5-20 | 16-20 | 19.5 | 22 |    | | |
| | | | OVERALL DIMENSIONS | | | SEAT DIMENSIONS | | | BACK DIMENSIONS | | | | | | | | | | | | | | | | | | | | | | | |
| W | D | H | W | D | H | W | H | | | | | | | | | | | | | | | | | | | | | | | | | |
| 26 | 25 | 44 | 21 | 17.5-20 | 16-20 | 19.5 | 22 | | | | | | | | | | | | | | | | | | | | | | | | | |

| DESCRIPTION | FEATURES | MODEL# | STANDARD TEXTILE GRADES | | | | | | | | | | | |
|--|---|-----------------|---------------------------|--------------|----------|------------------------|----------|-----------|------------------------|----------|------|------|------|------|
| | | | 1 | 2 | 3 | 4 | 5 | 6 | 7 | 8 | 9 | 10 | 11 | 12 |
|  <p>HB Heavy Duty Multi - Tilter COM Yardage: 2 Freight Class: 125 Product Weight (lbs.): 63 Cubic Feet Per Carton: 10.50</p> |  <p>ADJUSTMENTS (1) Tilt tension (2) Pneumatic seat height (3) Back angle (4) Seat angle (5) Back/lumbar height (6) Sliding seat depth (9) Infinite position tilt lock Center tilt action</p> | TS5450-3 | 1132 | 1206 | 1260 | 1346 | 1468 | 1510 | 1616 | 1816 | 1913 | 2100 | 2352 | 2670 |
| | | | OVERALL DIMENSIONS | | | SEAT DIMENSIONS | | | BACK DIMENSIONS | | | | | |
| | | | W | D | H | W | D | H | W | H | | | | |
| | | | 26 | 25 | 42 | 20 | 18-20.5 | 16.5-20.5 | 20 | 23.5-26 | | | | |
| | | | RTA 2 | FedEx | | ups | | | | | | | | |
|  <p>MB Heavy Duty Multi - Tilter COM Yardage: 1.75 Freight Class: 150 Product Weight (lbs.): 60 Cubic Feet Per Carton: 10.50</p> |  <p>ADJUSTMENTS (1) Tilt tension (2) Pneumatic seat height (3) Back angle (4) Seat angle (5) Back/lumbar height (6) Sliding seat depth (9) Infinite position tilt lock Center tilt action</p> | TS5451-3 | 1093 | 1159 | 1210 | 1282 | 1388 | 1427 | 1519 | 1696 | 1779 | 1943 | 2165 | 2440 |
| | | | OVERALL DIMENSIONS | | | SEAT DIMENSIONS | | | BACK DIMENSIONS | | | | | |
| | | | W | D | H | W | D | H | W | H | | | | |
| | | | 26 | 25 | 38.5 | 20 | 18-20.5 | 16.5-20.5 | 20 | 20-22.5 | | | | |
| | | | RTA 2 | FedEx | | ups | | | | | | | | |

CONCORDE™ EXECUTIVE 24HR



model 2424



Push Button

Location within reach increases your adjustment. Promotes good posture as you move to various positions.


STANDARD FEATURES


- All adjustments are made with button controls that are conveniently located in full view, for easy use.
- Compound curved molded foam seat and back cushions.
- Seat cushion with Velcro attachment is easily removed and replaced.
- Rated for Multi-Shift use for persons up to 350 pounds.
- Standard with Allen-bolted width adjustable arms (Allen key included). Arms adjust 1 1/4" wider on each side, a total of 2 1/2" extra width.
- Pneumatic seat height adjustment and 5 - position tilt lock. Tilt tension control.




- Ratchet style back height adjustment.
- All models are standard with a reinforced five-legged, injection molded base with **C10** casters, Black (**BK**) Only.
- Check textile availability prior to specifying upholstery material.

OPTIONAL FEATURES

- Models are not available with **C7** glides.

| DESCRIPTION | FEATURES | MODEL# | STANDARD TEXTILE GRADES | | | | | | | | | | | | | | | | | | | | | |
|---|--|---|-------------------------|------|------|------|------|------|------|------|--|------|------|------|---|---|----|---------|-------|--|--|--|---|---|
| | | | 1 | 2 | 3 | 4 | 5 | 6 | 7 | 8 | 9 | 10 | 11 | 12 | | | | | | | | | | |
|  <p>ADJUSTMENTS (1) Tilt tension (2) Pneumatic seat height (6) Back height* (8) Seat depth (9) Chair tilt lock (5C) Synchro-tilt action Anti-kick back</p> | Seat depth Adjust: 16" to 18" Ergonomic Features: A, B, C, D, E, L, M, N, Q, T | 2424 | - | 3199 | 3273 | 3381 | 3536 | 3592 | 3724 | 3975 | 4095 | 4331 | 4653 | 5053 | | | | | | | | | | |
| | | <p>OVERALL DIMENSIONS</p> <table border="1"> <thead> <tr> <th>W</th> <th>D</th> <th>H</th> </tr> </thead> <tbody> <tr> <td>28.5</td> <td>27</td> <td>50</td> </tr> </tbody> </table> | | | W | D | H | 28.5 | 27 | 50 | <p>SEAT DIMENSIONS</p> <table border="1"> <thead> <tr> <th>W</th> <th>D</th> <th>H</th> </tr> </thead> <tbody> <tr> <td>21</td> <td>17.5-19</td> <td>18-22</td> </tr> </tbody> </table> | | | W | D | H | 21 | 17.5-19 | 18-22 | <p>BACK DIMENSIONS</p> <table border="1"> <thead> <tr> <th>W</th> <th>H</th> </tr> </thead> <tbody> <tr> <td>21</td> <td>28-31</td> </tr> </tbody> </table> | | | W | H |
| W | D | H | | | | | | | | | | | | | | | | | | | | | | |
| 28.5 | 27 | 50 | | | | | | | | | | | | | | | | | | | | | | |
| W | D | H | | | | | | | | | | | | | | | | | | | | | | |
| 21 | 17.5-19 | 18-22 | | | | | | | | | | | | | | | | | | | | | | |
| W | H | | | | | | | | | | | | | | | | | | | | | | | |
| 21 | 28-31 | | | | | | | | | | | | | | | | | | | | | | | |
| <p>RTA 00</p> | | | | | | | | | | | | | | | | | | | | | | | | |

| DESCRIPTION | FEATURES | MODEL# | STANDARD TEXTILE GRADES | | | | | | | | | | | | | | | | | | | | | |
|--|--|---|-------------------------|------|------|------|------|------|------|------|--|------|------|------|---|---|----|---------|-------|--|--|--|---|---|
| | | | 1 | 2 | 3 | 4 | 5 | 6 | 7 | 8 | 9 | 10 | 11 | 12 | | | | | | | | | | |
|  <p>ADJUSTMENTS (1) Tilt tension (2) Pneumatic seat height (6) Back height* (8) Seat depth (9) Chair tilt lock (5C) Synchro-tilt action Anti-kick back</p> | Additional seat depth: 1" Ergonomic Features: A, B, C, D, E, L, M, N, Q, T | 2424-18 | - | 3251 | 3330 | 3436 | 3586 | 3645 | 3781 | 4028 | 4153 | 4388 | 4711 | 5110 | | | | | | | | | | |
| | | <p>OVERALL DIMENSIONS</p> <table border="1"> <thead> <tr> <th>W</th> <th>D</th> <th>H</th> </tr> </thead> <tbody> <tr> <td>28.5</td> <td>27</td> <td>50</td> </tr> </tbody> </table> | | | W | D | H | 28.5 | 27 | 50 | <p>SEAT DIMENSIONS</p> <table border="1"> <thead> <tr> <th>W</th> <th>D</th> <th>H</th> </tr> </thead> <tbody> <tr> <td>21</td> <td>17.5-19</td> <td>18-22</td> </tr> </tbody> </table> | | | W | D | H | 21 | 17.5-19 | 18-22 | <p>BACK DIMENSIONS</p> <table border="1"> <thead> <tr> <th>W</th> <th>H</th> </tr> </thead> <tbody> <tr> <td>21</td> <td>28-31</td> </tr> </tbody> </table> | | | W | H |
| W | D | H | | | | | | | | | | | | | | | | | | | | | | |
| 28.5 | 27 | 50 | | | | | | | | | | | | | | | | | | | | | | |
| W | D | H | | | | | | | | | | | | | | | | | | | | | | |
| 21 | 17.5-19 | 18-22 | | | | | | | | | | | | | | | | | | | | | | |
| W | H | | | | | | | | | | | | | | | | | | | | | | | |
| 21 | 28-31 | | | | | | | | | | | | | | | | | | | | | | | |
| <p>RTA 00</p> | | | | | | | | | | | | | | | | | | | | | | | | |

| DESCRIPTION | FEATURES | MODEL# | STANDARD TEXTILE GRADES | | | | | | | | | | | | | |
|--|---|---------------------------|-------------------------|------|--------------------------------|------|------|------------------------|------|------|------|------|------|------|--|--|
| | | | 1 | 2 | 3 | 4 | 5 | 6 | 7 | 8 | 9 | 10 | 11 | 12 | | |
|  <p>Medium Back</p> <p>COM Yardage: 1.65 Freight Class: 125 Product Weight (lbs.): 66 Cubic Feet Per Carton: 10.50</p> | See series notes for mechanism options. | TS7331 | 1437 | 1500 | 1542 | 1612 | 1709 | 1753 | 1841 | 1980 | 2088 | 2209 | 2453 | 2715 | | |
| | | OVERALL DIMENSIONS | | | SEAT DIMENSIONS | | | BACK DIMENSIONS | | | | | | | | |
| | | W D H | | | W D H | | | W H | | | | | | | | |
| | | 24 21.5 42 | | | 19.75 15.5-18.5 17.5-21.5 | | | 19 22 | | | | | | | | |
| | | RTA 1 | | | 1 per carton | | | | | | | | | | | |
|  <p>High Back</p> <p>COM Yardage: 1.75 Freight Class: 125 Product Weight (lbs.): 68 Cubic Feet Per Carton: 10.50</p> | See series notes for mechanism options. | TS7332 | 1507 | 1572 | 1620 | 1692 | 1796 | 1844 | 1937 | 2087 | 2202 | 2329 | 2591 | 2873 | | |
| | | OVERALL DIMENSIONS | | | SEAT DIMENSIONS | | | BACK DIMENSIONS | | | | | | | | |
| | | W D H | | | W D H | | | W H | | | | | | | | |
| | | 24.5 23 45.5 | | | 16.5-18.75 15.5-18.5 17.5-21.5 | | | 19 24.5 | | | | | | | | |
| | | RTA 1 | | | 1 per carton | | | | | | | | | | | |
|  <p>Extended High Back</p> <p>COM Yardage: 2 Freight Class: 125 Product Weight (lbs.): 70 Cubic Feet Per Carton: 11</p> | See series notes for mechanism options. | TS7333 | 1576 | 1650 | 1705 | 1790 | 1908 | 1963 | 2071 | 2241 | 2375 | 2519 | 2823 | 3146 | | |
| | | OVERALL DIMENSIONS | | | SEAT DIMENSIONS | | | BACK DIMENSIONS | | | | | | | | |
| | | W D H | | | W D H | | | W H | | | | | | | | |
| | | 26 24 51 | | | 16.5-18.75 15.5-18.5 17.5-21.5 | | | 19 27 | | | | | | | | |
| | | RTA 1 | | | 1 per carton | | | | | | | | | | | |

ROBUST




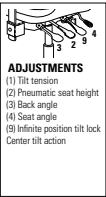

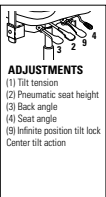
model 2527

STANDARD FEATURES

- Heavy duty chair rated for multi shift users up to 500 pounds.
- Standard with a six prong, oval tubular steel base (32" in diameter) in Black (BK) Only.
- Standard with a solid steel loop style arm. The arm is vinyl dipped to be warm to the touch and impact absorbent.
- Arms are width adjustable for an extra 2" on each side, providing additional room and comfort for users.
- There are no arm options for this series.
- Side tension adjustment can be reached from a seated position.
- Standard with Ultracell high density, high resilient foam on seat and back.
- Large diameter 3" black casters, providing easier mobility.
- Casters are suitable for hard surface flooring or carpet. There are no caster options for this series.
- Standard pneumatic seat height adjustment. Forward and rearward seat tilt with infinite lock and free floating back angle control. Tilt tension control.
- This series has a two-tone fabric combination as standard. Trim is always Dobby, Black (DB42) fabric.

OPTIONAL FEATURES

- Upholstered in fabric only. Check textile availability prior to specifying.
- An optional abrasion-resistant outer back fabric (polyester) is available (BKB). Resistant to impact damage. Available in Black only. Add \$23.

| DESCRIPTION | FEATURES | MODEL# | STANDARD TEXTILE GRADES | | | | | | | | | | | | |
|--|---|---------------------------|-------------------------|---------------|------------------------|-----------|----------|------------------------|----------|------|------|------|------|------|--|
| | | | 1 | 2 | 3 | 4 | 5 | 6 | 7 | 8 | 9 | 10 | 11 | 12 | |
|  <p>HB Heavy Duty Multi-Tilter COM Yardage: 3.25 Freight Class: 250 Product Weight (lbs.): 118 Cubic Feet Per Carton: 33.50</p> |  <p>ADJUSTMENTS (1) Tilt tension (2) Pneumatic seat height (3) Back angle (4) Seat angle (5) Infinite position tilt lock Center tilt action</p> | 2526 | - | 2725 | 2817 | 2953 | 3147 | 3218 | 3385 | 3701 | 3858 | 4151 | 4560 | 5062 | |
| | | OVERALL DIMENSIONS | | | SEAT DIMENSIONS | | | BACK DIMENSIONS | | | | | | | |
| | | W | D | H | W | D | H | W | H | | | | | | |
| | 29 | 27.5 | 50.5 | 25.5 | 20 | 16.5-20.5 | 22 | 30 | | | | | | | |
| | | | | RTA 00 | | | | | | | | | | | |
|  <p>MB Heavy Duty Multi-Tilter COM Yardage: 3 Freight Class: 250 Product Weight (lbs.): 114 Cubic Feet Per Carton: 29.50</p> |  <p>ADJUSTMENTS (1) Tilt tension (2) Pneumatic seat height (3) Back angle (4) Seat angle (5) Infinite position tilt lock Center tilt action</p> | 2527 | - | 2542 | 2628 | 2751 | 2929 | 2995 | 3152 | 3443 | 3589 | 3859 | 4236 | 4700 | |
| | | OVERALL DIMENSIONS | | | SEAT DIMENSIONS | | | BACK DIMENSIONS | | | | | | | |
| | | W | D | H | W | D | H | W | H | | | | | | |
| | 29 | 26.5 | 42.5 | 25.5 | 20 | 16.5-20.5 | 22 | 24 | | | | | | | |
| | | | | RTA 00 | | | | | | | | | | | |


SAXON



model 2512-3



Back



Arm Feature


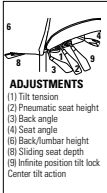
Arms are designed to flip up and accommodate people wearing equipment belts.

STANDARD FEATURES

- A contoured molded, dual cushion, Ultracell foam seat and heavily padded back provides exceptional comfort.
- Rated for multi-shift use by persons up to 350lbs.
- Abrasion resistant outer back fabric (polyester) is standard. Resistant to impact damage. Available in Black only.
- Standard with a black nylon molded base with dual wheel carpet casters (C10). Select hard floor casters (C10R) for use on most hard surfaces, add \$66.
- Standard with VL fold-up arms to accommodate users' equipment belts.
- Arms standard with Vari-Width Adapter Plates (WA).
- Back upright is 3" standard, with 2.25", five-position, ratchet back height adjustment.
- Side activated sliding seat depth adjustment is standard.
- Saxon is covered under Global's Heavy Duty Warranty for 12 years, 24/7 use environments. Fabrics with a minimum of 100,000 double rubs required.
- Upholstery options: fabric and coated textiles only. Coated textiles may feature stitch detail across the seat and/or back cushions, if applicable.

OPTIONAL FEATURES

- **AC10** casters are standard. Please see page 437 for additional caster options. Optional caster may be priced higher than the standard casters and will incur an upcharge. Lower priced optional casters will not be credited.

| DESCRIPTION | FEATURES | MODEL# | STANDARD TEXTILE GRADES | | | | | | | | | | | |
|--|--|--------------------|-------------------------|------|-----------------|------|---------|-----------------|------|---------|------|------|------|------|
| | | | 1 | 2 | 3 | 4 | 5 | 6 | 7 | 8 | 9 | 10 | 11 | 12 |
|  <p>ADJUSTMENTS (1) Tilt tension (2) Pneumatic seat height (3) Back angle (4) Seat angle (5) Back/lumbar height (6) Sliding seat depth (7) Infinite position tilt lock (8) Center tilt action</p> |  <p>Ergonomic Features: A, B, C, M, N, S</p> | 2512-3 | - | 1820 | 1890 | 1987 | 2129 | 2181 | 2303 | 2532 | 2649 | 2861 | 3158 | 3521 |
| | | OVERALL DIMENSIONS | | | SEAT DIMENSIONS | | | BACK DIMENSIONS | | | | | | |
| | | | W | D | H | W | D | H | W | H | | | | |
| | | | 27.5 | 25 | 39.5 | 22.5 | 19-21.5 | 18-22 | 20 | 19.5-22 | | | | |
| <p>HB Heavy Duty Multi-Tilter COM Yardage: 2.25 Freight Class: 150 Product Weight (lbs.): 60 Cubic Feet Per Carton: 13</p> | | | RTA 2 | | | | | | | | | | | |

VION



model TS6321-3



model TS6331-3

| VION FINISHES - TASK SEATING | | | | |
|------------------------------|-------------------|--------------------|--|------------------------------|
| Back Frame | Base | Specify Code | Arm Option | Specify Code |
| Black | Black | BLK no upcharge | Adj. "T" arm (Black) Adj. "T" arm, fixed armcap (Black) Adj. "T" arm (Black , Chrome accent) Adj. "T" arm, fixed armcap (Black , Chrome accent) | AS AF AC A |
| Black | Polished Aluminum | BAU Add \$167 | Fixed "C" arm (Black) Fixed "C" arm (Polished Aluminum) | C CA - Add \$202 |
| Shadow | Shadow | SHW Add \$76 | Adj. "T" arm (Shadow) Adj. "T" arm, fixed armcap (Shadow) Adj. "T" arm (Shadow , Chrome accent) | SHA SHF SHR |
| Shadow | Polished Aluminum | SAU Add \$241 | Adj. "T" arm, fixed armcap (Shadow , Chrome accent) Fixed "C" arm (Shadow) Fixed "C" arm (Polished Aluminum) | SHD SHC CA - Add \$202 |
| Fog | Fog | FOG Add \$376 | Adj. "T" arm (Fog) Adj. "T" arm, fixed armcap (Fog) Adj. "T" arm (Fog , Chrome accent) | FA FF FC |
| Fog | Polished Aluminum | FAU Add \$241 | Adj. "T" arm, fixed armcap (Fog , Chrome accent) Fixed "C" arm (Fog) Fixed "C" arm (Polished Aluminum) | CF CC CA - Add \$202 |


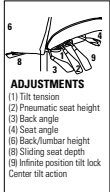

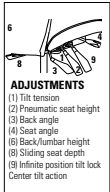
* All arms have Black SSU Armcaps.


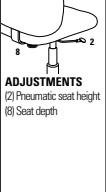


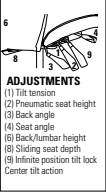


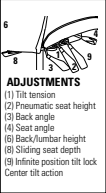


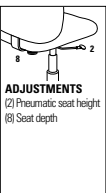

STANDARD FEATURES

- The TS models are available within standard Vion series. TS stands for "Three Shift" and each of the TS models are rated for 24-7 applications as well as weight rated up to 350 pounds.
- Multi-Tilter models, feature a heavy duty mechanism.
- Multi-Tilters are standard with Pneumatic seat height and sliding seat depth adjustment. Forward and rearward seat tilt with infinite lock and free floating back angle control. Tilt tension control.
- Side activated sliding seat depth adjustment is standard on Multi-Tilter. Provides 2" of seat depth adjustment.
- Heavy duty height adjustable stools are standard with fixed back. Seat depth and pneumatic seat height adjustments. Swivels with adjustable chrome footring.
- All models are standard with either Ultracell or molded heavy duty seat foam.
- All models have a heavy duty 3" wide back upright.
- All models are standard with height and width adjustable arms (**AS**) that feature a front to back sliding armcap.
- Mesh back models are available in 10 standard Vion colors: Aqua (**MS75**), Black (**MS69**), Black Cherry (**MS76**), Blue (**MS72**), Dust (**MS77**), Ivory (**MS78**), Natural (**MS74**), Paprika (**MS79**), Rope (**MS73**) and Stone (**MS71**).
- Mesh back models will always feature black fabric (Jenny **JN02**) on the back side.
- Check textile availability prior to specifying upholstery material. Materials must meet or exceed 100,000 double rubs to comply with Globals Heavy Duty seating textile warranty.

OPTIONAL FEATURES

- Vion back frames, arms and bases are available in three colors: Black, Shadow and Fog. See Vion finishes chart for options and upcharges. Armcaps are always Black.
- Mesh back models are also available in 10 Dimension Mesh colors: Black (**DBK**), Fog (**DST**), Chalk (**DCL**), Shadow (**DGM**), Charcoal (**DCH**), Sand (**DSD**), Cobalt (**DCO**), Pool Blue (**DPB**), Citrus (**DCT**) and Berry (**DBE**). Add \$27
- Upholstered back models offer a Matching Outer (**MO**) upholstery option. Due to the additional material needed, these models are listed separately and are priced differently than the standard upholstered back models.
- Two featured "T" arm options that include height and width adjusting arms, one with sliding arm caps (**AS**) and one without sliding arm caps (**AF**). Also, available is a stylish fixed urethane arm (**C**) for conference/management environments.
- Optional Lumbar Pad can be added at the time of order. Please specify **LP**. Add \$40. Lumbar Pad can also be order after sale as a kit, specify model 6339 at \$43 list. The Lumbar Pad is adjustable up to 3".
- Optional Memory Foam available on Vion Seats. Please specify **MF**. Add \$117.
- B7A** Polished aluminum base and matching chrome arm accent on either **AS** or **AF** arms. Please specify **ALU** and **AC**. Add \$152.

| DESCRIPTION | FEATURES | MODEL# | STANDARD TEXTILE GRADES | | | | | | | | | | | |
|---|---|---|--|---|---|--|---|---|--|---|---|----|----|----|
| | | | 1 | 2 | 3 | 4 | 5 | 6 | 7 | 8 | 9 | 10 | 11 | 12 |
|  <p>HB Heavy Duty Multi - Tilter - Mesh Back COM Yardage: 1.75 Freight Class: 150 Product Weight (lbs.): 49 Cubic Feet Per Carton: 10.5</p> |  <p>ADJUSTMENTS (1) Tilt tension (2) Pneumatic seat height (3) Back angle (4) Seat angle (5) Back/Lumbar height (6) Sliding seat depth (7) Infinite position tilt lock Center tilt action</p> | <p>Vion TS</p> <p>Ergonomic Features: A, B, C, E, F, G, H, M, N, Q, U, S</p> | <p>TS6321-3 1293 1330 1358 1399 1458 1479 1530 1629 1678 1768 1893 2046</p> | | | | | | | | | | | |
| | | | <p>OVERALL DIMENSIONS</p> <p>W D H</p> | | | <p>SEAT DIMENSIONS</p> <p>W D H</p> | | | <p>BACK DIMENSIONS</p> <p>W H</p> | | | | | |
| | | | 25.5 24 41 | | | 20 17-19.5 17.5-21.5 | | | 19 21.5-24 | | | | | |
|  <p>MB Heavy Duty Multi - Tilter - Mesh Back COM Yardage: 1.75 Freight Class: 150 Product Weight (lbs.): 49 Cubic Feet Per Carton: 10.5</p> |  <p>ADJUSTMENTS (1) Tilt tension (2) Pneumatic seat height (3) Back angle (4) Seat angle (5) Back/Lumbar height (6) Sliding seat depth (7) Infinite position tilt lock Center tilt action</p> | <p>Vion TS</p> <p>Ergonomic Features: A, B, C, E, F, G, H, M, N, Q, U, S</p> | <p>TS6322-3 1242 1280 1308 1349 1409 1429 1480 1579 1628 1718 1844 1997</p> | | | | | | | | | | | |
| | | | <p>OVERALL DIMENSIONS</p> <p>W D H</p> | | | <p>SEAT DIMENSIONS</p> <p>W D H</p> | | | <p>BACK DIMENSIONS</p> <p>W H</p> | | | | | |
| | | | 25.5 24 39 | | | 20 17-19.5 17.5-21.5 | | | 19 21.5-24 | | | | | |

| DESCRIPTION | FEATURES | MODEL# | STANDARD TEXTILE GRADES | | | | | | | | | | | | | | |
|--|--|---|--|-----------------|---------------------------|---------------------------|----------|------------------------|------------------------|----------|------------------------|------------------------|------|------|------|------|------|
| | | | 1 | 2 | 3 | 4 | 5 | 6 | 7 | 8 | 9 | 10 | 11 | 12 | | | |
|  <p>MB Heavy Duty Stool - Mesh Back COM Yardage: 1.75 Freight Class: 150 Product Weight (lbs.): 49 Cubic Feet Per Carton: 10.5</p> |  <p>ADJUSTMENTS (2) Pneumatic seat height (8) Seat depth</p> | S6328-6 | 999 | 1042 | 1072 | 1117 | 1184 | 1207 | 1265 | 1376 | 1430 | 1532 | 1672 | 1848 | | | |
| | | | OVERALL DIMENSIONS | | | SEAT DIMENSIONS | | | BACK DIMENSIONS | | | | | | | | |
| | | | W | D | H | W | D | H | W | H | | | | | | | |
| | | | 25.5 | 24 | 48 | 20 | 17.5 | 23.5-33.5 | 19 | 21.5-24 | | | | | | | |
| <p>Vion S</p> <p>Ergonomic Features: C, E, H, M, N, Q, U</p> |  | | | | | | | | | | | | | | | | |
| | |  <p>HB Heavy Duty Multi - Tilter - Upholstered Back COM Yardage: 1.75 Freight Class: 150 Product Weight (lbs.): 49 Cubic Feet Per Carton: 10.5</p> |  <p>ADJUSTMENTS (1) Tilt tension (2) Pneumatic seat height (3) Back angle (4) Seat angle (6) Back/lumbar height (8) Sliding seat depth (9) Infinite position tilt lock Center tilt action</p> | TS6331-3 | 1427 | 1475 | 1510 | 1560 | 1634 | 1663 | 1724 | 1850 | 1908 | 2023 | 2178 | 2370 | |
| | | | | | TS6331-3MO | 1483 | 1556 | 1611 | 1695 | 1814 | 1869 | 1976 | 2146 | 2277 | 2424 | 2725 | 3045 |
| | | | | | | OVERALL DIMENSIONS | | | SEAT DIMENSIONS | | | BACK DIMENSIONS | | | | | |
| W | D | | | | H | W | D | H | W | H | | | | | | | |
| 25.5 | 24 | 41 | 20 | 17-19.5 | 17.5-21.5 | 19 | 21.5-24 | | | | | | | | | | |
| <p>Vion TS</p> <p>Ergonomic Features: A, B, C, E, F, G, H, M, N, Q, U, S</p> |  | | | | | | | | | | | | | | | | |
| | |  <p>MB Heavy Duty Multi - Tilter - Upholstered Back COM Yardage: 1.75 Freight Class: 150 Product Weight (lbs.): 49 Cubic Feet Per Carton: 10.5</p> |  <p>ADJUSTMENTS (1) Tilt tension (2) Pneumatic seat height (3) Back angle (4) Seat angle (6) Back/lumbar height (8) Sliding seat depth (9) Infinite position tilt lock Center tilt action</p> | TS6332-3 | 1376 | 1423 | 1456 | 1508 | 1582 | 1610 | 1672 | 1798 | 1855 | 1970 | 2126 | 2318 | |
| | | | | | TS6332-3MO | 1436 | 1515 | 1576 | 1668 | 1794 | 1853 | 1972 | 2157 | 2299 | 2458 | 2785 | 3134 |
| | | | | | | OVERALL DIMENSIONS | | | SEAT DIMENSIONS | | | BACK DIMENSIONS | | | | | |
| W | D | | | | H | W | D | H | W | H | | | | | | | |
| 25.5 | 24 | 41 | 20 | 17-19.5 | 17.5-21.5 | 19 | 21.5-24 | | | | | | | | | | |
| <p>Vion TS</p> <p>Ergonomic Features: A, B, C, E, F, G, H, M, N, Q, U, S</p> |  | | | | | | | | | | | | | | | | |
| | |  <p>MB Heavy Duty Height Adjustable Stool Upholstered Back COM Yardage: 1 Freight Class: 150 Product Weight (lbs.): 47 Cubic Feet Per Carton: 10.5</p> |  <p>ADJUSTMENTS (2) Pneumatic seat height (8) Seat depth</p> | S6338-6 | 1122 | 1174 | 1212 | 1272 | 1355 | 1384 | 1457 | 1596 | 1660 | 1792 | 1966 | 2183 | |
| | | | | | OVERALL DIMENSIONS | | | SEAT DIMENSIONS | | | BACK DIMENSIONS | | | | | | |
| | | | | | W | D | H | W | D | H | W | H | | | | | |
| 25.5 | 24 | | | | 48 | 20 | 17.5 | 23.5-33.5 | 18.5 | 21 | | | | | | | |
| <p>Vion S</p> <p>Ergonomic Features: C, E, M, N</p> |  | | | | | | | | | | | | | | | | |