

multi-purpose

| | | | | | |
|--------------------|-----|------------------------|-----|------------------|-----|
| Bakhita | 135 | Islands | 184 | Sas | 210 |
| Beach | 138 | Layne | 185 | Sidero | 212 |
| Beam Seating | 139 | Lite | 187 | Sonic | 216 |
| Caprice | 149 | Marche | 192 | Spritz | 232 |
| Chap | 151 | Mayne | 194 | Spyker | 235 |
| Comet | 153 | Moda Four-Legged | 195 | Stream | 236 |
| Diplomat | 156 | Moda Stacking | 196 | Twilight | 248 |
| Duet | 157 | Popcorn | 198 | Vion guest | 251 |
| Erin | 177 | Rebound | 203 | Willow | 256 |
| File Buddy | 181 | Roma Nester | 208 | Zoma | 270 |

BAKHITA



model 6750



model 6753






model 6754






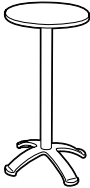

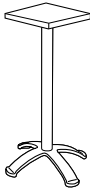
model 6785

STANDARD FEATURES

- A comfortable, high-quality, lightweight, stacking chair that is incredibly strong and durable.
- Bakhita is an all polymer chair intended for use indoors or outdoors. Products must be stored inside during extreme and inclement weather. See Global's Outdoor Furniture warranty for additional information.
- Weather resistant, UV and stain resistant, with a modern design.
- Standard height models (6750, 6751) are suitable for use in MRI rooms.
- Chairs are simultaneously molded with two different materials. Inside is a structural fiberglass frame for strength. Outside is a durable polypropylene light fast compound.
- Armchairs and Armless Chairs are finished with a smooth surface. Bar Stools and Counter Stools are finished with a slightly textured surface.
- Upholstered seats will only fit on a frame made for this purpose, it is not possible to add an upholstered seat onto an existing all plastic chair in the field.
- Upholstered seats are fixed and non-removable.
- Chair legs are equipped with translucent non-marking glides as standard. Suitable for outdoor environments, carpet and hard surface flooring.
- Check textile availability prior to specifying upholstery material.
- All Bakhita products (except upholstered models) are only available through Global's InStock program. Contact CustomerCare for lead times and quotation for quantities beyond InStock inventory.
- For outdoor use Global recommends marine grade vinyls or Sunbrella fabrics with UV resistance.
- Chairs are available in 3 plastic colors: Alloy (**ALY**), Char (**CHA**), and Milk (**MLK**).
- Tables are available in standard or bar height and are suitable for outdoor use.
- Tables are available with a Silver base and Milk (**MLK**) top only.
- Table tops are constructed from technopolymer compounds with high structural, heat and abrasion resistance. Tops are UV, shock and stain resistant.
- Bakhita achieves its strength and durability using glass filled polymer. Evidence of this material may be visible on the surface and is often more evident in darker colors.

| DESCRIPTION | FEATURES | MODEL# | STANDARD TEXTILE GRADES | | | | | | | | | | | | | | |
|--------------------------------------------------------------------------------------------------------------------------------------------------------------------------------------------------------------------------------------------------------------|-------------------------------------------------------------|--------|-------------------------|----|-------|-----------------|-----|-------|-------------------------------------------------------------|------|---|----|----|----|--|--|--|
| | | | 1 | 2 | 3 | 4 | 5 | 6 | 7 | 8 | 9 | 10 | 11 | 12 | | | |
|  <p>Armchair Poly Seat & Back COM Yardage: N/A Freight Class: 150 Product Weight (lbs.): 14.25 Cubic Feet Per Carton: 3.38(4 per carton)</p> | <p>Stacks 8 high on floor. Stacks 10 high on dolly.</p> | 6750 | 294 | | | | | | | | | | | | | | |
| | | | OVERALL DIMENSIONS | | | SEAT DIMENSIONS | | | BACK DIMENSIONS | | | | | | | | |
| | | | W | D | H | W | D | H | W | H | | | | | | | |
| | | | 22.5 | 21 | 31.5 | 16 | 16 | 17.25 | 17 | 14.5 | | | | | | | |
| | | | RTA 00 | | FedEx | | ups | | 4 per carton (pricing and specifications are for one chair) | | | | | | | | |
|  <p>Armless Chair Poly Seat & Back COM Yardage: N/A Freight Class: 150 Product Weight (lbs.): 13 Cubic Feet Per Carton: 2.88(4 per carton)</p> | <p>Stacks 8 high on floor. Stacks 12 high on dolly</p> | 6751 | 261 | | | | | | | | | | | | | | |
| | | | OVERALL DIMENSIONS | | | SEAT DIMENSIONS | | | BACK DIMENSIONS | | | | | | | | |
| | | | W | D | H | W | D | H | W | H | | | | | | | |
| | | | 18 | 21 | 31.5 | 16 | 16 | 17.25 | 17 | 14.5 | | | | | | | |
| | | | RTA 00 | | FedEx | | ups | | 4 per carton (pricing and specifications are for one chair) | | | | | | | | |
|  <p>Armchair Uph Seat & Poly Back COM Yardage: 0.75 Freight Class: 250 Product Weight (lbs.): 16 Cubic Feet Per Carton: 4.5 (3 per carton)</p> | <p>Stacks 8 high on floor. Stacks 10 high on dolly</p> | 6752 | 1 | 2 | 3 | 4 | 5 | 6 | 7 | 8 | 9 | 10 | 11 | 12 | | | |
| | | | OVERALL DIMENSIONS | | | SEAT DIMENSIONS | | | BACK DIMENSIONS | | | | | | | | |
| | | | W | D | H | W | D | H | W | H | | | | | | | |
| | | | 22.5 | 21 | 31.5 | 16 | 16 | 18 | 17 | 14.5 | | | | | | | |
| | | | RTA 00 | | FedEx | | ups | | 3 per carton (pricing and specifications are for one chair) | | | | | | | | |

| DESCRIPTION | FEATURES | MODEL# | STANDARD TEXTILE GRADES | | | | | | | | | | | |
|--------------------------------------------------------------------------------------------------------------------------------------------------------------------------------------------------------------------------------------------------------------------------|----------------------------------------------------|---------------------------|-------------------------|-------|------------------------|-------|-------|------------------------|-------------------------------------------------------------|-------|-------|-------|-------|--------|
| | | | 1 | 2 | 3 | 4 | 5 | 6 | 7 | 8 | 9 | 10 | 11 | 12 |
|  <p>Armless Chair Uph Seat & Poly Back COM Yardage: 0.75 Freight Class: 250 Product Weight (lbs.): 14.67 Cubic Feet Per Carton: 3.83(3 per carton)</p> | Stacks 8 high on floor. Stacks 12 high on dolly | 6753 | \$484 | \$510 | \$529 | \$557 | \$597 | \$614 | \$652 | \$709 | \$756 | \$803 | \$907 | \$1014 |
| | | OVERALL DIMENSIONS | | | SEAT DIMENSIONS | | | BACK DIMENSIONS | | | | | | |
| | | W | D | H | W | D | H | W | H | | | | | |
| | | 18 | 21 | 31.5 | 16 | 16 | 18 | 17 | 14.5 | | | | | |
| | | | RTA 00 | | FedEx | | ups | | 3 per carton (pricing and specifications are for one chair) | | | | | |
|  <p>Armless Bar Stool Poly Seat & Back COM Yardage: 0.75 Freight Class: 250 Product Weight (lbs.): 14.67 Cubic Feet Per Carton: 3.19 (4 per carton)</p> | Stacks 4 high on floor. | 6754 | 395 | | | | | | | | | | | |
| | | OVERALL DIMENSIONS | | | SEAT DIMENSIONS | | | BACK DIMENSIONS | | | | | | |
| | | W | D | H | W | D | H | W | H | | | | | |
| | | 19.25 | 18.75 | 40.5 | 14 | 15 | 30 | 17 | 10.5 | | | | | |
| | | | RTA 00 | | FedEx | | ups | | 4 per carton (pricing and specifications are for one chair) | | | | | |
|  <p>Armless Bar Stool Uph Seat & Poly Back COM Yardage: 0.75 Freight Class: 250 Product Weight (lbs.): 14.67 Cubic Feet Per Carton: 4.25 (3 per carton)</p> | Stacks 4 high on floor. | 6755 | 656 | 682 | 702 | 730 | 771 | 789 | 827 | 888 | 932 | 983 | 1086 | 1198 |
| | | OVERALL DIMENSIONS | | | SEAT DIMENSIONS | | | BACK DIMENSIONS | | | | | | |
| | | W | D | H | W | D | H | W | H | | | | | |
| | | 19 | 18 | 40 | 14 | 15 | 30.75 | 17 | 10.5 | | | | | |
| | | | RTA 00 | | FedEx | | ups | | 3 per carton (pricing and specifications are for one chair) | | | | | |
|  <p>Chair Dolly COM Yardage: N/A Freight Class: 250 Product Weight (lbs.): 11 Cubic Feet Per Carton: 2.9</p> | | 6783 | 347 | | | | | | | | | | | |
| | | OVERALL DIMENSIONS | | | SEAT DIMENSIONS | | | BACK DIMENSIONS | | | | | | |
| | | W | D | H | W | D | H | W | H | | | | | |
| | | 19.75 | 23.25 | 9.75 | - | - | - | - | - | | | | | |
| | | | RTA 00 | | FedEx | | ups | | 1 per carton | | | | | |

| DESCRIPTION | FEATURES | MODEL# | STANDARD TEXTILE GRADES | | | | | | | | | | | |
|-------------------------------------------------------------------------------------------------------------------------------------------------------------------------------------------------------------------------------------------------------------------------------------------------------------------------------------------------------|----------|-------------|-------------------------|---|---|---|---|---|---|---|---|----|----|----|
| | | | 1 | 2 | 3 | 4 | 5 | 6 | 7 | 8 | 9 | 10 | 11 | 12 |
|  <p>Round Table - Café Height COM Yardage: N/A Freight Class: 100 Product Weight (lbs.): 40 Cubic Feet Per Carton: 4.49 (3 cartons per one model)</p> | | 6780 | 568 | | | | | | | | | | | |
| | | | | | | | | | | | | | | |
| | | | | | | | | | | | | | | |
| | | | | | | | | | | | | | | |
| | | | | | | | | | | | | | | |
|  <p>Round Table - Bar Height COM Yardage: N/A Freight Class: 100 Product Weight (lbs.): 41 Cubic Feet Per Carton: 4.49 (3 cartons per one model)</p> | | 6781 | 581 | | | | | | | | | | | |
| | | | | | | | | | | | | | | |
| | | | | | | | | | | | | | | |
| | | | | | | | | | | | | | | |
| | | | | | | | | | | | | | | |
|  <p>Square Table - Café Height COM Yardage: N/A Freight Class: 100 Product Weight (lbs.): 42.5 Cubic Feet Per Carton: 4.49 (3 cartons per one model)</p> | | 6785 | 621 | | | | | | | | | | | |
| | | | | | | | | | | | | | | |
| | | | | | | | | | | | | | | |
| | | | | | | | | | | | | | | |
| | | | | | | | | | | | | | | |
|  <p>Square Table - Bar Height COM Yardage: N/A Freight Class: 100 Product Weight (lbs.): 43.5 Cubic Feet Per Carton: 4.49 (3 cartons per one model)</p> | | 6786 | 634 | | | | | | | | | | | |
| | | | | | | | | | | | | | | |
| | | | | | | | | | | | | | | |
| | | | | | | | | | | | | | | |
| | | | | | | | | | | | | | | |

BEACH™



model 4077





model 4078

STANDARD FEATURES

- Elegant wood seating with a choice of an upholstered or vertical wood slat back.
- Frame construction is beech hardwood.
- Furniture legs are equipped with white non marking polypropylene glides as standard. Suitable for both carpet and hard surface flooring.
- All cushions are fixed and non-removable.
- Cushions are highly resilient foam and seats are equipped with a synthetic rubberized webbing suspension system for extra comfort.

OPTIONAL FEATURES

- Frame available in Absolute (AAM), Black (BKM), Cherry (ACM), Espresso Cafe (ECM), English Oak (EOM), Fruitwood (TFM), Gray (HGM), Honey (AHM), Mahogany (TMM), Maple (AVM), Medium Walnut (MWM), Natural Walnut (NLW), Night (ASM), NoceBiondo (NBM), Noce Grigio (NGM), Noce Leggero (NEM), Noce Medio (NMM), Shaker Cherry (SKM), Walnut (TWM), WC Cream (WTM), White (WHM) and Winter Cherry (WCM). Please Specify.
- Check textile availability prior to specifying upholstery material.

| DESCRIPTION | FEATURES | MODEL# | STANDARD TEXTILE GRADES | | | | | | | | | | | | | |
|--------------------------------------------------------------------------------------------------------------------------------------------------------------------------------------------------------------------------------------------------|-----------------|---------------------------|-------------------------|--------------|------------------------|------------|----------|------------------------|----------|--------|--------|--------|--------|--------|--|--|
| | | | 1 | 2 | 3 | 4 | 5 | 6 | 7 | 8 | 9 | 10 | 11 | 12 | | |
|  <p>Armchair w/Upholstered back. COM Yardage: 1.50 Freight Class: 300 Product Weight (lbs.): 20 Cubic Feet Per Carton: 11.75</p> | Does not stack. | 4077 | \$894 | \$932 | \$961 | \$1001 | \$1061 | \$1090 | \$1142 | \$1228 | \$1291 | \$1365 | \$1514 | \$1673 | | |
| | | OVERALL DIMENSIONS | | | SEAT DIMENSIONS | | | BACK DIMENSIONS | | | | | | | | |
| | | W | D | H | W | D | H | W | H | | | | | | | |
| | | 22 | 23 | 33.5 | 19.5 | 18.5 | 18.75 | 19.5 | 15.5 | | | | | | | |
| | | | RTA 00 | FedEx | | ups | | | | | | | | | | |
|  <p>Armchair w/Vertical Wood Slat back. COM Yardage: 1.00 Freight Class: 300 Product Weight (lbs.): 20 Cubic Feet Per Carton: 11.75</p> | Does not stack. | 4078 | \$939 | \$977 | \$1008 | \$1052 | \$1113 | \$1143 | \$1198 | \$1286 | \$1354 | \$1432 | \$1586 | \$1754 | | |
| | | OVERALL DIMENSIONS | | | SEAT DIMENSIONS | | | BACK DIMENSIONS | | | | | | | | |
| | | W | D | H | W | D | H | W | H | | | | | | | |
| | | 22 | 23 | 33.5 | 19.5 | 18.5 | 18.75 | 19.5 | 15.5 | | | | | | | |
| | | | RTA 00 | | | | | | | | | | | | | |

BEAM SEATING



*see sample layout SON507 for models included above.

STANDARD FEATURES

- The universal beam units and tables listed are shown here, along with beam seating upper components from several seating lines.
- Beams are standard in Black. The “T” shaped legs are available in Chrome only with Black anti scuff tips and trim.
- Corner beam creates 90° turn in beam seating. Only table units can be attached.
- Beams and legs are shipped fully assembled.
- Upper seating units include mounting brackets and all necessary hardware for attachment to beam.
- Upper seating units and/or tables can be placed in any order along the beam.
- Power monument has two AC outlets, dual 2.1 amp USB ports.
- **Specifications and pricing are for 1 chair.**

OPTIONAL FEATURES

- Check textile availability prior to specifying upholstery material.
- Optional universal aluminum arm with soft pad available for mounting on beam in multiple positions, model 6500A8. \$161 list.
- Sonic seating units are available in mesh back, Black only.
- Vion seating units available in 10 mesh colors: Black (MS69), Stone (MS71), Blue (MS72), Rope (MS73), Natural (MS74), Aqua (MS75), Black Cherry (MS76), Dust (MS77), Ivory (MS78) and Paprika (MS79). Please specify. No upcharge.

OPTIONAL FEATURES (continued)

- Vion is available with a Black (BLK) Back Frame as standard or an optional Fog (FOG) Back Frame, please add \$76.
- Duet, Popcorn and Sonic seating units are available in 14 designer colors. Choose from Buzz Blue (BZB), Cactus (CCT), Carrot (CRO), Cloud (IVC), Dijon (DJN), Eggplant (EGP), Fog (FOG), Frost (FRO), Ink (INK), Latte (LAB), Night (BLK), Sand (SND), Scarlet (SAR), and Shadow (SHW).
- Duet arms will match the specified polypropylene color.
- Sidero, Sonic and Vion arm models are standard in Black only.
- Sonic is available in the following frame finishes: Chrome (CHM), Black (TBL), Buzz Blue (TBZ), Cactus (TCC), Carrot (TCR), Dijon (TDJ), Designer White (TDW), Eggplant (TEG), Fog (TFO), Frost (TFR), Ink (TIN), Cloud (TIV), Kalua (TKA), Latte (TLA), Mocha (TMO), Nevada (TNE), Toast (TOA), Shadow (TSH), Sand (TSN), Scarlet (TSR) and Tungsten (TTU). Please specify
- Duet and Popcorn are standard in a Chrome (CH) frame finish. Sidero and Vion are standard in Black (BK) frame finish.
- Beam seating laminate table tops are available in Absolute Acajou (ACJ), Asian Night (ASN), Avant Cherry (AWC), Avant Honey (AWH), Blizzard (BZD), Brushed Cobalt (BRC), Clear Maple (CMB), Custom Grey (CGY), Dark Espresso (DES), Designer White (DWT), Fashionista (FAS), First Class (FCL), Noce Biondo (NBL), Noce Grigio (NGL), Noce Leggero (NEL), Noce Medio (NML), Sheer Beauty (SBY), Stone Dust (SDT), Walnut Heights (WHE), Winter Cherry (WCR), White Chocolate (WHC). Please specify. No upcharge.

SAMPLE LAYOUTS

VON501 - Shown



Approximate dimensions: 74”W x 24”D

| Kit Layout | Description | Total (Grd. 1) |
|---------------|-----------------------------------------------------------------------------------------|----------------|
| VON501 | Vion armless seat units with Beam components: 6340 (3 seats), 6500S3 (1 beam) | \$3,380 |
| DUT501 | Duet armless seat units with Beam components: 6691 (3 seats), 6500S3 (1 beam) | \$1,799 |
| POP501 | Popcorn armless seat units with Beam components: 6717 (3 seats), 6500S3 (1 beam) | \$1,925 |
| SID501 | Sidero armless seat units with Beam components: 6931 (3 seats), 6500S3 (1 beam) | \$2,867 |
| SON501 | Sonic armless seat units with Beam components: 6501 (3 seats), 6500S3 (1 beam) | \$2,186 |

*See next pages for individual model description, dimensions and starting list price.

SON502 - Shown



Approximate dimensions: 100”W x 24”D

| Kit Layout | Description | Total (Grd. 1) |
|---------------|-----------------------------------------------------------------------------------------------------------------------------|----------------|
| SON502 | Sonic arm seat units with Beam components: 6506 (4 seats), 6500S4 (1 beam) | \$3,721 |
| DUT502 | Duet arm seat units with Beam components: 6690 (4 seats), 6500S4 (1 beam) | \$2,901 |
| POP502 | Popcorn armless seat units with Universal arms and Beam components: 6717 (4 seats), 6500S4 (1 beam), and 6500A8 (5 arms) | \$3,426 |
| SID502 | Sidero arm seat units with Beam components: 6930 (4 seats), 6500S4 (1 beam) | \$4,124 |
| VON502 | Vion arm seat units with Beam components: 6342 (4 seats), 6500S4 (1 beam) | \$4,313 |

*See next pages for individual model description, dimensions and starting list price.

SAMPLE LAYOUTS

DUT503 - Shown



Approximate dimensions: 100"W x 24"D

| Kit Layout | Description | Total (Grd. 1) |
|---------------|---------------------------------------------------------------------------------------------------------|----------------|
| DUT503 | Duet armless seat units with Beam components: 6691 (3 seats), 6500S4 (1 beam), 6507 (1 table) | \$2,478 |
| POP503 | Popcorn armless seat units with Beam components: 6717 (3 seats), 6500S4 (1 beam), 6507 (1 table) | \$2,604 |
| SID503 | Sidero armless seat units with Beam components: 6931 (3 seats), 6500S4 (1 beam), 6507 (1 table) | \$3,546 |
| SON503 | Sonic armless seat units with Beam components: 6501 (3 seats), 6500S4 (1 beam), 6507 (1 table) | \$2,865 |
| VON503 | Vion armless seat units with Beam components: 6340 (3 seats), 6500S4 (1 beam), 6507 (1 table) | \$4,059 |

*See next pages for individual model description, dimensions and starting list price.

POP504 - Shown



Approximate dimensions: 122"W x 24"D

| Kit Layout | Description | Total (Grd. 1) |
|---------------|---------------------------------------------------------------------------------------------------------------------------------------------------------------------------|----------------|
| POP504 | Popcorn seat units with Universal arms and Beam components: 6717 (4 seats), 6500A8 (6 arms), 6500S3 (1 beam), 6500A2 (1 beam), 6507 (1 table), 6591B (1 Module) | \$4,756 |
| DUT504 | Duet arm seat units with Beam components: 6690 (4 seats), 6500S3 (1 beam), 6500A2 (1 beam), 6507 (1 table), 6591B (1 Module) | \$4,070 |
| SID504 | Sidero arm seat units with Beam components: 6930 (4 seats), 6500S3 (1 beam), 6500A2 (1 beam), 6507 (1 table), 6591B (1 Module) | \$5,290 |
| SON504 | Sonic arm seat units with Beam components: 6504 (4 seats), 6500S3 (1 beam), 6500A2 (1 beam), 6507 (1 table), 6591B (1 Module) | \$4,450 |
| VON504 | Vion arm seat units with Beam components: 6342 (4 seats), 6500S3 (1 beam), 6500A2 (1 beam), 6507 (1 table), 6591B (1 Module) | \$5,482 |

*See next pages for individual model description, dimensions and starting list price.

SID505 - Shown



Approximate dimensions: 147"W x 24"D

| Kit Layout | Description | Total (Grd. 1) |
|---------------|----------------------------------------------------------------------------------------------------------------------------|----------------|
| SID505 | Sidero armless seat units with Beam components: 6931 (4 seats), 6500S3 (1 beam), 6500A3 (1 beam), 6507 (2 table) | \$4,926 |
| DUT505 | Duet armless seat units with Beam components: 6691 (4 seats), 6500S3 (1 beam), 6500A3 (1 beam), 6507 (2 table) | \$3,502 |
| POP505 | Popcorn armless seat units with Beam components: 6717 (4 seats), 6500S3 (1 beam), 6500A3 (1 beam), 6507 (2 table) | \$3,670 |
| SON505 | Sonic armless seat units with Beam components: 6501 (4 seats), 6500S3 (1 beam), 6500A3 (1 beam), 6507 (2 table) | \$4,018 |
| VON505 | Vion armless seat units with Beam components: 6340 (4 seats), 6500S3 (1 beam), 6500A3 (1 beam), 6507 (2 table) | \$5,650 |

*See next pages for individual model description, dimensions and starting list price.

VON506 - Shown



Approximate dimensions: 103"W x 103"D

| Kit Layout | Description | Total (Grd. 1) |
|---------------|-------------------------------------------------------------------------------------------------------------------------------------------------------------------|----------------|
| VON506 | Vion arm seat units with Beam components: 6342 (6 seats), 6500S3 (2 beams), 6507-T2 (1 table), 6500A9 (1 Connector) | \$7,142 |
| DUT504 | Duet arm seat units with Beam components: 6690 (6 seats), 6500S3 (2 beams), 6507-T2 (1 table), 6500A9 (1 Connector) | \$5,024 |
| POP505 | Popcorn armless seat units with Universal arms and Beam components: 6717 (6 seats), 6500A8 (8 arms), 6500S3 (2 beams), 6507-T2 (1 table), 6500A9 (1 Connector) | \$5,892 |
| SID504 | Sidero arm seat units with Beam components: 6930 (6 seats), 6500S3 (2 beams), 6507-T2 (1 table), 6500A9 (1 Connector) | \$6,854 |
| SON504 | Sonic arm seat units with Beam components: 6504 (6 seats), 6500S3 (2 beams), 6507-T2 (1 table), 6500A9 (1 Connector) | \$5,594 |

*See next pages for individual model description, dimensions and starting list price.

SAMPLE LAYOUTS

SON507 - Shown



Approximate dimensions: 103"W x 103"D

| Kit Layout | Description | Total (Grd. 1) |
|---------------|----------------------------------------------------------------------------------------------------------------------------------------------------------------------|----------------|
| SON507 | Sonic arm seat units with Beam components: 6506 (6 seats), 6500S3 (2 beams), 6507-T2 (1 table), 6500A9 (1 connector) | \$6,254 |
| DUT507 | Duet arm seat units with Beam components: 6690 (6 seats), 6500S3 (2 beams), 6507-T2 (1 table), 6500A9 (1 connector) | \$5,024 |
| POP507 | Popcorn armless seat units with Universal arms and Beam components: 6717 (6 seats), 6500S3 (2 beams), 6507-T2 (1 table), 6500A9 (1 connector) and 6500A8 (8 arms) | \$5,892 |
| SID507 | Sidero arm seat units with Beam components: 6930 (6 seats), 6500S3 (2 beams), 6507-T2 (1 table), 6500A9 (1 connector) | \$6,854 |
| VON507 | Vion arm seat units with Beam components: 6342 (6 seats), 6500S3 (2 beams), 6507-T2 (1 table), 6500A9 (1 connector) | \$7,142 |

*See next pages for individual model description, dimensions and starting list price.

DUT508 - Shown



Approximate dimensions: 131"W x 78"D

| Kit Layout | Description | Total (Grd. 1) |
|---------------|------------------------------------------------------------------------------------------------------------------------------------------------------------------------|----------------|
| DUT508 | Duet armless seat units with Beam components: 6691 (7 seats), 6500S3 (1 Beam), 6500S2 (2 Beams), 6507-T2 (2 Tables), 6500A9 (2 Connector), 6591B (2 Modules) | \$7,257 |
| POP508 | Popcorn armless seat units with Beam components: 6717 (7 seats), 6500S3 (1 Beam), 6500S2 (2 Beams), 6507-T2 (2 Tables), 6500A9 (2 Connector), 6591B (2 Modules) | \$7,551 |
| SID508 | Sidero armless seat units with Beam components: 6931 (7 seats), 6500S3 (1 Beam), 6500S2 (2 Beams), 6507-T2 (2 Tables), 6500A9 (2 Connector), 6591B (2 Modules) | \$9,749 |
| SON508 | Sonic armless seat units with Beam components: 6501 (7 seats), 6500S3 (1 Beam), 6500S2 (2 Beams), 6507-T2 (2 Tables), 6500A9 (2 Connector), 6591B (2 Modules) | \$8,160 |
| VON507 | Vion armless seat units with Beam components: 6340 (7 seats), 6500S3 (1 Beam), 6500S2 (2 Beams), 6507-T2 (2 Tables), 6500A9 (2 Connector), 6591B (2 Modules) | \$10,946 |

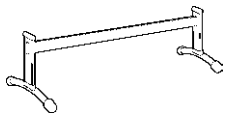
*See next pages for individual model description, dimensions and starting list price.

DESCRIPTION

FEATURES

MODEL#

STANDARD TEXTILE GRADES



Beam - Accommodates 2 Seats
COM Yardage: N/A
Freight Class: 250
Product Weight (lbs.): 37
Cubic Feet Per Carton: 11 (1 per carton)

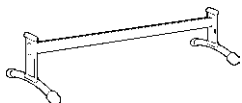
Freestanding

| | 1 | 2 | 3 | 4 | 5 | 6 | 7 | 8 | 9 | 10 | 11 | 12 |
|---------------|-------|---|---|---|---|---|---|---|---|----|----|----|
| 6500S2 | \$748 | - | - | - | - | - | - | - | - | - | - | - |

| OVERALL DIMENSIONS | | | SEAT DIMENSIONS | | | BACK DIMENSIONS | |
|--------------------|---|---|-----------------|---|---|-----------------|---|
| W | D | H | W | D | H | W | H |

| | | | | | | | |
|------|----|----|---|---|---|---|---|
| 49.5 | 24 | 16 | - | - | - | - | - |
|------|----|----|---|---|---|---|---|

RTA 00



Beam - Accommodates 3 Seats
COM Yardage: N/A
Freight Class: 250
Product Weight (lbs.): 43
Cubic Feet Per Carton: 16 (1 per carton)

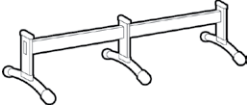




Freestanding






| | 1 | 2 | 3 | 4 | 5 | 6 | 7 | 8 | 9 | 10 | 11 | 12 |
|---------------|-------|---|---|---|---|---|---|---|---|----|----|----|
| 6500S3 | \$863 | - | - | - | - | - | - | - | - | - | - | - |














| OVERALL DIMENSIONS | | | SEAT DIMENSIONS | | | BACK DIMENSIONS | |
|--------------------|---|---|-----------------|---|---|-----------------|---|
| W | D | H | W | D | H | W | H |

















| | | | | | | | |
|----|----|----|---|---|---|---|---|
| 74 | 24 | 16 | - | - | - | - | - |
|----|----|----|---|---|---|---|---|



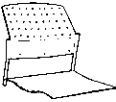





RTA 00

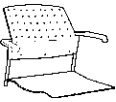

















| DESCRIPTION | FEATURES | MODEL# | STANDARD TEXTILE GRADES | | | | | | | | | | | | |
|-----------------------------------------------------------------------------------------------------------------------------------------------------------------------------------------------------------------------------------------------------------------|-----------------------------------------|---------------------------|-------------------------|----------|------------------------|----------|----------|------------------------|----------|---|---|----|----|----|---|
| | | | 1 | 2 | 3 | 4 | 5 | 6 | 7 | 8 | 9 | 10 | 11 | 12 | |
|  <p>Beam - Accommodates 4 Seats COM Yardage: N/A Freight Class: 250 Product Weight (lbs.): 58 Cubic Feet Per Carton: 22 (1 per carton)</p> | Freestanding | 6500S4 | \$1205 | - | - | - | - | - | - | - | - | - | - | - | - |
| | | OVERALL DIMENSIONS | | | SEAT DIMENSIONS | | | BACK DIMENSIONS | | | | | | | |
| | | W | D | H | W | D | H | W | H | | | | | | |
| | | 100 | 24 | 16 | - | - | - | - | - | | | | | | |
| | | | RTA 00 | | | | | | | | | | | | |
|  <p>Beam Extender - Accommodates 2 Seats COM Yardage: N/A Freight Class: 85 Product Weight (lbs.): 36 Cubic Feet Per Carton: 10.5 (1 per carton)</p> | Not Freestanding. Includes hardware. | 6500A2 | \$571 | - | - | - | - | - | - | - | - | - | - | - | - |
| | | OVERALL DIMENSIONS | | | SEAT DIMENSIONS | | | BACK DIMENSIONS | | | | | | | |
| | | W | D | H | W | D | H | W | H | | | | | | |
| | | 47.5 | 24 | 16 | - | - | - | - | - | | | | | | |
| | | | RTA 00 | | | | | | | | | | | | |
|  <p>Beam Extender - Accommodates 3 Seats COM Yardage: N/A Freight Class: 85 Product Weight (lbs.): 43 Cubic Feet Per Carton: 16 (1 per carton)</p> | Not Freestanding. Includes hardware. | 6500A3 | \$717 | - | - | - | - | - | - | - | - | - | - | - | - |
| | | OVERALL DIMENSIONS | | | SEAT DIMENSIONS | | | BACK DIMENSIONS | | | | | | | |
| | | W | D | H | W | D | H | W | H | | | | | | |
| | | 72 | 24 | 16 | - | - | - | - | - | | | | | | |
| | | | RTA 00 | | | | | | | | | | | | |
|  <p>Beam Extender - Accommodates 4 Seats COM Yardage: N/A Freight Class: 85 Product Weight (lbs.): 58 Cubic Feet Per Carton: 21.75 (1 per carton)</p> | Not Freestanding. Includes hardware. | 6500A4 | \$1074 | - | - | - | - | - | - | - | - | - | - | - | - |
| | | OVERALL DIMENSIONS | | | SEAT DIMENSIONS | | | BACK DIMENSIONS | | | | | | | |
| | | W | D | H | W | D | H | W | H | | | | | | |
| | | 98 | 24 | 16 | - | - | - | - | - | | | | | | |
| | | | RTA 00 | | | | | | | | | | | | |
|  <p>Universal Aluminum Arm w/Pad COM Yardage: N/A Freight Class: 85 Product Weight (lbs.): 3.5 Cubic Feet Per Carton: 0.5 (1 per carton)</p> | Includes hardware. | 6500A8 | \$161 | - | - | - | - | - | - | - | - | - | - | - | - |
| | | OVERALL DIMENSIONS | | | SEAT DIMENSIONS | | | BACK DIMENSIONS | | | | | | | |
| | | W | D | H | W | D | H | W | H | | | | | | |
| | | 2.5 | 10 | 14 | - | - | - | - | - | | | | | | |
| | | | RTA 00 | | | | | | | | | | | | |



| DESCRIPTION | FEATURES | MODEL# | STANDARD TEXTILE GRADES | | | | | | | | | | | |
|--------------------------------------------------------------------------------------------------------------------------------------------------------------------------------------------------------------------------------------------------|--------------------------------------------------|-----------------------|----------------------------------------|-------|------|-------------------------------|---|---|-------------------------------|---|---|----|----|----|
| | | | 1 | 2 | 3 | 4 | 5 | 6 | 7 | 8 | 9 | 10 | 11 | 12 |
|  <p>Corner Connector Beam COM Yardage: N/A Freight Class: 85 Product Weight (lbs.): 9 Cubic Feet Per Carton: 0.07 (1 per carton)</p> | <p>Not Freestanding. Includes hardware.</p> | <p>6500A9</p> | \$313 | - | - | - | - | - | - | - | - | - | - | - |
| | | | <p>OVERALL DIMENSIONS</p> | | | <p>SEAT DIMENSIONS</p> | | | <p>BACK DIMENSIONS</p> | | | | | |
| | | | W | D | H | W | D | H | W | H | | | | |
| | | | 1.75 | 24 | 3.25 | - | - | - | - | - | | | | |
| | | | <p>RTA 00</p> | | | | | | | | | | | |
|  <p>Bolt Down Kit COM Yardage: N/A Freight Class: 85 Product Weight (lbs.): 8 Cubic Feet Per Carton: 0.6 (1 per carton)</p> | <p>Set of 4 brackets. Includes hardware.</p> | <p>6500BD</p> | \$148 | - | - | - | - | - | - | - | - | - | - | |
| | | | <p>OVERALL DIMENSIONS</p> | | | <p>SEAT DIMENSIONS</p> | | | <p>BACK DIMENSIONS</p> | | | | | |
| | | | W | D | H | W | D | H | W | H | | | | |
| | | | 17.75 | 17.75 | 1 | - | - | - | - | - | | | | |
| | | | <p>RTA 00 FedEx</p> | | | | | | | | | | | |
|  <p>Power Module COM Yardage: N/A Freight Class: 85 Product Weight (lbs.): 3.2 Cubic Feet Per Carton: 0.5 (1 per carton)</p> | <p>Under mount, 10 ft. cord. Black only.</p> | <p>6591B</p> | \$603 | - | - | - | - | - | - | - | - | - | - | |
| | | | <p>OVERALL DIMENSIONS</p> | | | <p>SEAT DIMENSIONS</p> | | | <p>BACK DIMENSIONS</p> | | | | | |
| | | | W | D | H | W | D | H | W | H | | | | |
| | | | 21 | 21 | 1 | - | - | - | - | - | | | | |
| | | | <p>RTA 00 FedEx</p> | | | | | | | | | | | |
|  <p>End Table Top COM Yardage: N/A Freight Class: 85 Product Weight (lbs.): 8 Cubic Feet Per Carton: 0.6 (1 per carton)</p> | <p>Includes hardware. Use on beams.</p> | <p>6507</p> | \$337 | - | - | - | - | - | - | - | - | - | - | |
| | | | <p>OVERALL DIMENSIONS</p> | | | <p>SEAT DIMENSIONS</p> | | | <p>BACK DIMENSIONS</p> | | | | | |
| | | | W | D | H | W | D | H | W | H | | | | |
| | | | 17.75 | 17.75 | 1 | - | - | - | - | - | | | | |
| | | | <p>RTA 00 FedEx</p> | | | | | | | | | | | |
|  <p>Square Corner Table Top COM Yardage: N/A Freight Class: 85 Product Weight (lbs.): 14 Cubic Feet Per Carton: 1.9 (1 per carton)</p> | <p>Includes hardware. Use on beams.</p> | <p>6507-T1</p> | 400 | - | - | - | - | - | - | - | - | - | - | |
| | | | <p>OVERALL DIMENSIONS</p> | | | <p>SEAT DIMENSIONS</p> | | | <p>BACK DIMENSIONS</p> | | | | | |
| | | | W | D | H | W | D | H | W | H | | | | |
| | | | 21 | 21 | 1 | - | - | - | - | - | | | | |
| | | | <p>RTA 00</p> | | | | | | | | | | | |

| DESCRIPTION | FEATURES | MODEL# | STANDARD TEXTILE GRADES | | | | | | | | | | | |
|------------------------------------------------------------------------------------------------------------------------------------------------------------------------------------------------------------------------------------------------|-----------------------------------------------------|----------------|----------------------------------------------------------------------------------------------------------------------------------------------------------------------------------------|----------|----------|------------------------|----------|----------|------------------------|----------|-------|-------|--------|--------|
| | | | 1 | 2 | 3 | 4 | 5 | 6 | 7 | 8 | 9 | 10 | 11 | 12 |
|  <p>Radius Corner Table Top COM Yardage: N/A Freight Class: 85 Product Weight (lbs.): 14 Cubic Feet Per Carton: 1.9 (1 per carton)</p> | Includes hardware. Use on beams. | 6507-T2 | \$441 | - | - | - | - | - | - | - | - | - | - | |
| | | | OVERALL DIMENSIONS | | | SEAT DIMENSIONS | | | BACK DIMENSIONS | | | | | |
| | | | W | D | H | W | D | H | W | H | | | | |
| | | | 21 | 21 | 1 | - | - | - | - | - | | | | |
| | | | RTA 00 | | | | | | | | | | | |
|  <p>Coffee Table COM Yardage: N/A Freight Class: 85 Product Weight (lbs.): 52 Cubic Feet Per Carton: 12.25 (1 per carton)</p> | | 6507-CT | \$975 | - | - | - | - | - | - | - | - | - | - | |
| | | | OVERALL DIMENSIONS | | | SEAT DIMENSIONS | | | BACK DIMENSIONS | | | | | |
| | | | W | D | H | W | D | H | W | H | | | | |
| | | | 24 | 42 | 17.5 | - | - | - | - | - | | | | |
| | | | RTA 00   | | | | | | | | | | | |
|  <p>Seat Unit w/Arms COM Yardage: N/A Freight Class: 250 Product Weight (lbs.): 19 Cubic Feet Per Carton: 4.88 (2 per carton)</p> | Duet Use with beams. | 6690 | \$424 | - | - | - | - | - | - | - | - | - | - | |
| | | | OVERALL DIMENSIONS | | | SEAT DIMENSIONS | | | BACK DIMENSIONS | | | | | |
| | | | W | D | H | W | D | H | W | H | | | | |
| | | | 25.5 | 21 | 18 | 18 | 17.5 | - | 18 | 16 | | | | |
| | | | RTA 00   | | | | | | | | | | | |
|  <p>Armless Seat Unit COM Yardage: N/A Freight Class: 150 Product Weight (lbs.): 18 Cubic Feet Per Carton: 3.25 (2 per carton)</p> | Duet Use with beams. | 6691 | \$312 | - | - | - | - | - | - | - | - | - | - | |
| | | | OVERALL DIMENSIONS | | | SEAT DIMENSIONS | | | BACK DIMENSIONS | | | | | |
| | | | W | D | H | W | D | H | W | H | | | | |
| | | | 18 | 21 | 18 | 18 | 17.5 | - | 18 | 16 | | | | |
| | | | RTA 00   | | | | | | | | | | | |
|  <p>Seat Unit w/Arms COM Yardage: 0.75 Freight Class: 250 Product Weight (lbs.): 19 Cubic Feet Per Carton: 4.88 (2 per carton)</p> | Duet Upholstered Seat. Use with beams. | 6692 | \$519 | \$557 | \$586 | \$627 | \$687 | \$705 | \$760 | \$856 | \$906 | \$998 | \$1121 | \$1275 |
| | | | OVERALL DIMENSIONS | | | SEAT DIMENSIONS | | | BACK DIMENSIONS | | | | | |
| | | | W | D | H | W | D | H | W | H | | | | |
| | | | 25.5 | 21 | 18 | 18 | 17.5 | - | 18 | 16 | | | | |
| | | | RTA 00   | | | | | | | | | | | |

| DESCRIPTION | FEATURES | MODEL# | STANDARD TEXTILE GRADES | | | | | | | | | | | | |
|------------------------------------------------------------------------------------------------------------------------------------------------------------------------------------------------------------------------------------------|------------------------------------------------------------------------------|-------------------------------------------------------------------------------------------------------------------------------------------------------------------------------------------------------------------------------------------------------------|---------------------------|----------|----------|------------------------|----------|----------|------------------------|----------|-------|--------|--------|--------|--|
| | | | 1 | 2 | 3 | 4 | 5 | 6 | 7 | 8 | 9 | 10 | 11 | 12 | |
|  Armless Seat Unit COM Yardage: 0.75 Freight Class: 150 Product Weight (lbs.): 19 Cubic Feet Per Carton: 3.25 (2 per carton) | Duet Upholstered Seat. Use with beams. | 6693 | \$403 | \$441 | \$469 | \$511 | \$570 | \$589 | \$642 | \$740 | \$790 | \$880 | \$1005 | \$1158 | |
| | | | OVERALL DIMENSIONS | | | SEAT DIMENSIONS | | | BACK DIMENSIONS | | | | | | |
| | | | W | D | H | W | D | H | W | H | | | | | |
| | | | 18 | 21 | 18 | 18 | 17.5 | - | 18 | 16 | | | | | |
| | |    | | | | | | | | | | | | | |
|  Seat Unit w/Arms COM Yardage: 0.75 Freight Class: 150 Product Weight (lbs.): 20 Cubic Feet Per Carton: 4.88 (2 per carton) | Duet Upholstered Seat and Back. Use with beams. | 6697 | \$550 | \$588 | \$616 | \$658 | \$717 | \$736 | \$789 | \$887 | \$937 | \$1027 | \$1152 | \$1305 | |
| | | | OVERALL DIMENSIONS | | | SEAT DIMENSIONS | | | BACK DIMENSIONS | | | | | | |
| | | | W | D | H | W | D | H | W | H | | | | | |
| | | | 25.5 | 21 | 18 | 18 | 17.5 | - | 18 | 16 | | | | | |
| | |    | | | | | | | | | | | | | |
|  Armless Seat Unit COM Yardage: 0.75 Freight Class: 150 Product Weight (lbs.): 19 Cubic Feet Per Carton: 3.25 (2 per carton) | Duet Upholstered Seat and Back. Use with beams. | 6698 | \$449 | \$487 | \$516 | \$557 | \$617 | \$635 | \$690 | \$788 | \$836 | \$928 | \$1051 | \$1205 | |
| | | | OVERALL DIMENSIONS | | | SEAT DIMENSIONS | | | BACK DIMENSIONS | | | | | | |
| | | | W | D | H | W | D | H | W | H | | | | | |
| | | | 18 | 21 | 18 | 18 | 17.5 | - | 18 | 16 | | | | | |
| | |    | | | | | | | | | | | | | |
|  Armless Seat Unit COM Yardage: N/A Freight Class: 150 Product Weight (lbs.): 17 Cubic Feet Per Carton: 6.5 (2 per carton) | Popcorn Polypropylene Seat and Back. use with beam | 6717 | 354 | - | - | - | - | - | - | - | - | - | - | - | |
| | | | OVERALL DIMENSIONS | | | SEAT DIMENSIONS | | | BACK DIMENSIONS | | | | | | |
| | | | W | D | H | W | D | H | W | H | | | | | |
| | | | 20 | 21 | 18 | 18 | 18 | - | 19.5 | 16 | | | | | |
| | |  | | | | | | | | | | | | | |
|  Armless Seat Unit COM Yardage: 0.75 Freight Class: 150 Product Weight (lbs.): 18 Cubic Feet Per Carton: 6.5 (2 per carton) | Popcorn Upholstered Seat and Polypropylene Back. Use with beam. | 6719 | 462 | 496 | 518 | 551 | 599 | 621 | 667 | 735 | 789 | 849 | 970 | 1102 | |
| | | | OVERALL DIMENSIONS | | | SEAT DIMENSIONS | | | BACK DIMENSIONS | | | | | | |
| | | | W | D | H | W | D | H | W | H | | | | | |
| | | | 20 | 21 | 18 | 18 | 18 | - | 19.5 | 16 | | | | | |
| | |  | | | | | | | | | | | | | |

| DESCRIPTION | FEATURES | MODEL# | STANDARD TEXTILE GRADES | | | | | | | | | | | |
|-----------------------------------------------------------------------------------------------------------------------------------------------------------------------------------------------------------------------------------------------|-------------------------------------------------------------------------------------|---------------------------|-------------------------|----------|------------------------|---------------------------------------------------------------------------------------------|----------|------------------------|----------|-------|-------|-------|--------|--------|
| | | | 1 | 2 | 3 | 4 | 5 | 6 | 7 | 8 | 9 | 10 | 11 | 12 |
|  <p>Seat Unit w/Arms COM Yardage: 1.25 Freight Class: 300 Product Weight (lbs.): 20 Cubic Feet Per Carton: 9.75</p> | <p>Sidero Upholstered Seat and Back. Use with beam.</p> | 6930 | 729 | 779 | 818 | 875 | 954 | 992 | 1065 | 1181 | 1271 | 1370 | 1575 | 1790 |
| | | OVERALL DIMENSIONS | | | SEAT DIMENSIONS | | | BACK DIMENSIONS | | | | | | |
| | | W | D | H | W | D | H | W | H | | | | | |
| | | 25.5 | 23.5 | 19 | 19.5 | 18 | - | 19 | 15.5 | | | | | |
| | | | RTA 00 | | | | | | | | | | | |
|  <p>Armless Seat Unit COM Yardage: 1.25 Freight Class: 300 Product Weight (lbs.): 18 Cubic Feet Per Carton: 9.75</p> | <p>Sidero Upholstered Seat and Back. Use with beam.</p> | 6931 | 668 | 718 | 757 | 814 | 893 | 931 | 1004 | 1120 | 1210 | 1309 | 1514 | 1729 |
| | | OVERALL DIMENSIONS | | | SEAT DIMENSIONS | | | BACK DIMENSIONS | | | | | | |
| | | W | D | H | W | D | H | W | H | | | | | |
| | | 21 | 23.5 | 19 | 19.5 | 18 | - | 19 | 15.5 | | | | | |
| | | | RTA 00 | | | | | | | | | | | |
|  <p>Armless Seat Unit COM Yardage: N/A Freight Class: 250 Product Weight (lbs.): 12 Cubic Feet Per Carton: 3.25 (2 per carton)</p> | <p>Sonic Polypropylene Seat and Back. Use with Beam.</p> | 6501 | \$441 | - | - | - | - | - | - | - | - | - | - | |
| | | OVERALL DIMENSIONS | | | SEAT DIMENSIONS | | | BACK DIMENSIONS | | | | | | |
| | | W | D | H | W | D | H | W | H | | | | | |
| | | 20 | 21.5 | 17 | 17 | 16 | - | 17 | 15 | | | | | |
| | | | RTA 00 | | | FedEx  | | | | | | | | |
|  <p>Armless Seat Unit COM Yardage: 0.75 Freight Class: 250 Product Weight (lbs.): 12 Cubic Feet Per Carton: 3.25 (2 per carton)</p> | <p>Sonic Upholstered Seat and Polypropylene Back. Use with Beam.</p> | 6502 | \$497 | \$528 | \$547 | \$581 | \$629 | \$643 | \$685 | \$762 | \$800 | \$871 | \$969 | \$1093 |
| | | OVERALL DIMENSIONS | | | SEAT DIMENSIONS | | | BACK DIMENSIONS | | | | | | |
| | | W | D | H | W | D | H | W | H | | | | | |
| | | 20 | 22 | 17 | 17 | 16 | - | 17 | 15 | | | | | |
| | | | RTA 00 | | | FedEx  | | | | | | | | |
|  <p>Armless Seat Unit COM Yardage: 0.75 Freight Class: 150 Product Weight (lbs.): 13 Cubic Feet Per Carton: 3.25 (2 per carton)</p> | <p>Sonic Upholstered Seat and Back. Use with Beam.</p> | 6503 | \$550 | \$579 | \$600 | \$634 | \$680 | \$697 | \$736 | \$815 | \$853 | \$924 | \$1024 | \$1144 |
| | | OVERALL DIMENSIONS | | | SEAT DIMENSIONS | | | BACK DIMENSIONS | | | | | | |
| | | W | D | H | W | D | H | W | H | | | | | |
| | | 20 | 22 | 17 | 17 | 16 | - | 17 | 15 | | | | | |
| | | | RTA 00 | | | FedEx  | | | | | | | | |

| DESCRIPTION | FEATURES | MODEL# | STANDARD TEXTILE GRADES | | | | | | | | | | | |
|-----------------------------------------------------------------------------------------------------------------------------------------------|----------------------------------------------------------------------------------------------------------------|------------------------------------------------------------------|-------------------------------------------------------------------------------------------------------------------------------------------------------------------------------------------------------------------------------------------------------------|--------|--------|---------------------------------|--------|--------|-------------------------------|--------|--------|--------|--------|--------|
| | | | 1 | 2 | 3 | 4 | 5 | 6 | 7 | 8 | 9 | 10 | 11 | 12 |
|  6504 |  6504MB (Mesh Back) | Sonic Polypropylene Seat. Use with Beam. | \$519 | - | - | - | - | - | - | - | - | - | - | |
| | | | \$562 | - | - | - | - | - | - | - | - | - | - | - |
| Seat Unit w/Arms COM Yardage: N/A Freight Class: 150 Product Weight (lbs.): 13 Cubic Feet Per Carton: 3.25 (2 per carton) | | | OVERALL DIMENSIONS W D H | | | SEAT DIMENSIONS W D H | | | BACK DIMENSIONS W H | | | | | |
| | | | 23 | 21.5 | 17 | 17 | 16 | - | 17 | 15 | | | | |
| | | |    | | | | | | | | | | | |
|  6505 |  6505MB (Mesh Back) | Sonic Upholstered Seat. Use with Beam. | \$576 | \$603 | \$626 | \$659 | \$706 | \$721 | \$763 | \$839 | \$877 | \$949 | \$1048 | \$1170 |
| | | | \$719 | \$753 | \$775 | \$808 | \$856 | \$878 | \$924 | \$992 | \$1046 | \$1106 | \$1227 | \$1359 |
| Seat Unit w/Arms COM Yardage: 0.75 Freight Class: 22. Product Weight (lbs.): 13 Cubic Feet Per Carton: 3.25 (2 per carton) | | | OVERALL DIMENSIONS W D H | | | SEAT DIMENSIONS W D H | | | BACK DIMENSIONS W H | | | | | |
| | | | 23 | 22 | 17 | 17 | 16 | - | 17 | 15 | | | | |
| | | |    | | | | | | | | | | | |
|  6506 | | Sonic Upholstered Seat and Back Use with Beam. | \$629 | \$660 | \$681 | \$715 | \$761 | \$777 | \$817 | \$895 | \$934 | \$1005 | \$1105 | \$1225 |
| | | | \$629 | \$660 | \$681 | \$715 | \$761 | \$777 | \$817 | \$895 | \$934 | \$1005 | \$1105 | \$1225 |
| Seat Unit w/Arms COM Yardage: 0.75 Freight Class: 150 Product Weight (lbs.): 14 Cubic Feet Per Carton: 3.25 (2 per carton) | | | OVERALL DIMENSIONS W D H | | | SEAT DIMENSIONS W D H | | | BACK DIMENSIONS W H | | | | | |
| | | | 23 | 22 | 17 | 17 | 16 | - | 17 | 15 | | | | |
| | | |    | | | | | | | | | | | |
|  6340 | | Vion Upholstered Seat and Mesh Back. Use with beam. | \$839 | \$882 | \$911 | \$957 | \$1021 | \$1051 | \$1108 | \$1201 | \$1273 | \$1351 | \$1516 | \$1692 |
| | | | \$839 | \$882 | \$911 | \$957 | \$1021 | \$1051 | \$1108 | \$1201 | \$1273 | \$1351 | \$1516 | \$1692 |
| Armless Seat Unit COM Yardage: 1 Freight Class: 250 Product Weight (lbs.): 20 Cubic Feet Per Carton: 7.25 | | | OVERALL DIMENSIONS W D H | | | SEAT DIMENSIONS W D H | | | BACK DIMENSIONS W H | | | | | |
| | | | 21 | 23.5 | 20.5 | 17.5 | 18 | - | 19 | 17 | | | | |
| | | |  | | | | | | | | | | | |
|  6341 | | Vion Upholstered Seat and Back. Use with beam. | \$978 | \$1027 | \$1066 | \$1123 | \$1203 | \$1240 | \$1314 | \$1430 | \$1520 | \$1619 | \$1821 | \$2039 |
| | | | \$978 | \$1027 | \$1066 | \$1123 | \$1203 | \$1240 | \$1314 | \$1430 | \$1520 | \$1619 | \$1821 | \$2039 |
| Armless Seat Unit COM Yardage: 1 Freight Class: 250 Product Weight (lbs.): 20 Cubic Feet Per Carton: 7.25 | | | OVERALL DIMENSIONS W D H | | | SEAT DIMENSIONS W D H | | | BACK DIMENSIONS W H | | | | | |
| | | | 21 | 23.5 | 20.5 | 17.5 | 18 | - | 19 | 17 | | | | |
| | | |  | | | | | | | | | | | |

| DESCRIPTION | FEATURES | MODEL# | STANDARD TEXTILE GRADES | | | | | | | | | | | | |
|--------------------------------------------------------------------------------------------------------------------------------------------------------------------------------------------------------------------------|---------------------------------------------------------------------------|---------------------------|-------------------------|----------|------------------------|----------|----------|------------------------|----------|--------|--------|--------|--------|--------|--|
| | | | 1 | 2 | 3 | 4 | 5 | 6 | 7 | 8 | 9 | 10 | 11 | 12 | |
|  <p>Seat Unit w/Arms COM Yardage: 1 Freight Class: 250 Product Weight (lbs.): 21 Cubic Feet Per Carton: 9.75</p> | <p>Vion Upholstered Seat and Mesh Back. Use with beam.</p> | 6342 | \$777 | \$817 | \$849 | \$894 | \$957 | \$986 | \$1046 | \$1138 | \$1208 | \$1288 | \$1452 | \$1627 | |
| | | OVERALL DIMENSIONS | | | SEAT DIMENSIONS | | | BACK DIMENSIONS | | | | | | | |
| | | W | D | H | W | D | H | W | H | | | | | | |
| | | 25.5 | 23.5 | 20.5 | 17.5 | 18 | - | 19 | 17 | | | | | | |
| | | RTA 00 | | | | | | | | | | | | | |
|  <p>Seat Unit w/Arms COM Yardage: 1 Freight Class: 250 Product Weight (lbs.): 21 Cubic Feet Per Carton: 9.75</p> | <p>Vion Upholstered Seat and Back. Use with beam.</p> | 6343 | \$899 | \$948 | \$987 | \$1043 | \$1123 | \$1159 | \$1233 | \$1348 | \$1437 | \$1537 | \$1742 | \$1959 | |
| | | OVERALL DIMENSIONS | | | SEAT DIMENSIONS | | | BACK DIMENSIONS | | | | | | | |
| | | W | D | H | W | D | H | W | H | | | | | | |
| | | 25.5 | 23.5 | 20.5 | 17.5 | 18 | - | 19 | 17 | | | | | | |
| | | RTA 00 | | | | | | | | | | | | | |

CAPRICE™



model 3365 (TUN)



model 3365C (TUN)

STANDARD FEATURES

- Modern light scale guest seating.
- Durable molded armcaps in Black Only.
- Frame is standard in a Tungsten colored finish (TUN).
- Standard with Black "bullet style" glides.
- Non-castered models can be joined together using ganging clamp model 6522.
- C1 dual wheel carpet casters are standard on models 3365C.
- Does not stack.
- Check textile availability prior to specifying upholstery material.




Frame finish

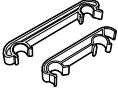
- (TBL) Black
 - (TCC) Cactus
 - (TDJ) Dijon
 - (TEG) Eggplant
 - (TFR) Frost
 - (TIV) Cloud
 - (TLA) Latte
 - (TNE) Nevada
 - (TSN) Sand
 - (TTU) Tungsten
 - (ACO) Antique Copper. Add \$346
 - (BCH) Brushed Chrome. Add \$227
 - (CHM) Chrome. Upcharge varies.
 - (SBR) Satin Brass. Add \$346
- Please Specify.

OPTIONAL FEATURES

- Optional steel cushioned glides (B) are available. Add \$31. Please specify.
- For hard surface flooring casters, specify C9R. Add \$72.

- A Chrome (CHM) finish is also available. Add \$81 for side chairs. Add \$135 for counter and bar stools.

| DESCRIPTION | FEATURES | MODEL# | STANDARD TEXTILE GRADES | | | | | | | | | | | | | |
|------------------------------------------------------------------------------------------------------------------------------------------------------------------------------------------------------------------------------------------|-----------------|---------------------------|-------------------------|----------|------------------------|----------|----------|------------------------|----------|--------|--------|--------|--------|--------|--|--|
| | | | 1 | 2 | 3 | 4 | 5 | 6 | 7 | 8 | 9 | 10 | 11 | 12 | | |
|  <p>Armchair 4 Legged COM Yardage: 1.25 Freight Class: 300 Product Weight (lbs.): 22 Cubic Feet Per Carton: 14.5</p> | Does not stack. | 3365 | \$890 | \$937 | \$977 | \$1030 | \$1104 | \$1133 | \$1202 | \$1328 | \$1391 | \$1506 | \$1666 | \$1864 | | |
| | | OVERALL DIMENSIONS | | | SEAT DIMENSIONS | | | BACK DIMENSIONS | | | | | | | | |
| | | W | D | H | W | D | H | W | H | | | | | | | |
| | | 25 | 24 | 31.5 | 19.5 | 19.5 | 18.5 | 18 | 13 | | | | | | | |
| | | RTA 00 | | | | | | | | | | | | | | |
|  <p>Armchair 4 Legged w/casters COM Yardage: 1.25 Freight Class: 300 Product Weight (lbs.): 23 Cubic Feet Per Carton: 14.5</p> | Does not stack. | 3365C | \$1035 | \$1083 | \$1121 | \$1177 | \$1250 | \$1280 | \$1349 | \$1478 | \$1540 | \$1660 | \$1822 | \$2026 | | |
| | | OVERALL DIMENSIONS | | | SEAT DIMENSIONS | | | BACK DIMENSIONS | | | | | | | | |
| | | W | D | H | W | D | H | W | H | | | | | | | |
| | | 25 | 23.5 | 32.5 | 19.5 | 18.5 | 18 | 18 | 14.5 | | | | | | | |
| | | RTA 00 | | | | | | | | | | | | | | |
|  <p>Barstool - 4 Legged COM Yardage: 1.25 Freight Class: 300 Product Weight (lbs.): 32 Cubic Feet Per Carton: 20</p> | Does not stack. | 3369 | \$1125 | \$1173 | \$1211 | \$1267 | \$1343 | \$1371 | \$1439 | \$1568 | \$1629 | \$1750 | \$1911 | \$2116 | | |
| | | OVERALL DIMENSIONS | | | SEAT DIMENSIONS | | | BACK DIMENSIONS | | | | | | | | |
| | | W | D | H | W | D | H | W | H | | | | | | | |
| | | 25 | 26.5 | 45.5 | 19.5 | 19.5 | 30.5 | 18 | 13 | | | | | | | |
| | | RTA 00 | | | | | | | | | | | | | | |

| DESCRIPTION | FEATURES | MODEL# | STANDARD TEXTILE GRADES | | | | | | | | | | | |
|------------------------------------------------------------------------------------------------------------------------------------------------------------------------------------------------------------------------------------------------------------------------------------------------------------------------------|--------------------|-------------|-------------------------|-----------------|---|---|-----------------|---|---|---|---|----|----|----|
| | | | 1 | 2 | 3 | 4 | 5 | 6 | 7 | 8 | 9 | 10 | 11 | 12 |
|  <p>Ganging Brackets COM Yardage: N/A Freight Class: 70 Product Weight (lbs.): 0.16 Cubic Feet Per Carton: 1 (25 per Carton)</p> | | 6522 | \$35 | - | - | - | - | - | - | - | - | - | - | - |
| | OVERALL DIMENSIONS | | | SEAT DIMENSIONS | | | BACK DIMENSIONS | | | | | | | |
| | W | D | H | W | D | H | W | H | | | | | | |
| 00.87 | 7.75 | 1.5 | - | - | - | - | - | | | | | | | |
| | | | RTA 00 | | | | | | | | | | | |

CHAP™



Wood Back Armchair model 1010



Upholstered Back Armchair model 1015



Upholstered Round Back Armchair model 1004



Wood Round Back Armchair model 1005




Underseat panel (USP)

STANDARD FEATURES






- Chap offers mid-century modern styling in a finely crafted beechwood armchair series.
- Straight and round back models have upholstered seats with upholstered or open wood frame backs.
- Straight back models are available with exposed wood or upholstered front seat rails
- For reorders of discontinued models 1002 and 1003, use models 1004 and 1005 with 18" reduced seat depth.
- Custom stain matching is not available on models 1004 and 1005.
- Chairs are standard with a black liner under seat cushion. An underseat panel (USP) is available which conceals seat structure. It is covered with a coated textile and secured with tamperproof fasteners.
- For graded pricing, select model base price. Add graded textile upcharges for seat or for upholstered back models, both seat and back.
- The Blended Textile matrix does not apply to this series.
- Upholstery options include fabric, coated textiles and leather.
- Chap series is covered under Global's Limited Lifetime warranty, for single shift use.
- For multi-shift environments, and coverage under Globalcare's 24/7 warranty, Ultracell foam - 24/7 warranty (UC) must be selected.
- Textiles with a minimum of 100,000 double rubs must be specified to meet Global's 24/7 warranty coverage. For healthcare textiles, visit the website at globalfurnituregroup.com.
- Does not stack.
- Custom stain matching is not available on round back models.

Please add option codes in the following order:

- **Model number**
Specify model number
- **Back textile**
Specify textile code
- **Seat textile**
Specify textile code
- **Frame finish** (Round back models)
1004 and 1005 available in select finishes (*).
(AAM) Absolute*
(BKM) Black*
(ACM) Cherry*
(EOM) English Oak
(ECM) Espresso Cafe*
(TFM) Fruitwood
(HGM) Gray
(AHM) Honey
(TMM) Mahogany*
(AVM) Maple
(MWM) Medium Walnut*
(NLW) Natural Walnut
(ASM) Night*
(NBM) Noce Biondo
(NGM) Noce Grigio
(NEM) Noce Leggero
(NMM) Noce Medio*
(SKM) Shaker Cherry*
(TWM) Walnut*
(WTM) WC Cream*
(WHM) White*
(WCM) Winter Cherry
- **Glides**
(XG) No Glide for Carpeted Surfaces.
(NM) White Non-marking Nylon Glide for most floor surfaces.
(SG) Steel Cushioned Glide for carpeted surfaces. Add \$34
(FG) Felt Glide for most hard floor surfaces. Add \$34
(RG) Rubber Non-slip Glide for most hard floor surfaces. Add \$34
- **Sealed Seams** (on approved coated textiles)
(NS) No sealed seams
(SSS) Sealed seat seams. Add \$63
- **Moisture barrier** (seat only, not available with sealed seams)
(NB) No moisture barrier. No upcharge
(MB) Moisture barrier. Add \$107.
- **Seat foam**
(SF) Standard foam
(UC) Ultracell foam - 24/7 warranty
- **Seat underside**
(USL) Under seat liner
(USP) Under seat panel. Add \$79

| DESCRIPTION | FEATURES | MODEL# | STANDARD TEXTILE GRADES | | | | | | | | | | | | |
|---------------------------------------------------------------------------------------------------------------------------------------------------------------------------------------------------------------------------------------------------------|-----------------------------------------------------------------------------------|--------------------|-------------------------|--------|--------|-----------------|--------|--------|-----------------|--------|--------|--------|--------|--------|--|
| | | | 1/COM | 2 | 3 | 4 | 5 | 6 | 7 | 8 | 9 | 10 | 11 | 12 | |
|  <p>Wood Back Armchair w/ Upholstered Seat Front COM Yardage: 1 Freight Class: 250 Product Weight (lbs.): 33 Cubic Feet Per Carton: 15.75</p> | <p>Does not stack. Active weight 350 lbs. Ergonomic Features M, N</p> | <p>1010</p> | \$1307 | \$1339 | \$1364 | \$1401 | \$1453 | \$1475 | \$1520 | \$1591 | \$1644 | \$1702 | \$1823 | \$1950 | |
| | | | OVERALL DIMENSIONS | | | SEAT DIMENSIONS | | | BACK DIMENSIONS | | | | | | |
| | | | W | D | H | W | D | H | W | H | | | | | |
| | | | 25.5 | 25 | 31 | 21 | 20 | 18 | 20.5 | 13.5 | | | | | |

RTA 00

| DESCRIPTION | FEATURES | MODEL# | STANDARD TEXTILE GRADES | | | | | | | | | | | |
|-----------------------------------------------------------------------------------------------------------------------------------------------------------------------------------------------------------------------------------------------------------------------------------------|---------------------------------------------------------------------------------------------------------------------------------------------------------------------|----------------------------------------------|----------------------------------------------------------------------------------|---|---|---|---|---|---|---|---|----|----|----|
| | | | 1/COM | 2 | 3 | 4 | 5 | 6 | 7 | 8 | 9 | 10 | 11 | 12 |
|  <p>Upholstered Back Armchair w/ Upholstered Seat Front COM Yardage: Back: .75; Seat: .75 Freight Class: 250 Product Weight (lbs.): 33 Cubic Feet Per Carton: 15.75</p> | <p>1011</p> <p>Base Price: \$1315 Seat upcharge: +0 Back upcharge: +0</p> <p>Does not stack. Active weight 350 lbs. Ergonomic Features M, N</p> | <p>1/COM</p> <p>2 3 4 5 6 7 8 9 10 11 12</p> | | | | | | | | | | | | |
| | | | <p>OVERALL DIMENSIONS SEAT DIMENSIONS BACK DIMENSIONS</p> <p>W D H W D H W H</p> | | | | | | | | | | | |
| | | | <p>25.5 25 31.5 21 20 18 20.5 13.5</p> | | | | | | | | | | | |
| | | | <p>RTA 00</p> | | | | | | | | | | | |
|  <p>Wood Back Armchair w/ Wood Front Rail COM Yardage: 1 Freight Class: 250 Product Weight (lbs.): 33 Cubic Feet Per Carton: 15.75</p> | <p>1014</p> <p>Does not stack. Active weight 350 lbs. Ergonomic Features M, N</p> | <p>1/COM</p> <p>2 3 4 5 6 7 8 9 10 11 12</p> | | | | | | | | | | | | |
| | | | <p>OVERALL DIMENSIONS SEAT DIMENSIONS BACK DIMENSIONS</p> <p>W D H W D H W H</p> | | | | | | | | | | | |
| | | | <p>25.5 25 31 21 20 18 20.5 13.5</p> | | | | | | | | | | | |
| | | | <p>RTA 00</p> | | | | | | | | | | | |
|  <p>Upholstered Back Armchair w/ Wood Front Rail COM Yardage: Back: .75; Seat: .75 Freight Class: 250 Product Weight (lbs.): 33 Cubic Feet Per Carton: 15.75</p> | <p>1015</p> <p>Base Price: \$1315 Seat upcharge: +0 Back upcharge: +0</p> <p>Does not stack. Active weight 350 lbs. Ergonomic Features M, N</p> | <p>1/COM</p> <p>2 3 4 5 6 7 8 9 10 11 12</p> | | | | | | | | | | | | |
| | | | <p>OVERALL DIMENSIONS SEAT DIMENSIONS BACK DIMENSIONS</p> <p>W D H W D H W H</p> | | | | | | | | | | | |
| | | | <p>25.5 25 31.5 21 20 18 20.5 13.5</p> | | | | | | | | | | | |
| | | | <p>RTA 00</p> | | | | | | | | | | | |
|  <p>Upholstered Roundback Armchair w/ Upholstered Seat Front COM Yardage: Back: .75 ; Seat: .75 Freight Class: 300 Product Weight (lbs.): 26 Cubic Feet Per Carton: 13.25</p> | <p>1004</p> <p>Base Price: \$1488 Seat upcharge: +0 Back upcharge: +0</p> <p>Does not stack. Active weight 350 lbs. Ergonomic Features M, N</p> | <p>1/COM</p> <p>2 3 4 5 6 7 8 9 10 11 12</p> | | | | | | | | | | | | |
| | | | <p>OVERALL DIMENSIONS SEAT DIMENSIONS BACK DIMENSIONS</p> <p>W D H W D H W H</p> | | | | | | | | | | | |
| | | | <p>24.5 22.5 30 22 18 18 20 12.5</p> | | | | | | | | | | | |
| | | | <p>RTA 00</p> | | | | | | | | | | | |
|  <p>Round Wood Back Armchair w/ Upholstered Seat Front COM Yardage: 1 Freight Class: 300 Product Weight (lbs.): 25 Cubic Feet Per Carton: 13.25</p> | <p>1005</p> <p>Does not stack. Active weight 350 lbs. Ergonomic Features M, N</p> | <p>1/COM</p> <p>2 3 4 5 6 7 8 9 10 11 12</p> | | | | | | | | | | | | |
| | | | <p>OVERALL DIMENSIONS SEAT DIMENSIONS BACK DIMENSIONS</p> <p>W D H W D H W H</p> | | | | | | | | | | | |
| | | | <p>24.5 22.5 30 22 18 18 20 12.5</p> | | | | | | | | | | | |
| | | | <p>RTA 00</p> | | | | | | | | | | | |

COMET™



model 2171 (BK)



model 2172 (TUN)



model 2174 (TUN)



model 2183 (BK)




STANDARD FEATURES

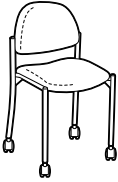





- Reinforced models incorporate welded corner gussets for additional strength and support.
- Heavy Duty models 2173 and 2174 use Ultracell seat foam for lasting comfort.
- Models 2171 and 2172 stack 5 high on floor or 8 high on dolly 2125WS for easy storage.
- **WS** models have a wall saver frame design.
- Models with corner gussets are not recommended for stacking due to their heavy duty design.
- Stacked chairs may leave frame impressions in chair(s) below.
- Two ganging plates are packed at no charge with each table to attach to two chairs only. Order separately for additional chair-to-chair ganging.
- All Specifications and Pricing are for 1 chair.













OPTIONAL FEATURES

- Optional steel cushioned glides (**B**) are available on models 2171, 2172, 2173, 2174, 2183, and 2184. Add \$34. Please specify.
- **Frame finish**
 - (**TBL**) Black
 - (**TCC**) Cactus
 - (**TDJ**) Dijon
 - (**TEG**) Eggplant
 - (**TFR**) Frost
 - (**TIV**) Cloud
 - (**TLA**) Latte
 - (**TOA**) Toast
 - (**TSH**) Shadow
 - (**TSR**) Scarlet
- Check textile availability prior to specifying upholstery material.

- (**TBZ**) Buzz Blue
- (**TCR**) Carrot
- (**TDW**) Designer White
- (**TFO**) Fog
- (**TIN**) Ink
- (**TKA**) Kalua
- (**TMO**) Mocha
- (**TNE**) Nevada
- (**TSN**) Sand
- (**TTU**) Tungsten

| DESCRIPTION | FEATURES | MODEL# | STANDARD TEXTILE GRADES | | | | | | | | | | | |
|-----------------------------------------------------------------------------------------------------------------------------------------------------------------------------------------------------------------------------------------------------------------------------|---------------------------------------------------------------------------------------------|-----------------------------|---------------------------|----------|----------|------------------------|----------|----------|------------------------|----------|-------|--------|--------|--------|
| | | | 1 | 2 | 3 | 4 | 5 | 6 | 7 | 8 | 9 | 10 | 11 | 12 |
|  <p>2171</p> <p>Nesting Chair COM Yardage: 1 Freight Class: 250 Product Weight (lbs.): 15.33 Cubic Feet Per Carton: 3.92 (3 per carton)</p> | <p>Stacks 5 high on floor. Stacks 8 high on dolly. Ergonomic Features: M, N</p> | | 1 | 2 | 3 | 4 | 5 | 6 | 7 | 8 | 9 | 10 | 11 | 12 |
| | | 2171 | \$358 | \$396 | \$427 | \$468 | \$529 | \$555 | \$603 | \$705 | \$755 | \$852 | \$977 | \$1138 |
| | | 2171WS Wall Saver | \$412 | \$455 | \$482 | \$527 | \$590 | \$609 | \$666 | \$767 | \$817 | \$915 | \$1045 | \$1208 |
| | | | OVERALL DIMENSIONS | | | SEAT DIMENSIONS | | | BACK DIMENSIONS | | | | | |
| | | | W | D | H | W | D | H | W | H | | | | |
| | | | 0 | 0 | 0 | 18 | 17 | 18.5 | 17.5 | 15 | | | | |
| | | | RTA 00 | | | FedEx | | | ups | | | | | |
|  <p>2171C</p> <p>Reinforced Armchair w/casters COM Yardage: 1 Freight Class: 250 Product Weight (lbs.): 46 Cubic Feet Per Carton: 11.75 (1 per carton)</p> | <p>Does not stack. Ergonomic Features: M, N</p> | | 1 | 2 | 3 | 4 | 5 | 6 | 7 | 8 | 9 | 10 | 11 | 12 |
| | | 2171C | \$537 | \$575 | \$603 | \$643 | \$702 | \$724 | \$774 | \$872 | \$915 | \$1008 | \$1127 | \$1281 |
| | | 2171WS Wall Saver | \$327 | \$370 | \$397 | \$442 | \$502 | \$525 | \$582 | \$684 | \$732 | \$830 | \$960 | \$1120 |
| | | | OVERALL DIMENSIONS | | | SEAT DIMENSIONS | | | BACK DIMENSIONS | | | | | |
| | | | W | D | H | W | D | H | W | H | | | | |
| | | | 23 | 22 | 32.5 | 18 | 17.5 | 18.5 | 17 | 14 | | | | |
| | | | RTA 00 | | | FedEx | | | ups | | | | | |
|  <p>2172</p> <p>Armless Stacking Chair COM Yardage: 1 Freight Class: 250 Product Weight (lbs.): 14.33 Cubic Feet Per Carton: 3.83 (3 per carton)</p> | <p>Stacks 5 high on floor. Ergonomic Features: M, N</p> | | 1 | 2 | 3 | 4 | 5 | 6 | 7 | 8 | 9 | 10 | 11 | 12 |
| | | 2172 | \$270 | \$308 | \$339 | \$383 | \$441 | \$465 | \$516 | \$618 | \$666 | \$760 | \$889 | \$1049 |
| | | 2172WS Wall Saver | \$327 | \$370 | \$397 | \$442 | \$502 | \$525 | \$582 | \$684 | \$732 | \$830 | \$960 | \$1120 |
| | | | OVERALL DIMENSIONS | | | SEAT DIMENSIONS | | | BACK DIMENSIONS | | | | | |
| | | | W | D | H | W | D | H | W | H | | | | |
| | | | 0 | 0 | 0 | 18 | 17.5 | 18.5 | 17.5 | 14 | | | | |
| | | | RTA 00 | | | FedEx | | | ups | | | | | |

| DESCRIPTION | FEATURES | MODEL# | STANDARD TEXTILE GRADES | | | | | | | | | | | | |
|---------------------------------------------------------------------------------------------------------------------------------------------------------------------------------------------------------------------------------------------------------------------------------------------------------------------------------------------------------------------------------------------|---------------------------------------------------------|--------------|-----------------------------|---------------------------|----------|------------------------|------------------------|----------|------------------------|------------------------|----------|-------|--------|--------|--------|
| | | | 1 | 2 | 3 | 4 | 5 | 6 | 7 | 8 | 9 | 10 | 11 | 12 | |
|  <p>Reinforced Armless Chair w/casters COM Yardage: 1 Freight Class: 250 Product Weight (lbs.): 14.33 Cubic Feet Per Carton: 4.5 (3 per carton)</p> | <p>Does not stack. Ergonomic Features: M, N</p> | 2172C | \$442 | \$479 | \$506 | \$548 | \$602 | \$625 | \$676 | \$774 | \$820 | \$909 | \$1031 | \$1182 | |
| | | | OVERALL DIMENSIONS | | | SEAT DIMENSIONS | | | BACK DIMENSIONS | | | | | | |
| | | | W | D | H | W | D | H | W | H | | | | | |
| | | | 19 | 22 | 32.5 | 17.5 | 17.5 | 14 | 17 | 15 | | | | | |
| | | | RTA 00 | | FedEx | | UPS | | | | | | | | |
|   <p>2173 2173WS</p> <p>Reinforced Armchair COM Yardage: 1 Freight Class: 250 Product Weight (lbs.):15.33 Cubic Feet Per Carton: 3.92 (3 per carton)</p> | <p>Does not stack. Ergonomic Features: M, N</p> | 2173 | \$498 | \$538 | \$567 | \$608 | \$670 | \$695 | \$746 | \$849 | \$899 | \$992 | \$1118 | \$1279 | |
| | | | 2173WS Wall Saver | \$560 | \$600 | \$630 | \$674 | \$735 | \$758 | \$813 | \$915 | \$965 | \$1062 | \$1192 | \$1353 |
| | | | | OVERALL DIMENSIONS | | | SEAT DIMENSIONS | | | BACK DIMENSIONS | | | | | |
| | | | | W | D | H | W | D | H | W | H | | | | |
| | | | | 23 | 22 | 32 | 18 | 17.5 | 18.5 | 17.5 | 14 | | | | |
| RTA 00 | | FedEx | | UPS | | | | | | | | | | | |
|   <p>2174 2174WS</p> <p>Reinforced Armless Chair COM Yardage: 1 Freight Class: 250 Product Weight (lbs.):14.33 Cubic Feet Per Carton: 3.83 (3 per carton)</p> | <p>Does not stack. Ergonomic Features: M, N</p> | 2174 | \$407 | \$447 | \$476 | \$520 | \$576 | \$602 | \$655 | \$758 | \$803 | \$900 | \$1027 | \$1184 | |
| | | | 2174WS Wall Saver | \$467 | \$507 | \$537 | \$582 | \$642 | \$665 | \$722 | \$824 | \$872 | \$970 | \$1100 | \$1260 |
| | | | | OVERALL DIMENSIONS | | | SEAT DIMENSIONS | | | BACK DIMENSIONS | | | | | |
| | | | | W | D | H | W | D | H | W | H | | | | |
| | | | | 20 | 22 | 32 | 18 | 17 | 18.5 | 17.5 | 13.5 | | | | |
| RTA 00 | | FedEx | | UPS | | | | | | | | | | | |
|  <p>Ganging Plate COM Yardage: N/A Freight Class: 70 Product Weight (lbs.): 2.1 Cubic Feet Per Carton: 0.1</p> | | 2176 | \$86 | - | - | - | - | - | - | - | - | - | - | | |
| | | | OVERALL DIMENSIONS | | | SEAT DIMENSIONS | | | BACK DIMENSIONS | | | | | | |
| | | | W | D | H | W | D | H | W | H | | | | | |
| | | | 13.25 | 4.75 | 00.06 | - | - | - | - | - | | | | | |
| | | | RTA 00 | | FedEx | | UPS | | | | | | | | |

| DESCRIPTION | FEATURES | MODEL# | STANDARD TEXTILE GRADES | | | | | | | | | | | | |
|-----------------------------------------------------------------------------------------------------------------------------------------------------------------------------------------------------------------------------------------------------------------|------------------------------------------------|--------|-------------------------------------------------------------------------------------|-------------------------------------------------------------------------------------|-------------------------------------------------------------------------------------|------------------------|----------|----------|------------------------|----------|-------|-------|--------|--------|---|
| | | | 1 | 2 | 3 | 4 | 5 | 6 | 7 | 8 | 9 | 10 | 11 | 12 | |
|  <p>Ganging Clamp COM Yardage: N/A Freight Class: 70 Product Weight (lbs.): 0.2 Cubic Feet Per Carton: 0.04</p> | | 2180 | \$35 | - | - | - | - | - | - | - | - | - | - | - | - |
| | | | OVERALL DIMENSIONS | | | SEAT DIMENSIONS | | | BACK DIMENSIONS | | | | | | |
| | | | W | D | H | W | D | H | W | H | | | | | |
| | | | 00.87 | 7.75 | 1.5 | - | - | - | - | - | | | | | |
| | | |  |  |  | | | | | | | | | | |
|  <p>Reinforced Armchair Square Back COM Yardage: 1 Freight Class: 250 Product Weight (lbs.): 15.33 Cubic Feet Per Carton: 4.17 (3 per carton)</p> | Does not stack. Ergonomic Features: M, N | 2183 | \$428 | \$468 | \$495 | \$538 | \$599 | \$625 | \$674 | \$779 | \$828 | \$922 | \$1048 | \$1209 | |
| | | | OVERALL DIMENSIONS | | | SEAT DIMENSIONS | | | BACK DIMENSIONS | | | | | | |
| | | | W | D | H | W | D | H | W | H | | | | | |
| | | | 23 | 20 | 32 | 18 | 17.5 | 18.5 | 18 | 13.5 | | | | | |
| | | |  |  |  | | | | | | | | | | |
|  <p>Reinforced Armless Chair Square Back COM Yardage: 1 Freight Class: 250 Product Weight (lbs.): 14.33 Cubic Feet Per Carton: 4.17 (3 per carton)</p> | Does not stack. Ergonomic Features: M, N | 2184 | \$337 | \$375 | \$404 | \$447 | \$508 | \$530 | \$585 | \$684 | \$732 | \$827 | \$954 | \$1113 | |
| | | | OVERALL DIMENSIONS | | | SEAT DIMENSIONS | | | BACK DIMENSIONS | | | | | | |
| | | | W | D | H | W | D | H | W | H | | | | | |
| | | | 19.5 | 20 | 32 | 18 | 17.5 | 18.5 | 18 | 13.5 | | | | | |
| | | |  |  |  | | | | | | | | | | |

DIPLOMAT






model 2105

STANDARD FEATURES

- A contoured seat and back are accented by wood arms providing comfort and classic styling.
- For complementary task chairs see page 42.
- Models 2105 and 2108 can be joined together using model 6526 ganging clamp.
- Does not stack.
- When upholstered in Leather, models will be in all Leather.
- Check textile availability prior to specifying upholstery material.

OPTIONAL FEATURES

- Frames are standard in a Black (TBL), Tungsten (TTU), or (TSH) Shadow frame finish at no upcharge and Chrome (CHM) frame finish, please add \$64.
- Wood capped arms are available in Absolute (AAM), Black (BKM), Cherry (ACM), Espresso Cafe (ECM), English Oak (EOM), Fruitwood (TFM), Gray (HGM), Honey (AHM), Mahogany (TMM), Maple (AVM), Medium Walnut (MWM), Natural Walnut (NLW), Night (ASM), Noce Biondo (NBM), Noce Grigio (NGM), Noce Leggero (NEM), Noce Medio (NMM), Shaker Cherry (SKM), Walnut (TWM), WC Cream (WTM), White (WHM) and Winter Cherry (WCM). Please Specify. Genuine maple faced veneers and solids are used.
- Optional steel cushioned glides (B) on model 2105. Add \$31. Please specify.

| DESCRIPTION | FEATURES | MODEL# | STANDARD TEXTILE GRADES | | | | | | | | | | | |
|-------------------------------------------------------------------------------------------------------------------------------------------------------------------------------------------------------------------------------------|------------------------------------------------------------|-------------|-------------------------|-------|-------|-----------------|-------|--------|-----------------|--------|--------|--------|--------|--------|
| | | | 1 | 2 | 3 | 4 | 5 | 6 | 7 | 8 | 9 | 10 | 11 | 12 |
|  <p>Armchair Wood caps arms COM Yardage: 1.25 Freight Class: 250 Product Weight (lbs.): 25 Cubic Feet Per Carton: 11.75</p> | <p>Does not stack.</p> <p>Ergonomic Features: M, N</p> | <p>2105</p> | \$756 | \$803 | \$839 | \$889 | \$964 | \$991 | \$1053 | \$1178 | \$1238 | \$1350 | \$1508 | \$1700 |
| | | | OVERALL DIMENSIONS | | | SEAT DIMENSIONS | | | BACK DIMENSIONS | | | | | |
| | | | W | D | H | W | D | H | W | H | | | | |
| | | | 24 | 22 | 34.5 | 20.5 | 17 | 18.5 | 20.5 | 16 | | | | |
| | | | RTA 00 | | FedEx | | ups | | | | | | | |
|  <p>Armless Side Chair COM Yardage: 1.25 Freight Class: 300 Product Weight (lbs.): 22 Cubic Feet Per Carton: 11.75</p> | <p>Does not stack.</p> <p>Ergonomic Features: M, N</p> | <p>2108</p> | \$536 | \$583 | \$620 | \$676 | \$752 | \$781 | \$850 | \$979 | \$1042 | \$1161 | \$1323 | \$1527 |
| | | | OVERALL DIMENSIONS | | | SEAT DIMENSIONS | | | BACK DIMENSIONS | | | | | |
| | | | W | D | H | W | D | H | W | H | | | | |
| | | | 21.5 | 22 | 34.5 | 20.5 | 17 | 18.5 | 20.5 | 16 | | | | |
| | | | RTA 00 | | | | | | | | | | | |
|  <p>Armless Barstool COM Yardage: 1.25 Freight Class: 250 Product Weight (lbs.): 30 Cubic Feet Per Carton: 14.75</p> | <p>Does not stack.</p> <p>Ergonomic Features: M, N</p> | <p>2109</p> | \$773 | \$820 | \$859 | \$913 | \$991 | \$1018 | \$1088 | \$1217 | \$1278 | \$1398 | \$1560 | \$1763 |
| | | | OVERALL DIMENSIONS | | | SEAT DIMENSIONS | | | BACK DIMENSIONS | | | | | |
| | | | W | D | H | W | D | H | W | H | | | | |
| | | | 21 | 23.5 | 44.5 | 20 | 17 | 28 | 20.5 | 17.5 | | | | |
| | | | RTA 00 | | | | | | | | | | | |

DUET™



model 6620



model 6621G



model 6627



model 6621TR



model 6632



model 6720PB



model 6720



model 6692 (2 units) on 6500S2 (Beam)

STANDARD FEATURES

- Unique high density seating that is both comfortable and durable.
- Tablet arms are extremely rugged and meets ANSI-BIFMA testing requirements. Tablet hinges up to allow ease of egress. Tablet slides forward and back to accommodate any body size comfortably. Tablet models do not stack.
- Standard tablet (D8) size is 18”D x 14 1/2”W and is made of black polymer. Tablets are attached at the left or right (as seated). Tablet arms are not available on stools. Tablet models do not stack.
- All sled-base models have a wall saver frame design with rear legs contacting the wall first leaving clearance between the seat back and wall.
- Armless “G” models feature a patented interlocking feature that allows chairs to be ganged together in rows.
- Model 6626 ganging clamp set is available for use on all armchairs and standard armless models. These brackets snap on the front and rear of the sled base allowing these models to connect together in rows. In Black finish only.
- Clear polycarbonate glides (CG) are standard and suitable for carpet, rubber or concrete flooring.
- Weight capacity for this series is 300 lbs.
- Dual wheel carpet casters (C1) are standard on task chairs.
- Duet beam seating consists of upper seat units (models 6690, 6691, 6692, 6693, 6697 and 6698) including mounting brackets and all hardware necessary for attachment to beam.
- For all beam components, tables and a complete list of available upper seat units, see Beam Seating series.
- **Specifications and pricing are for 1 chair.**
- Pedestal base models provide fixed location seating for use in auditoriums, classrooms, jury boxes, public venues and more. The base must be mounted to the floor (mounting hardware not included). See Pedestal Base Installation Guide for details.
- Check textile availability prior to specifying upholstery material.









OPTIONAL FEATURES






- Polypropylene seats, backs and coordinating arms are available in 14 designer colors. Choose from Buzz Blue (BZB), Cactus (CCT), Carrot (CRO), Cloud (IVC), Dijon (DJN), Eggplant (EGP), Fog (FOG), Frost (FRO), Ink (INK), Latte (LAB), Night (BLK), Sand (SND), Scarlet (SAR), and Shadow (SHW).
- An optional 18.5”D x 18.5”W high pressure laminate writing tablet is available. The core is hardwood veneer plywood with radiused edge finished in clear lacquer. This writing tablet is offered in the following finishes: Black (BLK), Clear Maple (CMB), Designer White (DWT) and Noce Grigio (NGL). Please specify. Add \$64.
- Chairs will have additional stitch details when upholstered in vinyl.
- A selection of glide options is available. Glide must be chosen to best suit flooring type and site conditions.
- Chrome frame is optionally available without glides (WS) and is suitable for rubberized and carpeted floors, please specify. No upcharge
- Glides with felt pads (FG) are available for vinyl sheet, cork or laminate flooring, please specify. Add \$34
- Glides with rubber pads (RG) are available for vinyl, hardwood, laminate, stone or ceramic flooring, please specify. Add \$34.
- Glides with stainless steel pads (SG) are available for carpet or rubber flooring, please specify. Add \$34.
- For task base models, hard surface flooring casters are available. Specify (C9R). Add \$72.
- Pedestal base models have black base with 2” height adjustable cylinders. Specify (SH) swivel, auto return to max height (no upcharge); (SN) non-swivel, auto return to max height (Add \$21); or, (SC) swivel, self-centering and return to max height (add \$33).








| | Duet Chairs Stacking Capability | | Duet Stools Stacking Capability | |
|---------------------------------------|---------------------------------|-------------------------|---------------------------------|-------------------|
| | Stacking on floor | Stacking on dolly #6624 | Stacking on floor | Stacking on dolly |
| Armless | | | | |
| Polypropylene seat & back | up to 12 high | up to 40* high | up to 12 high | N/A |
| Polypropylene back & upholstered seat | up to 5 high | up to 12 high | up to 5 high | N/A |
| Upholstered seat & back | up to 5 high | up to 12 high | up to 5 high | N/A |
| With Arms | | | | |
| Polypropylene seat & back | up to 5 high | up to 24 high | up to 5 high | N/A |
| Polypropylene back & upholstered seat | up to 5 high | up to 12 high | up to 5 high | N/A |
| Upholstered seat & back | up to 5 high | up to 12 high | up to 5 high | N/A |

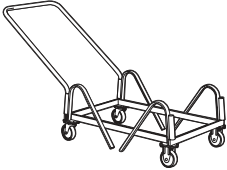




* THROUGH 80” DOORWAY, STACKS 36 HIGH








MULTI-PURPOSE






| DESCRIPTION | FEATURES | MODEL# | STANDARD TEXTILE GRADES | | | | | | | | | | | | | |
|-------------------------------------------------------------------------------------------------------------------------------------------------------------------------------------------------------------------------------------------------------------------------------------------------------------------------------------------------------------------|------------------------------------------------------|--------------------------|---------------------------------------------------------------------------------------------------------------------------------------------------------------------------|----------|----------|------------------------|----------|----------|------------------------|----------|---|----|----|----|---|--|
| | | | 1 | 2 | 3 | 4 | 5 | 6 | 7 | 8 | 9 | 10 | 11 | 12 | | |
|  <p>ArmChair COM Yardage: N/A Freight Class: 150 Product Weight (lbs.): 19 Cubic Feet Per Carton: 4.63 (4 per carton)</p> | Stacks 5 high on floor. Stacks 24 high on dolly. | 6620 | \$368 | - | - | - | - | - | - | - | - | - | - | - | - | |
| | | | OVERALL DIMENSIONS | | | SEAT DIMENSIONS | | | BACK DIMENSIONS | | | | | | | |
| | | | W | D | H | W | D | H | W | H | | | | | | |
| | | | 25.5 | 22.75 | 33.25 | 18 | 17.5 | 16.5 | 18 | 16 | | | | | | |
| | | | RTA 00 | | | | | | | | | | | | | |
|  <p>Armchair w/Back pack rack COM Yardage: N/A Freight Class: 300 Product Weight (lbs.): 25.5 Cubic Feet Per Carton: 13.25 (1 per carton)</p> | Does not stack. | 6620P | \$542 | - | - | - | - | - | - | - | - | - | - | - | | |
| | | | OVERALL DIMENSIONS | | | SEAT DIMENSIONS | | | BACK DIMENSIONS | | | | | | | |
| | | | W | D | H | W | D | H | W | H | | | | | | |
| | | | 25.5 | 22.75 | 33.25 | 18 | 17.5 | 16.5 | 18 | 16 | | | | | | |
| | | | RTA 00 | | | | | | | | | | | | | |
|  <p>Armchair w/Tablet COM Yardage: N/A Freight Class: 150 Product Weight (lbs.): 33 Cubic Feet Per Carton: 8 (2 per carton)</p> | Does not stack. | 6620TR 6620TL | \$763 | - | - | - | - | - | - | - | - | - | - | - | | |
| | | | OVERALL DIMENSIONS | | | SEAT DIMENSIONS | | | BACK DIMENSIONS | | | | | | | |
| | | | W | D | H | W | D | H | W | H | | | | | | |
| | | | 26.25 | 27.75 | 33.25 | 18 | 17.5 | 16.5 | 18 | 16 | | | | | | |
| | | | RTA 00 | | | | | | | | | | | | | |
|  <p>Armchair w/Tablet and Back pack rack COM Yardage: N/A Freight Class: 250 Product Weight (lbs.): 34 Cubic Feet Per Carton: 16.25 (1 per carton)</p> | Does not stack. | 6620TRP 6620TLP | \$957 | - | - | - | - | - | - | - | - | - | - | - | | |
| | | | OVERALL DIMENSIONS | | | SEAT DIMENSIONS | | | BACK DIMENSIONS | | | | | | | |
| | | | W | D | H | W | D | H | W | H | | | | | | |
| | | | 26.25 | 27.75 | 33.25 | 18 | 17.5 | 16.5 | 18 | 16 | | | | | | |
| | | | RTA 00 | | | | | | | | | | | | | |
|   <p>6621 6621G</p> <p>Armless Chair COM Yardage: N/A Freight Class: 150 Product Weight (lbs.): 20.5 Cubic Feet Per Carton: 3.5/4 per carton)</p> | Stacks 12 high on floor. Stacks 40 high on dolly. | 6621 6621G Ganging | \$261 | - | - | - | - | - | - | - | - | - | - | - | | |
| | | | OVERALL DIMENSIONS | | | SEAT DIMENSIONS | | | BACK DIMENSIONS | | | | | | | |
| | | | W | D | H | W | D | H | W | H | | | | | | |
| | | | 20.75 | 22.75 | 33.25 | 18 | 17.5 | 17 | 18 | 16 | | | | | | |
| | | | RTA 00 | | | | | | | | | | | | | |
| | | |   | | | | | | | | | | | | | |






| DESCRIPTION | FEATURES | MODEL# | STANDARD TEXTILE GRADES | | | | | | | | | | | |
|---------------------------------------------------------------------------------------------------------------------------------------------------------------------------------------------------------------------------------------------------------------------------------------------------------------|--------------------------------------------------------------------------|--------------------|---------------------------|--------------|----------|---------------------------|----------|----------|------------------------|----------|--------|------------------------|--------|--------|
| | | | 1 | 2 | 3 | 4 | 5 | 6 | 7 | 8 | 9 | 10 | 11 | 12 |
|  <p>6621P</p> <p>Armless Chair w/Back pack rack COM Yardage: N/A Freight Class: 250 Product Weight (lbs.): 25 Cubic Feet Per Carton: 11.25 (1 per carton)</p> | Does not stack. | 6621P | \$435 | - | - | - | - | - | - | - | - | - | - | - |
| | | | 6621GP | \$447 | - | - | - | - | - | - | - | - | - | - |
| | | | OVERALL DIMENSIONS | | | SEAT DIMENSIONS | | | BACK DIMENSIONS | | | | | |
| | | | W | D | H | W | D | H | W | H | | | | |
| | | | 20.75 | 22.75 | 33.25 | 18 | 17.5 | 16.5 | 18 | 16 | | | | |
| | | | RTA 00 | FedEx | | ups | | | | | | | | |
|  <p>6621TR 6621TL</p> <p>Armless Chair w/Tablet COM Yardage: N/A Freight Class: 150 Product Weight (lbs.): 32 Cubic Feet Per Carton: 8 (2 per carton)</p> | Does not stack. | 6621TR 6621TL | \$654 | - | - | - | - | - | - | - | - | - | - | - |
| | | | | | | OVERALL DIMENSIONS | | | SEAT DIMENSIONS | | | BACK DIMENSIONS | | |
| | | | W | D | H | W | D | H | W | H | | | | |
| | | | 24.5 | 27.75 | 33.25 | 18 | 17.5 | 16.5 | 18 | 16 | | | | |
| | | | RTA 00 | | | | | | | | | | | |
|  <p>6621TRP 6621TLP</p> <p>Armless Chair w/Tablet and Back pack rack COM Yardage: N/A Freight Class: 300 Product Weight (lbs.): 27 Cubic Feet Per Carton: 16.25 (1 per carton)</p> | Does not stack. | 6621TRP 6621TLP | \$850 | - | - | - | - | - | - | - | - | - | - | |
| | | | | | | OVERALL DIMENSIONS | | | SEAT DIMENSIONS | | | BACK DIMENSIONS | | |
| | | | W | D | H | W | D | H | W | H | | | | |
| | | | 24.5 | 27.75 | 33.25 | 18 | 17.5 | 16.5 | 18 | 16 | | | | |
| | | | RTA 00 | | | | | | | | | | | |
|  <p>6622</p> <p>Armchair COM Yardage: 0.75 Freight Class: 150 Product Weight (lbs.): 25 Cubic Feet Per Carton: 5.56 (4 per carton)</p> | Upholstered Seat. Stacks 5 high on floor. Stacks 12 high on dolly. | 6622 | \$476 | \$514 | \$543 | \$584 | \$643 | \$663 | \$715 | \$815 | \$863 | \$953 | \$1078 | \$1232 |
| | | | | | | OVERALL DIMENSIONS | | | SEAT DIMENSIONS | | | BACK DIMENSIONS | | |
| | | | W | D | H | W | D | H | W | H | | | | |
| | | | 25.5 | 23 | 33.25 | 18 | 17.5 | 17 | 18 | 16 | | | | |
| | | | RTA 00 | | | | | | | | | | | |
|  <p>6622P</p> <p>Armchair w/Back pack rack COM Yardage: 0.75 Freight Class: 250 Product Weight (lbs.): 29 Cubic Feet Per Carton: 13.25 (1 per carton)</p> | Upholstered Seat. Does not stack. | 6622P | \$656 | \$696 | \$725 | \$770 | \$831 | \$852 | \$909 | \$1010 | \$1060 | \$1158 | \$1288 | \$1448 |
| | | | | | | OVERALL DIMENSIONS | | | SEAT DIMENSIONS | | | BACK DIMENSIONS | | |
| | | | W | D | H | W | D | H | W | H | | | | |
| | | | 25.5 | 23 | 33.25 | 18 | 17.5 | 17 | 18 | 16 | | | | |
| | | | RTA 00 | | | | | | | | | | | |












| DESCRIPTION | FEATURES | MODEL# | STANDARD TEXTILE GRADES | | | | | | | | | | | |
|----------------------------------------------------------------------------------------------------------------------------------------------------------------------------------------------------------------------------------------------------------------------------------------------------------------------------------------------------------------------------------------|------------------------------------------------------------------------------------|------------------------------------|------------------------------------|---------------------------------|-------------------------------|--------|--------|--------|--------|--------|--------|--------|--------|--------|
| | | | 1 | 2 | 3 | 4 | 5 | 6 | 7 | 8 | 9 | 10 | 11 | 12 |
|  <p>Armchair w/Tablet COM Yardage: 1 Freight Class: 250 Product Weight (lbs.): 27 Cubic Feet Per Carton: 16 (2 per carton)</p> | Upholstered Seat. Does not stack. Must specify (L) Left or (R) Right Tablet. | 6622TR 6622TL | \$868 | \$908 | \$941 | \$987 | \$1053 | \$1076 | \$1134 | \$1245 | \$1299 | \$1401 | \$1541 | \$1717 |
| | | OVERALL DIMENSIONS W D H | SEAT DIMENSIONS W D H | BACK DIMENSIONS W H | 26.25 | 27.75 | 33.25 | 18 | 17.5 | 17 | 18 | 15.5 | | |
| | | | RTA 00 | | | | | | | | | | | |
|  <p>Armchair w/Tablet and Back pack rack COM Yardage: 1 Freight Class: 250 Product Weight (lbs.): 37 Cubic Feet Per Carton: 16.25 (1 per carton)</p> | Upholstered Seat. Does not stack. | 6622TRP 6622TLP | \$1062 | \$1105 | \$1136 | \$1182 | \$1247 | \$1271 | \$1329 | \$1439 | \$1494 | \$1596 | \$1736 | \$1911 |
| | | OVERALL DIMENSIONS W D H | SEAT DIMENSIONS W D H | BACK DIMENSIONS W H | 26.25 | 27.75 | 33.25 | 18 | 17.5 | 17 | 18 | 15.5 | | |
| | | | RTA 00 | | | | | | | | | | | |
|   <p>6623 6623G</p> <p>Armless Chair COM Yardage: 0.75 Freight Class: 150 Product Weight (lbs.): 21 Cubic Feet Per Carton: 4.63 (4 per carton)</p> | Upholstered Seat. Stacks 5 high on floor. Stacks 12 high on dolly. | 6623 | \$362 | \$400 | \$429 | \$470 | \$529 | \$549 | \$601 | \$701 | \$749 | \$839 | \$964 | \$1118 |
| | | 6623G Ganging | \$389 | \$427 | \$456 | \$497 | \$556 | \$576 | \$628 | \$728 | \$776 | \$866 | \$991 | \$1145 |
| | | | OVERALL DIMENSIONS W D H | SEAT DIMENSIONS W D H | BACK DIMENSIONS W H | 20.5 | 23 | 33.25 | 18 | 17.5 | 17 | 18 | 16 | |
| | | | RTA 00 | | | | | | | | | | | |
|   <p>6623P 6623GP</p> <p>Armless Chair w/Back pack rack COM Yardage: 0.75 Freight Class: 250 Product Weight (lbs.): 28 Cubic Feet Per Carton: 11.25 (1 per carton)</p> | Upholstered Seat. Does not stack. | 6623P | \$539 | \$579 | \$609 | \$652 | \$714 | \$737 | \$792 | \$893 | \$943 | \$1041 | \$1169 | \$1332 |
| | | 6623GP Ganging | \$565 | \$605 | \$635 | \$678 | \$740 | \$763 | \$818 | \$919 | \$969 | \$1067 | \$1195 | \$1358 |
| | | | OVERALL DIMENSIONS W D H | SEAT DIMENSIONS W D H | BACK DIMENSIONS W H | 20.5 | 23 | 33.25 | 18 | 17.5 | 17 | 18 | 16 | |
| | | | RTA 00 | | | | | | | | | | | |
|  <p>6623TR 6623TL</p> <p>Armless Chair w/Tablet COM Yardage: 1 Freight Class: 250 Product Weight (lbs.): 29 Cubic Feet Per Carton: 16 (2 per carton)</p> | Upholstered Seat. Does not stack. | 6623TR 6623TL | \$759 | \$803 | \$833 | \$879 | \$944 | \$967 | \$1026 | \$1136 | \$1190 | \$1292 | \$1432 | \$1608 |
| | | OVERALL DIMENSIONS W D H | SEAT DIMENSIONS W D H | BACK DIMENSIONS W H | 24.5 | 27.75 | 33.25 | 18 | 17.5 | 17 | 18 | 15.5 | | |
| | | | RTA 00 | | | | | | | | | | | |









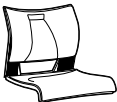



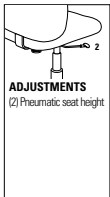




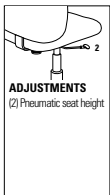

| DESCRIPTION | FEATURES | MODEL# | STANDARD TEXTILE GRADES | | | | | | | | | | | |
|-----------------------------------------------------------------------------------------------------------------------------------------------------------------------------------------------------------------------------------------------------------|-----------------------------------------------------------------------------------|---------------------------|-------------------------|----------|------------------------|----------|----------|------------------------|----------|--------|--------|--------|--------|--------|
| | | | 1 | 2 | 3 | 4 | 5 | 6 | 7 | 8 | 9 | 10 | 11 | 12 |
|  <p>Dolly COM Yardage: N/A Freight Class: 150 Product Weight (lbs.): 40 Cubic Feet Per Carton: 9.5 (1 per carton)</p> | | 6624 | \$772 | - | - | - | - | - | - | - | - | - | - | - |
| | | OVERALL DIMENSIONS | | | SEAT DIMENSIONS | | | BACK DIMENSIONS | | | | | | |
| | | W | D | H | W | D | H | W | H | | | | | |
| | | 22.5 | 51 | 38.25 | - | - | - | - | - | | | | | |
| | | RTA 1 | | FedEx | | UPS | | | | | | | | |
|  <p>Ganging Clamp Set - 2 Clamps COM Yardage: N/A Freight Class: 70 Product Weight (lbs.): 0.3 Cubic Feet Per Carton: 0.01 (1 set per carton)</p> | | 6626 | \$30 | - | - | - | - | - | - | - | - | - | - | |
| | | OVERALL DIMENSIONS | | | SEAT DIMENSIONS | | | BACK DIMENSIONS | | | | | | |
| | | W | D | H | W | D | H | W | H | | | | | |
| | | 1 | 6.5 | 00.75 | - | - | - | - | - | | | | | |
| | | RTA 00 | | FedEx | | UPS | | | | | | | | |
|  <p>Armchair COM Yardage: 0.75 Freight Class: 150 Product Weight (lbs.): 27 Cubic Feet Per Carton: 5.56 (4 per carton)</p> | Upholstered Seat and Back. Stacks 5 high on floor. Stacks 12 high on dolly. | 6627 | \$525 | \$592 | \$623 | \$663 | \$729 | \$747 | \$802 | \$906 | \$955 | \$1051 | \$1182 | \$1347 |
| | | OVERALL DIMENSIONS | | | SEAT DIMENSIONS | | | BACK DIMENSIONS | | | | | | |
| | | W | D | H | W | D | H | W | H | | | | | |
| | | 25.5 | 23 | 33.25 | 18 | 17.5 | 17 | 18 | 16 | | | | | |
| | | RTA 00 | | | | | | | | | | | | |
|  <p>Armchair w/Back pack rack COM Yardage: 0.75 Freight Class: 250 Product Weight (lbs.): 31 Cubic Feet Per Carton: 13.25 (1 per carton)</p> | Upholstered Seat and Back. Does not stack. | 6627P | \$706 | \$746 | \$776 | \$820 | \$881 | \$904 | \$960 | \$1061 | \$1111 | \$1208 | \$1338 | \$1499 |
| | | OVERALL DIMENSIONS | | | SEAT DIMENSIONS | | | BACK DIMENSIONS | | | | | | |
| | | W | D | H | W | D | H | W | H | | | | | |
| | | 25.5 | 23 | 33.25 | 18 | 17.5 | 17 | 18 | 16 | | | | | |
| | | RTA 00 | | | | | | | | | | | | |
|  <p>Armchair w/Tablet COM Yardage: 1 Freight Class: 250 Product Weight (lbs.): 32 Cubic Feet Per Carton: 16 (2 per carton)</p> | Upholstered Seat and Back. Does not stack. | 6627TR | \$912 | \$955 | \$985 | \$1031 | \$1097 | \$1120 | \$1178 | \$1289 | \$1343 | \$1445 | \$1585 | \$1761 |
| | | OVERALL DIMENSIONS | | | SEAT DIMENSIONS | | | BACK DIMENSIONS | | | | | | |
| | | W | D | H | W | D | H | W | H | | | | | |
| | | 26.25 | 27.75 | 33.25 | 18 | 17 | 17 | 18 | 15.5 | | | | | |
| | | RTA 00 | | | | | | | | | | | | |




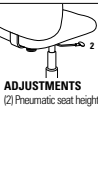



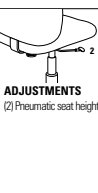


| DESCRIPTION | FEATURES | MODEL# | STANDARD TEXTILE GRADES | | | | | | | | | | | | |
|----------------------------------------------------------------------------------------------------------------------------------------------------------------------------------------------------------------------------------------------------------------------------------------------------------------------------------------------------------------------------------------|-----------------------------------------------------------------------------------|--------------------|---------------------------|--------|--------|------------------------|--------|--------|------------------------|--------|--------|--------|--------|--------|--|
| | | | 1 | 2 | 3 | 4 | 5 | 6 | 7 | 8 | 9 | 10 | 11 | 12 | |
|  <p>Armchair w/Tablet and Back pack rack COM Yardage: 1 Freight Class: 250 Product Weight (lbs.): 39 Cubic Feet Per Carton: 16.25 (1 per carton)</p> | Upholstered Seat and Back. Does not stack. | 6627TRP 6627TLP | \$1107 | \$1150 | \$1180 | \$1226 | \$1291 | \$1315 | \$1373 | \$1484 | \$1538 | \$1641 | \$1780 | \$1956 | |
| | | | OVERALL DIMENSIONS | | | SEAT DIMENSIONS | | | BACK DIMENSIONS | | | | | | |
| | | W | D | H | W | D | H | W | H | | | | | | |
| | | 26.25 | 27.75 | 33.25 | 18 | 17 | 17 | 18 | 15.5 | | | | | | |
| | | | RTA 00 | | | | | | | | | | | | |
|   <p>6628 6628G</p> <p>Armless Chair COM Yardage: 0.75 Freight Class: 150 Product Weight (lbs.): 23 Cubic Feet Per Carton: 4.63 (4 per carton)</p> | Upholstered Seat and Back. Stacks 5 high on floor. Stacks 12 high on dolly. | 6628 | \$425 | \$489 | \$517 | \$558 | \$623 | \$643 | \$697 | \$801 | \$852 | \$947 | \$1077 | \$1240 | |
| | | | OVERALL DIMENSIONS | | | SEAT DIMENSIONS | | | BACK DIMENSIONS | | | | | | |
| | | W | D | H | W | D | H | W | H | | | | | | |
| | | 20.5 | 23 | 33.25 | 18 | 17 | 17 | 18 | 15.5 | | | | | | |
| | | | RTA 00 | | | | | | | | | | | | |
|   <p>6628P 6628GP</p> <p>Armless Chair w/Back pack rack COM Yardage: 0.75 Freight Class: 250 Product Weight (lbs.): 30 Cubic Feet Per Carton: 11.25 (1 per carton)</p> | Upholstered Seat and Back. Does not stack. | 6628P 6628GP | \$609 | \$649 | \$679 | \$724 | \$784 | \$807 | \$863 | \$964 | \$1016 | \$1112 | \$1241 | \$1402 | |
| | | | OVERALL DIMENSIONS | | | SEAT DIMENSIONS | | | BACK DIMENSIONS | | | | | | |
| | | W | D | H | W | D | H | W | H | | | | | | |
| | | 20.5 | 23 | 33.25 | 18 | 17 | 17 | 18 | 15.5 | | | | | | |
| | | | RTA 00 | | | | | | | | | | | | |
|  <p>Armless Chair w/Tablet COM Yardage: 1 Freight Class: 250 Product Weight (lbs.): 31 Cubic Feet Per Carton: 16 (2 per carton)</p> | Upholstered Seat and Back. Does not stack. | 6628TR 6628TL | \$799 | \$843 | \$873 | \$919 | \$985 | \$1011 | \$1066 | \$1180 | \$1233 | \$1335 | \$1474 | \$1651 | |
| | | | OVERALL DIMENSIONS | | | SEAT DIMENSIONS | | | BACK DIMENSIONS | | | | | | |
| | | W | D | H | W | D | H | W | H | | | | | | |
| | | 24.5 | 27.75 | 33.25 | 18 | 17 | 17 | 18 | 15.5 | | | | | | |
| | | | RTA 00 | | | | | | | | | | | | |
|  <p>Armless Chair w/Tablet and Back pack rack COM Yardage: 1 Freight Class: 250 Product Weight (lbs.): 38 Cubic Feet Per Carton: 16.25 (1 per carton)</p> | Upholstered Seat and Back. Does not stack. | 6628TRP 6628TLP | \$999 | \$1042 | \$1072 | \$1118 | \$1185 | \$1208 | \$1265 | \$1377 | \$1431 | \$1533 | \$1673 | \$1849 | |
| | | | OVERALL DIMENSIONS | | | SEAT DIMENSIONS | | | BACK DIMENSIONS | | | | | | |
| | | W | D | H | W | D | H | W | H | | | | | | |
| | | 24.5 | 27.75 | 33.25 | 18 | 17 | 17 | 18 | 15.5 | | | | | | |
| | | | RTA 00 | | | | | | | | | | | | |


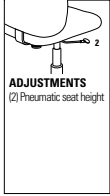

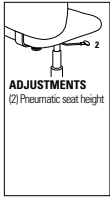

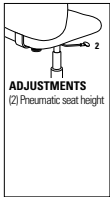

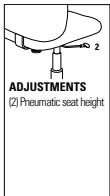

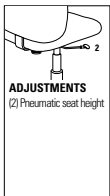
| DESCRIPTION | FEATURES | MODEL# | STANDARD TEXTILE GRADES | | | | | | | | | | | | | |
|---------------------------------------------------------------------------------------------------------------------------------------------------------------------------------------------------------------------------------------------------|-------------------------------------------------------|--------|---------------------------|----------|----------|------------------------|----------|----------|------------------------|----------|--------|--------|--------|--------|---|--|
| | | | 1 | 2 | 3 | 4 | 5 | 6 | 7 | 8 | 9 | 10 | 11 | 12 | | |
|  <p>Barstool with Arms COM Yardage: N/A Freight Class: 250 Product Weight (lbs.): 30 Cubic Feet Per Carton: 10.75 (2 per carton)</p> | Stacks 5 high on floor. | 6630 | \$641 | - | - | - | - | - | - | - | - | - | - | - | - | |
| | | | OVERALL DIMENSIONS | | | SEAT DIMENSIONS | | | BACK DIMENSIONS | | | | | | | |
| | | | W | D | H | W | D | H | W | H | | | | | | |
| | | | 25.5 | 23.5 | 45 | 18 | 17.5 | 29.5 | 18 | 16 | | | | | | |
| | | | RTA 00 | | | | | | | | | | | | | |
|  <p>Armless Barstool COM Yardage: N/A Freight Class: 250 Product Weight (lbs.): 29</p> | Stacks 8 high on floor. | 6631 | \$477 | - | - | - | - | - | - | - | - | - | - | - | | |
| | | | OVERALL DIMENSIONS | | | SEAT DIMENSIONS | | | BACK DIMENSIONS | | | | | | | |
| | | | W | D | H | W | D | H | W | H | | | | | | |
| | | | 20.75 | 23.5 | 45 | 18 | 17.5 | 29.5 | 18 | 16 | | | | | | |
| | | | RTA 00 | | | | | | | | | | | | | |
|  <p>Barstool with Arms COM Yardage: 0.75 Freight Class: 250 Product Weight (lbs.): 31 Cubic Feet Per Carton: 10.75 (2 per carton)</p> | Upholstered Seat Stacks 5 high on floor. | 6632 | \$739 | \$776 | \$806 | \$847 | \$908 | \$925 | \$981 | \$1080 | \$1126 | \$1218 | \$1341 | \$1495 | | |
| | | | OVERALL DIMENSIONS | | | SEAT DIMENSIONS | | | BACK DIMENSIONS | | | | | | | |
| | | | W | D | H | W | D | H | W | H | | | | | | |
| | | | 25.5 | 23.5 | 45 | 18 | 17.5 | 30 | 18 | 15.5 | | | | | | |
| | | | RTA 00 | | | | | | | | | | | | | |
|  <p>Armless Barstool COM Yardage: 0.75 Freight Class: 250 Product Weight (lbs.): 30 Cubic Feet Per Carton: 17.5 (2 per carton)</p> | Upholstered Seat. Stacks 5 high on floor. | 6633 | \$571 | \$609 | \$638 | \$679 | \$739 | \$758 | \$812 | \$910 | \$958 | \$1050 | \$1174 | \$1327 | | |
| | | | OVERALL DIMENSIONS | | | SEAT DIMENSIONS | | | BACK DIMENSIONS | | | | | | | |
| | | | W | D | H | W | D | H | W | H | | | | | | |
| | | | 20.75 | 23.5 | 45 | 18 | 17.5 | 30 | 18 | 15.5 | | | | | | |
| | | | RTA 00 | | | | | | | | | | | | | |
|  <p>Barstool with Arms COM Yardage: 0.75 Freight Class: 250 Product Weight (lbs.): 31.5 Cubic Feet Per Carton: 10.75 (2 per carton)</p> | Upholstered Seat and Back. Stacks 3 high on floor. | 6637 | \$781 | \$818 | \$847 | \$889 | \$949 | \$967 | \$1022 | \$1120 | \$1168 | \$1260 | \$1383 | \$1537 | | |
| | | | OVERALL DIMENSIONS | | | SEAT DIMENSIONS | | | BACK DIMENSIONS | | | | | | | |
| | | | W | D | H | W | D | H | W | H | | | | | | |
| | | | 25.5 | 23.5 | 45 | 18 | 17.5 | 30 | 18 | 15.5 | | | | | | |
| | | | RTA 00 | | | | | | | | | | | | | |


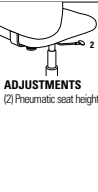







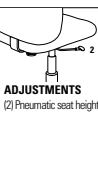
| DESCRIPTION | FEATURES | MODEL# | STANDARD TEXTILE GRADES | | | | | | | | | | | | | |
|---------------------------------------------------------------------------------------------------------------------------------------------------------------------------------------------------------------------------------------------------|-------------------------------------------------------|--------|---------------------------|----------|----------|------------------------|----------|----------|------------------------|----------|--------|--------|--------|--------|--|--|
| | | | 1 | 2 | 3 | 4 | 5 | 6 | 7 | 8 | 9 | 10 | 11 | 12 | | |
|  <p>Armless Barstool COM Yardage: 0.75 Freight Class: 250 Product Weight (lbs.): 30.5 Cubic Feet Per Carton: 8.75 (2 per carton)</p> | Upholstered Seat and Back. Stacks 3 high on floor. | 6638 | \$670 | \$708 | \$737 | \$777 | \$838 | \$856 | \$911 | \$1009 | \$1057 | \$1147 | \$1270 | \$1426 | | |
| | | | OVERALL DIMENSIONS | | | SEAT DIMENSIONS | | | BACK DIMENSIONS | | | | | | | |
| | | | W | D | H | W | D | H | W | H | | | | | | |
| | | | 20.75 | 23.5 | 45 | 18 | 17.5 | 30 | 18 | 15.5 | | | | | | |
| | | | RTA 00 | | | | | | | | | | | | | |
|  <p>Counter Stool with Arms COM Yardage: N/A Freight Class: 250 Product Weight (lbs.): 25 Cubic Feet Per Carton: 10.75 (2 per carton)</p> | Stacks 5 high on floor. | 6660 | \$641 | - | - | - | - | - | - | - | - | - | - | - | | |
| | | | OVERALL DIMENSIONS | | | SEAT DIMENSIONS | | | BACK DIMENSIONS | | | | | | | |
| | | | W | D | H | W | D | H | W | H | | | | | | |
| | | | 25.5 | 23.5 | 39.5 | 18 | 17.5 | 24 | 18 | 16 | | | | | | |
| | | | RTA 00 | | | | | | | | | | | | | |
|  <p>Armless Counter Stool COM Yardage: N/A Freight Class: 250 Product Weight (lbs.): 24 Cubic Feet Per Carton: 8.75 (2 per carton)</p> | Stacks 5 high on floor. | 6661 | \$477 | - | - | - | - | - | - | - | - | - | - | | | |
| | | | OVERALL DIMENSIONS | | | SEAT DIMENSIONS | | | BACK DIMENSIONS | | | | | | | |
| | | | W | D | H | W | D | H | W | H | | | | | | |
| | | | 20.75 | 23.5 | 39.5 | 18 | 17.5 | 24 | 18 | 16 | | | | | | |
| | | | RTA 00 | | | | | | | | | | | | | |
|  <p>Counter Stool w/Arms COM Yardage: 0.75 Freight Class: 250 Product Weight (lbs.): 26 Cubic Feet Per Carton: 10.75 (2 per carton)</p> | Upholstered Seat. Stacks 5 high on floor. | 6662 | \$739 | \$776 | \$805 | \$847 | \$908 | \$925 | \$981 | \$1080 | \$1126 | \$1218 | \$1341 | \$1495 | | |
| | | | OVERALL DIMENSIONS | | | SEAT DIMENSIONS | | | BACK DIMENSIONS | | | | | | | |
| | | | W | D | H | W | D | H | W | H | | | | | | |
| | | | 20.75 | 23.5 | 39.5 | 18 | 17.5 | 24 | 18 | 16 | | | | | | |
| | | | RTA 00 | | | | | | | | | | | | | |
|  <p>Armless Counter Stool COM Yardage: 0.75 Freight Class: 250 Product Weight (lbs.): 25 Cubic Feet Per Carton: 8.75 (2 per carton)</p> | Upholstered Seat. Stacks 5 high on floor. | 6663 | \$571 | \$609 | \$638 | \$679 | \$739 | \$758 | \$812 | \$910 | \$958 | \$1050 | \$1174 | \$1327 | | |
| | | | OVERALL DIMENSIONS | | | SEAT DIMENSIONS | | | BACK DIMENSIONS | | | | | | | |
| | | | W | D | H | W | D | H | W | H | | | | | | |
| | | | 20.75 | 23.5 | 39.5 | 18 | 17.5 | 24 | 18 | 16 | | | | | | |
| | | | RTA 00 | | | | | | | | | | | | | |


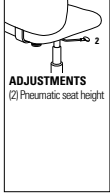

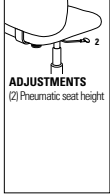

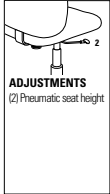

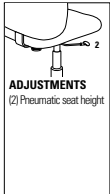
| DESCRIPTION | FEATURES | MODEL# | STANDARD TEXTILE GRADES | | | | | | | | | | | |
|---------------------------------------------------------------------------------------------------------------------------------------------------------------------------------------------------------------------------------------------------|-------------------------------------------------------|--------|---------------------------------------------------------------------------------------------------------------------------------------------------------------------------------------|----------|----------|------------------------|----------|----------|------------------------|----------|--------|--------|--------|--------|
| | | | 1 | 2 | 3 | 4 | 5 | 6 | 7 | 8 | 9 | 10 | 11 | 12 |
|  <p>Counter Stool w/Arms COM Yardage: 0.75 Freight Class: 250 Product Weight (lbs.): 26.5 Cubic Feet Per Carton: 10.75 (2 per carton)</p> | Upholstered Seat and Back. Stacks 3 high on floor. | 6667 | \$781 | \$818 | \$847 | \$889 | \$949 | \$967 | \$1022 | \$1120 | \$1168 | \$1260 | \$1383 | \$1537 |
| | | | OVERALL DIMENSIONS | | | SEAT DIMENSIONS | | | BACK DIMENSIONS | | | | | |
| | | | W | D | H | W | D | H | W | H | | | | |
| | | | 25.5 | 23.5 | 39.5 | 18 | 17.5 | 24 | 18 | 16 | | | | |
| | | | RTA 00 | | | | | | | | | | | |
|  <p>Armless Counter Stool COM Yardage: 0.75 Freight Class: 250 Product Weight (lbs.): 25.5 Cubic Feet Per Carton: 8.75 (2 per carton)</p> | Upholstered Seat and Back. Stacks 3 high on floor. | 6668 | \$670 | \$708 | \$737 | \$777 | \$838 | \$856 | \$911 | \$1009 | \$1057 | \$1147 | \$1270 | \$1426 |
| | | | OVERALL DIMENSIONS | | | SEAT DIMENSIONS | | | BACK DIMENSIONS | | | | | |
| | | | W | D | H | W | D | H | W | H | | | | |
| | | | 20.75 | 23.5 | 39.5 | 18 | 17.5 | 24 | 18 | 16 | | | | |
| | | | RTA 00 | | | | | | | | | | | |
|  <p>Seat Unit w/Arms COM Yardage: N/A Freight Class: 250 Product Weight (lbs.): 19 Cubic Feet Per Carton: 4.88 (2 per carton)</p> | Use with beams. | 6690 | \$424 | - | - | - | - | - | - | - | - | - | - | - |
| | | | OVERALL DIMENSIONS | | | SEAT DIMENSIONS | | | BACK DIMENSIONS | | | | | |
| | | | W | D | H | W | D | H | W | H | | | | |
| | | | 25.5 | 21 | 18 | 18 | 17.5 | - | 18 | 16 | | | | |
| | | | RTA 00   | | | | | | | | | | | |
|  <p>Armless Seat Unit COM Yardage: N/A Freight Class: 150 Product Weight (lbs.): 18 Cubic Feet Per Carton: 3.25 (2 per carton)</p> | Use with beams. | 6691 | \$312 | - | - | - | - | - | - | - | - | - | - | - |
| | | | OVERALL DIMENSIONS | | | SEAT DIMENSIONS | | | BACK DIMENSIONS | | | | | |
| | | | W | D | H | W | D | H | W | H | | | | |
| | | | 18 | 21 | 18 | 18 | 17.5 | - | 18 | 16 | | | | |
| | | | RTA 00   | | | | | | | | | | | |
|  <p>Seat Unit w/Arms COM Yardage: 0.75 Freight Class: 250 Product Weight (lbs.): 19 Cubic Feet Per Carton: 4.88 (2 per carton)</p> | Upholstered Seat. Use with beams. | 6692 | \$519 | \$557 | \$586 | \$627 | \$687 | \$705 | \$760 | \$856 | \$906 | \$998 | \$1121 | \$1275 |
| | | | OVERALL DIMENSIONS | | | SEAT DIMENSIONS | | | BACK DIMENSIONS | | | | | |
| | | | W | D | H | W | D | H | W | H | | | | |
| | | | 25.5 | 21 | 18 | 18 | 17.5 | - | 18 | 15.5 | | | | |
| | | | RTA 00   | | | | | | | | | | | |


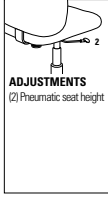

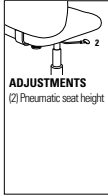

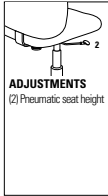

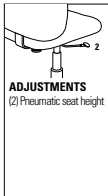
| DESCRIPTION | FEATURES | MODEL# | STANDARD TEXTILE GRADES | | | | | | | | | | | |
|-----------------------------------------------------------------------------------------------------------------------------------------------------------------------------------------------------------------------------------------|----------------------------------------------------------------------------------------------------------------------------------------|----------------------------------------------------------------------------------------------------------------|---------------------------------------------------------------------------------------------------------------------------------------------------------------------------------------------------------------------------------------------------------------|---------------------------------------------------------------------------------------------------------------------------------------------------------------------------------------------------------------------------------------------------------------|-------|---------------------------------|---------------------------------|-------|-------------------------------|-------------------------------|-------|--------|--------|--------|
| | | | 1 | 2 | 3 | 4 | 5 | 6 | 7 | 8 | 9 | 10 | 11 | 12 |
|  Armless Seat Unit COM Yardage: 0.75 Freight Class: 150 Product Weight (lbs.): 19 Cubic Feet Per Carton: 3.25 (2 per carton) | Upholstered Seat. Use with beams. | 6693 | \$403 | \$441 | \$469 | \$511 | \$570 | \$589 | \$642 | \$740 | \$790 | \$880 | \$1005 | \$1158 |
| | | | OVERALL DIMENSIONS W D H | | | SEAT DIMENSIONS W D H | | | BACK DIMENSIONS W H | | | | | |
| | | | 18 | 21 | 18 | 18 | 17.5 | - | 18 | 15.5 | | | | |
| | | |    | | | | | | | | | | | |
|  Seat Unit w/Arms COM Yardage: 0.75 Freight Class: 150 Product Weight (lbs.): 20 Cubic Feet Per Carton: 4.88 (2 per carton) | Upholstered Seat and Back. Use with beams. | 6697 | \$550 | \$588 | \$616 | \$658 | \$717 | \$736 | \$789 | \$887 | \$937 | \$1027 | \$1152 | \$1305 |
| | | | OVERALL DIMENSIONS W D H | | | SEAT DIMENSIONS W D H | | | BACK DIMENSIONS W H | | | | | |
| | | | 25.5 | 21 | 18 | 18 | 17 | - | 18 | 15.5 | | | | |
| | | |    | | | | | | | | | | | |
|  Armless Seat Unit COM Yardage: 0.75 Freight Class: 150 Product Weight (lbs.): 19 Cubic Feet Per Carton: 3.25 (2 per carton) | Upholstered Seat and Back. Use with beams. | 6698 | \$449 | \$487 | \$516 | \$557 | \$617 | \$635 | \$690 | \$788 | \$836 | \$928 | \$1051 | \$1205 |
| | | | OVERALL DIMENSIONS W D H | | | SEAT DIMENSIONS W D H | | | BACK DIMENSIONS W H | | | | | |
| | | | 18 | 21 | 18 | 18 | 17 | - | 18 | 15.5 | | | | |
| | | |    | | | | | | | | | | | |
|  Task w/Arms COM Yardage: N/A Freight Class: 250 Product Weight (lbs.): 32 Cubic Feet Per Carton: 9.75 |  ADJUSTMENTS (2) Pneumatic seat height | Polypropylene Seat and Back Ergonomic Features: C, M | 6720 | \$610 | - | - | - | - | - | - | - | - | - | - |
| | | | | OVERALL DIMENSIONS W D H | | | SEAT DIMENSIONS W D H | | | BACK DIMENSIONS W H | | | | |
| | | | | 25.5 | 21.5 | 32.5 | 18 | 17.5 | 14-19 | 18 | 16 | | | |
| | | | |    | | | | | | | | | | |
|  Task w/Arms and Tablet COM Yardage: N/A Freight Class: 250 Product Weight (lbs.): 40 Cubic Feet Per Carton: 15.75 |  ADJUSTMENTS (2) Pneumatic seat height | Polypropylene Seat and Back Specify (L) left or (R) right tablet. Ergonomic Features: C, M | 6720TR 6720TL | \$1050 | - | - | - | - | - | - | - | - | - | - |
| | | | | OVERALL DIMENSIONS W D H | | | SEAT DIMENSIONS W D H | | | BACK DIMENSIONS W H | | | | |
| | | | | 26.5 | 25.5 | 33.25 | 18 | 17.5 | 14-19 | 18 | 16 | | | |
| | | | |  | | | | | | | | | | |


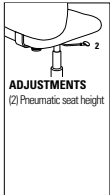

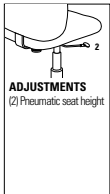

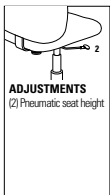

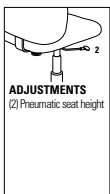
| DESCRIPTION | FEATURES | MODEL# | STANDARD TEXTILE GRADES | | | | | | | | | | | | |
|---------------------------------------------------------------------------------------------------------------------------------------------------------------------------------------------------------------------------------------|-------------------------------------------------------------------------------------------------------------------------------------------------------------------------------------------------------------------------------------------------------------------|---------------------------|-------------------------|--------------|------------------------|------------|-----------|------------------------|----------|--------|--------|--------|--------|--------|--|
| | | | 1 | 2 | 3 | 4 | 5 | 6 | 7 | 8 | 9 | 10 | 11 | 12 | |
|  <p>Task Armless COM Yardage: N/A Freight Class: 250 Product Weight (lbs.): 31 Cubic Feet Per Carton: 9.75</p> |  <p>ADJUSTMENTS (2) Pneumatic seat height</p> <p>Polypropylene Seat and Back</p> <p>Ergonomic Features: C, M</p> | 6721 | \$468 | - | - | - | - | - | - | - | - | - | - | - | |
| | | OVERALL DIMENSIONS | | | SEAT DIMENSIONS | | | BACK DIMENSIONS | | | | | | | |
| | | W | D | H | W | D | H | W | H | | | | | | |
| | | 18 | 21.5 | 32.5 | 18 | 17.5 | 14-19 | 18 | 16 | | | | | | |
| | | | RTA 1 | FedEx | | ups | | | | | | | | | |
|  <p>Task Armless w/ Tablet COM Yardage: N/A Freight Class: 250 Product Weight (lbs.): 39 Cubic Feet Per Carton: 15.75</p> |  <p>ADJUSTMENTS (2) Pneumatic seat height</p> <p>Polypropylene Seat and Back Specify (L) left or (R) right tablet.</p> <p>Ergonomic Features: C, M</p> | 6721TR 6721TL | \$891 | - | - | - | - | - | - | - | - | - | - | | |
| | | OVERALL DIMENSIONS | | | SEAT DIMENSIONS | | | BACK DIMENSIONS | | | | | | | |
| | | W | D | H | W | D | H | W | H | | | | | | |
| | | 23.5 | 25.5 | 33.25 | 18 | 17.5 | 14-19 | 18 | 16 | | | | | | |
| | | | RTA 1 | | | | | | | | | | | | |
|  <p>Task w/ Arms COM Yardage: 0.75 Freight Class: 250 Product Weight (lbs.): 33 Cubic Feet Per Carton: 9.75</p> |  <p>ADJUSTMENTS (2) Pneumatic seat height</p> <p>Upholstered Seat</p> <p>Ergonomic Features: C, M</p> | 6722 | \$671 | \$709 | \$738 | \$779 | \$838 | \$858 | \$910 | \$1010 | \$1058 | \$1148 | \$1273 | \$1427 | |
| | | OVERALL DIMENSIONS | | | SEAT DIMENSIONS | | | BACK DIMENSIONS | | | | | | | |
| | | W | D | H | W | D | H | W | H | | | | | | |
| | | 25.5 | 21.5 | 32.5 | 18 | 17.5 | 14.5-19.5 | 18 | 15.5 | | | | | | |
| | | | RTA 1 | | | | | | | | | | | | |
|  <p>Task w/ Arms and Tablet COM Yardage: 0.75 Freight Class: 250 Product Weight (lbs.): 41 Cubic Feet Per Carton: 15.75</p> |  <p>ADJUSTMENTS (2) Pneumatic seat height</p> <p>Upholstered Seat Specify (L) left or (R) right tablet.</p> <p>Ergonomic Features: C, M</p> | 6722TR 6722TL | \$1095 | \$1121 | \$1140 | \$1169 | \$1209 | \$1228 | \$1264 | \$1323 | \$1371 | \$1418 | \$1522 | \$1631 | |
| | | OVERALL DIMENSIONS | | | SEAT DIMENSIONS | | | BACK DIMENSIONS | | | | | | | |
| | | W | D | H | W | D | H | W | H | | | | | | |
| | | 26.5 | 25.5 | 33.25 | 18 | 17.5 | 14.5-19.5 | 18 | 15.5 | | | | | | |
| | | | RTA 1 | | | | | | | | | | | | |
|  <p>Task Armless COM Yardage: 0.75 Freight Class: 250 Product Weight (lbs.): 32 Cubic Feet Per Carton: 9.75</p> |  <p>ADJUSTMENTS (2) Pneumatic seat height</p> <p>Upholstered Seat</p> <p>Ergonomic Features: C, M</p> | 6723 | \$549 | \$586 | \$615 | \$656 | \$714 | \$735 | \$786 | \$885 | \$935 | \$1024 | \$1149 | \$1302 | |
| | | OVERALL DIMENSIONS | | | SEAT DIMENSIONS | | | BACK DIMENSIONS | | | | | | | |
| | | W | D | H | W | D | H | W | H | | | | | | |
| | | 18 | 21.5 | 32.5 | 18 | 17 | 14.5-19.5 | 18 | 15.5 | | | | | | |
| | | | RTA 1 | FedEx | | ups | | | | | | | | | |


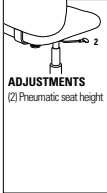
| DESCRIPTION | FEATURES | MODEL# | STANDARD TEXTILE GRADES | | | | | | | | | | | | | | |
|-------------------------------------------------------------------------------------------------------------------------------------------------------------------------------------------------------------------------------------|---------------------------------------------------------------------------------------------------------------------------------------------|--------------------------------------------------------------------------------------------------------------|--------------------------------|----------|----------|------------------------|----------|-----------|------------------------|----------|--------|--------|--------|--------|--------|--|--|
| | | | 1 | 2 | 3 | 4 | 5 | 6 | 7 | 8 | 9 | 10 | 11 | 12 | | | |
|  <p>Task Armless w/Tablet COM Yardage: 0.75 Freight Class: 250 Product Weight (lbs.): 41 Cubic Feet Per Carton: 15.75</p> |  <p>ADJUSTMENTS (2) Pneumatic seat height</p> | Upholstered Seat Specify (L) left or (R) right tablet. Ergonomic Features: C, M | 6723TR 6723TL | \$965 | \$990 | \$1009 | \$1035 | \$1079 | \$1098 | \$1134 | \$1191 | \$1238 | \$1286 | \$1389 | \$1497 | | |
| | | | OVERALL DIMENSIONS | | | SEAT DIMENSIONS | | | BACK DIMENSIONS | | | | | | | | |
| | | | W | D | H | W | D | H | W | H | | | | | | | |
| | | | 23.5 | 25.5 | 33.25 | 18 | 17 | 14.5-19.5 | 18 | 15.5 | | | | | | | |
| | | | RTA 1 | | | | | | | | | | | | | | |
|  <p>Task w/Arms COM Yardage: 0.75 Freight Class: 250 Product Weight (lbs.): 34 Cubic Feet Per Carton: 9.75</p> |  <p>ADJUSTMENTS (2) Pneumatic seat height</p> | Upholstered Seat and Back Ergonomic Features: C, M | 6727 | \$765 | \$803 | \$832 | \$873 | \$932 | \$952 | \$1004 | \$1104 | \$1152 | \$1242 | \$1367 | \$1520 | | |
| | | | OVERALL DIMENSIONS | | | SEAT DIMENSIONS | | | BACK DIMENSIONS | | | | | | | | |
| | | | W | D | H | W | D | H | W | H | | | | | | | |
| | | | 25.5 | 21.5 | 32.5 | 18 | 17 | 14.5-19.5 | 18 | 16 | | | | | | | |
| | | | RTA 1 FedEx UPS | | | | | | | | | | | | | | |
|  <p>Task w/Arms w/Tablet COM Yardage: 0.75 Freight Class: 250 Product Weight (lbs.): 42 Cubic Feet Per Carton: 15.75</p> |  <p>ADJUSTMENTS (2) Pneumatic seat height</p> | Upholstered Seat and Back Specify (L) left or (R) right tablet. Ergonomic Features: C, M | 6727TR 6727TL | \$1228 | \$1255 | \$1277 | \$1307 | \$1353 | \$1374 | \$1414 | \$1480 | \$1527 | \$1583 | \$1698 | \$1818 | | |
| | | | OVERALL DIMENSIONS | | | SEAT DIMENSIONS | | | BACK DIMENSIONS | | | | | | | | |
| | | | W | D | H | W | D | H | W | H | | | | | | | |
| | | | 26.5 | 25.5 | 33.25 | 18 | 17 | 14.5-19.5 | 18 | 16 | | | | | | | |
| | | | RTA 1 | | | | | | | | | | | | | | |
|  <p>Task Armless COM Yardage: 0.75 Freight Class: 250 Product Weight (lbs.): 33 Cubic Feet Per Carton: 9.75</p> |  <p>ADJUSTMENTS (2) Pneumatic seat height</p> | Upholstered Seat and Back Ergonomic Features: C, M | 6728 | \$624 | \$662 | \$691 | \$732 | \$791 | \$811 | \$863 | \$963 | \$1011 | \$1101 | \$1226 | \$1379 | | |
| | | | OVERALL DIMENSIONS | | | SEAT DIMENSIONS | | | BACK DIMENSIONS | | | | | | | | |
| | | | W | D | H | W | D | H | W | H | | | | | | | |
| | | | 18 | 21.5 | 32.5 | 18 | 17 | 14.5-19.5 | 18 | 15.5 | | | | | | | |
| | | | RTA 1 | | | | | | | | | | | | | | |
|  <p>Task Armless w/Tablet COM Yardage: 0.75 Freight Class: 250 Product Weight (lbs.): 42 Cubic Feet Per Carton: 15.75</p> |  <p>ADJUSTMENTS (2) Pneumatic seat height</p> | Upholstered Seat and Back Specify (L) left or (R) right tablet. Ergonomic Features: C, M | 6728TR 6728TL | \$1076 | \$1105 | \$1124 | \$1155 | \$1200 | \$1221 | \$1259 | \$1322 | \$1371 | \$1424 | \$1533 | \$1653 | | |
| | | | OVERALL DIMENSIONS | | | SEAT DIMENSIONS | | | BACK DIMENSIONS | | | | | | | | |
| | | | W | D | H | W | D | H | W | H | | | | | | | |
| | | | 23.5 | 25.5 | 33.25 | 18 | 17 | 14.5-19.5 | 18 | 15.5 | | | | | | | |
| | | | RTA 1 | | | | | | | | | | | | | | |

| DESCRIPTION | FEATURES | MODEL# | STANDARD TEXTILE GRADES | | | | | | | | | | | | | | |
|------------------------------------------------------------------------------------------------------------------------------------------------------------------------------------------------------------------------------------------------|---------------------------------------------------------------------------------------------------------------------------------------------|------------------------------------------------------------------------|---------------------------|-------------------------|----------|------------------------|----------|-----------|------------------------|----------|--------|--------|--------|--------|--------|--|--|
| | | | 1 | 2 | 3 | 4 | 5 | 6 | 7 | 8 | 9 | 10 | 11 | 12 | | | |
|  <p>Height Adjustable Stool w/Arms COM Yardage: N/A Freight Class: 250 Product Weight (lbs.): 38 Cubic Feet Per Carton: 9.75</p> |  <p>ADJUSTMENTS (2) Pneumatic seat height</p> | <p>Polypropylene Seat and Back</p> <p>Ergonomic Features: C, M</p> | 6730 | \$812 | - | - | - | - | - | - | - | - | - | - | - | | |
| | | | OVERALL DIMENSIONS | | | SEAT DIMENSIONS | | | BACK DIMENSIONS | | | | | | | | |
| | | | W | D | H | W | D | H | W | H | | | | | | | |
| | | | 25.5 | 21.5 | 41 | 18 | 17.5 | 21-31 | 18 | 16 | | | | | | | |
| | | | RTA 1 | FedEx | | | | | | | | | | | | | |
|  <p>Height Adjustable Stool - Armless COM Yardage: N/A Freight Class: 250 Product Weight (lbs.): 37 Cubic Feet Per Carton: 9.75</p> |  <p>ADJUSTMENTS (2) Pneumatic seat height</p> | <p>Polypropylene Seat and Back</p> <p>Ergonomic Features: C, M</p> | 6731 | \$718 | - | - | - | - | - | - | - | - | - | - | - | | |
| | | | OVERALL DIMENSIONS | | | SEAT DIMENSIONS | | | BACK DIMENSIONS | | | | | | | | |
| | | | W | D | H | W | D | H | W | H | | | | | | | |
| | | | 18 | 21.5 | 41 | 18 | 17.5 | 21.5-31.5 | 18 | 15.5 | | | | | | | |
| | | | RTA 1 | FedEx UPS | | | | | | | | | | | | | |
|  <p>Height Adjustable Stool w/Arms COM Yardage: 0.75 Freight Class: 150 Product Weight (lbs.): 39 Cubic Feet Per Carton: 9.75</p> |  <p>ADJUSTMENTS (2) Pneumatic seat height</p> | <p>Upholstered Seat</p> <p>Ergonomic Features: C, M</p> | 6732 | \$903 | \$943 | \$972 | \$1013 | \$1071 | \$1092 | \$1144 | \$1244 | \$1291 | \$1382 | \$1506 | \$1659 | | |
| | | | OVERALL DIMENSIONS | | | SEAT DIMENSIONS | | | BACK DIMENSIONS | | | | | | | | |
| | | | W | D | H | W | D | H | W | H | | | | | | | |
| | | | 25.5 | 21.5 | 41 | 18 | 17.5 | 21.5-31.5 | 18 | 15.5 | | | | | | | |
| | | | RTA 1 | | | | | | | | | | | | | | |
|  <p>Height Adjustable Stool - Armless COM Yardage: 0.75 Freight Class: 250 Product Weight (lbs.): 38 Cubic Feet Per Carton: 9.75</p> |  <p>ADJUSTMENTS (2) Pneumatic seat height</p> | <p>Upholstered Seat</p> <p>Ergonomic Features: C, M</p> | 6733 | \$812 | \$850 | \$879 | \$920 | \$979 | \$999 | \$1051 | \$1151 | \$1199 | \$1289 | \$1414 | \$1567 | | |
| | | | OVERALL DIMENSIONS | | | SEAT DIMENSIONS | | | BACK DIMENSIONS | | | | | | | | |
| | | | W | D | H | W | D | H | W | H | | | | | | | |
| | | | 18 | 21.5 | 41 | 18 | 17.5 | 21.5-31.5 | 18 | 15.5 | | | | | | | |
| | | | RTA 1 | FedEx UPS | | | | | | | | | | | | | |
|  <p>Height Adjustable Stool w/Arms COM Yardage: 0.75 Freight Class: 150 Product Weight (lbs.): 40 Cubic Feet Per Carton: 9.75</p> |  <p>ADJUSTMENTS (2) Pneumatic seat height</p> | <p>Upholstered Seat and Back</p> <p>Ergonomic Features: C, M</p> | 6737 | \$997 | \$1035 | \$1064 | \$1105 | \$1164 | \$1184 | \$1236 | \$1336 | \$1384 | \$1474 | \$1599 | \$1753 | | |
| | | | OVERALL DIMENSIONS | | | SEAT DIMENSIONS | | | BACK DIMENSIONS | | | | | | | | |
| | | | W | D | H | W | D | H | W | H | | | | | | | |
| | | | 25.5 | 21.5 | 41 | 18 | 17 | 21.5-31.5 | 18 | 15.5 | | | | | | | |
| | | | RTA 1 | | | | | | | | | | | | | | |

| DESCRIPTION | FEATURES | MODEL# | STANDARD TEXTILE GRADES | | | | | | | | | | | | |
|---------------------------------------------------------------------------------------------------------------------------------------------------------------------------------------------------------------------------------------------------------------------------------------------------------------------------------------|------------------------------------------------------------------------------------------------------------------------------------------------------------------|------------------------------------|-------------------------|--------------------|------------------------|-----------|----------|------------------------|----------|--------|--------|--------|--------|--------|--|
| | | | 1 | 2 | 3 | 4 | 5 | 6 | 7 | 8 | 9 | 10 | 11 | 12 | |
|  <p>Height Adjustable Stool - Armless COM Yardage: 0.75 Freight Class: 150 Product Weight (lbs.): 39 Cubic Feet Per Carton: 9.75</p> |  <p>ADJUSTMENTS (2) Pneumatic seat height</p> | 6738 | \$903 | \$941 | \$970 | \$1011 | \$1070 | \$1090 | \$1142 | \$1242 | \$1290 | \$1380 | \$1505 | \$1659 | |
| | | OVERALL DIMENSIONS | | | SEAT DIMENSIONS | | | BACK DIMENSIONS | | | | | | | |
| | | W | D | H | W | D | H | W | H | | | | | | |
| | 18 | 21.5 | 41 | 18 | 17 | 21.5-31.5 | 18 | 16.5 | | | | | | | |
| | | | | RTA 1 | | | | | | | | | | | |
|  <p>Task w/Arms and Pedestal Base COM Yardage: N/A Freight Class: 250 Product Weight (lbs.): 37 Cubic Feet Per Carton: 10.75</p> |  <p>ADJUSTMENTS (2) Pneumatic seat height</p> | 6720PB | \$850 | - | - | - | - | - | - | - | - | - | - | - | |
| | | OVERALL DIMENSIONS | | | SEAT DIMENSIONS | | | BACK DIMENSIONS | | | | | | | |
| | | W | D | H | W | D | H | W | H | | | | | | |
| | 25.5 | 21.5 | 33 | 18 | 17.5 | 14-19 | 18 | 16 | | | | | | | |
| | | | | RTA 1 | | | | | | | | | | | |
|  <p>Task w/Arms, Tablet and Pedestal Base COM Yardage: N/A Freight Class: 150 Product Weight (lbs.): 45 Cubic Feet Per Carton: 10.75</p> |  <p>ADJUSTMENTS (2) Pneumatic seat height</p> | 6720TRPB 6720TLPB | \$1292 | - | - | - | - | - | - | - | - | - | - | - | |
| | | OVERALL DIMENSIONS | | | SEAT DIMENSIONS | | | BACK DIMENSIONS | | | | | | | |
| | | W | D | H | W | D | H | W | H | | | | | | |
| | 26.5 | 25.5 | 33 | 18 | 17.5 | 14-19 | 18 | 16 | | | | | | | |
| | | | | RTA 1 | | | | | | | | | | | |
|  <p>Task Armless w/ Pedestal Base COM Yardage: N/A Freight Class: 250 Product Weight (lbs.): 37 Cubic Feet Per Carton: 10.75</p> |  <p>ADJUSTMENTS (2) Pneumatic seat height</p> | 6721PB | \$710 | - | - | - | - | - | - | - | - | - | - | - | |
| | | OVERALL DIMENSIONS | | | SEAT DIMENSIONS | | | BACK DIMENSIONS | | | | | | | |
| | | W | D | H | W | D | H | W | H | | | | | | |
| | 18 | 21.5 | 33 | 18 | 17.5 | 14-19 | 18 | 16 | | | | | | | |
| | | | | RTA 1 FedEx | | | | | | | | | | | |

| DESCRIPTION | FEATURES | MODEL# | STANDARD TEXTILE GRADES | | | | | | | | | | | | | | | | | | | | | | | | | | | | | | | | | | | | | | | |
|----------------------------------------------------------------------------------------------------------------------------------------------------------------------------------------------------------------------------------------------------|---------------------------------------------------------------------------------------------------------------------------------------------|-------------------------------------------------------------------------------------------------------------------------|-----------------------------------------------------------------------------------------------------------------------------------------------------------------------------------------------------------------------------------------------------------------------------------------------------------------------------------------------------------------------------------------------------------------------------|--------|-----------|--------------------|--------|--------|-----------------|--------|--------|-----------------|--------|--------|-----------------|--------|--------|--------|--------|--------|--------|--------|--------|--------|--------|--------|-----------|-----------------|-----------------|---------------------|--|--|--|--|--|--|--|--|--|--|--|--|
| | | | 1 | 2 | 3 | 4 | 5 | 6 | 7 | 8 | 9 | 10 | 11 | 12 | | | | | | | | | | | | | | | | | | | | | | | | | | | | |
|  <p>Task Armless w/Tablet and Pedestal Base COM Yardage: N/A Freight Class: 150 Product Weight (lbs.): 43 Cubic Feet Per Carton: 10.75</p> |  <p>ADJUSTMENTS (2) Pneumatic seat height</p> | <p>Polypropylene Seat and Back Specify (L) left or (R) right tablet.</p> <p>Ergonomic Features: C, M</p> | <table border="1"> <tr> <td>6721TRPB</td> <td>\$1132</td> <td>-</td> <td>-</td> <td>-</td> <td>-</td> <td>-</td> <td>-</td> <td>-</td> <td>-</td> <td>-</td> <td>-</td> <td>-</td> <td>-</td> </tr> <tr> <td>6721TLPB</td> <td></td> <td></td> <td></td> <td></td> <td></td> <td></td> <td></td> <td></td> <td></td> <td></td> <td></td> <td></td> <td></td> </tr> </table> | | | | | | | | | | | | 6721TRPB | \$1132 | - | - | - | - | - | - | - | - | - | - | - | - | 6721TLPB | | | | | | | | | | | | | |
| | | | 6721TRPB | \$1132 | - | - | - | - | - | - | - | - | - | - | - | - | | | | | | | | | | | | | | | | | | | | | | | | | | |
| | | | 6721TLPB | | | | | | | | | | | | | | | | | | | | | | | | | | | | | | | | | | | | | | | |
| | | | <table border="1"> <tr> <th colspan="3">OVERALL DIMENSIONS</th> <th colspan="3">SEAT DIMENSIONS</th> <th colspan="2">BACK DIMENSIONS</th> </tr> <tr> <th>W</th> <th>D</th> <th>H</th> <th>W</th> <th>D</th> <th>H</th> <th>W</th> <th>H</th> </tr> <tr> <td>23.5</td> <td>25.5</td> <td>33</td> <td>18</td> <td>17.5</td> <td>14-19</td> <td>18</td> <td>16</td> </tr> </table> | | | OVERALL DIMENSIONS | | | SEAT DIMENSIONS | | | BACK DIMENSIONS | | W | D | H | W | D | H | W | H | 23.5 | 25.5 | 33 | 18 | 17.5 | 14-19 | 18 | 16 | <p>RTA 1</p> | | | | | | | | | | | | |
| OVERALL DIMENSIONS | | | SEAT DIMENSIONS | | | BACK DIMENSIONS | | | | | | | | | | | | | | | | | | | | | | | | | | | | | | | | | | | | |
| W | D | H | W | D | H | W | H | | | | | | | | | | | | | | | | | | | | | | | | | | | | | | | | | | | |
| 23.5 | 25.5 | 33 | 18 | 17.5 | 14-19 | 18 | 16 | | | | | | | | | | | | | | | | | | | | | | | | | | | | | | | | | | | |
|  <p>Task w/Arms and Pedestal Base COM Yardage: 0.75 Freight Class: 250 Product Weight (lbs.): 40 Cubic Feet Per Carton: 10.75</p> |  <p>ADJUSTMENTS (2) Pneumatic seat height</p> | <p>Upholstered Seat</p> <p>Ergonomic Features: C, M</p> | <table border="1"> <tr> <td>6722PB</td> <td>\$912</td> <td>\$938</td> <td>\$958</td> <td>\$987</td> <td>\$1029</td> <td>\$1047</td> <td>\$1086</td> <td>\$1145</td> <td>\$1190</td> <td>\$1240</td> <td>\$1344</td> <td>\$1457</td> </tr> </table> | | | | | | | | | | | | 6722PB | \$912 | \$938 | \$958 | \$987 | \$1029 | \$1047 | \$1086 | \$1145 | \$1190 | \$1240 | \$1344 | \$1457 | | | | | | | | | | | | | | | |
| | | | 6722PB | \$912 | \$938 | \$958 | \$987 | \$1029 | \$1047 | \$1086 | \$1145 | \$1190 | \$1240 | \$1344 | \$1457 | | | | | | | | | | | | | | | | | | | | | | | | | | | |
| | | | <table border="1"> <tr> <th colspan="3">OVERALL DIMENSIONS</th> <th colspan="3">SEAT DIMENSIONS</th> <th colspan="2">BACK DIMENSIONS</th> </tr> <tr> <th>W</th> <th>D</th> <th>H</th> <th>W</th> <th>D</th> <th>H</th> <th>W</th> <th>H</th> </tr> <tr> <td>25.5</td> <td>21.5</td> <td>32.5</td> <td>18</td> <td>17.5</td> <td>14.5-19.5</td> <td>18</td> <td>15.5</td> </tr> </table> | | | OVERALL DIMENSIONS | | | SEAT DIMENSIONS | | | BACK DIMENSIONS | | W | D | H | W | D | H | W | H | 25.5 | 21.5 | 32.5 | 18 | 17.5 | 14.5-19.5 | 18 | 15.5 | <p>RTA 1</p> | | | | | | | | | | | | |
| | | | OVERALL DIMENSIONS | | | SEAT DIMENSIONS | | | BACK DIMENSIONS | | | | | | | | | | | | | | | | | | | | | | | | | | | | | | | | | |
| W | D | H | W | D | H | W | H | | | | | | | | | | | | | | | | | | | | | | | | | | | | | | | | | | | |
| 25.5 | 21.5 | 32.5 | 18 | 17.5 | 14.5-19.5 | 18 | 15.5 | | | | | | | | | | | | | | | | | | | | | | | | | | | | | | | | | | | |
|  <p>Task w/Arms, Tablet and Pedestal Base COM Yardage: 0.75 Freight Class: 150 Product Weight (lbs.): 45 Cubic Feet Per Carton: 10.75</p> |  <p>ADJUSTMENTS (2) Pneumatic seat height</p> | <p>Upholstered Seat Specify (L) left or (R) right tablet.</p> <p>Ergonomic Features: C, M</p> | <table border="1"> <tr> <td>6722TRPB</td> <td>\$1336</td> <td>\$1362</td> <td>\$1382</td> <td>\$1411</td> <td>\$1453</td> <td>\$1471</td> <td>\$1508</td> <td>\$1569</td> <td>\$1614</td> <td>\$1664</td> <td>\$1768</td> <td>\$1880</td> </tr> <tr> <td>6722TLPB</td> <td></td> <td></td> <td></td> <td></td> <td></td> <td></td> <td></td> <td></td> <td></td> <td></td> <td></td> <td></td> </tr> </table> | | | | | | | | | | | | 6722TRPB | \$1336 | \$1362 | \$1382 | \$1411 | \$1453 | \$1471 | \$1508 | \$1569 | \$1614 | \$1664 | \$1768 | \$1880 | 6722TLPB | | | | | | | | | | | | | | |
| | | | 6722TRPB | \$1336 | \$1362 | \$1382 | \$1411 | \$1453 | \$1471 | \$1508 | \$1569 | \$1614 | \$1664 | \$1768 | \$1880 | | | | | | | | | | | | | | | | | | | | | | | | | | | |
| | | | 6722TLPB | | | | | | | | | | | | | | | | | | | | | | | | | | | | | | | | | | | | | | | |
| | | | <table border="1"> <tr> <th colspan="3">OVERALL DIMENSIONS</th> <th colspan="3">SEAT DIMENSIONS</th> <th colspan="2">BACK DIMENSIONS</th> </tr> <tr> <th>W</th> <th>D</th> <th>H</th> <th>W</th> <th>D</th> <th>H</th> <th>W</th> <th>H</th> </tr> <tr> <td>26.5</td> <td>25.5</td> <td>32.5</td> <td>18</td> <td>17.5</td> <td>14.5-19.5</td> <td>18</td> <td>15.5</td> </tr> </table> | | | OVERALL DIMENSIONS | | | SEAT DIMENSIONS | | | BACK DIMENSIONS | | W | D | H | W | D | H | W | H | 26.5 | 25.5 | 32.5 | 18 | 17.5 | 14.5-19.5 | 18 | 15.5 | <p>RTA 1</p> | | | | | | | | | | | | |
| OVERALL DIMENSIONS | | | SEAT DIMENSIONS | | | BACK DIMENSIONS | | | | | | | | | | | | | | | | | | | | | | | | | | | | | | | | | | | | |
| W | D | H | W | D | H | W | H | | | | | | | | | | | | | | | | | | | | | | | | | | | | | | | | | | | |
| 26.5 | 25.5 | 32.5 | 18 | 17.5 | 14.5-19.5 | 18 | 15.5 | | | | | | | | | | | | | | | | | | | | | | | | | | | | | | | | | | | |
|  <p>Task Armless w/Pedestal Base COM Yardage: 0.75 Freight Class: 250 Product Weight (lbs.): 38 Cubic Feet Per Carton: 10.75</p> |  <p>ADJUSTMENTS (2) Pneumatic seat height</p> | <p>Upholstered Seat</p> <p>Ergonomic Features: C, M</p> | <table border="1"> <tr> <td>6723PB</td> <td>\$774</td> <td>\$800</td> <td>\$819</td> <td>\$847</td> <td>\$887</td> <td>\$904</td> <td>\$942</td> <td>\$999</td> <td>\$1043</td> <td>\$1092</td> <td>\$1196</td> <td>\$1302</td> </tr> </table> | | | | | | | | | | | | 6723PB | \$774 | \$800 | \$819 | \$847 | \$887 | \$904 | \$942 | \$999 | \$1043 | \$1092 | \$1196 | \$1302 | | | | | | | | | | | | | | | |
| | | | 6723PB | \$774 | \$800 | \$819 | \$847 | \$887 | \$904 | \$942 | \$999 | \$1043 | \$1092 | \$1196 | \$1302 | | | | | | | | | | | | | | | | | | | | | | | | | | | |
| | | | <table border="1"> <tr> <th colspan="3">OVERALL DIMENSIONS</th> <th colspan="3">SEAT DIMENSIONS</th> <th colspan="2">BACK DIMENSIONS</th> </tr> <tr> <th>W</th> <th>D</th> <th>H</th> <th>W</th> <th>D</th> <th>H</th> <th>W</th> <th>H</th> </tr> <tr> <td>18</td> <td>21.5</td> <td>32.5</td> <td>18</td> <td>17</td> <td>14.5-19.5</td> <td>18</td> <td>15.5</td> </tr> </table> | | | OVERALL DIMENSIONS | | | SEAT DIMENSIONS | | | BACK DIMENSIONS | | W | D | H | W | D | H | W | H | 18 | 21.5 | 32.5 | 18 | 17 | 14.5-19.5 | 18 | 15.5 | <p>RTA 1</p> | | | | | | | | | | | | |
| | | | OVERALL DIMENSIONS | | | SEAT DIMENSIONS | | | BACK DIMENSIONS | | | | | | | | | | | | | | | | | | | | | | | | | | | | | | | | | |
| W | D | H | W | D | H | W | H | | | | | | | | | | | | | | | | | | | | | | | | | | | | | | | | | | | |
| 18 | 21.5 | 32.5 | 18 | 17 | 14.5-19.5 | 18 | 15.5 | | | | | | | | | | | | | | | | | | | | | | | | | | | | | | | | | | | |

| DESCRIPTION | FEATURES | MODEL# | STANDARD TEXTILE GRADES | | | | | | | | | | | |
|-------------------------------------------------------------------------------------------------------------------------------------------------------------------------------------------------------------------------------------------------------|---------------------------------------------------------------------------------------------------------------------------------------------|-----------------------------------------------------------------------------------------------------------------------|-----------------------------------------------------------------------------------------------------------------------------------|-----------------------------------------------|-------|----|--------------------------------------------|-----------|----|------------------------------------------|---|--------------|----|----|
| | | | 1 | 2 | 3 | 4 | 5 | 6 | 7 | 8 | 9 | 10 | 11 | 12 |
|  <p>Task w/Arms, Tablet and Pedestal Base COM Yardage: 0.75 Freight Class: 150 Product Weight (lbs.): 45 Cubic Feet Per Carton: 10.75</p> |  <p>ADJUSTMENTS (2) Pneumatic seat height</p> | <p>Upholstered Seat Specify (L) left or (R) right tablet.</p> <p>Ergonomic Features: C, M</p> | <p>6723TRPB \$1193 \$1219 \$1238 \$1266 \$1306 \$1322 \$1360 \$1417 \$1459 \$1509 \$1609 \$1717</p> <p>6723TLPB</p> | <p>OVERALL DIMENSIONS</p> <p>W D H</p> | | | <p>SEAT DIMENSIONS</p> <p>W D H</p> | | | <p>BACK DIMENSIONS</p> <p>W H</p> | | | | |
| | | | 23.5 | 25.5 | 32.5 | 18 | 17 | 14.5-19.5 | 18 | 15.5 | | | | |
| | | | | | | | | | | | | RTA 1 | | |
| | | | | | | | | | | | | | | |
|  <p>Task w/Arms and Pedestal Base COM Yardage: 0.75 Freight Class: 250 Product Weight (lbs.): 40 Cubic Feet Per Carton: 10.75</p> |  <p>ADJUSTMENTS (2) Pneumatic seat height</p> | <p>Upholstered Seat and Back</p> <p>Ergonomic Features: C, M</p> | <p>6727PB \$1007 \$1038 \$1057 \$1090 \$1133 \$1153 \$1193 \$1259 \$1306 \$1361 \$1474 \$1593</p> | <p>OVERALL DIMENSIONS</p> <p>W D H</p> | | | <p>SEAT DIMENSIONS</p> <p>W D H</p> | | | <p>BACK DIMENSIONS</p> <p>W H</p> | | | | |
| | | | 25.5 | 21.5 | 32.5 | 18 | 17 | 14.5-19.5 | 18 | 16 | | | | |
| | | | | | | | | | | | | RTA 1 | | |
| | | | | | | | | | | | | | | |
|  <p>Task w/Arms, Tablet and Pedestal Base COM Yardage: 0.75 Freight Class: 150 Product Weight (lbs.): 46 Cubic Feet Per Carton: 10.75</p> |  <p>ADJUSTMENTS (2) Pneumatic seat height</p> | <p>Upholstered Seat and Back Specify (L) left or (R) right tablet.</p> <p>Ergonomic Features: C, M</p> | <p>6727TRPB \$1469 \$1500 \$1519 \$1552 \$1595 \$1616 \$1655 \$1721 \$1770 \$1824 \$1937 \$2058</p> <p>6727TLPB</p> | <p>OVERALL DIMENSIONS</p> <p>W D H</p> | | | <p>SEAT DIMENSIONS</p> <p>W D H</p> | | | <p>BACK DIMENSIONS</p> <p>W H</p> | | | | |
| | | | 26.5 | 25.5 | 32.25 | 18 | 17 | 14.5-19.5 | 18 | 16 | | | | |
| | | | | | | | | | | | | RTA 1 | | |
| | | | | | | | | | | | | | | |
|  <p>Task Armless w/Tablet and Pedestal Base COM Yardage: 0.75 Freight Class: 250 Product Weight (lbs.): 40 Cubic Feet Per Carton: 10.75</p> |  <p>ADJUSTMENTS (2) Pneumatic seat height</p> | <p>Upholstered Seat and Back</p> <p>Ergonomic Features: C, M</p> | <p>6728PB \$866 \$895 \$915 \$945 \$990 \$1010 \$1049 \$1111 \$1159 \$1213 \$1322 \$1441</p> | <p>OVERALL DIMENSIONS</p> <p>W D H</p> | | | <p>SEAT DIMENSIONS</p> <p>W D H</p> | | | <p>BACK DIMENSIONS</p> <p>W H</p> | | | | |
| | | | 18 | 21.5 | 32.5 | 18 | 17 | 14.5-19.5 | 18 | 15.5 | | | | |
| | | | | | | | | | | | | RTA 1 | | |
| | | | | | | | | | | | | | | |

| DESCRIPTION | FEATURES | MODEL# | STANDARD TEXTILE GRADES | | | | | | | | | | | |
|-----------------------------------------------------------------------------------------------------------------------------------------------------------------------------------------------------------------------------------------------------------------------------------------------------------------------------------------|----------------------------------------------------------------------------------------------------------------------------------------------------------------|-----------------|---------------------------|----------|----------|------------------------|----------|-----------|------------------------|----------|--------|--------|--------|--------|
| | | | 1 | 2 | 3 | 4 | 5 | 6 | 7 | 8 | 9 | 10 | 11 | 12 |
|  <p>Task Armless w/Tablet and Pedestal Base COM Yardage: 0.75 Freight Class: 150 Product Weight (lbs.): 46 Cubic Feet Per Carton: 10.75</p> |  <p>ADJUSTMENTS (2) Pneumatic seat height</p> | 6728TRPB | \$1318 | \$1345 | \$1366 | \$1397 | \$1442 | \$1462 | \$1500 | \$1563 | \$1611 | \$1665 | \$1774 | \$1893 |
| | | 6728TLPB | | | | | | | | | | | | |
| | | | OVERALL DIMENSIONS | | | SEAT DIMENSIONS | | | BACK DIMENSIONS | | | | | |
| | | | W | D | H | W | D | H | W | H | | | | |
| | | | 23.5 | 25.5 | 32.25 | 18 | 17 | 14.5-19.5 | 18 | 15.5 | | | | |
| | | | | | | RTA 1 | | | | | | | | |



Duet tables are multi-purpose stacking tables that offer optimum space utilization and flexibility. Their personality and simple design make them ideal for use in any learning or training environment at post-secondary and adult levels. Temporarily and easily convert auditoriums and other spaces into examination and seminar spaces. They can be partnered with stacking chairs such as Duet or Popcorn in matching or complementary colors (stacking chairs can be found in the Multi-Purpose section of the Seating price list).

The one-piece molded top and modesty are gently contoured providing an eased edge with an elegant waterfall transition from top to modesty.

Tops are available in a wide array of colors in 0.5" thick polypropylene. Polypropylene material offers strength and ease of cleaning with a slightly textured surface to offer scratch resistance.



Features and Benefits


- One-piece molded top and modesty are 0.5" thick polypropylene.
- Tables are rated 250 lbs. capacity.
- Surface includes factory installed metal inserts for solid and secure connection to the sled frame.
- 0.5" diameter solid steel rod sled frame.
- Bumpers on the underside for protection when stacking.
- Model with ADA width compliant frame is available.
- Shipped fully assembled.



One-piece top and modesty.



Stacks 5 high on floor or 20 high on dolly.



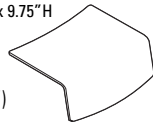
Ganging frame to keep tables evenly aligned.

GENERAL INFORMATION

- Duet tables are multi-purpose stacking tables ideal for auditoriums, seminars or any learning or training environment.
- Lightweight and easy to handle whether stacking for storage or setting up a room.
- Made of durable materials to withstand more demanding environments.
- Shipped fully assembled. Packaged 4 per carton.
- Global products are in compliance with stringent emission guidelines set out by the Greenguard Environmental Institute under the standards for low emitting products and materials. www.greenguard.org.
- Covered by Global's Lifetime Warranty.
- **Level 2 Certified.**

WORKSURFACES

26" W x 18" D x 9.75" H



- Top and modesty are a one-piece injection molded design in 0.5" thick polypropylene.
- Available in a wide array of colors (see right column "FINISHES") to complement any space or to define sections by color.
- One-piece molded top and modesty are contoured providing an eased user edge, with an elegant waterfall transition from top to modesty.

CONSTRUCTION

- Surface includes molded in threaded inserts to provide a secure metal-to-metal connection to the sled frame.
- Bumpers are included on the underside of top and inside modesty to protect surfaces when stacking.

FRAME

- 0.5" diameter solid steel rod sled frame.
- Available in a durable Chrome finish.
- Model with ganging frame keeps tables evenly positioned and aligned. No tools or fasteners required for ganging; the frames simply interlock.
- Model with ADA compliant frame is also available. The frame is 33" wide and the polypropylene top/modesty remain a constant size.
- Tables are standard without glides and are suitable for carpet, rubber or cork flooring.
- Glide options are available (see right column "GLIDES"). Glides must be chosen to best suit flooring type and site conditions. Upcharges apply.

DOLLY

- For space saving storage and transport.
- Constructed from 1.5" x 0.5" steel tubing with heavy duty casters (two locking) and a removable handle.
- Dolly can stack up to 20 tables.
- Stacking height on dolly is up to 68".

Required specifications

Top finish*

Optional specifications

Glide option*

FINISHES

| | | | |
|------------|-----------|------------|---------|
| BZB | Buzz Blue | FRO | Frost |
| CCT | Cactus | INK | Ink |
| CRO | Carrot | LAB | Latte |
| IVC | Cloud | BLK | Night |
| DJN | Dijon | SND | Sand |
| EGP | Eggplant | SAR | Scarlet |
| FOG | Fog | SHW | Shadow |

GLIDES

| | |
|-----------|---------------------------------------------------------------------------------------------------------------------------------|
| CG | Clear polycarbonate (for carpet, rubber or concrete flooring). Height added to table: 0.18". Add \$18/set. |
| SG | Glides with stainless steel pads (for carpet or rubber flooring). Height added to table: 0.17". Add \$34/set. |
| FG | Glides with felt pads (for vinyl, cork or laminate flooring). Height added to table: 0.24". Add \$34/set. |
| RG | Glides with rubber pads (for vinyl, hardwood, laminate, stone or ceramic flooring). Height added to table: 0.16". Add \$34/set. |

SPECIFICATIONS

- Specifications marked with an * are applicable to only those products which have the* symbol beside the product name.

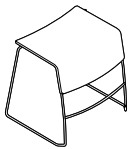
EXAMPLE DUET TABLE ORDER CODE:

Duet stacking table, polypropylene surface in Shadow, clear polycarbonate glides

| | | |
|----------|----------------|--------|
| DTS1828P | -SHW | -CG |
| Model # | Surface finish | Glides |

STACKING TABLES **MODEL#** **DIMENSIONS** **FREIGHT CLASS** **WT./LBS.** **CUBIC FT.** **LIST PRICE**

D x W x H

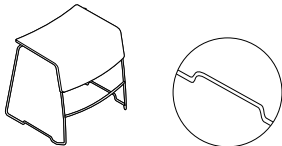


Stacking Table*

| | | | | | |
|----------|--------------|-----|----|-------|--------------|
| DTS1828P | 25 x 29 x 28 | 150 | 26 | 17.75 | \$516 |
|----------|--------------|-----|----|-------|--------------|

One-piece polypropylene top and modesty with Chrome frame. Shipped fully assembled, 4 per carton.

- Price shown is per table. It is recommended to order in multiples of 4.
- Please be sure to select the appropriate glide (see previous page) for the flooring surface, as scratches could occur.
- Worksurface is 18"D x 28"W



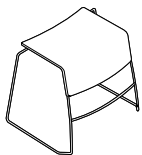
Stacking Table, Ganging Frame*

| | | | | | |
|-----------|-----------------|-----|----|-------|--------------|
| DTS1828PG | 25 x 30.75 x 28 | 150 | 26 | 17.75 | \$550 |
|-----------|-----------------|-----|----|-------|--------------|

One-piece polypropylene top and modesty with Chrome ganging frame.

Shipped fully assembled, 4 per carton.

- Price shown is per table. It is recommended to order in multiples of 4.
- Please be sure to select the appropriate glide (see previous page) for the flooring surface, as scratches could occur.
- Worksurface is 18"D x 28"W



Stacking Table, 32" Wide*

| | | | | | |
|----------|--------------|-----|----|-------|--------------|
| DTA1832P | 25 x 33 x 28 | 150 | 26 | 17.75 | \$583 |
|----------|--------------|-----|----|-------|--------------|

ADA (American with Disabilities Act) compliant. 33" wide. One-piece polypropylene top and modesty with Chrome frame.

Underside clearance is 27.1"H (extra height if glides are selected). Stacks up to 5 high on floor only; dolly does not accommodate.

Shipped fully assembled, 4 per carton.

- Price shown is per table. It is recommended to order in multiples of 4.
- Please be sure to select the appropriate glide (see previous page) for the flooring surface, as scratches could occur.
- Worksurface is 18"D x 32"W

DOLLY



Dolly

| | | | | | |
|-------|------------------|-----|----|----|--------------|
| DTD20 | 29.5 x 63 x 38.5 | 250 | 50 | 21 | \$749 |
|-------|------------------|-----|----|----|--------------|

For use with tables DTS1828P and DTS1828PG. Can stack up to 20 tables. Black only. Removable handle for storage.

Shipped fully assembled in 1 carton.

ERIN



model GC36531
Armless Guest Chair,
Metal Legs



model GC36532
Guest Armchair,
Wood Legs

STANDARD FEATURES

- Erin offers a streamlined silhouette brimming with mid-century modern style.
- A rounded arch gently curves around and under the seat to give extra support to a user's upper back and sides, while creating an open clean-out space at the back of the cushion.
- The series is available to specify with two textiles, one for the seat cushion and one for the back, arms and front rail (see model image).
- For pricing, start with the base price and add both back/arms graded textile upcharge and the seat graded textile upcharge.
- Tapered legs add style and elegance.
- Legs are available in wood or metal painted/plated finishes (noted).
- The seat underside is sealed with a non-porous material to support housekeeping and infection control protocols.
- Additional improved cleaning options include sealed seams (back and/or seat) and moisture barrier (seat). Upcharges apply.
- Assembled with tamper-resistant fasteners for greater security.
- For added comfort, the seat cushions are standard with high density Ultracell foam.
- Glides are self-leveling. Choose from standard non-marking glides, rubber non-slip glides or felt glides (upcharges apply).
- The Globalcare warranty (for healthcare and 24/7 environments) applies for all Erin GC models when performance textiles are selected. Visit the website at globalfurnituregroup.com/healthcare.
- Global's standard lifetime warranty applies when approved standard Global textiles are selected.
- For alternate textile applications, contact Global specials. The Blended Textile matrix does not apply to this series.
- Shipped fully assembled.

SUGGESTED APPLICATIONS

- Dining/Cafeteria
- Guest seating
- Lobbies
- Lounge/Waiting
- Patient rooms
- Resident rooms





OPTIONAL FEATURES

Please add option codes in the following order:

- **Model number**
GC36530 Guest armless chair, wood legs
GC36531 Guest armless chair, metal legs
GC36532 Guest armchair, wood legs
GC36533 Guest armchair, metal legs
- **Back/Arm Textile**
Specify textile code. See model grade upcharges.
- **Seat Textile**
Specify textile code. See model grade upcharges.
- **Wood leg finish** (models GC36530 and GC36532)
(AAM) Absolute **(MWM)** Medium Walnut
(BKM) Black **(NLW)** Natural Walnut
(CJM) Charcoal Java **(ASM)** Night
(ACM) Cherry **(NBM)** Noce Biondo
(EMM) Empire Mahogany **(NGM)** Noce Grigio
(EOM) English Oak **(NEM)** Noce Leggero
(ECM) Espresso Cafe **(NMM)** Noce Medio
(TFM) Fruitwood **(SBM)** Sandy Beach
(HGM) Grey **(SKM)** Shaker Cherry
(HOM) Harvest Oak **(SOM)** Silver Oak
(AHM) Honey **(TWM)** Walnut
(JOM) Jet Onyx **(WTM)** WC Cream
(LHM) Light Honey **(WHM)** White
(TMM) Mahogany **(WCM)** Winter Cherry
(AVM) Maple
- **Metal leg finish** (models GC36531 and GC36533)
(CHM) Chrome **(TTU)** Tungsten
(TBL) Black **(TKA)** Kalua
(TLA) Latte **(TMO)** Mocha
(TSH) Shadow **(TOA)** Toast
- **Glides**
(NM) Non-marking glide. No upcharge
(RG) Rubber, non-slip glide. Add \$60.
(FG) Felt glide. Add \$60.
- **Sealed Back Seams** (Contact Customer Care for approved textiles)
(NBS) No sealed back seams
(SBS) Sealed back seams. Upcharges vary, see model.
- **Sealed Seat Seams** (Contact Customer Care for approved textiles)
(NSS) No sealed seat seams
(SSS) Sealed seat seams. Add \$20.
- **Moisture Barrier** (Not available with Sealed Seams)
(NB) No moisture barrier.
(MB) Moisture barrier (seat only). Add \$110.

EXAMPLE ERIN ORDER CODE:

| | | | | | | | |
|---------|------------------|--------------|------------|-------|-------------------|-------------------|------------------|
| GC36530 | CE90 | CE90 | AAM | NM | NBS | NSS | NB |
| Model # | Seat/Arm textile | Seat textile | Leg finish | Glide | Sealed Back Seams | Sealed Seat Seams | Moisture Barrier |

| DESCRIPTION | MODEL#/ FEATURES | STANDARD TEXTILE GRADES | | | | | | | | | | | |
|------------------------------------------------------------------------------------------------------------------------------------------------------------------------------------------------------------------------------------------------------------------|----------------------------|-------------------------|--------------|---------------|------------------------|---------------|------------------------------------|---------------|---------------|---------------|---------------|---------------|----------------|
| | | 1/COM | 2 | 3 | 4 | 5 | 6 | 7 | 8 | 9 | 10 | 11 | 12 |
|  <p>Armless Guest Chair, Wood Legs COM Yardage: Back/Arm: 1.75; Seat: 1 Freight Class: 250 Product Weight (lbs.): 32.5 Cubic Feet Per Carton: 13.25</p> | GC36530 Base Price: | \$1892 | | | | | | | | | | | |
| | Back/Arm upcharge: | +0 | +\$56 | +\$100 | +\$165 | +\$256 | +\$294 | +\$373 | +\$497 | +\$590 | +\$692 | +\$903 | +\$1126 |
| | Seat upcharge: | +0 | +\$32 | +\$57 | +\$94 | +\$146 | +\$168 | +\$213 | +\$284 | +\$337 | +\$395 | +\$516 | +\$643 |
| | OVERALL DIMENSIONS | SEAT DIMENSIONS | | | BACK DIMENSIONS | | | | | | | | |
| | W D H | W | D | H | W | D | H | W | H | | | | |
| | 24 | 22.25 | 34 | 19 | 18 | 19 | 15 | 15.5 | | | | | |
| | | | | | | | Active weight 350 lbs. | | | | | | |
| | | | | | | | Add \$49 for (SBS), \$20 for (SSS) | | | | | | |
|  <p>Armless Guest Chair, Metal Legs COM Yardage: Back/Arm: 1.75; Seat: 1 Freight Class: 250 Product Weight (lbs.): 34.5 Cubic Feet Per Carton: 13.25</p> | GC36531 Base Price: | \$1801 | | | | | | | | | | | |
| | Back/Arm upcharge: | +0 | +\$56 | +\$100 | +\$165 | +\$256 | +\$294 | +\$373 | +\$497 | +\$590 | +\$692 | +\$903 | +\$1126 |
| | Seat upcharge: | +0 | +\$32 | +\$57 | +\$94 | +\$146 | +\$168 | +\$213 | +\$284 | +\$337 | +\$395 | +\$516 | +\$643 |
| | OVERALL DIMENSIONS | SEAT DIMENSIONS | | | BACK DIMENSIONS | | | | | | | | |
| | W D H | W | D | H | W | D | H | W | H | | | | |
| | 24 | 22.25 | 34 | 19 | 18 | 19 | 15 | 15.5 | | | | | |
| | | | | | | | Active weight 350 lbs. | | | | | | |
| | | | | | | | Add \$49 for (SBS), \$20 for (SSS) | | | | | | |
|  <p>Guest Armchair, Wood Legs COM Yardage: Back/Arm: 1.75; Seat: 1 Freight Class: 250 Product Weight (lbs.): 33 Cubic Feet Per Carton: 13.25</p> | GC36532 Base Price: | \$1892 | | | | | | | | | | | |
| | Back/Arm upcharge: | +0 | +\$56 | +\$100 | +\$165 | +\$256 | +\$294 | +\$373 | +\$497 | +\$590 | +\$692 | +\$903 | +\$1126 |
| | Seat upcharge: | +0 | +\$32 | +\$57 | +\$94 | +\$146 | +\$168 | +\$213 | +\$284 | +\$337 | +\$395 | +\$516 | +\$643 |
| | OVERALL DIMENSIONS | SEAT DIMENSIONS | | | BACK DIMENSIONS | | | | | | | | |
| | W D H | W | D | H | W | D | H | W | H | | | | |
| | 24 | 22 | 34.25 | 19 | 18.5 | 18.5 | 17 | 15.75 | | | | | |
| | | | | | | | Active weight 350 lbs. | | | | | | |
| | | | | | | | Add \$52 for (SBS), \$20 for (SSS) | | | | | | |
|  <p>Guest Armchair, Metal Legs COM Yardage: Back/Arm: 1.75; Seat: 1 Freight Class: 250 Product Weight (lbs.): 35 Cubic Feet Per Carton: 13.25</p> | GC36533 Base Price: | \$1801 | | | | | | | | | | | |
| | Back/Arm upcharge: | +0 | +\$56 | +\$100 | +\$165 | +\$256 | +\$294 | +\$373 | +\$497 | +\$590 | +\$692 | +\$903 | +\$1126 |
| | Seat upcharge: | +0 | +\$32 | +\$57 | +\$94 | +\$146 | +\$168 | +\$213 | +\$284 | +\$337 | +\$395 | +\$516 | +\$643 |
| | OVERALL DIMENSIONS | SEAT DIMENSIONS | | | BACK DIMENSIONS | | | | | | | | |
| | W D H | W | D | H | W | D | H | W | H | | | | |
| | 24 | 22 | 34.25 | 19 | 18.5 | 18.5 | 17 | 15.75 | | | | | |
| | | | | | | | Active weight 350 lbs. | | | | | | |
| | | | | | | | Add \$52 for (SBS), \$20 for (SSS) | | | | | | |

FACTOR



Armless, Mesh Back
5545NM



Armchair, Mesh Back, Casters
5545AMC



For Factor task seating, see 37.

STANDARD FEATURES





- Factor, a value seating series with a full spectrum of mesh colors offering models to address multiple applications: task, management, conference and guest.
- The full series offers mesh back task and guest chair models with upholstered seats, with and without arms. Guest chairs are described below.
- Factor Guest mesh back frame is available in three colors with a flexible base connection adding the perfect balance of support and movement.
- Strong, nylon arms have a gently curved loop design. Arm color matches back frame color.
- The seat comfort is achieved with contoured, molded foam while the refined aesthetic is finished with an under-seat shroud matching the selected back frame color.
- The four-legged guest chairs are designed and constructed from durable steel tubing.
- Arm and armless chairs with and without glides or casters do not stack.
- Due to the flex back design, it is recommended the chair be positioned away from the wall for use.
- All models are standard with colored nylon glides (ST) in two finishes (BLK) Black or (SND) Sand. A variety of other glide options are available for various flooring types, including (NM) White non-marking, (FG) Felt, (RG) Rubber non-slip, and (SG) Steel cushioned. See Glide type for upcharges. See glide matrix for recommended glides by flooring type.
- Caster models are standard with (DC) 2" Black dual wheel carpet casters. Optional hard floor (RC) Black dual wheel casters are available with C114 wheels, with upcharge.
- Upholstery options: fabric, vinyl or leather.
- Factor guest models are designed to support 300 lb. capacity and are covered under Global's Limited Lifetime Warranty.

Please add option codes in the following order:

- Model Number**
Specify model number
5545AM Armchair with mesh back (glides)
5545AMC Armchair with mesh back (casters)
5545NM Armless chair with mesh back (glides)
5545NMC Armless chair with mesh back (casters)
- Mesh Back** (Factor Mesh colors shown on website)
(P1) Snow (P2) Sand
(P3) Pewter (P4) Silver Grey
(P5) Charcoal (P6) Black
(P8) Mocha (P9) Eggplant
(Q1) Buzz Blue (Q2) Poppy
(Q3) Pumpkin (Q4) Lime
- Seat Textile**
Specify textile code
- Back Frame and Arm Finish**
(BLK) Black. No upcharge.
(IVC) Cloud. Add \$54.
(SHW) Shadow. Add \$54.
- Leg Finish**
Painted finishes:
(TBL) Black
(TSH) Shadow
(TIV) Cloud
Plated finishes:
(CHM) Chrome. Add \$42.
- Glide Type** (for four-leg glide models)
(ST) Colored nylon glide for most floor surfaces (select color). No upcharge.
(NM) White, non-marking nylon glide for most surfaces. No upcharge.
(SG) Steel cushioned glide for carpeted surfaces. Add \$34.
(FG) Felt glide for most hard floor surfaces. Add \$34.
(RG) Rubber non-slip glide for most hard floor surfaces. Add \$34.
- Glide Color** (for ST colored glide type)
(BLK) Black
(SND) Sand
- Caster Type** (for four-leg caster models)
(DC) 2" Black caster for carpeted surfaces
(RC) 2" Black caster for most hard floor surfaces. Add \$50.
- Seat Moisture Barrier**
(NB) No moisture barrier
(MB) Moisture barrier. Add \$117.

EXAMPLE FACTOR ORDER CODE:

| | | | | | | | | |
|---------|-------------|--------------|---------------------------|------------|-------------|------------|-------------|------------------|
| 5545AM | P1 | FU75 | BLK | CHM | RC | NM | BLK | NB |
| Model # | Mesh finish | Seat textile | Back frame and arm finish | Leg finish | Caster type | Glide type | Glide color | Moisture barrier |

| DESCRIPTION | FEATURES | STANDARD TEXTILE GRADES | | | | | | | | | | | | |
|----------------------------------------------------------------------------------------------------------------------------------------------------------------------------------------------------------------------------------------|-----------------|---------------------------|----------|----------|------------------------|----------|----------|------------------------|----------|--------|--------|--------|--------|--------|
| | | MODEL# | 1/COM | 2 | 3 | 4 | 5 | 6 | 7 | 8 | 9 | 10 | 11 | 12 |
|  <p>Armchair, Mesh Back COM Yardage: 1 Freight Class: 250 Product Weight (lbs.): 32.5 Cubic Feet Per Carton: 15.5</p> | Does not stack. | 5545AM | \$635 | \$667 | \$691 | \$727 | \$778 | \$802 | \$848 | \$922 | \$979 | \$1042 | \$1173 | \$1312 |
| | | OVERALL DIMENSIONS | | | SEAT DIMENSIONS | | | BACK DIMENSIONS | | | | | | |
| | | W | D | H | W | D | H | W | H | | | | | |
| | | 24.5 | 23.5 | 33 | 20 | 16.5 | 17.5 | 17.5 | 15.25 | | | | | |
| | | RTA 00 | | | 1 per carton | | | | | | | | | |
|  <p>Armchair, Mesh Back, Casters COM Yardage: 1 Freight Class: 250 Product Weight (lbs.): 30 Cubic Feet Per Carton: 13.75</p> | Does not stack. | 5545AMC | \$729 | \$760 | \$784 | \$820 | \$871 | \$895 | \$941 | \$1015 | \$1072 | \$1135 | \$1266 | \$1405 |
| | | OVERALL DIMENSIONS | | | SEAT DIMENSIONS | | | BACK DIMENSIONS | | | | | | |
| | | W | D | H | W | D | H | W | H | | | | | |
| | | 24.5 | 22.5 | 33 | 20 | 16.5 | 17.5 | 17.5 | 15.5 | | | | | |
| | | RTA 00 | | | 1 per carton | | | | | | | | | |
|  <p>Armless, Mesh Back COM Yardage: 1 Freight Class: 300 Product Weight (lbs.): 27 Cubic Feet Per Carton: 13.75</p> | Does not stack. | 5545NM | \$589 | \$621 | \$645 | \$681 | \$732 | \$756 | \$802 | \$876 | \$933 | \$996 | \$1127 | \$1266 |
| | | OVERALL DIMENSIONS | | | SEAT DIMENSIONS | | | BACK DIMENSIONS | | | | | | |
| | | W | D | H | W | D | H | W | H | | | | | |
| | | 20 | 23.5 | 33 | 20 | 16.5 | 17.5 | 17.5 | 15.5 | | | | | |
| | | RTA 00 | | | 1 per carton | | | | | | | | | |
|  <p>Armless, Mesh Back, Casters COM Yardage: 1 Freight Class: 250 Product Weight (lbs.): 28 Cubic Feet Per Carton: 13.75</p> | Does not stack. | 5545NMC | \$684 | \$715 | \$739 | \$775 | \$826 | \$850 | \$897 | \$970 | \$1028 | \$1091 | \$1221 | \$1361 |
| | | OVERALL DIMENSIONS | | | SEAT DIMENSIONS | | | BACK DIMENSIONS | | | | | | |
| | | W | D | H | W | D | H | W | H | | | | | |
| | | 20 | 22.5 | 33 | 20 | 16.5 | 17.5 | 17.5 | 15.5 | | | | | |
| | | RTA 00 | | | 1 per carton | | | | | | | | | |

FILE BUDDY™



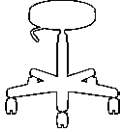
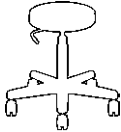
model 1105



model 1110 Shown with 25-400 Vertical File

STANDARD FEATURES

- Standard with C65 casters.
- Shipped R.T.A. (Ready to assemble).
- Pneumatic. Black, five-legged, injection molded base.
- 14" diameter seat.
- Check textile availability prior to specifying upholstery material.

| DESCRIPTION | FEATURES | MODEL# | STANDARD TEXTILE GRADES | | | | | | | | | | | | |
|-------------------------------------------------------------------------------------------------------------------------------------------------------------------------------------------------------------------------------------------------------------------------------------------------------------------------------------|----------|-------------|---------------------------|--------------|------------|------------------------|----------|-----------|------------------------|----------|-------|-------|-------|--------|--|
| | | | 1 | 2 | 3 | 4 | 5 | 6 | 7 | 8 | 9 | 10 | 11 | 12 | |
|  <p>Swivel Stool 5" Pneumatic, 20" Base COM Yardage: 0.75 Freight Class: 150 Product Weight (lbs.): 14 Cubic Feet Per Carton: 2.9</p> | | 1105 | \$418 | \$447 | \$468 | \$502 | \$546 | \$570 | \$602 | \$680 | \$714 | \$784 | \$881 | \$1001 | |
| | | | OVERALL DIMENSIONS | | | SEAT DIMENSIONS | | | BACK DIMENSIONS | | | | | | |
| | | | W | D | H | W | D | H | W | H | | | | | |
| | | | 14 | 14 | 18.5 | 14 | - | 16.5-21.5 | - | - | | | | | |
| | | | RTA 1 | FedEx | ups | | | | | | | | | | |
|  <p>Swivel Stool 10" Pneumatic, 22" Base COM Yardage: 0.75 Freight Class: 150 Product Weight (lbs.): 14 Cubic Feet Per Carton: 2.9</p> | | 1110 | \$490 | \$515 | \$538 | \$574 | \$616 | \$640 | \$672 | \$749 | \$784 | \$854 | \$952 | \$1073 | |
| | | | OVERALL DIMENSIONS | | | SEAT DIMENSIONS | | | BACK DIMENSIONS | | | | | | |
| | | | W | D | H | W | D | H | W | H | | | | | |
| | | | 14 | 14 | 18.5 | 14 | - | 22.5-32.5 | - | - | | | | | |
| | | | RTA 1 | FedEx | ups | | | | | | | | | | |

FLAP™



Folding Chair
model 6775

STANDARD FEATURES

- A modern design, high quality, lightweight, all polymer folding chair intended for use indoors or outdoors. Products must be stored inside during extreme and inclement weather. See Global's Outdoor Furniture warranty for additional information.
- Weather resistant, UV resistant, stain resistant, 100% non-ferrous, and recyclable design that is 1:10 bleach solution cleanable.
- Chair legs are equipped with clear non-marking glides as standard. Suitable for outdoor environments, carpet and hard surface flooring
- Chairs are stocked in 2 colors:
Alloy (**ALY**)
Milk (**MLK**)
- No upholstery options available
- Rated to 275 lbs.
- Single chair folds flat to 2.2" (55 mm).
- Flap achieves its strength and durability using glass filled polymer. Evidence of this material may be visible on the surface and is often more evident in darker colors.
- All Flap products are only available through Global's InStock program. Contact CustomerCare for lead times and quotation for quantities beyond InStock inventory.
- The Flap Wall Hook (6776), sold individually, supports up to two folded Flap chairs. This Milk (**MLK**) colored plastic hook mounts on walls or inside closets and wardrobe cabinets providing easy access to extra seating. Two chairs on Wall Hook measure 7.3" (185 mm) deep off wall. Mounting hardware not included. Recommended mounting into stud.
- Flap Ganging Brackets (6778) are sold 12 to a

box. These translucent, frosted plastic brackets attach across two adjacent chairs, just above or below the seat to provide temporary ganging for organized events.



- The Flap Dolly (6777), ordered separately, supports up to 24 chairs folded and stacked flat. Includes strap to secure chairs for storage and transport.
- Flap achieves its strength and durability using glass filled polymer. Evidence of this material may be visible on the surface and is often more evident in darker colors.

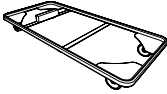

Please add option codes in the following order

- **Model number**
6775 Folding Chair
6776 Wall Hook
6777 Dolly
6778 Ganging Brackets
- **Chair Color**
(ALY) Alloy
(MLK) Milk

EXAMPLE OF FLAP ORDER CODE:

| | |
|--------------|--------|
| 6775 | ALY |
| Model Number | Finish |

| DESCRIPTION | FEATURES | MODEL# | STANDARD TEXTILE GRADES | | | | | | | | | | | | | | | | | | | | | | | | | | | | | | | | | | | |
|-----------------------------------------------------------------------------------------------------------------------------------------------------------------------------------------------------------------------------------------------------------------------------------------------------------------------------------------------------------------------------------------------------------------------------------|------------------------------------------------|----------------------------------------------------------------------------------------------------------------------------------------------------------------------------------------------------------------------------------------------------------------------------------------------------------------------------------------------------------------------------------------------------------------------------------------------------------|-------------------------|------|--------------------|-----------------|----|-----------------|-----------------|----|-----------------|----|----|----|---|---|---|---|---|---|---|------|------|------|----|------|------|------|----|----------------------------------------------------------------------------------------------------------------------------------------------------------------------------|--|--|--|--|--|--|--|--|
| | | | 1 | 2 | 3 | 4 | 5 | 6 | 7 | 8 | 9 | 10 | 11 | 12 | | | | | | | | | | | | | | | | | | | | | | | | |
|  <p>Folding Chair COM Yardage: N/A Freight Class: 100 Product Weight (lbs.): 13.5 Cubic Feet Per Carton: 1.6</p> | <p>Shipped 2 per box. Ordered as each.</p> | 6775 | 214 | | | | | | | | | | | | | | | | | | | | | | | | | | | | | | | | | | | |
| | | <table border="1" style="width: 100%; border-collapse: collapse;"> <thead> <tr> <th colspan="3">OVERALL DIMENSIONS</th> <th colspan="3">SEAT DIMENSIONS</th> <th colspan="3">BACK DIMENSIONS</th> </tr> <tr> <th>W</th><th>D</th><th>H</th> <th>W</th><th>D</th><th>H</th> <th>W</th><th>H</th> </tr> </thead> <tbody> <tr> <td>19</td><td>21.5</td><td>33.5</td> <td>16</td><td>16.5</td><td>18.5</td> <td>18.5</td><td>16</td> </tr> </tbody> </table> | | | OVERALL DIMENSIONS | | | SEAT DIMENSIONS | | | BACK DIMENSIONS | | | W | D | H | W | D | H | W | H | 19 | 21.5 | 33.5 | 16 | 16.5 | 18.5 | 18.5 | 16 | <p style="text-align: center;">RTA 00 FedEx 2 per carton (pricing and specifications are for one chair)</p> | | | | | | | | |
| | | OVERALL DIMENSIONS | | | SEAT DIMENSIONS | | | BACK DIMENSIONS | | | | | | | | | | | | | | | | | | | | | | | | | | | | | | |
| | | W | D | H | W | D | H | W | H | | | | | | | | | | | | | | | | | | | | | | | | | | | | | |
| 19 | 21.5 | 33.5 | 16 | 16.5 | 18.5 | 18.5 | 16 | | | | | | | | | | | | | | | | | | | | | | | | | | | | | | | |
| <table border="1" style="width: 100%; border-collapse: collapse;"> <thead> <tr> <th colspan="12">STANDARD TEXTILE GRADES</th> </tr> <tr> <th>1</th><th>2</th><th>3</th><th>4</th><th>5</th><th>6</th><th>7</th><th>8</th><th>9</th><th>10</th><th>11</th><th>12</th> </tr> </thead> <tbody> <tr> <td>6776</td> <td colspan="11">48</td> </tr> </tbody> </table> | | | STANDARD TEXTILE GRADES | | | | | | | | | | | | 1 | 2 | 3 | 4 | 5 | 6 | 7 | 8 | 9 | 10 | 11 | 12 | 6776 | 48 | | | | | | | | | | |
| STANDARD TEXTILE GRADES | | | | | | | | | | | | | | | | | | | | | | | | | | | | | | | | | | | | | | |
| 1 | 2 | 3 | 4 | 5 | 6 | 7 | 8 | 9 | 10 | 11 | 12 | | | | | | | | | | | | | | | | | | | | | | | | | | | |
| 6776 | 48 | | | | | | | | | | | | | | | | | | | | | | | | | | | | | | | | | | | | | |
| <table border="1" style="width: 100%; border-collapse: collapse;"> <thead> <tr> <th colspan="3">OVERALL DIMENSIONS</th> <th colspan="3">SEAT DIMENSIONS</th> <th colspan="3">BACK DIMENSIONS</th> </tr> <tr> <th>W</th><th>D</th><th>H</th> <th>W</th><th>D</th><th>H</th> <th>W</th><th>H</th> </tr> </thead> <tbody> <tr> <td>9</td><td>6</td><td>2.75</td> <td colspan="5"></td> <td colspan="2"></td> </tr> </tbody> </table> | | | OVERALL DIMENSIONS | | | SEAT DIMENSIONS | | | BACK DIMENSIONS | | | W | D | H | W | D | H | W | H | 9 | 6 | 2.75 | | | | | | | | <p style="text-align: center;">RTA 00 FedEx  1 per carton</p> | | | | | | | | |
| OVERALL DIMENSIONS | | | SEAT DIMENSIONS | | | BACK DIMENSIONS | | | | | | | | | | | | | | | | | | | | | | | | | | | | | | | | |
| W | D | H | W | D | H | W | H | | | | | | | | | | | | | | | | | | | | | | | | | | | | | | | |
| 9 | 6 | 2.75 | | | | | | | | | | | | | | | | | | | | | | | | | | | | | | | | | | | | |

| DESCRIPTION | FEATURES | MODEL# | STANDARD TEXTILE GRADES | | | | | | | | | | | |
|---------------------------------------------------------------------------------------------------------------------------------------------------------------------------------------------------------------------------------------------------------------------------------------------------------------------------------|--------------------------------------------------------------|--------|---------------------------|----------|----------|------------------------|--------------------------------------------------------------|----------|------------------------|----------|---|----|----|----|
| | | | 1 | 2 | 3 | 4 | 5 | 6 | 7 | 8 | 9 | 10 | 11 | 12 |
|  <p>Dolly for Flap Folding Chairs COM Yardage: N/A Freight Class: 150 Product Weight (lbs.): 23 Cubic Feet Per Carton: 4.5</p> | Holds up to 24 Flap folded chairs. Includes tether strap. | 6777 | 614 | | | | | | | | | | | |
| | | | OVERALL DIMENSIONS | | | SEAT DIMENSIONS | | | BACK DIMENSIONS | | | | | |
| | | | W | D | H | W | D | H | W | H | | | | |
| | | | 20.75 | 44 | 5.25 | | | | | | | | | |
| | | | RTA 00 | FedEx | | ups | 1 per carton | | | | | | | |
|  <p>Flap Ganging Bracket (box of 12) COM Yardage: N/A Freight Class: 70 Product Weight (lbs.): 0.29 Cubic Feet Per Carton: 0.03</p> | | 6778 | 188 | | | | | | | | | | | |
| | | | OVERALL DIMENSIONS | | | SEAT DIMENSIONS | | | BACK DIMENSIONS | | | | | |
| | | | W | D | H | W | D | H | W | H | | | | |
| | | | 0 | 0 | 0 | | | | | | | | | |
| | | | RTA 00 | FedEx | | ups | 12 per carton (pricing and specifications are for box of 12) | | | | | | | |


ISLANDS™



model 4075



model 4076





Leather upholstered seat and back additional stitch detail shown.

STANDARD FEATURES

- Islands offers wood guest seating with contemporary styling.
- Offered in two styles; Upholstered back pad or Horizontal wood slat.
- Check textile availability prior to specifying upholstery material.
- When upholstered in Leather, there are additional stitching details with a seam across the middle of the back and two seams on the seat.
- Does not stack.

OPTIONAL FEATURES

- Frame available in Absolute (AAM), Black (BKM), Cherry (ACM), Espresso Cafe (ECM), English Oak (EOM), Fruitwood (TFM), Gray (HGM), Honey (AHM), Mahogany (TMM), Maple (AVM), Medium Walnut (MWM), Natural Walnut (NLW), Night (ASM), Noce Biondo (NBM), Noce Grigio (NGM), Noce Leggero (NEM), Noce Medio (NMM), Shaker Cherry (SKM), Walnut (TWM), WC Cream (WTM), White (WHM) and Winter Cherry (WCM). Please Specify. Genuine maple faced veneers and solids are used.

| DESCRIPTION | FEATURES | MODEL# | STANDARD TEXTILE GRADES | | | | | | | | | | | | | |
|-----------------------------------------------------------------------------------------------------------------------------------------------------------------------------------------------------------------------------------------------------------|------------------------------------------------------------|---------------------------|-------------------------|----------|------------------------|----------|----------|------------------------|----------|--------|--------|--------|--------|--------|--|--|
| | | | 1 | 2 | 3 | 4 | 5 | 6 | 7 | 8 | 9 | 10 | 11 | 12 | | |
|  <p>4075</p> <p>Armchair Upholstered back. COM Yardage: 1.5 Freight Class: 300 Product Weight (lbs.): 25 Cubic Feet Per Carton: 13.25</p> | <p>Does not stack.</p> <p>Ergonomic Features: M, N</p> | 4075 | \$963 | \$1019 | \$1062 | \$1122 | \$1211 | \$1253 | \$1332 | \$1459 | \$1557 | \$1667 | \$1892 | \$2131 | | |
| | | OVERALL DIMENSIONS | | | SEAT DIMENSIONS | | | BACK DIMENSIONS | | | | | | | | |
| | | W | D | H | W | D | H | W | H | | | | | | | |
| | | 24.5 | 23.5 | 32 | 20.5 | 18 | 18.5 | 19 | 13 | | | | | | | |
|  <p>4076</p> <p>Armchair Horizontal wood slat back. COM Yardage: 1 Freight Class: 300 Product Weight (lbs.): 25 Cubic Feet Per Carton: 13.25</p> | <p>Does not stack.</p> <p>Ergonomic Features: M, N</p> | 4076 | \$1021 | \$1059 | \$1088 | \$1128 | \$1188 | \$1217 | \$1269 | \$1355 | \$1418 | \$1492 | \$1641 | \$1800 | | |
| | | OVERALL DIMENSIONS | | | SEAT DIMENSIONS | | | BACK DIMENSIONS | | | | | | | | |
| | | W | D | H | W | D | H | W | H | | | | | | | |
| | | 24.5 | 23.5 | 32 | 20.5 | 18 | 18.5 | 19 | 13 | | | | | | | |

RTA 00

RTA 00



LAYNE™



model 8520T







model 8525T


STANDARD FEATURES

- Layne offers classic styling and value in a finely crafted wood framed side chair series.
- Frame construction is beechwood.
- Legs are equipped with White non-marking polypropylene glides. Suitable for both carpet and hard surface flooring.
- Offered in four back styles; Fully Upholstered, Picture Frame or Vertical Wood Slat.
- Check textile availability prior to specifying upholstery material.
- Does not stack.

OPTIONAL FEATURES

- Wood frames are available in Absolute (AAM), Black (BKM), Cherry (ACM), Espresso Cafe (ECM), English Oak (EOM), Fruitwood (TFM), Gray (HGM), Honey (AHM), Mahogany (TMM), Maple (AVM), Medium Walnut (MWM), Natural Walnut (NLW), Night (ASM), Noce Biondo (NBM), Noce Grigio (NGM), Noce Leggero (NEM), Noce Medio (NMM), Shaker Cherry (SKM), Walnut (TWM), WC Cream (WTM), White (WHM) and Winter Cherry (WCM). Please Specify.

| DESCRIPTION | FEATURES | MODEL# | STANDARD TEXTILE GRADES | | | | | | | | | | | |
|-----------------------------------------------------------------------------------------------------------------------------------------------------------------------------------------------------------------------------------------|------------------------------------------------------------|---------------------|---------------------------|----------|----------|------------------------|----------|----------|------------------------|----------|--------|--------|--------|--------|
| | | | 1 | 2 | 3 | 4 | 5 | 6 | 7 | 8 | 9 | 10 | 11 | 12 |
|  <p>Armless Upholstered Side Chair COM Yardage: 1 Freight Class: 300 Product Weight (lbs.): 21 Cubic Feet Per Carton: 13.25</p> | <p>Does not stack.</p> <p>Ergonomic Features: M, N</p> | <p>8520T</p> | \$863 | \$909 | \$942 | \$991 | \$1064 | \$1088 | \$1152 | \$1268 | \$1325 | \$1434 | \$1583 | \$1769 |
| | | | OVERALL DIMENSIONS | | | SEAT DIMENSIONS | | | BACK DIMENSIONS | | | | | |
| | | | W | D | H | W | D | H | W | H | | | | |
| | | | 22.75 | 24 | 33 | 20 | 18.25 | 18 | 17.5 | 14 | | | | |
| | | | <p>RTA 00</p> | | | | | | | | | | | |
|  <p>Fully Upholstered Armchair COM Yardage: 2.25 Freight Class: 300 Product Weight (lbs.): 22 Cubic Feet Per Carton: 13.25</p> | <p>Does not stack</p> <p>Ergonomic Features: M, N</p> | <p>8521T</p> | \$930 | \$1019 | \$1089 | \$1194 | \$1343 | \$1413 | \$1547 | \$1762 | \$1928 | \$2111 | \$2490 | \$2894 |
| | | | OVERALL DIMENSIONS | | | SEAT DIMENSIONS | | | BACK DIMENSIONS | | | | | |
| | | | W | D | H | W | D | H | W | H | | | | |
| | | | 22.75 | 24 | 33 | 20 | 18.25 | 18 | 17.5 | 14 | | | | |
| | | | <p>RTA 00</p> | | | | | | | | | | | |
|  <p>Picture Frame Armchair COM Yardage: 1.25 Freight Class: 300 Product Weight (lbs.): 22 Cubic Feet Per Carton: 13.25</p> | <p>Does not stack</p> <p>Ergonomic Features: M, N</p> | <p>8522T</p> | \$1052 | \$1089 | \$1116 | \$1156 | \$1211 | \$1232 | \$1284 | \$1374 | \$1421 | \$1508 | \$1628 | \$1775 |
| | | | OVERALL DIMENSIONS | | | SEAT DIMENSIONS | | | BACK DIMENSIONS | | | | | |
| | | | W | D | H | W | D | H | W | H | | | | |
| | | | 22.75 | 24 | 33 | 20 | 18.25 | 18 | 17.5 | 14 | | | | |
| | | | <p>RTA 00</p> | | | | | | | | | | | |
|  <p>Upholstered Armchair COM Yardage: 1 Freight Class: 300 Product Weight (lbs.): 22 Cubic Feet Per Carton: 13.25</p> | <p>Does not stack</p> <p>Ergonomic Features: M, N</p> | <p>8525T</p> | \$982 | \$1029 | \$1062 | \$1115 | \$1190 | \$1217 | \$1279 | \$1404 | \$1464 | \$1576 | \$1734 | \$1926 |
| | | | OVERALL DIMENSIONS | | | SEAT DIMENSIONS | | | BACK DIMENSIONS | | | | | |
| | | | W | D | H | W | D | H | W | H | | | | |
| | | | 22.75 | 24 | 33 | 20 | 18.25 | 18 | 17.5 | 14 | | | | |
| | | | <p>RTA 00</p> | | | | | | | | | | | |

| DESCRIPTION | FEATURES | MODEL# | STANDARD TEXTILE GRADES | | | | | | | | | | | | |
|--------------------------------------------------------------------------------------------------------------------------------------------------------------------------------------------------------------------------------------------------------------------------------------------------------------------------|------------------------------------------------------------|--------------------|-------------------------|--------|-----------------|--------|--------|-----------------|--------|--------|--------|--------|--------|--------|--|
| | | | 1 | 2 | 3 | 4 | 5 | 6 | 7 | 8 | 9 | 10 | 11 | 12 | |
|  <p>Vertical Wood Slat Armchair COM Yardage: 1 Freight Class: 300 Product Weight (lbs.): 22 Cubic Feet Per Carton: 13.25</p> | <p>Does not stack.</p> <p>Ergonomic Features: M, N</p> | 8526T | \$1020 | \$1055 | \$1081 | \$1122 | \$1177 | \$1203 | \$1255 | \$1335 | \$1396 | \$1467 | \$1609 | \$1761 | |
| | | OVERALL DIMENSIONS | | | SEAT DIMENSIONS | | | BACK DIMENSIONS | | | | | | | |
| | | W | D | H | W | D | H | W | H | | | | | | |
| | | | 22.75 | 24 | 33 | 20 | 18.25 | 18 | 17.5 | 14 | | | | | |
| | | | RTA 00 | | | | | | | | | | | | |

LITE



model 5940



model 5944



Closed Loop Arms.



model 5945



model 5951C



STANDARD FEATURES















- Lite is a modern series inspired by classic designs.
- Arms are standard in cantilevered or closed loop. Both are made from fiberglass reinforced nylon, available in Black only.
- Frame is heavy duty, equipped with Sytex™ high-strength polyester webbing suspension system for extra comfort.
- Cantilever frame models are 1" diameter 12 gauge tubular steel.
- Four legged frames are 1" diameter 12 gauge tubular steel front legs and 7/8" diameter 14 gauge tubular steel rear legs, depending on the model.
- Glides are non-marking polypropylene (NM) suitable for both carpet and hard surface flooring.
- All models are rated for active user load of 300 lbs. per seat.
- Dual wheel carpet casters (C82) are standard on caster models.
- Check textile availability prior to specifying upholstery material.








OPTIONAL FEATURES






- Mesh models are available in any of the 24 standard Vue Mesh colors. Seat and back will be the same color mesh. Specify color: Sandy Beach (VU10), Dessert Sand (VU11), Orange Sunset (VU12), Chocolate Fountain (VU13), Artic Blue (VU14), Quarry Grey (VU15), Tidal Wave (VU16), Ivy Moss (VU17), Red Rose (VU18), Black (VU19), White (VU20), Lime (VU21), Chartreuse (VU23), Pool Blue (VU26), Sky (VU28), Ice (VU30), Primary Blue (VU32), Tangerine (VU34), Paprika (VU37), Grain (VU40), Yellow (VU43), Silver Grey (VU55), Silver (VU63), Hot Pink (VU65) and Red Mittens (VU70)
 - A selection of glide options is available for four-legged chairs (models 5940, 5941, 5942, 5950, 5951 and 5952). Glides must be chosen to best suit flooring type and site conditions.
 - Glides with felt pads (FG) are available for vinyl sheet, cork or laminate flooring, please specify. Add \$60.
 - Glides with rubber pads (RG) are available for vinyl, hardwood, laminate, stone or ceramic flooring, please specify. Add \$60.
 - For hard floor surface flooring casters please specify C9R, add \$98.
 - **Frame finish**



| | |
|----------------|----------------------|
| (TBL) Black | (TBZ) Buzz Blue |
| (TCC) Cactus | (TCR) Carrot |
| (TDJ) Dijon | (TDW) Designer White |
| (TEG) Eggplant | (TFO) Fog |
| (TFR) Frost | (TIN) Ink |
| (TIV) Cloud | (TKA) Kalua |
| (TLA) Latte | (TMO) Mocha |
| (TOA) Toast | (TNE) Nevada |
| (TSH) Shadow | (TSN) Sand |
| (TSR) Scarlet | (TTU) Tungsten |
 - (CHM) Chrome. Add \$100
 - (ACO) Antique Copper. Add \$226 for four-legged frame. Add \$335 for cantilever frame.
 - (BCH) Brushed Chrome. Add \$107 for four-legged frame. Add \$227 for cantilever frame.
 - (SBR) Satin Brass. Add \$226 for four-legged frame. Add \$335 for cantilever frame.
- Please Specify.

| DESCRIPTION | FEATURES | MODEL# | STANDARD TEXTILE GRADES | | | | | | | | | | | | |
|-------------------------------------------------------------------------------------------------------------------------------------------------------------------------------------------------------------------------------------------------|-----------------|----------|---------------------------|----------|----------|------------------------|----------|----------|------------------------|---|---|----|----|----|--|
| | | | 1 | 2 | 3 | 4 | 5 | 6 | 7 | 8 | 9 | 10 | 11 | 12 | |
|  <p>Four-legged Frame Armless COM Yardage: N/A Freight Class: 150 Product Weight (lbs.): 26 Cubic Feet Per Carton: 12.5</p> | Does not stack. | 5940 | \$801 | | | | | | | | | | | | |
| | | | OVERALL DIMENSIONS | | | SEAT DIMENSIONS | | | BACK DIMENSIONS | | | | | | |
| | | W | D | H | W | D | H | W | H | | | | | | |
| | | 21.75 | 24.75 | 34.25 | 20 | 17 | 19 | 16 | 19 | | | | | | |
| | | | RTA 00 | | | | | | | | | | | | |
|  <p>Four-legged Frame Armless w/Casters COM Yardage: N/A Freight Class: 150 Product Weight (lbs.): 26 Cubic Feet Per Carton: 12.5</p> | Does not stack. | 5940C | \$926 | | | | | | | | | | | | |
| | | | OVERALL DIMENSIONS | | | SEAT DIMENSIONS | | | BACK DIMENSIONS | | | | | | |
| | | W | D | H | W | D | H | W | H | | | | | | |
| | | 21.75 | 24.75 | 34.25 | 20 | 17 | 19 | 16 | 19 | | | | | | |
| | | | RTA 00 | | | | | | | | | | | | |

| DESCRIPTION | FEATURES | MODEL# | STANDARD TEXTILE GRADES | | | | | | | | | | | | |
|--------------------------------------------------------------------------------------------------------------------------------------------------------------------------------------------------------------------------------------------------------------|-----------------|---------------------------------------------------------------------------------------------------------------------------------------------------------------------------------------------------------------------------------------------------------------|-------------------------|----------|------------------------|----------|----------|------------------------|----------|---|---|----|----|----|--|
| | | | 1 | 2 | 3 | 4 | 5 | 6 | 7 | 8 | 9 | 10 | 11 | 12 | |
|  <p>Four-legged Frame w/Cantilever Arms COM Yardage: N/A Freight Class: 150 Product Weight (lbs.): 29 Cubic Feet Per Carton: 13.75</p> | Does not stack. | 5941 | \$921 | | | | | | | | | | | | |
| | | OVERALL DIMENSIONS | | | SEAT DIMENSIONS | | | BACK DIMENSIONS | | | | | | | |
| | | W | D | H | W | D | H | W | H | | | | | | |
| | | 24 | 25.5 | 34.25 | 20 | 17 | 19 | 16 | 19 | | | | | | |
| | |    | | | | | | | | | | | | | |
|  <p>Four-legged Frame w/Cantilever Arms & Casters COM Yardage: N/A Freight Class: 150 Product Weight (lbs.): 29 Cubic Feet Per Carton: 13.75</p> | Does not stack. | 5941C | \$1046 | | | | | | | | | | | | |
| | | OVERALL DIMENSIONS | | | SEAT DIMENSIONS | | | BACK DIMENSIONS | | | | | | | |
| | | W | D | H | W | D | H | W | H | | | | | | |
| | | 24 | 25.5 | 34.25 | 20 | 17 | 19 | 16 | 19 | | | | | | |
| | |    | | | | | | | | | | | | | |
|  <p>Four-legged Frame w/ Loop Arms COM Yardage: N/A Freight Class: 150 Product Weight (lbs.): 29 Cubic Feet Per Carton: 13.75</p> | Does not stack. | 5942 | \$921 | | | | | | | | | | | | |
| | | OVERALL DIMENSIONS | | | SEAT DIMENSIONS | | | BACK DIMENSIONS | | | | | | | |
| | | W | D | H | W | D | H | W | H | | | | | | |
| | | 23.75 | 25.5 | 34.25 | 20 | 17 | 19 | 16 | 19 | | | | | | |
| | |    | | | | | | | | | | | | | |
|  <p>Four-legged Frame w/ Loop Arms & Casters COM Yardage: N/A Freight Class: 150 Product Weight (lbs.): 29 Cubic Feet Per Carton: 13.75</p> | Does not stack. | 5942C | \$1046 | | | | | | | | | | | | |
| | | OVERALL DIMENSIONS | | | SEAT DIMENSIONS | | | BACK DIMENSIONS | | | | | | | |
| | | W | D | H | W | D | H | W | H | | | | | | |
| | | 23.75 | 25.5 | 34.25 | 20 | 17 | 19 | 16 | 19 | | | | | | |
| | |  | | | | | | | | | | | | | |

| DESCRIPTION | FEATURES | MODEL# | STANDARD TEXTILE GRADES | | | | | | | | | | | | |
|------------------------------------------------------------------------------------------------------------------------------------------------------------------------------------------------------------------------------------------------------|-----------------|----------------------------------------------------------------------------------------------------------------------------------------------------------------------------------------|-------------------------|----------|------------------------|----------|----------|------------------------|----------|--------|--------|--------|--------|--------|--|
| | | | 1 | 2 | 3 | 4 | 5 | 6 | 7 | 8 | 9 | 10 | 11 | 12 | |
|  Cantilever Frame Armless COM Yardage: N/A Freight Class: 150 Product Weight (lbs.): 27 Cubic Feet Per Carton: 12.5 | Does not stack. | 5943 | \$868 | | | | | | | | | | | | |
| | | OVERALL DIMENSIONS | | | SEAT DIMENSIONS | | | BACK DIMENSIONS | | | | | | | |
| | | W | D | H | W | D | H | W | H | | | | | | |
| | | 21.75 | 23.5 | 34.25 | 20 | 17 | 19 | 16 | 19 | | | | | | |
| | | RTA 00 | | | | | | | | | | | | | |
|  Cantilever Frame w/Cantilever Arms COM Yardage: N/A Freight Class: 150 Product Weight (lbs.): 35 Cubic Feet Per Carton: 13.75 | Does not stack. | 5944 | \$987 | | | | | | | | | | | | |
| | | OVERALL DIMENSIONS | | | SEAT DIMENSIONS | | | BACK DIMENSIONS | | | | | | | |
| | | W | D | H | W | D | H | W | H | | | | | | |
| | | 24 | 23.5 | 34.25 | 20 | 17 | 19 | 16 | 19 | | | | | | |
| | | RTA 00 | | | | | | | | | | | | | |
|  Cantilever Frame w/Loop Arms COM Yardage: N/A Freight Class: 150 Product Weight (lbs.): 35 Cubic Feet Per Carton: 13.75 | Does not stack. | 5945 | \$987 | | | | | | | | | | | | |
| | | OVERALL DIMENSIONS | | | SEAT DIMENSIONS | | | BACK DIMENSIONS | | | | | | | |
| | | W | D | H | W | D | H | W | H | | | | | | |
| | | 23.75 | 23.5 | 34.25 | 20 | 17 | 19 | 16 | 19 | | | | | | |
| | | RTA 00   | | | | | | | | | | | | | |
|  Upholstered Four-legged Frame Armless COM Yardage: 1.50 Freight Class: 150 Product Weight (lbs.): 26 Cubic Feet Per Carton: 12.5 | Does not stack. | 5950 | \$663 | \$726 | \$769 | \$837 | \$932 | \$978 | \$1066 | \$1205 | \$1310 | \$1430 | \$1677 | \$1937 | |
| | | OVERALL DIMENSIONS | | | SEAT DIMENSIONS | | | BACK DIMENSIONS | | | | | | | |
| | | W | D | H | W | D | H | W | H | | | | | | |
| | | 21.75 | 24.75 | 34.25 | 20 | 17 | 19 | 16 | 19 | | | | | | |
| | | RTA 00 | | | | | | | | | | | | | |
|  Upholstered Four-legged Frame Armless w/Casters COM Yardage: 1.50 Freight Class: 150 Product Weight (lbs.): 26 Cubic Feet Per Carton: 12.5 | Does not stack. | 5950C | \$789 | \$852 | \$895 | \$963 | \$1058 | \$1104 | \$1192 | \$1331 | \$1436 | \$1556 | \$1803 | 1362 | |
| | | OVERALL DIMENSIONS | | | SEAT DIMENSIONS | | | BACK DIMENSIONS | | | | | | | |
| | | W | D | H | W | D | H | W | H | | | | | | |
| | | 21.75 | 24.75 | 34.25 | 20 | 17 | 19 | 16 | 19 | | | | | | |
| | | RTA 00 | | | | | | | | | | | | | |

| DESCRIPTION | FEATURES | MODEL# | STANDARD TEXTILE GRADES | | | | | | | | | | | |
|---------------------------------------------------------------------------------------------------------------------------------------------------------------------------------------------------------------------------------------------------------------------------|-----------------|---------------------------|-------------------------|----------|------------------------|----------|----------|------------------------|----------|--------|--------|--------|--------|------|
| | | | 1 | 2 | 3 | 4 | 5 | 6 | 7 | 8 | 9 | 10 | 11 | 12 |
|  <p>Upholstered Four-legged Frame w/Cantilever Arms COM Yardage: 1.50 Freight Class: 150 Product Weight (lbs.): 29 Cubic Feet Per Carton: 13.75</p> | Does not stack. | 5951 | \$779 | \$842 | \$885 | \$953 | \$1048 | \$1094 | \$1182 | \$1321 | \$1426 | \$1546 | \$1793 | 1357 |
| | | OVERALL DIMENSIONS | | | SEAT DIMENSIONS | | | BACK DIMENSIONS | | | | | | |
| | | W | D | H | W | D | H | W | H | | | | | |
| | | 24 | 25.5 | 34.25 | 20 | 17 | 19 | 16 | 19 | | | | | |
| | | RTA 00 | | | | | | | | | | | | |
|  <p>Upholstered Four-legged Frame w/Cantilever Arms & Casters COM Yardage: 1.50 Freight Class: 150 Product Weight (lbs.): 29 Cubic Feet Per Carton: 13.75</p> | Does not stack. | 5951C | \$907 | \$970 | \$1013 | \$1081 | \$1176 | \$1222 | \$1310 | \$1449 | \$1554 | \$1674 | \$1921 | 1439 |
| | | OVERALL DIMENSIONS | | | SEAT DIMENSIONS | | | BACK DIMENSIONS | | | | | | |
| | | W | D | H | W | D | H | W | H | | | | | |
| | | 24 | 25.5 | 34.25 | 20 | 17 | 19 | 16 | 19 | | | | | |
| | | RTA 00 | | | | | | | | | | | | |
|  <p>Upholstered Four-legged Frame w/Loop Arms COM Yardage: 1.50 Freight Class: 150 Product Weight (lbs.): 29 Cubic Feet Per Carton: 13.75</p> | Does not stack. | 5952 | \$779 | \$842 | \$885 | \$953 | \$1048 | \$1094 | \$1182 | \$1321 | \$1426 | \$1546 | \$1793 | 1357 |
| | | OVERALL DIMENSIONS | | | SEAT DIMENSIONS | | | BACK DIMENSIONS | | | | | | |
| | | W | D | H | W | D | H | W | H | | | | | |
| | | 23.75 | 25.5 | 34.25 | 20 | 17 | 19 | 16 | 19 | | | | | |
| | | RTA 00 | | | | | | | | | | | | |
|  <p>Upholstered Four-legged Frame w/Loop Arms & Casters COM Yardage: 1.50 Freight Class: 150 Product Weight (lbs.): 29 Cubic Feet Per Carton: 13.75</p> | Does not stack. | 5952C | \$907 | \$970 | \$1013 | \$1081 | \$1176 | \$1222 | \$1310 | \$1449 | \$1554 | \$1674 | \$1921 | 1439 |
| | | OVERALL DIMENSIONS | | | SEAT DIMENSIONS | | | BACK DIMENSIONS | | | | | | |
| | | W | D | H | W | D | H | W | H | | | | | |
| | | 23.75 | 25.5 | 34.25 | 20 | 17 | 19 | 16 | 19 | | | | | |
| | | RTA 00 | | | | | | | | | | | | |
|  <p>Upholstered Cantilever Frame Armless COM Yardage: 1.50 Freight Class: 150 Product Weight (lbs.): 27 Cubic Feet Per Carton: 12.5</p> | Does not stack. | 5953 | \$726 | \$789 | \$832 | \$900 | \$995 | \$1041 | \$1129 | \$1268 | \$1373 | \$1493 | \$1740 | 1323 |
| | | OVERALL DIMENSIONS | | | SEAT DIMENSIONS | | | BACK DIMENSIONS | | | | | | |
| | | W | D | H | W | D | H | W | H | | | | | |
| | | 21.75 | 23.5 | 34.25 | 20 | 17 | 19 | 16 | 19 | | | | | |
| | | RTA 00 | | | | | | | | | | | | |

| DESCRIPTION | FEATURES | MODEL# | STANDARD TEXTILE GRADES | | | | | | | | | | | |
|------------------------------------------------------------------------------------------------------------------------------------------------------------------------------------------------------------------------------------------------------------------------------------------------------------------------------------------------|-----------------|---------------------------|-------------------------|----------|------------------------|----------|----------|------------------------|----------|--------|--------|--------|--------|--------|
| | | | 1 | 2 | 3 | 4 | 5 | 6 | 7 | 8 | 9 | 10 | 11 | 12 |
|  <p>Upholstered Cantilever Frame w/Cantilever Arms COM Yardage: 1.50 Freight Class: 150 Product Weight (lbs.): 35 Cubic Feet Per Carton: 13.75</p> | Does not stack. | 5954 | \$847 | \$910 | \$953 | \$1021 | \$1116 | \$1162 | \$1250 | \$1389 | \$1494 | \$1614 | \$1861 | \$2121 |
| | | OVERALL DIMENSIONS | | | SEAT DIMENSIONS | | | BACK DIMENSIONS | | | | | | |
| | | W | D | H | W | D | H | W | H | | | | | |
| | | 24 | 23.5 | 34.25 | 20 | 17 | 19 | 16 | 19 | | | | | |
| | | | RTA 00 | | | | | | | | | | | |
|  <p>Upholstered Cantilever Frame w/Loop Arms COM Yardage: 1.50 Freight Class: 150 Product Weight (lbs.): 35 Cubic Feet Per Carton: 13.75</p> | Does not stack. | 5955 | \$847 | \$910 | \$953 | \$1021 | \$1116 | \$1162 | \$1250 | \$1389 | \$1494 | \$1614 | \$1861 | 1400 |
| | | OVERALL DIMENSIONS | | | SEAT DIMENSIONS | | | BACK DIMENSIONS | | | | | | |
| | | W | D | H | W | D | H | W | H | | | | | |
| | | 23.75 | 23.5 | 34.25 | 20 | 17 | 19 | 16 | 19 | | | | | |
| | | | RTA 00 | | | | | | | | | | | |

MARCHE™



model 8624 (BCH)

model 8621 (CH)

STANDARD FEATURES

- A contemporary wood seating series.
- Legs are standard in Black with Black non-marking glides.
- Does not stack.
- Check textile availability prior to specifying upholstery material.









OPTIONAL FEATURES






- Wood backs are available in Absolute (AAM), Black (BKM), Cherry (ACM), English Oak (EOM), Espresso Cafe (ECM), Fruitwood (TFM), Gray (HGM), Honey (AHM), Mahogany (TMM), Maple (AVM), Medium Walnut (MWM), Night (ASM),

Noce Biondo (NBM), Noce Grigio (NGM), Noce Leggero (NEM), Noce Medio (NMM), Shaker Cherry (SKM), Walnut (TWM), WC Cream (WTM), White (WHM) and Winter Cherry (WCM). Please Specify.

- Optional finishes are available at an upcharge. For models 8621, 8622 or 8624 add \$94 for Chrome (CHM) or Brushed Chrome (BCH), Add \$65 for Tungsten (TTU).

For models 8621S, 8622S or 8624S add \$125 for Chrome (CHM) or Brushed Chrome (BCH), Add \$89 for Tungsten (TTU).

| DESCRIPTION | FEATURES | MODEL# | STANDARD TEXTILE GRADES | | | | | | | | | | | |
|------------------------------------------------------------------------------------------------------------------------------------------------------------------------------------------------------------------------------------------------------|-----------------|---------|-------------------------------------------------------------------------------------|----------|----------|------------------------|----------|----------|------------------------|----------|--------|--------|--------|--------|
| | | | 1 | 2 | 3 | 4 | 5 | 6 | 7 | 8 | 9 | 10 | 11 | 12 |
|  <p>Side Chair Open wood back COM Yardage: 1 Freight Class: 250 Product Weight (lbs.): 27 Cubic Feet Per Carton: 11.25</p> | Does not stack. | 8621 | \$1182 | \$1219 | \$1249 | \$1292 | \$1353 | \$1381 | \$1437 | \$1526 | \$1594 | \$1670 | \$1826 | \$1992 |
| | | | OVERALL DIMENSIONS | | | SEAT DIMENSIONS | | | BACK DIMENSIONS | | | | | |
| | | | W | D | H | W | D | H | W | H | | | | |
| | | | 20 | 21 | 31.5 | 19 | 16.5 | 19 | 20 | 13.5 | | | | |
| | | |  | | | | | | | | | | | |
|  <p>Side Chair Closed Upholstered Wood back COM Yardage: 2.25 Freight Class: 250 Product Weight (lbs.): 27 Cubic Feet Per Carton: 11.25</p> | Does not stack. | 8622 | \$1193 | \$1295 | \$1328 | \$1378 | \$1449 | \$1475 | \$1536 | \$1655 | \$1709 | \$1819 | \$1968 | \$2154 |
| | | | OVERALL DIMENSIONS | | | SEAT DIMENSIONS | | | BACK DIMENSIONS | | | | | |
| | | | W | D | H | W | D | H | W | H | | | | |
| | | | 20 | 21 | 31.5 | 19 | 16.5 | 19 | 20 | 13.5 | | | | |
| | | |  | | | | | | | | | | | |
|  <p>Side Chair Closed Wood Back COM Yardage: 1 Freight Class: 250 Product Weight (lbs.): 27 Cubic Feet Per Carton: 11.25</p> | Does not stack. | 8624 | \$1182 | \$1219 | \$1249 | \$1292 | \$1353 | \$1381 | \$1437 | \$1526 | \$1594 | \$1670 | \$1826 | \$1992 |
| | | | OVERALL DIMENSIONS | | | SEAT DIMENSIONS | | | BACK DIMENSIONS | | | | | |
| | | | W | D | H | W | D | H | W | H | | | | |
| | | | 20 | 21 | 31.5 | 19 | 16.5 | 19 | 20 | 13.5 | | | | |
| | | |  | | | | | | | | | | | |
|  <p>Counter Stool Open Wood Back COM Yardage: 1 Freight Class: 300 Product Weight (lbs.): 32 Cubic Feet Per Carton: 13</p> | Does not stack. | 8621S26 | \$1458 | \$1492 | \$1514 | \$1547 | \$1595 | \$1617 | \$1663 | \$1731 | \$1785 | \$1845 | \$1966 | \$2098 |
| | | | OVERALL DIMENSIONS | | | SEAT DIMENSIONS | | | BACK DIMENSIONS | | | | | |
| | | | W | D | H | W | D | H | W | H | | | | |
| | | | 20 | 21 | 38.5 | 19 | 16.5 | 26 | 20 | 13.5 | | | | |
| | | |  | | | | | | | | | | | |

| DESCRIPTION | FEATURES | MODEL# | STANDARD TEXTILE GRADES | | | | | | | | | | | |
|-----------------------------------------------------------------------------------------------------------------------------------------------------------------------------------------------------------------------------------------------------|-----------------|----------------|---------------------------|----------|----------|------------------------|----------|----------|------------------------|----------|--------|--------|--------|--------|
| | | | 1 | 2 | 3 | 4 | 5 | 6 | 7 | 8 | 9 | 10 | 11 | 12 |
|  <p>Counter Stool Closed Upholstered Wood Back COM Yardage: 2.25 Freight Class: 250 Product Weight (lbs.): 32 Cubic Feet Per Carton: 13</p> | Does not stack. | 8622S26 | \$1517 | \$1600 | \$1662 | \$1758 | \$1893 | \$1959 | \$2081 | \$2277 | \$2428 | \$2596 | \$2941 | \$3312 |
| | | | OVERALL DIMENSIONS | | | SEAT DIMENSIONS | | | BACK DIMENSIONS | | | | | |
| | | | W | D | H | W | D | H | W | H | | | | |
| | | | 20 | 21 | 38.5 | 19 | 16.5 | 26 | 20 | 13.5 | | | | |
| | | | RTA 00 | | | | | | | | | | | |
|  <p>Counter Stool Closed Wood Back COM Yardage: 1 Freight Class: 250 Product Weight (lbs.): 32 Cubic Feet Per Carton: 13</p> | Does not stack. | 8624S26 | \$1458 | \$1492 | \$1514 | \$1547 | \$1595 | \$1617 | \$1663 | \$1731 | \$1785 | \$1845 | \$1966 | \$2098 |
| | | | OVERALL DIMENSIONS | | | SEAT DIMENSIONS | | | BACK DIMENSIONS | | | | | |
| | | | W | D | H | W | D | H | W | H | | | | |
| | | | 20 | 21 | 38.5 | 19 | 16.5 | 26 | 20 | 13.5 | | | | |
| | | | RTA 00 | | | | | | | | | | | |
|  <p>Barstool Open Wood Back COM Yardage: 1 Freight Class: 250 Product Weight (lbs.): 38 Cubic Feet Per Carton: 14</p> | Does not stack. | 8621S30 | \$1536 | \$1641 | \$1659 | \$1691 | \$1733 | \$1745 | \$1782 | \$1854 | \$1889 | \$1953 | \$2043 | \$2153 |
| | | | OVERALL DIMENSIONS | | | SEAT DIMENSIONS | | | BACK DIMENSIONS | | | | | |
| | | | W | D | H | W | D | H | W | H | | | | |
| | | | 20 | 21 | 42.5 | 19 | 16.5 | 30 | 20 | 13.5 | | | | |
| | | | RTA 00 | | | | | | | | | | | |
|  <p>Barstool Closed Upholstered Wood Back COM Yardage: 2.25 Freight Class: 250 Product Weight (lbs.): 38 Cubic Feet Per Carton: 14</p> | Does not stack. | 8622S30 | \$1595 | \$1678 | \$1740 | \$1836 | \$1971 | \$2036 | \$2158 | \$2355 | \$2506 | \$2674 | \$3019 | \$3388 |
| | | | OVERALL DIMENSIONS | | | SEAT DIMENSIONS | | | BACK DIMENSIONS | | | | | |
| | | | W | D | H | W | D | H | W | H | | | | |
| | | | 20 | 21 | 42.5 | 19 | 16.5 | 30 | 20 | 13.5 | | | | |
| | | | RTA 00 | | | | | | | | | | | |
|  <p>Barstool Closed Wood Back COM Yardage: 1 Freight Class: 250 Product Weight (lbs.): 38 Cubic Feet Per Carton: 14</p> | Does not stack. | 8624S30 | \$1536 | \$1641 | \$1659 | \$1691 | \$1733 | \$1745 | \$1782 | \$1854 | \$1889 | \$1953 | \$2043 | \$2153 |
| | | | OVERALL DIMENSIONS | | | SEAT DIMENSIONS | | | BACK DIMENSIONS | | | | | |
| | | | W | D | H | W | D | H | W | H | | | | |
| | | | 20 | 21 | 42.5 | 19 | 16.5 | 30 | 20 | 13.5 | | | | |
| | | | RTA 00 | | | | | | | | | | | |

MAYNE™



model 8335T





model 8336T

STANDARD FEATURES

- Mayne offers classic styling and value in a finely crafted wood framed side chair.
- Frame construction is beechwood.
- Legs are equipped with White non-marking polypropylene glides Suitable for both carpet and hard surface flooring.
- Offered in two back styles; Upholstered back or Vertical wood slat.
- Check textile availability prior to specifying upholstery material.
- Does not stack.

OPTIONAL FEATURES

- Wood frames available in Absolute (AAM), Black (BKM), Cherry (ACM), Espresso Cafe (ECM), English Oak (EOM), Fruitwood (TFM), Gray (HGM), Honey (AHM), Mahogany (TMM), Maple (AVM), Medium Walnut (MWM), Natural Walnut (NLW), Night (ASM), Noce Biondo (NBM), Noce Grigio (NGM), Noce Leggero (NEM), Noce Medio (NMM), Shaker Cherry (SKM), Walnut (TWM), WC Cream (WTM), White (WHM) and Winter Cherry (WCM). Please Specify..

| DESCRIPTION | FEATURES | MODEL # | STANDARD TEXTILE GRADES | | | | | | | | | | | | | |
|---------------------------------------------------------------------------------------------------------------------------------------------------------------------------------------------------------------------------------------|------------------------------------------------------------|---------------------|---------------------------|----------|----------|------------------------|----------|----------|------------------------|----------|--------|--------|--------|--------|--|--|
| | | | 1 | 2 | 3 | 4 | 5 | 6 | 7 | 8 | 9 | 10 | 11 | 12 | | |
|  <p>Upholstered Armchair COM Yardage: 1 Freight Class: 250 Product Weight (lbs.): 27 Cubic Feet Per Carton: 13.25</p> | <p>Does not stack.</p> <p>Ergonomic Features: M, N</p> | <p>8335T</p> | \$1042 | \$1087 | \$1121 | \$1170 | \$1241 | \$1266 | \$1329 | \$1446 | \$1503 | \$1612 | \$1761 | \$1946 | | |
| | | | OVERALL DIMENSIONS | | | SEAT DIMENSIONS | | | BACK DIMENSIONS | | | | | | | |
| | | | W | D | H | W | D | H | W | H | | | | | | |
| | | | 23 | 24.5 | 33 | 20 | 18.25 | 18 | 17.5 | 14 | | | | | | |
|  <p>Vertical Wood Slat Armchair COM Yardage: 1 Freight Class: 300 Product Weight (lbs.): 25 Cubic Feet Per Carton: 13.25</p> | <p>Does not stack.</p> <p>Ergonomic Features: M, N</p> | <p>8336T</p> | \$1079 | \$1114 | \$1140 | \$1179 | \$1234 | \$1259 | \$1311 | \$1388 | \$1450 | \$1516 | \$1656 | \$1804 | | |
| | | | OVERALL DIMENSIONS | | | SEAT DIMENSIONS | | | BACK DIMENSIONS | | | | | | | |
| | | | W | D | H | W | D | H | W | H | | | | | | |
| | | | 23 | 24.5 | 33 | 20 | 18.25 | 18 | 17.5 | 14 | | | | | | |

MODA™



model 6960



model 6961

Also see Moda Stacking Chairs



For Moda stacking chairs, please see 196.

STANDARD FEATURES

- Moda is an upscale, classic looking multi-purpose product, ideal for conference rooms, training, break out and collaboration areas as well as light-use tasking.
- Chairs are molded with a one-piece shell. Available in Night (BLK), Cloud (IVC) or Shadow (SHW).
- Chair frame consists of a Polished Aluminum chassis on four steel legs in a durable Chrome finish.
- Standard with nylon glides (N1), suitable for carpet, rubber or concrete flooring.
- Check textile availability prior to specifying upholstery material.
- Four legged chairs do not stack.

OPTIONAL FEATURES

- All models are available with optional armcaps in Black self-skinned urethane (SSU), or in Black, White or Clear Grey finish hard plastic.
- Model 6961 armcaps can also be upholstered in the matching fabric, vinyl or leather.
- Glides with felt pads (FG) are available for vinyl sheet, cork or laminate flooring, please specify. Add \$37.
- Glides with felt pads (RG) are available for vinyl sheet, hardwood, laminate, stone or ceramic flooring, please specify. Add \$37.
- Adjustable swivel glides (SWG) are available for uneven floors, please specify. No upcharge



OPTION CODES

Please add option codes in the following order:

- **Model number**
6960 Armchair
6961 Armchair w/upholstered seat
- **Textile**
Specify textile code for seat (model 6961 only).
- **Shell color** (no upcharge)
(BLK) Night
(IVC) Cloud
(SHW) Shadow
- **Frame finish**
(CHM) Chrome. No upcharge.
(TBL) Black. Add \$87.
(TTU) Tungsten. Add \$87.
(BT) Butternut woodgrain. Add \$178.
(EB) Ebony woodgrain. Add \$178.
(WU) Walnut woodgrain. Add \$178.
- **Armcaps**
(NC) No armcaps.
(SS) Black SSU. Add \$66.
(GC) Clear Grey hard plastic. Add \$37.
(H3) Black hard plastic. Add \$37.
(H4) White hard plastic. Add \$37.
Armcaps (to match woodgrain frame finish only)
(BT) Butternut woodgrain. Add \$123.
(EB) Ebony woodgrain. Add \$123.
(WU) Walnut woodgrain. Add \$123.
Armcaps (upholstered model 6961 only)
(UP) Matching upholstery. Add \$73.
- **Glide style** (no upcharge)
(FX) Fixed glide (STD)
(SWG) Adjustable swivel
- **Glide type**
(N1) Standard nylon. No upcharge.
(FG) Felt. Add \$37.
(RG) Rubber. Add \$37.

EXAMPLE MODA ORDER CODE:

| | | | | | | |
|---------|---------|-------|-------|---------|-------------|------------|
| 6960 | -HD05 | -IVC | -CHM | -NC | -FX | -N1 |
| Model # | Textile | Shell | Frame | Armcaps | Glide style | Glide type |

| DESCRIPTION | FEATURES | MODEL # | STANDARD TEXTILE GRADES | | | | | | | | | | | | | | | | | | | | | | | | | | | | | | | |
|----------------------------------------------------------------------------------------------------------------------------------------------------------------------------------------------------------------------------------|--------------------------------------|--------------------|-------------------------|----------------------------------------------------------------------------------------------------------------------------------------------------------------------------------------------------------------------------------------------------------------------------------------------------------------------------------------------------------------------------|-----------------|-----------------|--------------------|-----------------|--------|-----------------|--------|--------|-----------------|--------|---|---|---|---|---|---|---|---|----|----|----|------|----|------|----|------|-----------------------------------------------------------------------------|--|-------|--------------|
| | | | 1 | 2 | 3 | 4 | 5 | 6 | 7 | 8 | 9 | 10 | 11 | 12 | | | | | | | | | | | | | | | | | | | | |
|  <p>Four-Legged Armchair COM Yardage: N/A Freight Class: 300 Product Weight (lbs.): 16 Cubic Feet Per Carton: 14.5</p> | Polypropylene seat & back. | 6960 | \$773 | | | | | | | | | | | | | | | | | | | | | | | | | | | | | | | |
| | | | | <table border="1"> <tr> <th colspan="3">OVERALL DIMENSIONS</th> <th colspan="3">SEAT DIMENSIONS</th> <th colspan="2">BACK DIMENSIONS</th> </tr> <tr> <th>W</th> <th>D</th> <th>H</th> <th>W</th> <th>D</th> <th>H</th> <th>W</th> <th>H</th> </tr> <tr> <td>25</td> <td>25</td> <td>31</td> <td>20.5</td> <td>18</td> <td>15.5</td> <td>20</td> <td>16</td> </tr> </table> | | | OVERALL DIMENSIONS | | | SEAT DIMENSIONS | | | BACK DIMENSIONS | | W | D | H | W | D | H | W | H | 25 | 25 | 31 | 20.5 | 18 | 15.5 | 20 | 16 | <table border="1"> <tr> <td>RTA 1</td> <td>1 per carton</td> </tr> </table> | | RTA 1 | 1 per carton |
| | | OVERALL DIMENSIONS | | | SEAT DIMENSIONS | | | BACK DIMENSIONS | | | | | | | | | | | | | | | | | | | | | | | | | | |
| | | W | D | H | W | D | H | W | H | | | | | | | | | | | | | | | | | | | | | | | | | |
| 25 | 25 | 31 | 20.5 | 18 | 15.5 | 20 | 16 | | | | | | | | | | | | | | | | | | | | | | | | | | | |
| RTA 1 | 1 per carton | | | | | | | | | | | | | | | | | | | | | | | | | | | | | | | | | |
| | | 6961 | \$912 | \$948 | \$975 | \$1015 | \$1070 | \$1097 | \$1149 | \$1231 | \$1294 | \$1365 | \$1509 | \$1663 | | | | | | | | | | | | | | | | | | | | |
| | | | | <table border="1"> <tr> <th colspan="3">OVERALL DIMENSIONS</th> <th colspan="3">SEAT DIMENSIONS</th> <th colspan="2">BACK DIMENSIONS</th> </tr> <tr> <th>W</th> <th>D</th> <th>H</th> <th>W</th> <th>D</th> <th>H</th> <th>W</th> <th>H</th> </tr> <tr> <td>25</td> <td>25</td> <td>31</td> <td>20.5</td> <td>18</td> <td>16</td> <td>20</td> <td>15.5</td> </tr> </table> | | | OVERALL DIMENSIONS | | | SEAT DIMENSIONS | | | BACK DIMENSIONS | | W | D | H | W | D | H | W | H | 25 | 25 | 31 | 20.5 | 18 | 16 | 20 | 15.5 | <table border="1"> <tr> <td>RTA 1</td> <td>1 per carton</td> </tr> </table> | | RTA 1 | 1 per carton |
| OVERALL DIMENSIONS | | | SEAT DIMENSIONS | | | BACK DIMENSIONS | | | | | | | | | | | | | | | | | | | | | | | | | | | | |
| W | D | H | W | D | H | W | H | | | | | | | | | | | | | | | | | | | | | | | | | | | |
| 25 | 25 | 31 | 20.5 | 18 | 16 | 20 | 15.5 | | | | | | | | | | | | | | | | | | | | | | | | | | | |
| RTA 1 | 1 per carton | | | | | | | | | | | | | | | | | | | | | | | | | | | | | | | | | |
|  <p>Four-Legged Armchair COM Yardage: 0.75 Freight Class: 300 Product Weight (lbs.): 17 Cubic Feet Per Carton: 14.5</p> | Upholstered seat/polypropylene back. | 6961 | \$912 | \$948 | \$975 | \$1015 | \$1070 | \$1097 | \$1149 | \$1231 | \$1294 | \$1365 | \$1509 | \$1663 | | | | | | | | | | | | | | | | | | | | |
| | | | | <table border="1"> <tr> <th colspan="3">OVERALL DIMENSIONS</th> <th colspan="3">SEAT DIMENSIONS</th> <th colspan="2">BACK DIMENSIONS</th> </tr> <tr> <th>W</th> <th>D</th> <th>H</th> <th>W</th> <th>D</th> <th>H</th> <th>W</th> <th>H</th> </tr> <tr> <td>25</td> <td>25</td> <td>31</td> <td>20.5</td> <td>18</td> <td>16</td> <td>20</td> <td>15.5</td> </tr> </table> | | | OVERALL DIMENSIONS | | | SEAT DIMENSIONS | | | BACK DIMENSIONS | | W | D | H | W | D | H | W | H | 25 | 25 | 31 | 20.5 | 18 | 16 | 20 | 15.5 | <table border="1"> <tr> <td>RTA 1</td> <td>1 per carton</td> </tr> </table> | | RTA 1 | 1 per carton |
| | | OVERALL DIMENSIONS | | | SEAT DIMENSIONS | | | BACK DIMENSIONS | | | | | | | | | | | | | | | | | | | | | | | | | | |
| | | W | D | H | W | D | H | W | H | | | | | | | | | | | | | | | | | | | | | | | | | |
| 25 | 25 | 31 | 20.5 | 18 | 16 | 20 | 15.5 | | | | | | | | | | | | | | | | | | | | | | | | | | | |
| RTA 1 | 1 per carton | | | | | | | | | | | | | | | | | | | | | | | | | | | | | | | | | |
| | | 6961 | \$912 | \$948 | \$975 | \$1015 | \$1070 | \$1097 | \$1149 | \$1231 | \$1294 | \$1365 | \$1509 | \$1663 | | | | | | | | | | | | | | | | | | | | |
| | | | | <table border="1"> <tr> <th colspan="3">OVERALL DIMENSIONS</th> <th colspan="3">SEAT DIMENSIONS</th> <th colspan="2">BACK DIMENSIONS</th> </tr> <tr> <th>W</th> <th>D</th> <th>H</th> <th>W</th> <th>D</th> <th>H</th> <th>W</th> <th>H</th> </tr> <tr> <td>25</td> <td>25</td> <td>31</td> <td>20.5</td> <td>18</td> <td>16</td> <td>20</td> <td>15.5</td> </tr> </table> | | | OVERALL DIMENSIONS | | | SEAT DIMENSIONS | | | BACK DIMENSIONS | | W | D | H | W | D | H | W | H | 25 | 25 | 31 | 20.5 | 18 | 16 | 20 | 15.5 | <table border="1"> <tr> <td>RTA 1</td> <td>1 per carton</td> </tr> </table> | | RTA 1 | 1 per carton |
| OVERALL DIMENSIONS | | | SEAT DIMENSIONS | | | BACK DIMENSIONS | | | | | | | | | | | | | | | | | | | | | | | | | | | | |
| W | D | H | W | D | H | W | H | | | | | | | | | | | | | | | | | | | | | | | | | | | |
| 25 | 25 | 31 | 20.5 | 18 | 16 | 20 | 15.5 | | | | | | | | | | | | | | | | | | | | | | | | | | | |
| RTA 1 | 1 per carton | | | | | | | | | | | | | | | | | | | | | | | | | | | | | | | | | |

MODA



model 6962



model 6963

Also see Moda Stacking Chairs



For Moda four-legged chairs, please see 195.

STANDARD FEATURES

- Moda is an upscale, classic looking multi-purpose product, ideal for conference rooms, training, break out and collaboration areas as well as light-use tasking.
- Chairs are molded with a one-piece shell. Available in Night (BLK), Cloud (IVC) or Shadow (SHW).
- Chair frame consists of 0.5" diameter solid steel rod available exclusively in a durable Chrome finish. No crossbar to interfere with feet or leg positions.
- Chairs can be ganged together using ganging clamp set 6970.
- Standard with shell-matching nylon glides (N1), suitable for carpet, rubber or concrete flooring.
- Check textile availability prior to specifying upholstery material.

OPTIONAL FEATURES



- All models are available with optional armcaps in Black self-skinned urethane (SSU), or in Black, White or Clear Grey finish hard plastic.
- Model 6963 armcaps can also be upholstered in the matching fabric, vinyl or leather.
- Glides with felt pads (FG) are available for vinyl sheet, cork or laminate flooring, please specify. Add \$37.
- Glides with felt pads (RG) are available for vinyl sheet, hardwood, laminate, stone or ceramic flooring, please specify. Add \$37.

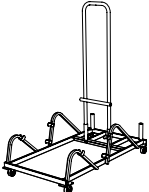

Please add option codes in the following order:

- **Model number**
6962 Armchair
6963 Armchair w/upholstered seat
- **Textile**
Specify textile code for seat (model 6963 only).
- **Shell color** (no upcharge)
(BLK) Night
(IVC) Cloud
(SHW) Shadow
- **Armcaps**
(NC) No armcaps.
(SS) Black SSU. Add \$66.
(GC) Clear Grey hard plastic. Add \$88
(H3) Black hard plastic. Add \$37.
(H4) White hard plastic. Add \$37.
(UP) Matching upholstery (upholstered model 6963 only). Add \$73.
- **Glides**
(N1) Standard nylon. No upcharge.
(FG) Felt. Add \$37.
(RG) Rubber. Add \$37.

EXAMPLE MODA ORDER CODE:

| | | | | |
|---------|---------|-------|---------|--------|
| 6963 | -HD05 | -IVC | -NC | -N1 |
| Model # | Textile | Shell | Armcaps | Glides |

| DESCRIPTION | FEATURES | MODEL # | STANDARD TEXTILE GRADES | | | | | | | | | | | | | | | |
|------------------------------------------------------------------------------------------------------------------------------------------------------------------------------------------------------------------------|----------------------------------------------------------------------------------------------------|---------|-------------------------|-------|--------------------------------------------|---------------------|-------|-----------------------------------------|--------|--------|---------------------------------------|--------|--------|--------|--|--|--|--|
| | | | 1 | 2 | 3 | 4 | 5 | 6 | 7 | 8 | 9 | 10 | 11 | 12 | | | | |
|  <p>Armchair COM Yardage: N/A Freight Class: 300 Product Weight (lbs.): 16 Cubic Feet Per Carton: 15.75</p> | <p>Polypropylene seat & back. Stacks 5 high on floor Stacks 14 high on dolly</p> | 6962 | \$690 | | | | | | | | | | | | | | | |
| | | | | | <p>OVERALL DIMENSIONS W D H</p> | | | <p>SEAT DIMENSIONS W D H</p> | | | <p>BACK DIMENSIONS W H</p> | | | | | | | |
| | | 25 | 25 | 31 | 20.5 | 18 | 17 | 20 | 15 | | | | | | | | | |
| | | | <p>RTA 1</p> | | | <p>2 per carton</p> | | | | | | | | | | | | |
|  <p>Armchair COM Yardage: 0.75 Freight Class: 300 Product Weight (lbs.): 17 Cubic Feet Per Carton: 15.75</p> | <p>Upholstered seat/polypropylene back. Stacks 4 high on floor Stacks 8 high on dolly.</p> | 6963 | \$829 | \$865 | \$892 | \$932 | \$988 | \$1014 | \$1065 | \$1147 | \$1210 | \$1281 | \$1423 | \$1578 | | | | |
| | | | | | <p>OVERALL DIMENSIONS W D H</p> | | | <p>SEAT DIMENSIONS W D H</p> | | | <p>BACK DIMENSIONS W H</p> | | | | | | | |
| | | 25 | 25 | 31 | 20.5 | 18 | 17.5 | 20 | 15 | | | | | | | | | |
| | | | <p>RTA 1</p> | | | <p>2 per carton</p> | | | | | | | | | | | | |

| DESCRIPTION | FEATURES | MODEL # | STANDARD TEXTILE GRADES | | | | | | | | | | | | |
|---------------------------------------------------------------------------------------------------------------------------------------------------------------------------------------------------------------------------------|------------------------------------------------------------------------------------|---------------------------|-------------------------|--------------|------------------------|------------|---------------|------------------------|----------|---|---|----|----|----|--|
| | | | 1 | 2 | 3 | 4 | 5 | 6 | 7 | 8 | 9 | 10 | 11 | 12 | |
|  <p>Medium Density Dolly COM Yardage: N/A Freight Class: 150 Product Weight (lbs.): 43 Cubic Feet Per Carton: 13.25</p> | For use w/ sled base chairs only | 6969 | \$1031 | | | | | | | | | | | | |
| | | OVERALL DIMENSIONS | | | SEAT DIMENSIONS | | | BACK DIMENSIONS | | | | | | | |
| | | W | D | H | W | D | H | W | H | | | | | | |
| | | 25 | 63 | 36.75 | - | - | - | - | - | | | | | | |
| | | | RTA 00 | FedEx | | ups | 1 per carton | | | | | | | | |
|  <p>Ganging Clamp COM Yardage: N/A Freight Class: 70 Product Weight (lbs.): 0.13 Cubic Feet Per Carton: 0.3</p> | Two per chair recommended. Packed 2 per bag For use w/ sled base chairs only | 6970 | \$60 | | | | | | | | | | | | |
| | | OVERALL DIMENSIONS | | | SEAT DIMENSIONS | | | BACK DIMENSIONS | | | | | | | |
| | | W | D | H | W | D | H | W | H | | | | | | |
| | | 3.0 | 1.5 | 0.75 | - | - | - | - | - | | | | | | |
| | | | RTA 00 | FedEx | | ups | 25 per carton | | | | | | | | |

POPCORN



model 6711



model 6712



model 6741TR



Hand Hold Feature



| | Chair Stacking Capability | | Stool Stacking Capability |
|--------------------|---------------------------|-----------------|---------------------------|
| | Stacks on floor | Stacks on dolly | Stacks on floor |
| Armless | | | |
| Polypropylene seat | up to 10 high | up to 34 high | up to 8 high |
| Upholstered seat | up to 8 high | up to 15 high | up to 8 high |
| With Arms | | | |
| Polypropylene seat | up to 10 high | up to 34 high | up to 8 high |
| Upholstered seat | up to 8 high | up to 15 high | up to 8 high |











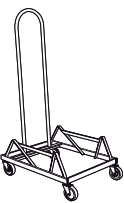





STANDARD FEATURES




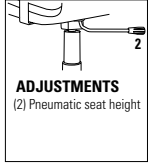

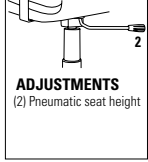

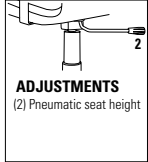
- Popcorn a high quality stacking chair that is ideal for multi-purpose stack applications within corporate, government and healthcare facilities.
- Chair frame is constructed of 1/2" diameter solid chrome steel rod available exclusively in a durable chrome finish. There is no crossbar to interfere with feet or leg positions. Chrome frame without glides is standard and suitable for cork, rubberized and carpeted floors.
- Wall saver frame design; the base touches the wall before the upper back to protect the wall from damage.
- Upper back features a cut out hand hold to assist in stacking and transportation.
- Seat and back is a one piece polypropylene shell for strength and ease of cleaning and disinfecting.
- Chairs can be ganged together using ganging clamp set (6626), providing a 2" space between armchair models and 5" space between armless models.
- Upholstered models are equipped with a smooth black shroud underneath the seat to help prevent frame imprints on the lower chair while stacked.
- Task chairs are available with a tablet. Tablet arms are extremely rugged and meets ANSI-BIFMA testing requirements. Tablet hinges up to allow ease of egress. Tablet slides forward and back to accommodate any body size comfortably. Tablet models do not stack.
- Standard tablet (D8) size is 18"D x 14.5"W and is made of Black polymer. Tablets are attached at the left or right (as seated) of the task chair.
- Popcorn beam seating consists of upper seat units (6717, 6719) including mounting brackets and all hardware necessary for attachment to beam.
- For all beam components, tables and a complete list of available upper seat units, see Beam Seating series.
- **Specifications and pricing are for 1 chair.**


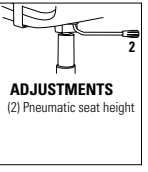




OPTIONAL FEATURES





- Polypropylene shell and coordinating arms are available in 14 designer colors. Choose from Buzz Blue (BZB), Cactus (CCT), Carrot (CRO), Cloud (IVC), Dijon (DJN), Eggplant (EGP), Fog (FOG), Frost (FRO), Ink (INK), Latte (LAB), Night (BLK), Sand (SND), Scarlet (SAR), and Shadow (SHW).
- An optional 18.5"D x 18.5"W high pressure laminate writing tablet is available. The core is hardwood veneer plywood with radiused edge finished in clear lacquer. This writing tablet is offered in the following finishes: Black (BLK), Clear Maple (CMB), Designer White (DWT) and Noce Grigio (NGL). Please specify. Add \$64.
- Check textile availability prior to specifying upholstery material.
- Chairs will have additional stitch details when upholstered in vinyl.
- For hard surface flooring casters on Task chairs, please specify (C9R). Add \$72.
- A selection of glide options is available. Glides must be chosen to best suit flooring type and site conditions.
- Clear polycarbonate glides (CG) are available for carpet, rubber or concrete flooring, please specify. Add \$18
- Glides with felt pads (FG) are available for vinyl sheet, cork or laminate flooring, please specify. Add \$34.
- Glides with rubber pads (RG) are available for vinyl, hardwood, laminate, stone or ceramic flooring, please specify. Add \$34.
- Glides with stainless steel pads (SG) are available for carpet or rubber flooring, specify. Add \$34.

| DESCRIPTION | FEATURES | MODEL# | STANDARD TEXTILE GRADES | | | | | | | | | | | |
|----------------------------------------------------------------------------------------------------------------------------------------------------------------------------------------------------------------------------------------------|----------------------------------------------------------------------------------------------|--------|---------------------------|----------|----------|------------------------|----------|----------|------------------------|----------|---|----|----|----|
| | | | 1 | 2 | 3 | 4 | 5 | 6 | 7 | 8 | 9 | 10 | 11 | 12 |
|  <p>Armchair COM Yardage: N/A Freight Class: 150 Product Weight (lbs.): 23.5 Cubic Feet Per Carton: 4.44 (4 per carton)</p> | <p>Polypropylene Seat and Back. Stacks 10 high on floor. Stacks 34 high on dolly</p> | 6710 | \$347 | | | | | | | | | | | |
| | | | OVERALL DIMENSIONS | | | SEAT DIMENSIONS | | | BACK DIMENSIONS | | | | | |
| | | | W | D | H | W | D | H | W | H | | | | |
| | | | 24.5 | 23.5 | 32.5 | 18 | 18 | 16.5 | 19.5 | 16 | | | | |
| | | | RTA 00 | | | | | | | | | | | |
|  <p>Armless Chair COM Yardage: N/A Freight Class: 150 Product Weight (lbs.): 17.25 Cubic Feet Per Carton: 14.75 (4 per carton)</p> | <p>Polypropylene Seat and Back. Stacks 10 high on floor. Stacks 34 high on dolly</p> | 6711 | \$228 | | | | | | | | | | | |
| | | | OVERALL DIMENSIONS | | | SEAT DIMENSIONS | | | BACK DIMENSIONS | | | | | |
| | | | W | D | H | W | D | H | W | H | | | | |
| | | | 20 | 23.5 | 32.5 | 18 | 18 | 16.5 | 19.5 | 16 | | | | |
| | | | RTA 00 | | | | | | | | | | | |

| DESCRIPTION | FEATURES | MODEL# | STANDARD TEXTILE GRADES | | | | | | | | | | | | | |
|---------------------------------------------------------------------------------------------------------------------------------------------------------------------------------------------------------------------------------------------|----------------------------------------------------------------------------------------------------|-------------|-------------------------------------------------------------------------------------------------------------------------------------------------------------------------------------------------------------------------------------------------------------|----------|----------|------------------------|----------|----------|------------------------|----------|-------|-------|-------|------|--|--|
| | | | 1 | 2 | 3 | 4 | 5 | 6 | 7 | 8 | 9 | 10 | 11 | 12 | | |
|  <p>Armchair COM Yardage: 0.75 Freight Class: 150 Product Weight (lbs.): 24.5 Cubic Feet Per Carton: 4.81 (4 per carton)</p> | Upholstered seat and Polypropylene Back Stacks 8 high on floor. Stacks 15 high on dolly | 6712 | \$454 | \$487 | \$506 | \$538 | \$582 | \$599 | \$637 | \$712 | \$744 | \$812 | \$905 | 1021 | | |
| | | | OVERALL DIMENSIONS | | | SEAT DIMENSIONS | | | BACK DIMENSIONS | | | | | | | |
| | | | W | D | H | W | D | H | W | H | | | | | | |
| | | | 24.5 | 23.5 | 32.5 | 18 | 18 | 17 | 19.5 | 15.5 | | | | | | |
| | | |    | | | | | | | | | | | | | |
|  <p>Armless Chair COM Yardage: 0.75 Freight Class: 250 Product Weight (lbs.): 16 Cubic Feet Per Carton: 9 (4 per carton)</p> | Upholstered seat and Polypropylene Back Stacks 8 high on floor. Stacks 15 high on dolly | 6713 | \$336 | \$367 | \$386 | \$419 | \$462 | \$479 | \$518 | \$591 | \$625 | \$696 | \$788 | 902 | | |
| | | | OVERALL DIMENSIONS | | | SEAT DIMENSIONS | | | BACK DIMENSIONS | | | | | | | |
| | | | W | D | H | W | D | H | W | H | | | | | | |
| | | | 20 | 23.5 | 32.5 | 18 | 18 | 17 | 19.5 | 15.5 | | | | | | |
| | | |  | | | | | | | | | | | | | |
|  <p>Medium Density Dolly COM Yardage: N/A Freight Class: 250 Product Weight (lbs.): 29 Cubic Feet Per Carton: 9</p> | For upholstered models Can stack chairs up to 15 high Fits through standard 80" door frame | 6714 | \$772 | - | - | - | - | - | - | - | - | - | - | - | | |
| | | | OVERALL DIMENSIONS | | | SEAT DIMENSIONS | | | BACK DIMENSIONS | | | | | | | |
| | | | W | D | H | W | D | H | W | H | | | | | | |
| | | | 23 | 31 | 18.5 | - | - | - | - | - | | | | | | |
| | | |    | | | | | | | | | | | | | |
|  <p>High Density Dolly COM Yardage: N/A Freight Class: 125 Product Weight (lbs.): 30 Cubic Feet Per Carton: 5.5</p> | For polypropylene models Can stack chairs up to 34 high Fits through standard 80" door frame | 6715 | \$772 | - | - | - | - | - | - | - | - | - | - | - | | |
| | | | OVERALL DIMENSIONS | | | SEAT DIMENSIONS | | | BACK DIMENSIONS | | | | | | | |
| | | | W | D | H | W | D | H | W | H | | | | | | |
| | | | 21.37 | 31.75 | 51.75 | - | - | - | - | - | | | | | | |
| | | |    | | | | | | | | | | | | | |
|  <p>Armless Seat Unit COM Yardage: N/A Freight Class: 150 Product Weight (lbs.): 17 Cubic Feet Per Carton: 6.5 (2 per carton)</p> | Polypropylene Seat and Back. Use with beam. | 6717 | \$354 | - | - | - | - | - | - | - | - | - | - | - | | |
| | | | OVERALL DIMENSIONS | | | SEAT DIMENSIONS | | | BACK DIMENSIONS | | | | | | | |
| | | | W | D | H | W | D | H | W | H | | | | | | |
| | | | 20 | 21 | 18 | 18 | 18 | - | 19.5 | 16 | | | | | | |
| | | |  | | | | | | | | | | | | | |

| DESCRIPTION | FEATURES | MODEL# | STANDARD TEXTILE GRADES | | | | | | | | | | | | |
|-----------------------------------------------------------------------------------------------------------------------------------------------------------------------------------------------------------------------------------------------------------|---------------------------------------------------------------------------------------------------------------------------------------------|---------------------------|----------------------------|------------------|------------------------|----------|----------|------------------------|----------|-------|-------|-------|-------|--------|--|
| | | | 1 | 2 | 3 | 4 | 5 | 6 | 7 | 8 | 9 | 10 | 11 | 12 | |
|  <p>Armless Seat Unit COM Yardage: 0.75 Freight Class: 150 Product Weight (lbs.): 18 Cubic Feet Per Carton: 6.5 (2 per carton)</p> | <p>Popcorn Upholstered Seat and Polypropylene Back. Use with beam.</p> | 6719 | \$462 | \$496 | \$518 | \$551 | \$599 | \$621 | \$667 | \$735 | \$789 | \$849 | \$970 | \$1102 | |
| | | OVERALL DIMENSIONS | | | SEAT DIMENSIONS | | | BACK DIMENSIONS | | | | | | | |
| | | W | D | H | W | D | H | W | H | | | | | | |
| | | 20 | 21 | 18 | 18 | 18 | - | 19.5 | 16 | | | | | | |
| | | | RTA 00 | | | | | | | | | | | | |
|  <p>Ganging Clamp Set - 2 Clamps COM Yardage: N/A Freight Class: 70 Product Weight (lbs.): 0.3 Cubic Feet Per Carton: 0.01 (1 set per carton)</p> | | 6626 | \$30 | - | - | - | - | - | - | - | - | - | - | - | |
| | | OVERALL DIMENSIONS | | | SEAT DIMENSIONS | | | BACK DIMENSIONS | | | | | | | |
| | | W | D | H | W | D | H | W | H | | | | | | |
| | | 1 | 6.5 | 00.75 | - | - | - | - | - | | | | | | |
| | | | RTA 00 | | | | | | | | | | | | |
|  <p>Armless Task COM Yardage: N/A Freight Class: 250 Product Weight (lbs.): 31 Cubic Feet Per Carton: 14.25</p> |  <p>ADJUSTMENTS (2) Pneumatic seat height</p> | List price | | 6741 | 504 | | | | | | | | | | |
| | | OVERALL DIMENSIONS | | | SEAT DIMENSIONS | | | BACK DIMENSIONS | | | | | | | |
| | | W | D | H | W | D | H | W | H | | | | | | |
| | | 20 | 23 | 30.5 | 18 | 18 | 15.5 | 19.5 | 16 | | | | | | |
| | | | RTA 00 1 per carton | | | | | | | | | | | | |
|  <p>Armless Task w/Tablet COM Yardage: N/A Freight Class: 250 Product Weight (lbs.): 40 Cubic Feet Per Carton: 15.75</p> |  <p>ADJUSTMENTS (2) Pneumatic seat height</p> | List price | | 6741TR 6741TL | 842 | | | | | | | | | | |
| | | OVERALL DIMENSIONS | | | SEAT DIMENSIONS | | | BACK DIMENSIONS | | | | | | | |
| | | W | D | H | W | D | H | W | H | | | | | | |
| | | 24.75 | 26 | 30.5 | 18 | 18 | 15.5 | 19.5 | 16 | | | | | | |
| | | | RTA 00 1 per carton | | | | | | | | | | | | |
|  <p>Armless Task COM Yardage: 0.75 Freight Class: 250 Product Weight (lbs.): 33 Cubic Feet Per Carton: 14.25</p> |  <p>ADJUSTMENTS (2) Pneumatic seat height</p> | 6743 | 617 | 650 | 670 | 706 | 754 | 774 | 819 | 890 | 941 | 1003 | 1125 | 1257 | |
| | | OVERALL DIMENSIONS | | | SEAT DIMENSIONS | | | BACK DIMENSIONS | | | | | | | |
| | | W | D | H | W | D | H | W | H | | | | | | |
| | | 20 | 23 | 30.5 | 18 | 18 | 16 | 19.5 | 16 | | | | | | |
| | | | RTA 00 1 per carton | | | | | | | | | | | | |

| DESCRIPTION | FEATURES | MODEL# | STANDARD TEXTILE GRADES | | | | | | | | | | | | | |
|---------------------------------------------------------------------------------------------------------------------------------------------------------------------------------------------------------------------------------------------------|-------------------------------------------------------------------------------------------------------------------------------------------|----------------------------------------|---------------------------|----------|----------|------------------------|----------|----------|------------------------|----------|------|-----------------------------------|------|------|--|--|
| | | | 1 | 2 | 3 | 4 | 5 | 6 | 7 | 8 | 9 | 10 | 11 | 12 | | |
|  <p>Armless Task w/Tablet COM Yardage: 0.75 Freight Class: 250 Product Weight (lbs.): 42 Cubic Feet Per Carton: 15.75</p> |  <p>ADJUSTMENTS (2) Pneumatic seat height</p> | <p>6743TR 6743TL</p> | 955 | 984 | 1004 | 1035 | 1081 | 1101 | 1141 | 1207 | 1254 | 1312 | 1423 | 1545 | | |
| | | | OVERALL DIMENSIONS | | | SEAT DIMENSIONS | | | BACK DIMENSIONS | | | | | | | |
| | | | W | D | H | W | D | H | W | H | | | | | | |
| | | | 24.75 | 26 | 30.5 | 18 | 18 | 16 | 19.5 | 16 | | | | | | |
| | | | | | | | | | | | | <p>RTA 00 1 per carton</p> | | | | |
|  <p>Barstool w/Arms COM Yardage: N/A Freight Class: 250 Product Weight (lbs.): 29 Cubic Feet Per Carton: 21.50 (2 per carton)</p> | <p>Polypropylene Seat and Back. Stacks 8 high on floor.</p> | <p>6710BS</p> | 561 | | | | | | | | | | | | | |
| | | | OVERALL DIMENSIONS | | | SEAT DIMENSIONS | | | BACK DIMENSIONS | | | | | | | |
| | | | W | D | H | W | D | H | W | H | | | | | | |
| | | | 24.5 | 25.5 | 44.5 | 18 | 18 | 29 | 19.5 | 16 | | | | | | |
| | | | | | | | | | | | | <p>RTA 00</p> | | | | |
|  <p>Counter stool w/Arms COM Yardage: N/A Freight Class: 250 Product Weight (lbs.): 24 Cubic Feet Per Carton: 21.50 (2 per carton)</p> | <p>Polypropylene Seat and Back. Stacks 8 high on floor.</p> | <p>6710CS</p> | 561 | | | | | | | | | | | | | |
| | | | OVERALL DIMENSIONS | | | SEAT DIMENSIONS | | | BACK DIMENSIONS | | | | | | | |
| | | | W | D | H | W | D | H | W | H | | | | | | |
| | | | 24.5 | 25.5 | 40.5 | 18 | 18 | 24 | 19.5 | 16 | | | | | | |
| | | | | | | | | | | | | <p>RTA 00</p> | | | | |
|  <p>Armless Barstool COM Yardage: N/A Freight Class: 250 Product Weight (lbs.): 27 Cubic Feet Per Carton: 17.50 (2 per carton)</p> | <p>Polypropylene Seat and Back. Stacks 8 high on floor.</p> | <p>6711BS</p> | 405 | | | | | | | | | | | | | |
| | | | OVERALL DIMENSIONS | | | SEAT DIMENSIONS | | | BACK DIMENSIONS | | | | | | | |
| | | | W | D | H | W | D | H | W | H | | | | | | |
| | | | 20 | 25.5 | 44.5 | 18 | 18 | 29 | 19.5 | 16 | | | | | | |
| | | | | | | | | | | | | <p>RTA 00</p> | | | | |
|  <p>Armless Counter Stool COM Yardage: N/A Freight Class: 250 Product Weight (lbs.): 22 Cubic Feet Per Carton: 17.50 (2 per carton)</p> | <p>Polypropylene Seat and Back. Stacks 8 high on floor.</p> | <p>6711CS</p> | 405 | | | | | | | | | | | | | |
| | | | OVERALL DIMENSIONS | | | SEAT DIMENSIONS | | | BACK DIMENSIONS | | | | | | | |
| | | | W | D | H | W | D | H | W | H | | | | | | |
| | | | 20 | 25.5 | 40.5 | 18 | 18 | 24 | 19.5 | 16 | | | | | | |
| | | | | | | | | | | | | <p>RTA 00</p> | | | | |

| DESCRIPTION | FEATURES | MODEL# | STANDARD TEXTILE GRADES | | | | | | | | | | | |
|--------------------------------------------------------------------------------------------------------------------------------------------------------------------------------------------------------------------------------------------------|----------------------------------------------------------------------------|---------------|---------------------------|----------|----------|------------------------|----------|----------|------------------------|----------|--------|--------|--------|--------|
| | | | 1 | 2 | 3 | 4 | 5 | 6 | 7 | 8 | 9 | 10 | 11 | 12 |
|  <p>Barstool w/Arms COM Yardage: 0.75 Freight Class: 150 Product Weight (lbs.): 24.5 Cubic Feet Per Carton: 4.81 (2 per carton)</p> | <p>Upholstered seat and Polypropylene Back Stacks 8 high on floor.</p> | 6712BS | \$674 | \$707 | \$728 | \$762 | \$809 | \$832 | \$878 | \$947 | \$998 | \$1060 | \$1181 | \$1312 |
| | | | OVERALL DIMENSIONS | | | SEAT DIMENSIONS | | | BACK DIMENSIONS | | | | | |
| | | | W | D | H | W | D | H | W | H | | | | |
| | | | 24.5 | 25.5 | 44.5 | 18 | 18 | 29.5 | 19.5 | 16 | | | | |
| | | | RTA 00 | | | | | | | | | | | |
|  <p>Counter Stool w/Arms COM Yardage: 0.75 Freight Class: 150 Product Weight (lbs.): 24.5 Cubic Feet Per Carton: 4.81 (2 per carton)</p> | <p>Upholstered seat and Polypropylene Back Stacks 8 high on floor.</p> | 6712CS | \$674 | \$708 | \$730 | \$763 | \$811 | \$833 | \$879 | \$947 | \$1001 | \$1061 | \$1182 | \$1314 |
| | | | OVERALL DIMENSIONS | | | SEAT DIMENSIONS | | | BACK DIMENSIONS | | | | | |
| | | | W | D | H | W | D | H | W | H | | | | |
| | | | 24.5 | 25.5 | 18 | 18 | 18 | 24.5 | 19.5 | 16 | | | | |
| | | | RTA 00 | | | | | | | | | | | |
|  <p>Armless Barstool COM Yardage: 0.75 Freight Class: 250 Product Weight (lbs.): 29 Cubic Feet Per Carton: 9 (2 per carton)</p> | <p>Upholstered seat and Polypropylene Back Stacks 8 high on floor.</p> | 6713BS | \$551 | \$584 | \$605 | \$639 | \$686 | \$709 | \$755 | \$824 | \$875 | \$937 | \$1058 | \$1189 |
| | | | OVERALL DIMENSIONS | | | SEAT DIMENSIONS | | | BACK DIMENSIONS | | | | | |
| | | | W | D | H | W | D | H | W | H | | | | |
| | | | 20 | 25.5 | 18 | 18 | 18 | 29.5 | 19.5 | 16 | | | | |
| | | | RTA 00 | | | | | | | | | | | |
|  <p>Armless Counter Stool COM Yardage: 0.75 Freight Class: 250 Product Weight (lbs.): 29 Cubic Feet Per Carton: 9 (2 per carton)</p> | <p>Upholstered seat and Polypropylene Back Stacks 8 high on floor.</p> | 6713CS | \$551 | \$584 | \$605 | \$639 | \$686 | \$709 | \$755 | \$824 | \$875 | \$937 | \$1058 | \$1189 |
| | | | OVERALL DIMENSIONS | | | SEAT DIMENSIONS | | | BACK DIMENSIONS | | | | | |
| | | | W | D | H | W | D | H | W | H | | | | |
| | | | 20 | 25.5 | 18 | 18 | 18 | 24.5 | 19.5 | 16 | | | | |
| | | | RTA 00 | | | | | | | | | | | |

REBOUND™



Model R5APUG
Armchair, Upholstered Seat



Model R5CSAPUG
Counter Stool, Arms, Upholstered Seat

| | Chair Stacking Capability | | Stools Stacking Capability |
|---------------------------------------------------|---------------------------|------------------------|----------------------------|
| | stacks on floor | stacks on dolly (RDOL) | stacks on floor only |
| Four-Leg (Glide/Caster) + Sled Base Models | | | |
| Polypropylene | up to 5 high | up to 10 high | up to 5 high |
| Upholstered seat | up to 5 high | up to 10 high | up to 5 high |

EXAMPLE REBOUND ORDER CODE:

| | | | | |
|---------|----------------------------|--------------|--------------|------------|
| R5APUG | CCT | BL20 | CHM | NM |
| Model # | Back, seat and arm Textile | Seat Textile | Frame Finish | Glide Type |






STANDARD FEATURES






- Designed by Alessandro Piretti, the Rebound series has a flexible back designed for ultimate comfort in multi-purpose seating. The series includes: four-leg and sled base chairs and four leg counter and bar stools.
- Features a cleanable, easy to wipe down, all polypropylene shell design in a wide variety of finishes.
- Models available with all polypropylene back/seat or polypropylene back/upholstered seat.
- Models available with or without arms. Arms match selected shell finish.
- Four leg and sled base models have tubular steel bases available in a wide variety of painted and metallic finishes.
- Chairs with four legs are available with glides (G suffix models) and casters (C suffix models). Select from a variety of glide types to best suit the flooring type and site conditions. See upcharges.
- Sled base chairs are available with either Black or White nylon glides.
- Four leg (glide and caster) chairs and sled base chairs are stackable up to 5 high on floor and 10 high on dolly (RDOL). Models with upholstered seats stack 5 high on floor and 10 high on the dolly. Counter and Bar stools stack up to 5 high on floor.
- All models are equipped with a color coordinated under seat shroud.
- Due to the flex back design, it is recommended the chair be positioned away from wall for use.
- Upholstery seat options: fabric, coated materials (such as vinyl) or leather
- The series is designed for use across a range of facilities and is covered under Global's limited lifetime warranty for single-shift use. Specify from approved textiles.
- Active weight capacity is 300 lbs. for four leg seating with casters, 400 lbs. for seating on glides.






OPTIONAL FEATURES



Please add option codes in the following order:

- **Model number**
R5_ _ _ (G or C) Four-legged chair, glides or casters
R6_ _ _ Sled Base
R5BS_ _ _ Bar stool
R5CS_ _ _ Counter stool
RDOL Stacking Dolly
- **Back seat and arm finish**
(BZB) Buzz Blue (CCT) Cactus
(CRO) Carrot (IVC) Cloud
(DJN) Dijon (EGP) Eggplant
(FOG) Fog (FRO) Frost
(INK) Ink (LAB) Latte
(BLK) Night (SND) Sand
(SAR) Scarlet (SHW) Shadow
- **Seat textile** (PU models)
Specify textile
- **Frame finish**
Painted Finishes:
Black (TBL) Buzz Blue (TBZ)
Cactus (TCC) Carrot (TCR)
Cloud (TIV) Designer White (TDW)
Dijon (TDJ) Eggplant (TEG)
Fog (TFO) Frost (TFR)
Ink (TIN) Kalua (TKA)
Latte (TLA) Mocha (TMO)
Nevada (TNE) Sand (TSN)
Scarlet (TSR) Shadow (TSH)
Toast (TOA) Tungsten (TTU)
- **Metallics:** Chair Counter/Bar
(CHM) Chrome Add \$39 \$71
(BCH) Brushed Chrome Add \$139 \$231
(SBR) Satin Brass Add \$206 \$338
(ACO) Antique Copper Add \$206 \$338
- **Glide type** (chairs and stools with four legs)
(BG) Black nylon glide for most floor surfaces.
(NM) White nylon Glide non-marking glide for most floor surfaces
(FG) Felt glide for most hard floor surfaces. Add \$34.
(RG) Rubber non-slip glide for most hard floor surfaces. Add \$34.
(SG) Steel cushioned glide for carpeted surfaces. Add \$34
- **Glide type** (sled base models)
(GL) Black nylon glide for most floor surfaces.
(NM) White nylon glide for most floor surfaces.
- **Caster type** (caster chair models)
(DC) 2" Caster for Carpeted Surfaces
(RC) 2" Caster for Most Hard Floor Surfaces. Add \$50.

| DESCRIPTION | | MODEL#/ FEATURES | STANDARD TEXTILE GRADES | | | | | | | | | | | |
|---------------------------------------------------------------------------------------------------------------------------------------------------------|--|----------------------------------------------------------------------------------------------------------------------------------|---------------------------|----------|---------------|-----------------------------------------------------------------|----------|----------|------------------------|----------|------|------|------|------|
| | | | 1/COM | 2 | 3 | 4 | 5 | 6 | 7 | 8 | 9 | 10 | 11 | 12 |
|  | | R5APPG Glides | 559 | | | | | | | | | | | |
| | | R5APPC Casters | 615 | | | | | | | | | | | |
| | | | OVERALL DIMENSIONS | | | SEAT DIMENSIONS | | | BACK DIMENSIONS | | | | | |
| | | | W | D | H | W | D | H | W | H | | | | |
| | | | 26.25 | 20.5 | 32.75 | 19.25 | 17.75 | 17.5 | 18.5 | 15.25 | | | | |
| | | | | | | | | | | | | | | |
| Armchair, Polypropylene Seat COM Yardage: N/A Freight Class: 300 Product Weight (lbs.): 13.5 Cubic Feet Per Carton: 7.63 | | Active weight with casters 300 lbs. Active weight with glides 400 lbs. Stacks 5 high on floor. Stacks 10 high on dolly. | | | RTA 00 | 2 per carton (pricing and specifications are for one seat unit) | | | | | | | | |
|  | | R5APUG Glides | 724 | 748 | 767 | 795 | 834 | 850 | 884 | 937 | 977 | 1021 | 1111 | 1207 |
| | | R5APUC Casters | 780 | 804 | 823 | 851 | 890 | 906 | 940 | 993 | 1033 | 1077 | 1167 | 1263 |
| | | | OVERALL DIMENSIONS | | | SEAT DIMENSIONS | | | BACK DIMENSIONS | | | | | |
| | | | W | D | H | W | D | H | W | H | | | | |
| | | | 26.25 | 20.5 | 32.75 | 19.25 | 17.75 | 18.5 | 18.5 | 15.25 | | | | |
| | | | | | | | | | | | | | | |
| Armchair, Upholstered Seat COM Yardage: 0.75 Freight Class: 300 Product Weight (lbs.): 14.5 Cubic Feet Per Carton: 7.63 | | Active weight with casters 300 lbs. Active weight with glides 400 lbs. Stacks 5 high on floor. Stacks 10 high on dolly. | | | RTA 00 | 2 per carton (pricing and specifications are for one seat unit) | | | | | | | | |
|  | | R5NPPG Glides | 448 | | | | | | | | | | | |
| | | R5NPPC Casters | 504 | | | | | | | | | | | |
| | | | OVERALL DIMENSIONS | | | SEAT DIMENSIONS | | | BACK DIMENSIONS | | | | | |
| | | | W | D | H | W | D | H | W | H | | | | |
| | | | 22 | 20.5 | 32.75 | 19.25 | 17.75 | 17.5 | 18.5 | 15.25 | | | | |
| | | | | | | | | | | | | | | |
| Armless Chair, Polypropylene Seat COM Yardage: N/A Freight Class: 300 Product Weight (lbs.): 12.25 Cubic Feet Per Carton: 6.38 | | Active weight with casters 300 lbs. Active weight with glides 400 lbs. Stacks 5 high on floor. Stacks 10 high on dolly. | | | RTA 00 | 2 per carton (pricing and specifications are for one seat unit) | | | | | | | | |
|  | | R5NPUG Glides | 613 | 637 | 656 | 684 | 723 | 739 | 773 | 826 | 866 | 910 | 1000 | 1096 |
| | | R5NPUC Casters | 669 | 693 | 712 | 740 | 779 | 795 | 829 | 882 | 922 | 966 | 1056 | 1152 |
| | | | OVERALL DIMENSIONS | | | SEAT DIMENSIONS | | | BACK DIMENSIONS | | | | | |
| | | | W | D | H | W | D | H | W | H | | | | |
| | | | 22 | 20.5 | 32.75 | 19.25 | 17.75 | 18.5 | 18.5 | 14.25 | | | | |
| | | | | | | | | | | | | | | |
| Armless Chair, Upholstered Seat COM Yardage: 0.75 Freight Class: 300 Product Weight (lbs.): 12.25 Cubic Feet Per Carton: 6.38 | | Active weight with casters 300 lbs. Active weight with glides 400 lbs. Stacks 5 high on floor. Stacks 10 high on dolly. | | | RTA 00 | 2 per carton (pricing and specifications are for one seat unit) | | | | | | | | |
|  | | R6APP | 591 | | | | | | | | | | | |
| | | | | | | | | | | | | | | |
| | | | OVERALL DIMENSIONS | | | SEAT DIMENSIONS | | | BACK DIMENSIONS | | | | | |
| | | | W | D | H | W | D | H | W | H | | | | |
| | | | 26.25 | 21.5 | 32.75 | 19.25 | 17.75 | 17.5 | 18.5 | 15.25 | | | | |
| | | | | | | | | | | | | | | |
| Armchair, Polypropylene Seat, Sled Base COM Yardage: N/A Freight Class: 300 Product Weight (lbs.): 13.75 Cubic Feet Per Carton: 7.63 | | Active weight 400 lbs. Stacks 5 high on floor. Stacks 10 high on dolly. | | | RTA 00 | 2 per carton (pricing and specifications are for one seat unit) | | | | | | | | |

| DESCRIPTION | MODEL#/ FEATURES | STANDARD TEXTILE GRADES | | | | | | | | | | | |
|-----------------------------------------------------------------------------------------------------------------------------------------------------------------------------------------------------------------------------------------------------------|--------------------------------------------------------------------------------------------------------------------|--------------------------------------------------------------------------------------|----------|----------|------------------------|----------|----------|------------------------|----------|------|------|------|------|
| | | 1/COM | 2 | 3 | 4 | 5 | 6 | 7 | 8 | 9 | 10 | 11 | 12 |
|  <p>Armchair, Upholstered Seat, Sled Base COM Yardage: 0.75 Freight Class: 300 Product Weight (lbs.): 14.75 Cubic Feet Per Carton: 7.63</p> | <p>R6APU</p> <p>Active weight 400 lbs. Stacks 5 high on floor. Stacks 10 high on dolly.</p> | 755 | 779 | 798 | 826 | 865 | 881 | 915 | 968 | 1008 | 1052 | 1142 | 1238 |
| | | OVERALL DIMENSIONS | | | SEAT DIMENSIONS | | | BACK DIMENSIONS | | | | | |
| | | W | D | H | W | D | H | W | H | | | | |
| | | 26.25 | 21.5 | 32.75 | 19.25 | 17.75 | 18.5 | 18.5 | 14.25 | | | | |
| | | <p>RTA 00 2 per carton (pricing and specifications are for one seat unit)</p> | | | | | | | | | | | |
|  <p>Armless Chair, Polypropylene Seat, Sled Base COM Yardage: N/A Freight Class: 300 Product Weight (lbs.): 12.25 Cubic Feet Per Carton: 6.38</p> | <p>R6NPP</p> <p>Active weight 400 lbs. Stacks 5 high on floor. Stacks 10 high on dolly.</p> | 480 | | | | | | | | | | | |
| | | OVERALL DIMENSIONS | | | SEAT DIMENSIONS | | | BACK DIMENSIONS | | | | | |
| | | W | D | H | W | D | H | W | H | | | | |
| | | 22 | 21.5 | 32.75 | 19.25 | 17.75 | 17.5 | 18.5 | 15.25 | | | | |
| | | <p>RTA 00 2 per carton (pricing and specifications are for one seat unit)</p> | | | | | | | | | | | |
|  <p>Armless Chair, Upholstered Seat, Sled Base COM Yardage: 0.75 Freight Class: 250 Product Weight (lbs.): 13.25 Cubic Feet Per Carton: 6.38</p> | <p>R6NPU</p> <p>Active weight 400 lbs. Stacks 5 high on floor. Stacks 10 high on dolly.</p> | 644 | 668 | 687 | 715 | 754 | 770 | 804 | 857 | 897 | 941 | 1031 | 1127 |
| | | OVERALL DIMENSIONS | | | SEAT DIMENSIONS | | | BACK DIMENSIONS | | | | | |
| | | W | D | H | W | D | H | W | H | | | | |
| | | 22 | 21.5 | 32.75 | 19.25 | 17.75 | 18.5 | 18.5 | 14.25 | | | | |
| | | <p>RTA 00 2 per carton (pricing and specifications are for one seat unit)</p> | | | | | | | | | | | |
|  <p>Counter Stool, Arms, Polypropylene Seat COM Yardage: N/A Freight Class: 300 Product Weight (lbs.): 16 Cubic Feet Per Carton: 8.88</p> | <p>R5CSAPP</p> <p>Polypropylene seat & back. Active weight 400 lbs. Stacks 5 high on floor.</p> | 658 | | | | | | | | | | | |
| | | OVERALL DIMENSIONS | | | SEAT DIMENSIONS | | | BACK DIMENSIONS | | | | | |
| | | W | D | H | W | D | H | W | H | | | | |
| | | 26.25 | 21.75 | 38.25 | 19.25 | 17.75 | 23.75 | 18.5 | 15.25 | | | | |
| | | <p>RTA 00 2 per carton (pricing and specifications are for one seat unit)</p> | | | | | | | | | | | |
|  <p>Counter Stool, Arms, Upholstered Seat COM Yardage: 0.75 Freight Class: 300 Product Weight (lbs.): 17 Cubic Feet Per Carton: 8.88</p> | <p>R5CSAPU</p> <p>Active weight 400 lbs. Stacks 5 high on floor.</p> | 822 | 846 | 865 | 893 | 932 | 948 | 982 | 1035 | 1075 | 1119 | 1209 | 1305 |
| | | OVERALL DIMENSIONS | | | SEAT DIMENSIONS | | | BACK DIMENSIONS | | | | | |
| | | W | D | H | W | D | H | W | H | | | | |
| | | 26.25 | 21.75 | 38.25 | 19.25 | 17.75 | 23.75 | 18.5 | 15.25 | | | | |
| | | <p>RTA 00 2 per carton (pricing and specifications are for one seat unit)</p> | | | | | | | | | | | |

| DESCRIPTION | MODEL#/ FEATURES | STANDARD TEXTILE GRADES | | | | | | | | | | | |
|-------------------------------------------------------------------------------------------------------------------------------------------------------------------------------------------------------------------------------------------------------|-----------------------------------------------------------------------------------------------------------------|----------------------------------------------------------------------------------------|----------|----------|------------------------|----------|----------|------------------------|----------|---|----|----|----|
| | | 1/COM | 2 | 3 | 4 | 5 | 6 | 7 | 8 | 9 | 10 | 11 | 12 |
|  <p>Armless Counter Stool, Polypropylene Seat COM Yardage: N/A Freight Class: 300 Product Weight (lbs.): 14.5 Cubic Feet Per Carton: 8.88</p> | <p>R5CSNPP Polypropylene seat & back. Active weight 400 lbs. Stacks 5 high on floor.</p> | 547 | | | | | | | | | | | |
| | | OVERALL DIMENSIONS | | | SEAT DIMENSIONS | | | BACK DIMENSIONS | | | | | |
| | | W | D | H | W | D | H | W | H | | | | |
| | | 22 | 21.75 | 38.25 | 19.25 | 17.75 | 23.75 | 18.5 | 15.25 | | | | |
| | | <p>RTA 00 2 per carton (pricing and specifications are for one seat unit)</p> | | | | | | | | | | | |
|  <p>Armless Counter Stool, Upholstered Seat COM Yardage: 0.75 Freight Class: 300 Product Weight (lbs.): 15.5 Cubic Feet Per Carton: 8.88</p> | <p>R5CSNPU Active weight 400 lbs. Stacks 5 high on floor.</p> | 1/COM 2 3 4 5 6 7 8 9 10 11 12 712 736 755 783 822 838 872 925 965 1009 1099 1195 | | | | | | | | | | | |
| | | OVERALL DIMENSIONS | | | SEAT DIMENSIONS | | | BACK DIMENSIONS | | | | | |
| | | W | D | H | W | D | H | W | H | | | | |
| | | 22 | 21.75 | 38.25 | 19.25 | 17.75 | 24.75 | 18.5 | 14.25 | | | | |
| | | <p>RTA 00 2 per carton (pricing and specifications are for one seat unit)</p> | | | | | | | | | | | |
|  <p>Bar Stool, Arms, Polypropylene Seat COM Yardage: N/A Freight Class: 300 Product Weight (lbs.): 16.75 Cubic Feet Per Carton: 9.75</p> | <p>R5BSAPP Polypropylene seat & back. Active weight 400 lbs. Stacks 5 high on floor.</p> | 1/COM 2 3 4 5 6 7 8 9 10 11 12 671 | | | | | | | | | | | |
| | | OVERALL DIMENSIONS | | | SEAT DIMENSIONS | | | BACK DIMENSIONS | | | | | |
| | | W | D | H | W | D | H | W | H | | | | |
| | | 26.25 | 21.75 | 43.25 | 19.25 | 17.75 | 28.75 | 18.5 | 15.25 | | | | |
| | | <p>RTA 00 2 per carton (pricing and specifications are for one seat unit)</p> | | | | | | | | | | | |
|  <p>Bar Stool, Arms, Upholstered Seat COM Yardage: 0.75 Freight Class: 300 Product Weight (lbs.): 17.75 Cubic Feet Per Carton: 9.75</p> | <p>R5BSAPU Active weight 400 lbs. Stacks 5 high on floor.</p> | 1/COM 2 3 4 5 6 7 8 9 10 11 12 836 860 879 907 946 962 996 1049 1089 1133 1223 1319 | | | | | | | | | | | |
| | | OVERALL DIMENSIONS | | | SEAT DIMENSIONS | | | BACK DIMENSIONS | | | | | |
| | | W | D | H | W | D | H | W | H | | | | |
| | | 26.25 | 21.75 | 43.25 | 19.25 | 17.75 | 29.75 | 18.5 | 14.25 | | | | |
| | | <p>RTA 00 2 per carton (pricing and specifications are for one seat unit)</p> | | | | | | | | | | | |
|  <p>Armless Bar Stool, Polypropylene Seat COM Yardage: N/A Freight Class: 300 Product Weight (lbs.): 14.5 Cubic Feet Per Carton: 8.25</p> | <p>R5BSNPP Polypropylene seat & back. Active weight 400 lbs. Stacks 5 high on floor.</p> | 1/COM 2 3 4 5 6 7 8 9 10 11 12 560 | | | | | | | | | | | |
| | | OVERALL DIMENSIONS | | | SEAT DIMENSIONS | | | BACK DIMENSIONS | | | | | |
| | | W | D | H | W | D | H | W | H | | | | |
| | | 26.25 | 21.75 | 43.25 | 19.25 | 17.75 | 28.75 | 18.5 | 15.25 | | | | |
| | | <p>RTA 00 2 per carton (pricing and specifications are for one seat unit)</p> | | | | | | | | | | | |

| DESCRIPTION | MODEL#/ FEATURES | STANDARD TEXTILE GRADES | | | | | | | | | | | |
|--------------------------------------------------------------------------------------------------------------------------------------------------------------------------------------------------------------------------------------------------------------------------------------------------------------------------------------|------------------|---------------------------|----------|----------|------------------------|---------------|-----------------------------------------------------------------|------------------------|----------|-----|------|------|------|
| | | 1/COM | 2 | 3 | 4 | 5 | 6 | 7 | 8 | 9 | 10 | 11 | 12 |
|  <p>Armless Bar Stool, Upholstered Seat COM Yardage: 0.75 Freight Class: 300 Product Weight (lbs.): 15.5 Cubic Feet Per Carton: 8.25</p> | R5BSNPU | 725 | 749 | 768 | 796 | 835 | 851 | 885 | 938 | 978 | 1022 | 1112 | 1208 |
| | | OVERALL DIMENSIONS | | | SEAT DIMENSIONS | | | BACK DIMENSIONS | | | | | |
| | | W | D | H | W | D | H | W | H | | | | |
| | | 26.25 | 21.75 | 43.25 | 19.25 | 17.75 | 29.75 | 18.5 | 14.25 | | | | |
| | | | | | | RTA 00 | 2 per carton (pricing and specifications are for one seat unit) | | | | | | |
|  <p>Stacking Dolly COM Yardage: N/A Freight Class: 150 Product Weight (lbs.): 18 Cubic Feet Per Carton: 4.4</p> | RDOL | 426 | | | | | | | | | | | |
| | | OVERALL DIMENSIONS | | | | | | | | | | | |
| | | W | D | H | | | | | | | | | |
| | | 23.75 | 21.25 | 12.25 | | | | | | | | | |
| | | | | | | RTA 00 | | | | | | | |

MULTI-PURPOSE

ROMA® NESTER R

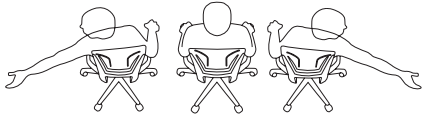
ROMA® NESTER



model 1898



model 1899



(Models 1890 and 1900)

The Polypropylene Medium Back and the Upholstered Medium Back feature a flexible back construction that provides support, proper spinal alignment and comfort when moving or reaching in a seated position.

STANDARD FEATURES




- Flexible, elegant and affordable, Roma offers a family of seating with simple clean lines.
- Please see Work + Task section for additional Roma models.
- Four back versions are available. Choose from Mesh, Flexible Polypropylene or Honeycomb Polypropylene back.
- Models upholstered in leather have a curved seam across the seat.
- Flexible polypropylene back chair features a built in lumbar support designed to move as you move and is available exclusively in black.
- The horizontal nesting chairs are easy to store. Simply flip the seat upward and then roll into nesting position, like a shopping cart.
- When nesting horizontal nesting chairs, each additional chair adds 8" to depth.
- Arms are durable fiberglass reinforced Nylon, fixed height. Armcaps are durable Polyurethane (SSU), soft and warm to the touch.
- C1 casters are standard.




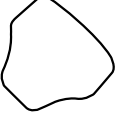
OPTIONAL FEATURES

- Breathable mesh back is available in six colors. Choose from Autumn Orange (AO), Spring Green (SG) Winter Grey (WG), Midnight Black (MB), Summer Blue (SB), Fall Burgundy (FB).
- Nesting chairs are standard in Black (TBL), Tungsten (TTU) or Shadow (TSH). Optional Chrome (CHM) frame is available. Add \$44.
- Check textile availability prior to specifying upholstery material.



Stitch detail on Leather upholstered seat

| DESCRIPTION | FEATURES | MODEL# | STANDARD TEXTILE GRADES | | | | | | | | | | | | | |
|---------------------------------------------------------------------------------------------------------------------------------------------------------------------------------------------------------------------------------------------------------------|-----------------------------------------------------------|---------------------------|-------------------------|----------|------------------------|----------|----------|------------------------|----------|--------|--------|--------|--------|--------|--|--|
| | | | 1 | 2 | 3 | 4 | 5 | 6 | 7 | 8 | 9 | 10 | 11 | 12 | | |
|  <p>Honeycomb MB - Armless Flip Seat Nesting Chair COM Yardage: 1 Freight Class: 250 Product Weight (lbs.): 29 Cubic Feet Per Carton: 13.75</p> | <p>Nesting chair.</p> <p>Ergonomic Features: M, N</p> | 1888 | \$722 | \$759 | \$788 | \$828 | \$889 | \$908 | \$961 | \$1059 | \$1108 | \$1198 | \$1320 | \$1477 | | |
| | | OVERALL DIMENSIONS | | | SEAT DIMENSIONS | | | BACK DIMENSIONS | | | | | | | | |
| | | W | D | H | W | D | H | W | H | | | | | | | |
| | | 24.5 | 23.5 | 36 | 19.5 | 17 | 18 | 18.5 | 18 | | | | | | | |
|  <p>Mesh MB - Armless Flip Seat Nesting Chair COM Yardage: 1 Freight Class: 250 Product Weight (lbs.): 29 Cubic Feet Per Carton: 13.75</p> | <p>Nesting chair.</p> <p>Ergonomic Features: M, N</p> | 1889 | \$712 | \$750 | \$779 | \$820 | \$880 | \$898 | \$953 | \$1051 | \$1099 | \$1191 | \$1314 | \$1468 | | |
| | | OVERALL DIMENSIONS | | | SEAT DIMENSIONS | | | BACK DIMENSIONS | | | | | | | | |
| | | W | D | H | W | D | H | W | H | | | | | | | |
| | | 24.5 | 23.5 | 36 | 19.5 | 17 | 18 | 18.5 | 18 | | | | | | | |
|  <p>Polypropylene MB - Armless Flip Seat Nesting Chair COM Yardage: 1 Freight Class: 250 Product Weight (lbs.): 29 Cubic Feet Per Carton: 13.75</p> | <p>Nesting chair.</p> <p>Ergonomic Features: M, N</p> | 1890 | \$712 | \$750 | \$779 | \$820 | \$880 | \$898 | \$953 | \$1051 | \$1099 | \$1191 | \$1314 | \$1468 | | |
| | | OVERALL DIMENSIONS | | | SEAT DIMENSIONS | | | BACK DIMENSIONS | | | | | | | | |
| | | W | D | H | W | D | H | W | H | | | | | | | |
| | | 24.5 | 23.5 | 36 | 19.5 | 17 | 18 | 18.5 | 18 | | | | | | | |

| DESCRIPTION | FEATURES | MODEL# | STANDARD TEXTILE GRADES | | | | | | | | | | | | | |
|---------------------------------------------------------------------------------------------------------------------------------------------------------------------------------------------------------------------------------------------------------------------------------------------------------------------------------------------|---------------------------------------------------|---------------------------|---------------------------|----------|----------|------------------------|----------|----------|------------------------|----------|--------|--------|--------|--------|--|--|
| | | | 1 | 2 | 3 | 4 | 5 | 6 | 7 | 8 | 9 | 10 | 11 | 12 | | |
|  <p>Honeycomb MB - Flip Seat Nesting Armchair COM Yardage: 1 Freight Class: 250 Product Weight (lbs.): 30 Cubic Feet Per Carton: 13.75</p> | Nesting chair. Ergonomic Features: M, N | 1898 RTA 00 | \$785 | \$823 | \$851 | \$892 | \$953 | \$971 | \$1024 | \$1122 | \$1171 | \$1262 | \$1387 | \$1540 | | |
| | | | OVERALL DIMENSIONS | | | SEAT DIMENSIONS | | | BACK DIMENSIONS | | | | | | | |
| | | | W | D | H | W | D | H | W | H | | | | | | |
| | | | 24.5 | 23.5 | 36 | 19.5 | 17 | 18 | 18.5 | 18 | | | | | | |
|  <p>Mesh MB - Flip Seat Nesting Armchair COM Yardage: 1 Freight Class: 250 Product Weight (lbs.): 30 Cubic Feet Per Carton: 13.75</p> | Nesting chair. Ergonomic Features: M, N | 1899 RTA 00 | \$773 | \$811 | \$840 | \$881 | \$941 | \$959 | \$1014 | \$1110 | \$1160 | \$1252 | \$1375 | \$1529 | | |
| | | | OVERALL DIMENSIONS | | | SEAT DIMENSIONS | | | BACK DIMENSIONS | | | | | | | |
| | | | W | D | H | W | D | H | W | H | | | | | | |
| | | | 24.5 | 23.5 | 36 | 19.5 | 17 | 18 | 18.5 | 18 | | | | | | |
|  <p>Polypropylene MB - Flip Seat Nesting Armchair COM Yardage: 1 Freight Class: 250 Product Weight (lbs.): 30 Cubic Feet Per Carton: 13.75</p> | Nesting chair. Ergonomic Features: M, N | 1900 RTA 00 | \$773 | \$811 | \$840 | \$881 | \$941 | \$959 | \$1014 | \$1110 | \$1160 | \$1252 | \$1375 | \$1529 | | |
| | | | OVERALL DIMENSIONS | | | SEAT DIMENSIONS | | | BACK DIMENSIONS | | | | | | | |
| | | | W | D | H | W | D | H | W | H | | | | | | |
| | | | 24.5 | 23.5 | 36 | 19.5 | 17 | 18 | 18.5 | 18 | | | | | | |
|  <p>Upholstered Back Pad COM Yardage: 1 Freight Class: 70 Product Weight (lbs.): 1.5 Cubic Feet Per Carton: 1.1</p> | | 1909 RTA 00 | \$193 | \$233 | \$263 | \$308 | \$371 | \$391 | \$447 | \$548 | \$600 | \$696 | \$826 | \$989 | | |
| | | | OVERALL DIMENSIONS | | | SEAT DIMENSIONS | | | BACK DIMENSIONS | | | | | | | |
| | | | W | D | H | W | D | H | W | H | | | | | | |
| | | | 20.5 | 19 | 0.38 | 21 | 18 | 18 | 20 | 20.5 | | | | | | |

SAS™



Mid Back Side Chair
model 8647



Low Back Counter Stool
model 8648LBNS24



Mid Back Counter Stool
model 8648PS24



Mid Back Bar Stool
model 8648PS30

STANDARD FEATURES

- The Sas side chair and stools have a single, molded plywood shell of wood veneer.
- Available with two seat options: unupholstered seat and upholstered seat (**P**).
- Available in three heights: side chair, counter stool and bar stool.
- Sas side chair in mid back height only. Counter and bar height stools available with mid or low backs.
- Dimensions shown are for unupholstered models.
- Unupholstered side chairs can be stacked up to 4 high on the floor and up to 10 high on the available dolly. Unupholstered stools can be stacked up to 4 high on the floor only. Upholstered models cannot be stacked.
- Check textile availability prior to specifying upholstery material.

OPTIONAL FEATURES


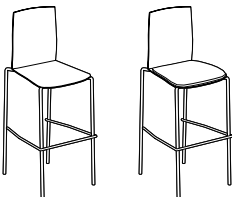
Tubular frame is available in the following finishes:

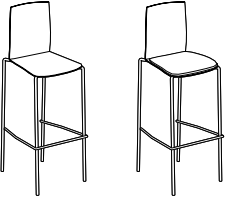

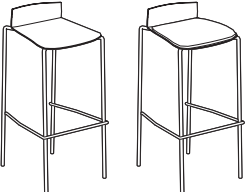
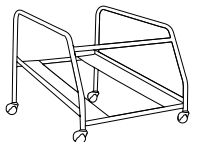
- **Frame finish**
(**TBL**) Black
(**TDW**) Designer White
(**TTU**) Tungsten
(**CHM**) Chrome. **Add \$118**
- **Shell**
(**AAM**) Absolute
(**BKM**) Black
(**ACM**) Cherry
(**EOM**) English Oak
(**ECM**) Espresso Cafe
(**TFM**) Fruitwood
(**HGM**) Gray
(**AHM**) Honey
(**TMM**) Mahogany
(**AVM**) Maple
(**MWM**) Medium Walnut
(**ASM**) Night
(**NBM**) Noce Biondo
(**NGM**) Noce Grigio
(**NEM**) Noce Leggero
(**NMM**) Noce Medio
(**SKM**) Shaker Cherry
(**TWM**) Walnut
(**WTM**) WC Cream
(**WHM**) White. **Add \$108**
(**WCM**) Winter Cherry
Please Specify.

EXAMPLE SAS ORDER CODE:

| | | | |
|-------|-------|------|------|
| 8647P | -HD05 | -TBL | -AAM |
|-------|-------|------|------|

Model # Textile Frame Color Shell

| DESCRIPTION | FEATURES | MODEL# | STANDARD TEXTILE GRADES | | | | | | | | | | | |
|------------------------------------------------------------------------------------------------------------------------------------------------------------------------------------------------------------------------------------------|--------------------------------------------------------------------------------------------------|------------------|---------------------------|----------|--------------|------------------------|------------|----------|------------------------|--------|----------|--------|--------|--------|
| | | | 1 | 2 | 3 | 4 | 5 | 6 | 7 | 8 | 9 | 10 | 11 | 12 |
|  <p>Mid Back Side Chair COM Yardage: 0.75 Freight Class: 250 Product Weight (lbs.): 12 Cubic Feet Per Carton: 12</p> | <p>Stacks 4 high on floor. Stacks 10 high on dolly. Upholstered models do not stack.</p> | 8647 | \$593 | - | - | - | - | - | - | - | - | - | - | - |
| | | 8647P | \$765 | \$794 | \$813 | \$843 | \$884 | \$904 | \$942 | \$1002 | \$1048 | \$1100 | \$1208 | \$1321 |
| | | Upholstered Seat | | | | | | | | | | | | |
| | | | OVERALL DIMENSIONS | | | SEAT DIMENSIONS | | | BACK DIMENSIONS | | | | | |
| | | | W | D | H | W | D | H | W | | H | | | |
| | | | 18.75 | 21 | 33 | 16 | 15.5 | 18 | 16 | | 15 | | | |
| | | | RTA 00 | | FedEx | | ups | | 2 per carton | | | | | |
|  <p>Mid Back Counter Stool, 24" COM Yardage: 0.75 Freight Class: 400 Product Weight (lbs.): 16 Cubic Feet Per Carton: 14.5</p> | <p>Stacks 4 high on floor only. Upholstered models do not stack.</p> | 8648S24 | \$816 | - | - | - | - | - | - | - | - | - | - | |
| | | 8648PS24 | \$1005 | \$1031 | \$1051 | \$1078 | \$1118 | \$1135 | \$1172 | \$1229 | \$1272 | \$1322 | \$1422 | \$1529 |
| | | Upholstered Seat | | | | | | | | | | | | |
| | | | OVERALL DIMENSIONS | | | SEAT DIMENSIONS | | | BACK DIMENSIONS | | | | | |
| | | | W | D | H | W | D | H | W | | H | | | |
| | | | 19.5 | 22 | 39 | 16 | 15.5 | 24 | 16 | | 15 | | | |
| | | | RTA 00 | | 1 per carton | | | | | | | | | |

| DESCRIPTION | FEATURES | MODEL# | STANDARD TEXTILE GRADES | | | | | | | | | | | |
|--------------------------------------------------------------------------------------------------------------------------------------------------------------------------------------------------------------------------------|------------------------------------------------------------------|-------------------|---------------------------|----------|---------------------------|------------------------|----------|------------------------|------------------------|----------|------------------------|--------------|--------|--------|
| | | | 1 | 2 | 3 | 4 | 5 | 6 | 7 | 8 | 9 | 10 | 11 | 12 |
|  Mid Back Bar Stool, 30" COM Yardage: 0.75 Freight Class: 400 Product Weight (lbs.): 16 Cubic Feet Per Carton: 14.5 | Stacks 4 high on floor only. Upholstered models do not stack. | 8648S30 | \$816 | - | - | - | - | - | - | - | - | - | - | |
| | | 8648PS30 | \$1005 | \$1031 | \$1051 | \$1078 | \$1118 | \$1135 | \$1172 | \$1229 | \$1272 | \$1322 | \$1422 | \$1529 |
| | | | OVERALL DIMENSIONS | | | SEAT DIMENSIONS | | | BACK DIMENSIONS | | | | | |
| | | | W | D | H | W | D | H | W | H | | | | |
| | | | 19.5 | 22 | 45 | 16 | 15.5 | 30 | 16 | 15 | | | | |
| | | | RTA 00 | | | 1 per carton | | | | | | | | |
|  Low Back Counter Stool, 24" COM Yardage: 0.75 Freight Class: 400 Product Weight (lbs.): 16 Cubic Feet Per Carton: 8.25 | Stacks 4 high on floor only. Upholstered models do not stack. | 8648LBNS24 | \$875 | - | - | - | - | - | - | - | - | - | - | |
| | | 8648LBPS24 | \$1005 | \$1031 | \$1051 | \$1078 | \$1118 | \$1135 | \$1172 | \$1229 | \$1272 | \$1322 | \$1422 | \$1529 |
| | | | OVERALL DIMENSIONS | | | SEAT DIMENSIONS | | | BACK DIMENSIONS | | | | | |
| | | | W | D | H | W | D | H | W | H | | | | |
| | | | 19.5 | 22 | 26.25 | 16 | 15.5 | 24 | 16 | 2.25 | | | | |
| | | | RTA 00 | | | 1 per carton | | | | | | | | |
|  Low Back Bar Stool, 30" COM Yardage: 0.75 Freight Class: 400 Product Weight (lbs.): 22 Cubic Feet Per Carton: 17 | Stacks 4 high on floor only. Upholstered models do not stack. | 8648LBNS30 | \$875 | - | - | - | - | - | - | - | - | - | - | |
| | | 8648LBPS30 | \$1005 | \$1031 | \$1051 | \$1078 | \$1118 | \$1135 | \$1172 | \$1229 | \$1272 | \$1322 | \$1422 | \$1529 |
| | | | OVERALL DIMENSIONS | | | SEAT DIMENSIONS | | | BACK DIMENSIONS | | | | | |
| | | | W | D | H | W | D | H | W | H | | | | |
| | | | 19.5 | 22 | 32.25 | 16 | 15.5 | 30 | 16 | 2.25 | | | | |
| | | | RTA 00 | | | 1 per carton | | | | | | | | |
|  Dolly COM Yardage: N/A Freight Class: 250 Product Weight (lbs.): 19 Cubic Feet Per Carton: 10.75 | | 8649 | \$545 | - | - | - | - | - | - | - | - | - | - | |
| | | | | | OVERALL DIMENSIONS | | | SEAT DIMENSIONS | | | BACK DIMENSIONS | | | |
| | | | W | D | H | W | D | H | W | H | | | | |
| | | | 25.75 | 28.5 | 22 | - | - | - | - | - | | | | |
| | | | RTA 00 | | | FedEx | | | ups | | | 1 per carton | | |

MULTI-PURPOSE

SIDERO



model 6901 (BLK)



model 6900 (BLK) Stacked



model 6900TL



model 6900C



model 6905



model 6903

| Models Types | Sidero Chairs Stacking Capability | |
|--------------------------------|-----------------------------------|-------------------|
| | Stacking on floor | Stacking on dolly |
| Arm Chairs without Casters | up to 5 high | up to 8 high |
| Arm Chairs with Casters | up to 3 high | N/A |
| Armless Chairs without Casters | up to 5 high | up to 8 high |
| Armless Chairs with Casters | up to 3 high | N/A |
| Preschool Armless Models | up to 4 high | N/A |

STANDARD FEATURES



- Sidero seating has a sculptured appearance, featuring wide curved arms and a round tubular steel frame, with wall safe construction.
- Sidero series includes side chairs (arms and armless), available with casters or with a sled base, counter stools and bar stools.
- Arms are 2 1/8 inches wide and full length, offering support to help stabilize users as they sit in or exit chairs.
- The gently curved arms are made from incredibly strong fiberglass reinforced nylon.
- The back of the chair is compound curved to provide comfort and support in multiple seating positions. No visible back attachment hardware. Backs are attached using concealed hardware only.
- The outer back is upholstered in the same material selection as the rest of the chair.
- Chairs are "Wall Safe." Rear legs hit the baseboard first leaving clearance between the back of the chair and the wall, saving both the chair and the wall from damage.
- Legs flair out to the rear to provide additional stability.
- The rugged steel frame is made from round welded steel tubing 7/8" dia.
- Armchairs (four legged and sled base) can be joined together using ganging clamp model 5233. Armless chairs (four legged and sled base) can be joined together using ganging clamp model 6526.
- Equipped with a polypropylene seat shroud that helps stabilize chairs when stacked and avoid frame imprints on upholstered seats.
- Four legged models can be stacked. Stools and sled base models do not stack. Please note when stacking painted frame chairs, paint may scratch.
- Standard glide is a durable Black Polypropylene foot.
- Four Legged chairs with casters are standard with (C82) dual wheel carpet casters.
- Sidero beam seating consists of upper seat units (6930, 6931) including mounting brackets and all hardware necessary for attachment to beam.
- For all beam components, tables and a complete list of available upper seat units, see Beam Seating series.

- Tablet arms are extremely rugged and meet ANSI-BIFMA testing requirements. Tablet hinges up to allow ease of egress. Tablet slides forward and back to accommodate any body size comfortably. Tablet models do not stack.
- Standard tablet (DB) size is 18"D x 14.5"W and is made of Black polymer. Tablets are attached at the left or right (as seated) Tablet arms are not available on stools. Specify (L) left or (R) right tablet. (Example: 6900TL or 6900TR).

- Check textile availability prior to specifying upholstery material.

OPTIONAL FEATURES

- Frame finish**
 - (TBL) Black
 - (TFO) Fog
 - (TIV) Cloud
 - (TLA) Latte
 - (TNE) Nevada
 - (TSH) Shadow
 - (TTU) Tungsten
 - (CHM) Chrome. Add \$44. Please Specify.
 - (TDW) Designer White
 - (TFR) Frost
 - (TKA) Kalua
 - (TMO) Mocha
 - (TOA) Toast
 - (TSN) Sand
- An optional 18.5"D x 18.5"W high pressure laminate writing tablet is available. The core is hardwood veneer plywood with radiused edge finished in clear lacquer. This writing tablet is offered in the following finishes: Black (BLK), Clear Maple (CMB), Designer White (DWT) and Noce Grigio (NGL). Please specify. Add \$64.
- Glides with felt pads (FG) are available for vinyl sheet, cork or laminate flooring, please specify. Add \$60.
- Glides with rubber pads (RG) are available for vinyl, hardwood, laminate, stone or ceramic flooring, please specify. Add \$60.
- For chairs used on hard surface floors PLEASE SPECIFY Opaque (off White) Non-Marking Glides (NM). No upcharge.
- Steel cushioned self-leveling glide is optionally available. Please specify (B), add \$34
- For hard surface flooring please Specify (C9R), with rubber covered wheels. Add \$98.
- An optional abrasion-resistant outer back fabric (polyester) is available. Resistant to impact damage. Available in Black only. Add \$23.
- Optional 1 inch additional seat foam. Please specify (3F). Add \$43.

| DESCRIPTION | FEATURES | MODEL# | STANDARD TEXTILE GRADES | | | | | | | | | | | | |
|----------------------------------------------------------------------------------------------------------------------------------------------------------------------------------------------------------------------------------|--------------------------------------------------------------------------------------------------------------------------------------------------------------------|--------------------------------|---------------------------|----------|----------|------------------------|----------|----------|------------------------|----------|--------|--------|--------|--------|--------|
| | | | 1 | 2 | 3 | 4 | 5 | 6 | 7 | 8 | 9 | 10 | 11 | 12 | |
|  <p>Armchair COM Yardage: 1.25 Freight Class: 250 Product Weight (lbs.): 29 Cubic Feet Per Carton: 13.5</p> | <p>Stacks 5 high on floor. Stacks 8 high on dolly. Tablet models do not stack.</p> <p>Available with tablet: Specify (L) left or (R) right tablet.</p> | <p>RTA 00</p> <p>FedEx UPS</p> | 6900 | \$588 | \$634 | \$668 | \$718 | \$795 | \$821 | \$885 | \$1010 | \$1069 | \$1182 | \$1337 | \$1531 |
| | | | 6900T | \$923 | \$969 | \$1002 | \$1053 | \$1128 | \$1161 | \$1228 | \$1331 | \$1414 | \$1505 | \$1690 | \$1887 |
|  <p>Armchair w/ Casters COM Yardage: 1.25 Freight Class: 250 Product Weight (lbs.): 29 Cubic Feet Per Carton: 13.5</p> | <p>Stacks 3 high on floor. Tablet models do not stack.</p> <p>Available with tablet: Specify (L) left or (R) right tablet.</p> | <p>RTA 00</p> <p>FedEx UPS</p> | 6900C | \$670 | \$716 | \$753 | \$803 | \$878 | \$905 | \$969 | \$1092 | \$1152 | \$1264 | \$1422 | \$1614 |
| | | | 6900CT | \$984 | \$1028 | \$1058 | \$1108 | \$1177 | \$1208 | \$1271 | \$1371 | \$1446 | \$1529 | \$1705 | \$1891 |
| | | | OVERALL DIMENSIONS | | | SEAT DIMENSIONS | | | BACK DIMENSIONS | | | | | | |
| | | | W | D | H | W | D | H | W | H | | | | | |
| | | | 25.5 | 24 | 33 | 19.5 | 18 | 17.5 | 19 | 15.5 | | | | | |

| DESCRIPTION | FEATURES | MODEL# | STANDARD TEXTILE GRADES | | | | | | | | | | | |
|-------------|----------|--------|-------------------------|--|--|--|--|--|--|--|--|--|--|--|
|-------------|----------|--------|-------------------------|--|--|--|--|--|--|--|--|--|--|--|



Side Chair
 COM Yardage: 1.25
 Freight Class: 250
 Product Weight (lbs.): 26
 Cubic Feet Per Carton: 11.25

Stacks 5 high on floor.
 Stacks 8 high on dolly.
 Tablet models do not stack.

Available with tablet:
 Specify (L) left or (R) right tablet.

| MODEL# | 1 | 2 | 3 | 4 | 5 | 6 | 7 | 8 | 9 | 10 | 11 | 12 |
|--------|-------|-------|-------|-------|--------|--------|--------|--------|--------|--------|--------|--------|
| 6901 | \$531 | \$577 | \$611 | \$663 | \$738 | \$765 | \$830 | \$953 | \$1012 | \$1125 | \$1282 | \$1474 |
| 6901T | \$854 | \$899 | \$932 | \$981 | \$1052 | \$1087 | \$1148 | \$1250 | \$1330 | \$1417 | \$1596 | \$1788 |

| OVERALL DIMENSIONS | | | SEAT DIMENSIONS | | | BACK DIMENSIONS | |
|--------------------|----|----|-----------------|----|------|-----------------|------|
| W | D | H | W | D | H | W | H |
| 21 | 24 | 33 | 19.5 | 18 | 17.5 | 19 | 15.5 |



Side Chair w/ Casters
 COM Yardage: 1.25
 Freight Class: 250
 Product Weight (lbs.): 26
 Cubic Feet Per Carton: 11.25

Stacks 3 high on floor.
 Tablet models do not stack.

Available with tablet:
 Specify (L) left or (R) right tablet.

| MODEL# | 1 | 2 | 3 | 4 | 5 | 6 | 7 | 8 | 9 | 10 | 11 | 12 |
|--------|-------|--------|--------|--------|--------|--------|--------|--------|--------|--------|--------|--------|
| 6901C | \$637 | \$684 | \$721 | \$772 | \$846 | \$874 | \$940 | \$1060 | \$1120 | \$1233 | \$1390 | \$1582 |
| 6901CT | \$974 | \$1019 | \$1052 | \$1101 | \$1173 | \$1206 | \$1269 | \$1371 | \$1449 | \$1537 | \$1716 | \$1908 |

| OVERALL DIMENSIONS | | | SEAT DIMENSIONS | | | BACK DIMENSIONS | |
|--------------------|----|----|-----------------|----|------|-----------------|------|
| W | D | H | W | D | H | W | H |
| 21 | 24 | 33 | 19.5 | 18 | 17.5 | 19 | 15.5 |



Armchair - Sled Base
 COM Yardage: 1.25
 Freight Class: 250
 Product Weight (lbs.): 32
 Cubic Feet Per Carton: 13.5

Does not stack.

| MODEL# | 1 | 2 | 3 | 4 | 5 | 6 | 7 | 8 | 9 | 10 | 11 | 12 |
|--------|-------|-------|-------|-------|-------|-------|--------|--------|--------|--------|--------|--------|
| 6902 | \$735 | \$782 | \$819 | \$870 | \$944 | \$970 | \$1034 | \$1158 | \$1218 | \$1331 | \$1487 | \$1680 |

| OVERALL DIMENSIONS | | | SEAT DIMENSIONS | | | BACK DIMENSIONS | |
|--------------------|----|----|-----------------|----|------|-----------------|------|
| W | D | H | W | D | H | W | H |
| 25.5 | 24 | 33 | 19.5 | 18 | 17.5 | 19 | 15.5 |

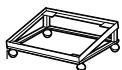


Side Chair - Sled Base
 COM Yardage: 1.25
 Freight Class: 250
 Product Weight (lbs.): 29
 Cubic Feet Per Carton: 11.25

Does not stack.

| MODEL# | 1 | 2 | 3 | 4 | 5 | 6 | 7 | 8 | 9 | 10 | 11 | 12 |
|--------|-------|-------|-------|-------|-------|-------|-------|--------|--------|--------|--------|--------|
| 6903 | \$682 | \$729 | \$766 | \$815 | \$890 | \$917 | \$981 | \$1104 | \$1164 | \$1276 | \$1434 | \$1627 |

| OVERALL DIMENSIONS | | | SEAT DIMENSIONS | | | BACK DIMENSIONS | |
|--------------------|----|----|-----------------|----|------|-----------------|------|
| W | D | H | W | D | H | W | H |
| 21 | 24 | 33 | 19.5 | 18 | 17.5 | 19 | 15.5 |















Dolly
 COM Yardage: N/A
 Freight Class: 150
 Product Weight (lbs.): 16
 Cubic Feet Per Carton: 3.8

| MODEL# | 1 | 2 | 3 | 4 | 5 | 6 | 7 | 8 | 9 | 10 | 11 | 12 |
|--------|-------|---|---|---|---|---|---|---|---|----|----|----|
| 2125WS | \$452 | - | - | - | - | - | - | - | - | - | - | - |

| OVERALL DIMENSIONS | | | SEAT DIMENSIONS | | | BACK DIMENSIONS | |
|--------------------|-------|-------|-----------------|---|---|-----------------|---|
| W | D | H | W | D | H | W | H |
| 23.25 | 24.75 | 12.25 | - | - | - | - | - |



| DESCRIPTION | FEATURES | MODEL# | STANDARD TEXTILE GRADES | | | | | | | | | | | |
|----------------------------------------------------------------------------------------------------------------------------------------------------------------------------------------------------------------------------------|-----------------|---------------------------|-------------------------|----------|------------------------|----------|----------|------------------------|----------|--------|--------|--------|--------|--------|
| | | | 1 | 2 | 3 | 4 | 5 | 6 | 7 | 8 | 9 | 10 | 11 | 12 |
|  <p>Counter Stool w/Arms COM Yardage: 1.25 Freight Class: 300 Product Weight (lbs.): 32 Cubic Feet Per Carton: 17.5</p> | Does not stack. | 6904 | \$795 | \$843 | \$881 | \$930 | \$1004 | \$1032 | \$1098 | \$1221 | \$1278 | \$1393 | \$1548 | \$1743 |
| | | OVERALL DIMENSIONS | | | SEAT DIMENSIONS | | | BACK DIMENSIONS | | | | | | |
| | | W | D | H | W | D | H | W | H | | | | | |
| | | 25.5 | 24 | 40.5 | 19.5 | 18 | 24.5 | 19 | 15.5 | | | | | |
| | | RTA 00 | | | | | | | | | | | | |
|  <p>Armless Counter Stool COM Yardage: 1.25 Freight Class: 300 Product Weight (lbs.): 28 Cubic Feet Per Carton: 14.5</p> | Does not stack. | 6905 | \$733 | \$779 | \$816 | \$865 | \$941 | \$967 | \$1030 | \$1155 | \$1215 | \$1327 | \$1484 | \$1677 |
| | | OVERALL DIMENSIONS | | | SEAT DIMENSIONS | | | BACK DIMENSIONS | | | | | | |
| | | W | D | H | W | D | H | W | H | | | | | |
| | | 21 | 24 | 40.5 | 19.5 | 18 | 24.5 | 19 | 15.5 | | | | | |
| | | RTA 00 | | | | | | | | | | | | |
|  <p>Barstool w/Arms COM Yardage: 1.25 Freight Class: 300 Product Weight (lbs.): 34 Cubic Feet Per Carton: 20</p> | Does not stack. | 6906 | \$831 | \$879 | \$917 | \$966 | \$1040 | \$1068 | \$1134 | \$1257 | \$1314 | \$1429 | \$1584 | \$1779 |
| | | OVERALL DIMENSIONS | | | SEAT DIMENSIONS | | | BACK DIMENSIONS | | | | | | |
| | | W | D | H | W | D | H | W | H | | | | | |
| | | 25.5 | 24 | 44.5 | 19.5 | 18 | 28.5 | 19 | 15.5 | | | | | |
| | | RTA 00 | | | | | | | | | | | | |
|  <p>Armless Barstool COM Yardage: 1.25 Freight Class: 300 Product Weight (lbs.): 30 Cubic Feet Per Carton: 15.75</p> | Does not stack. | 6907 | \$750 | \$796 | \$833 | \$883 | \$958 | \$985 | \$1049 | \$1172 | \$1232 | \$1344 | \$1502 | \$1695 |
| | | OVERALL DIMENSIONS | | | SEAT DIMENSIONS | | | BACK DIMENSIONS | | | | | | |
| | | W | D | H | W | D | H | W | H | | | | | |
| | | 21 | 24 | 44.5 | 19.5 | 18 | 28.5 | 19 | 15.5 | | | | | |
| | | RTA 00 | | | | | | | | | | | | |

| DESCRIPTION | FEATURES | MODEL# | STANDARD TEXTILE GRADES | | | | | | | | | | | | | |
|--------------------------------------------------------------------------------------------------------------------------------------------------------------------------------------------------------------------------------------------------------------------------------------------------------------------------|-----------------------------------------------------------|-------------|-------------------------------------------------------------------------------------------------------------------------------------------------------------------------------------------------------------------------------------------------------|-------|-------|---------------------------------|-------|-------|-------------------------------|--------|--------|--------|--------|--------|--|--|
| | | | 1 | 2 | 3 | 4 | 5 | 6 | 7 | 8 | 9 | 10 | 11 | 12 | | |
|  <p>Armless Chair - 13" High Seat COM Yardage: 1 Freight Class: 250 Product Weight (lbs.): 15 Cubic Feet Per Carton: 4.1</p> | Stack up to 4 high on floor. For Preschool to Grade 2. | 6909 | \$476 | \$516 | \$543 | \$586 | \$644 | \$663 | \$717 | \$815 | \$864 | \$955 | \$1079 | \$1232 | | |
| | | | OVERALL DIMENSIONS W D H | | | SEAT DIMENSIONS W D H | | | BACK DIMENSIONS W H | | | | | | | |
| | | | 15.5 | 15.5 | 24 | 14 | 10 | 13 | 13.5 | 11 | | | | | | |
| | | |    | | | | | | | | | | | | | |
|  <p>Seat Unit w/Arms COM Yardage: 1.25 Freight Class: 300 Product Weight (lbs.): 20 Cubic Feet Per Carton: 9.75</p> | Upholstered Seat and Back. Use with beam. | 6930 | \$729 | \$779 | \$818 | \$875 | \$954 | \$992 | \$1065 | \$1181 | \$1271 | \$1370 | \$1575 | \$1790 | | |
| | | | OVERALL DIMENSIONS W D H | | | SEAT DIMENSIONS W D H | | | BACK DIMENSIONS W H | | | | | | | |
| | | | 25.5 | 23.5 | 19 | 19.5 | 18 | - | 19 | 15.5 | | | | | | |
| | | |  | | | | | | | | | | | | | |
|  <p>Armless Seat Unit COM Yardage: 1.25 Freight Class: 300 Product Weight (lbs.): 18 Cubic Feet Per Carton: 9.75</p> | Upholstered Seat and Back. Use with beam. | 6931 | \$668 | \$718 | \$757 | \$814 | \$893 | \$931 | \$1004 | \$1120 | \$1210 | \$1309 | \$1514 | \$1729 | | |
| | | | OVERALL DIMENSIONS W D H | | | SEAT DIMENSIONS W D H | | | BACK DIMENSIONS W H | | | | | | | |
| | | | 21 | 23.5 | 19 | 19.5 | 18 | - | 19 | 15.5 | | | | | | |
| | | |  | | | | | | | | | | | | | |

SONIC™



model 6514MB



model 6515



model 6511TR



model 6524TR

STANDARD FEATURES

- Sonic multi-purpose series includes: four-leg, sled base, 5 star base task, and fixed pedestal base and beam seating in addition to bar, counter and height adjustable stools.
- Four-legged/freestanding models are standard with a straight leg or with a "WS" wall saver frame and durable polypropylene glides.
- WS models have a wall saver frame design; the base touches the wall before the upper back to protect the wall from damage.
- Four-legged/freestanding chairs are available with painted or chrome legs.
- Models are available with or without arms. Arms available in Black only.
- Freestanding models are stackable up to 5 high on floor and 10 high on dolly 6517WS. **Caster models do not stack.**
- Tablet arms are available on all seated height base types (not available on stools).
- Tablet arms are extremely rugged and meet ANSI-BIFMA testing requirements. Tablet hinges up to allow ease of egress. Tablet slides forward and back to accommodate any body size comfortably. Tablet models do not stack.
- Standard tablet (**DB**) size is 18"d x 14 1/2"w and is made of black polymer. Tablets are attached at the left or right (as seated). Please specify.
- Sonic beam seating consists of upper seat units (models 6501, 6502, 6503, 6504, 6505, and 6506) including mounting brackets and all hardware necessary for attachment to beam
- For all beam components, tables and a complete list of available upper seat units, see Beam Seating series.
- Task chairs and height adjustable stools have a five star, reinforced, black nylon base.
- All Sonic models with casters have black, dual-wheel casters. Select caster based on flooring type.
- Pedestal base models provide fixed location seating for use in auditoriums, classrooms, jury boxes, public venues and more. The base must be mounted to the floor (mounting hardware not included). See Pedestal Base Installation Guide for details.
- Upholstery inserts are simple to replace for ease of on-site long term maintenance.
- Mesh back (MB) models are available in Black mesh only.
- **Specifications and pricing are for 1 chair.**
- Check textile availability prior to specifying upholstery material.

OPTIONAL FEATURES

- Polypropylene seats, backs and coordinating arms are available in 14 designer colors. Choose from Buzz Blue (**BZB**), Cactus (**CCT**), Carrot (**CRO**), Cloud (**IVC**), Dijon (**DJN**), Eggplant (**EGP**), Fog (**FOG**), Frost (**FRO**), Ink (**INK**), Latte (**LAB**), Night (**BLK**), Sand (**SND**), Scarlet (**SAR**), and Shadow (**SHW**).
- An optional 18.5"D x 18.5"W high pressure laminate writing tablet is available. The core is hardwood veneer plywood with radiused edge finished in clear lacquer. This writing tablet is offered in the following finishes: Black (**BLK**), Clear Maple (**CMB**), Designer White (**DWT**) and Noce Grigio (**NGL**). Please specify. Add \$64.
- Frame finishes are available in Chrome (**CHM**), Black (**TBL**), Buzz Blue (**TBZ**), Cactus (**TCC**), Carrot (**TCR**), Dijon (**TDJ**), Designer White (**TDW**), Eggplant (**TEG**), Fog (**TFO**), Frost (**TFR**), Ink (**TIN**), Cloud (**TIV**), Kalua (**TKA**), Latte (**TLA**), Mocha (**TMO**), Nevada (**TNE**), Toast (**TOA**), Shadow (**TSH**), Sand (**TSN**), Scarlet (**TSR**) and Tungsten (**TTU**). Please specify
- For four-legged chairs with casters, specify (**C1**) 2" carpet casters, no upcharge, (**C9R**) 2-1/2" hard surface flooring casters, add \$58, (**C15**) 2" manual locking casters, add \$95 or (**C14R**) 2" auto-locking, rubber caster, add \$253.
- For five-star base models, specify (**C65**) 2" carpet casters or (**C65R**) 2" hard surface flooring casters.
- For sled base models, select (**GLD**) black, non-marking glides or (**NM**) opaque, offwhite, non-marking glides for hard surfaces.
- For four-legged chairs without casters, optional steel cushioned glides (**B**) are available. Please specify and add \$34. Glides with felt pads (**FG**) are available for vinyl sheet, cork or laminate flooring, please specify. Add \$60. Glides with rubber pads (**RG**) are available for vinyl, hardwood, laminate, stone or ceramic flooring, please specify. Add \$60.
- Pedestal base models have black metal base with 2" height adjust cylinders. Specify (**SH**) swivel, auto return to max height (no upcharge); (**SN**) non-swivel, auto return to max height (Add \$21); or, (**SC**) swivel, self-centering and return to max height (add \$33).

DESCRIPTION

FEATURES

MODEL#

STANDARD TEXTILE GRADES

| | 1 | 2 | 3 | 4 | 5 | 6 | 7 | 8 | 9 | 10 | 11 | 12 |
|--------|-------|---|---|---|---|---|---|---|---|----|----|----|
| 6500BR | \$236 | - | - | - | - | - | - | - | - | - | - | - |



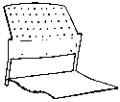


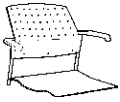








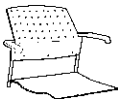







Book Rack

























COM Yardage: N/A
 Freight Class: 250
 Product Weight (lbs.): 5
 Cubic Feet Per Carton: 1.40 (1 per carton)






Use with Tablet models.





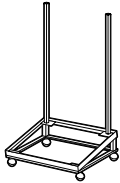


| OVERALL DIMENSIONS | | | SEAT DIMENSIONS | | | BACK DIMENSIONS | |
|--------------------|-------|---|-----------------|---|---|-----------------|---|
| W | D | H | W | D | H | W | H |
| 19.25 | 14.75 | 6 | - | - | - | - | - |



| DESCRIPTION | FEATURES | MODEL# | STANDARD TEXTILE GRADES | | | | | | | | | | | |
|------------------------------------------------------------------------------------------------------------------------------------------------------------------------------------------------------------------------------------------|------------------------------------------------------------|---------------------------|-------------------------|----------|-------------------------------------------------------------------------------------------------------------------------------------------------------------------------------------------------------------------------------------------------------------|----------|----------|------------------------|----------|-------|-------|-------|--------|--------|
| | | | 1 | 2 | 3 | 4 | 5 | 6 | 7 | 8 | 9 | 10 | 11 | 12 |
|  Armless Seat Unit COM Yardage: N/A Freight Class: 250 Product Weight (lbs.): 12 Cubic Feet Per Carton: 3.25 (2 per carton) | Polypropylene Seat and Back. Use with Beam. | 6501 | \$441 | - | - | - | - | - | - | - | - | - | - | - |
| | | OVERALL DIMENSIONS | | | SEAT DIMENSIONS | | | BACK DIMENSIONS | | | | | | |
| | | W | D | H | W | D | H | W | H | | | | | |
| | | 20 | 21.5 | 17 | 17 | 16 | - | 17 | 15 | | | | | |
| | | | | |    | | | | | | | | | |
|  Armless Seat Unit COM Yardage: 0.75 Freight Class: 250 Product Weight (lbs.): 12 Cubic Feet Per Carton: 3.25 (2 per carton) | Upholstered Seat and Polypropylene Back. Use with Beam. | 6502 | \$497 | \$528 | \$547 | \$581 | \$629 | \$643 | \$685 | \$762 | \$800 | \$871 | \$969 | \$1093 |
| | | OVERALL DIMENSIONS | | | SEAT DIMENSIONS | | | BACK DIMENSIONS | | | | | | |
| | | W | D | H | W | D | H | W | H | | | | | |
| | | 20 | 22 | 17 | 17 | 16 | - | 17 | 15 | | | | | |
| | | | | |    | | | | | | | | | |
|  Armless Seat Unit COM Yardage: 0.75 Freight Class: 150 Product Weight (lbs.): 13 Cubic Feet Per Carton: 3.25 (2 per carton) | Upholstered Seat and Back. Use with Beam. | 6503 | \$550 | \$579 | \$600 | \$634 | \$680 | \$697 | \$736 | \$815 | \$853 | \$924 | \$1024 | \$1144 |
| | | OVERALL DIMENSIONS | | | SEAT DIMENSIONS | | | BACK DIMENSIONS | | | | | | |
| | | W | D | H | W | D | H | W | H | | | | | |
| | | 20 | 22 | 17 | 17 | 15.5 | - | 17 | 15 | | | | | |
| | | | | |    | | | | | | | | | |
|  Seat Unit w/Arms COM Yardage: N/A Freight Class: 150 Product Weight (lbs.): 13 Cubic Feet Per Carton: 3.25 (2 per carton) | Polypropylene Seat and Back. Use with Beam. | 6504 | \$519 | - | - | - | - | - | - | - | - | - | - | |
| | | OVERALL DIMENSIONS | | | SEAT DIMENSIONS | | | BACK DIMENSIONS | | | | | | |
| | | W | D | H | W | D | H | W | H | | | | | |
| | | 23 | 21.5 | 17 | 17 | 16 | - | 17 | 15 | | | | | |
| | | | | |    | | | | | | | | | |
|  Seat Unit w/Arms COM Yardage: 0.75 Freight Class: 22 Product Weight (lbs.): 13 Cubic Feet Per Carton: 3.25 (2 per carton) | Upholstered Seat and Polypropylene Back. Use with Beam. | 6505 | \$576 | \$603 | \$626 | \$659 | \$706 | \$721 | \$763 | \$839 | \$877 | \$949 | \$1048 | \$1170 |
| | | OVERALL DIMENSIONS | | | SEAT DIMENSIONS | | | BACK DIMENSIONS | | | | | | |
| | | W | D | H | W | D | H | W | H | | | | | |
| | | 23 | 22 | 17 | 17 | 16 | - | 17 | 15 | | | | | |
| | | | | |    | | | | | | | | | |

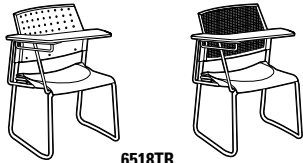
| DESCRIPTION | FEATURES | MODEL# | STANDARD TEXTILE GRADES | | | | | | | | | | | |
|--------------------------------------------------------------------------------------------------------------------------------------------------------------------------------------------------------------------------------------------|------------------------------------------------------------------------------------------------------------------------|--------|---------------------------------------------------------------------------------------------------------------------------------------------------------------------------------------------------------------------------------------------------------------|----------|----------|------------------------|----------|----------|------------------------|----------|--------|--------|--------|--------|
| | | | 1 | 2 | 3 | 4 | 5 | 6 | 7 | 8 | 9 | 10 | 11 | 12 |
|  <p>Seat Unit w/Arms COM Yardage: 0.75 Freight Class: 150 Product Weight (lbs.): 14 Cubic Feet Per Carton: 3.25 (2 per carton)</p> | Upholstered Seat and Back Use with Beam. | 6506 | \$629 | \$660 | \$681 | \$715 | \$761 | \$777 | \$817 | \$895 | \$934 | \$1005 | \$1105 | \$1225 |
| | | | OVERALL DIMENSIONS | | | SEAT DIMENSIONS | | | BACK DIMENSIONS | | | | | |
| | | | W | D | H | W | D | H | W | H | | | | |
| | | | 23 | 22 | 17 | 17 | 16 | - | 17 | 15 | | | | |
| | | |    | | | | | | | | | | | |
|  <p>6508</p>  <p>6508MB (Mesh back)</p> | Polypropylene Seat. Stacks 5 high on floor. Stacks 10 high on dolly. | 6508 | \$331 | - | - | - | - | - | - | - | - | - | - | - |
| | | | OVERALL DIMENSIONS | | | SEAT DIMENSIONS | | | BACK DIMENSIONS | | | | | |
| | | | W | D | H | W | D | H | W | H | | | | |
| | | | 21.5 | 21.5 | 33 | 17 | 16 | 18 | 17 | 15 | | | | |
| | | |    | | | | | | | | | | | |
|  <p>6508TR</p>  <p>6508TRMB (Mesh back)</p> | Polypropylene Seat. Does not stack. Must specify (L) Left or (R) Right Tablet (Example: 6508TL or 6508TR) | 6508TR | \$660 | - | - | - | - | - | - | - | - | - | - | - |
| | | | OVERALL DIMENSIONS | | | SEAT DIMENSIONS | | | BACK DIMENSIONS | | | | | |
| | | | W | D | H | W | D | H | W | H | | | | |
| | | | 24.75 | 26.5 | 32.5 | 17 | 16 | 18 | 17 | 15 | | | | |
| | | |    | | | | | | | | | | | |
|  <p>6509</p>  <p>6509MB (Mesh Back)</p> | Upholstered Seat. Stacks 5 high on floor. Stacks 10 high on dolly. | 6509 | \$382 | \$413 | \$432 | \$468 | \$511 | \$529 | \$569 | \$647 | \$681 | \$753 | \$846 | \$969 |
| | | | OVERALL DIMENSIONS | | | SEAT DIMENSIONS | | | BACK DIMENSIONS | | | | | |
| | | | W | D | H | W | D | H | W | H | | | | |
| | | | 21.5 | 22 | 33 | 17 | 16 | 18.5 | 17 | 15 | | | | |
| | | |    | | | | | | | | | | | |
|  <p>6509TR</p>  <p>6509TRMB (Mesh back)</p> | Upholstered Seat. Does not stack. Must specify (L) Left or (R) Right Tablet (Example: 6509TL or 6509TR) | 6509TR | \$706 | \$740 | \$764 | \$798 | \$848 | \$865 | \$911 | \$993 | \$1033 | \$1110 | \$1213 | \$1344 |
| | | | OVERALL DIMENSIONS | | | SEAT DIMENSIONS | | | BACK DIMENSIONS | | | | | |
| | | | W | D | H | W | D | H | W | H | | | | |
| | | | 24.75 | 26.5 | 32.5 | 17 | 16 | 18.5 | 17 | 15 | | | | |
| | | |    | | | | | | | | | | | |

| DESCRIPTION | FEATURES | MODEL# | STANDARD TEXTILE GRADES | | | | | | | | | | | | |
|------------------------------------------------------------------------------------------------------------------------------------------------------------------------------------------------------------------------------------------------------------------------|-------------------------------------------------------------------------------------------------------------------------------------------------|---------------------|---------------------------|----------|--------------|------------------------|------------|----------|------------------------|----------|--------|--------|--------|--------|--------|
| | | | 1 | 2 | 3 | 4 | 5 | 6 | 7 | 8 | 9 | 10 | 11 | 12 | |
|  <p>6511</p> <p>Armless Chair COM Yardage: 0.75 Freight Class: 300 Product Weight (lbs.): 11 Cubic Feet Per Carton: 13.5 (2 per carton)</p> | <p>Upholstered Seat and Back. Stacks 5 high on floor. Stacks 10 high on dolly.</p> | <p>6511</p> | \$428 | \$459 | \$482 | \$514 | \$558 | \$575 | \$614 | \$691 | \$725 | \$800 | \$894 | \$1014 | |
| | | | 6511WS | \$459 | \$492 | \$513 | \$545 | \$589 | \$606 | \$645 | \$723 | \$758 | \$827 | \$925 | \$1046 |
| | | | OVERALL DIMENSIONS | | | SEAT DIMENSIONS | | | BACK DIMENSIONS | | | | | | |
| | | | W | D | H | W | D | H | W | H | | | | | |
| | | | 21.5 | 21.5 | 32 | 17 | 16 | 18.5 | 17 | 15 | | | | | |
| | | | RTA 00 | | FedEx | | ups | | | | | | | | |
|  <p>6511TR</p> <p>Armless Chair w/Tablet COM Yardage: 0.75 Freight Class: 250 Product Weight (lbs.): 28 Cubic Feet Per Carton: 14.25 (1 per carton)</p> | <p>Upholstered Seat & Back. Does not stack. Must specify (L) Left or (R) Right Tablet (Example: 6511TL or 6511TR)</p> | <p>6511T</p> | \$760 | \$794 | \$818 | \$852 | \$902 | \$919 | \$965 | \$1047 | \$1087 | \$1164 | \$1267 | \$1398 | |
| | | | 6511TWS | \$794 | \$828 | \$852 | \$886 | \$936 | \$953 | \$999 | \$1081 | \$1121 | \$1198 | \$1301 | \$1432 |
| | | | OVERALL DIMENSIONS | | | SEAT DIMENSIONS | | | BACK DIMENSIONS | | | | | | |
| | | | W | D | H | W | D | H | W | H | | | | | |
| | | | 24.75 | 26.5 | 32.5 | 17 | 16 | 18.5 | 17 | 15 | | | | | |
| | | | RTA 00 | | FedEx | | ups | | | | | | | | |
|  <p>6513</p> <p>Armchair COM Yardage: N/A Freight Class: 250 Product Weight (lbs.): 11 Cubic Feet Per Carton: 13.5 (2 per carton)</p> | <p>Polypropylene Seat. Stacks 5 high on floor. Stacks 10 high on dolly.</p> | <p>6513</p> | \$403 | - | - | - | - | - | - | - | - | - | - | - | |
| | | | 6513WS | \$445 | - | - | - | - | - | - | - | - | - | - | - |
| | | | 6513MB | \$466 | - | - | - | - | - | - | - | - | - | - | - |
| | | | 6513WSMB | \$508 | - | - | - | - | - | - | - | - | - | - | - |
| OVERALL DIMENSIONS | | | SEAT DIMENSIONS | | | BACK DIMENSIONS | | | | | | | | | |
| W | D | H | W | D | H | W | H | | | | | | | | |
| | | | 23 | 21.5 | 33 | 17 | 16 | 18 | 17 | 15 | | | | | |
| | | | RTA 00 | | FedEx | | ups | | | | | | | | |
|  <p>6513TR</p> <p>Armchair w/Tablet COM Yardage: N/A Freight Class: 250 Product Weight (lbs.): 27 Cubic Feet Per Carton: 14.25 (1 per carton)</p> | <p>Polypropylene Seat. Does not stack. Must specify (L) Left or (R) Right Tablet (Example: 6513TL or 6513TR)</p> | <p>6513T</p> | \$738 | - | - | - | - | - | - | - | - | - | - | - | |
| | | | 6513TWS | \$774 | - | - | - | - | - | - | - | - | - | - | - |
| | | | 6513TMB | \$749 | - | - | - | - | - | - | - | - | - | - | - |
| | | | 6513TWSMB | \$781 | - | - | - | - | - | - | - | - | - | - | - |
| OVERALL DIMENSIONS | | | SEAT DIMENSIONS | | | BACK DIMENSIONS | | | | | | | | | |
| W | D | H | W | D | H | W | H | | | | | | | | |
| | | | 25 | 26.5 | 32.5 | 17 | 16 | 18 | 17 | 15 | | | | | |
| | | | RTA 00 | | FedEx | | ups | | | | | | | | |
|  <p>6514</p> <p>Armchair COM Yardage: 0.75 Freight Class: 300 Product Weight (lbs.): 11 Cubic Feet Per Carton: 13.5 (2 per carton)</p> | <p>Upholstered Seat. Stacks 5 high on floor. Stacks 10 high on dolly.</p> | <p>6514</p> | \$451 | \$480 | \$501 | \$535 | \$580 | \$594 | \$636 | \$713 | \$747 | \$818 | \$914 | \$1036 | |
| | | | 6514WS | \$483 | \$512 | \$533 | \$567 | \$611 | \$626 | \$667 | \$743 | \$779 | \$850 | \$946 | \$1068 |
| | | | 6514MB | \$518 | \$552 | \$572 | \$606 | \$653 | \$668 | \$711 | \$785 | \$823 | \$894 | \$993 | \$1115 |
| | | | 6514WSMB | \$560 | \$576 | \$596 | \$629 | \$678 | \$692 | \$732 | \$813 | \$849 | \$920 | \$1017 | \$1142 |
| OVERALL DIMENSIONS | | | SEAT DIMENSIONS | | | BACK DIMENSIONS | | | | | | | | | |
| W | D | H | W | D | H | W | H | | | | | | | | |
| | | | 23 | 22 | 33 | 17 | 16 | 18.5 | 17 | 15 | | | | | |
| | | | RTA 00 | | FedEx | | ups | | | | | | | | |

| DESCRIPTION | FEATURES | MODEL# | STANDARD TEXTILE GRADES | | | | | | | | | | | | |
|-------------------------------------------------------------------------------------------------------------------------------------------------|-----------------------------------------------------------------------------------------------------------|-----------------------------------------------------------------------------------------------------------------------------|---------------------------|-------|-------|------------------------|-------|--------|------------------------|--------|--------|--------|--------|--------|--------|
| | | | 1 | 2 | 3 | 4 | 5 | 6 | 7 | 8 | 9 | 10 | 11 | 12 | |
|  6514TR |  6514TRMB (Mesh back) | Upholstered Seat. Does not stack. Must specify (L) Left or (R) Right Tablet (Example: 6514TL or 6514TR) | 6514T | \$788 | \$822 | \$846 | \$880 | \$930 | \$947 | \$993 | \$1075 | \$1115 | \$1192 | \$1295 | \$1426 |
| | | | 6514TWS | \$820 | \$854 | \$878 | \$912 | \$962 | \$979 | \$1025 | \$1107 | \$1147 | \$1224 | \$1327 | \$1458 |
| | | | 6514TMB | \$790 | \$824 | \$848 | \$882 | \$932 | \$949 | \$995 | \$1077 | \$1117 | \$1194 | \$1297 | \$1428 |
| | | | 6514TWSMB | \$821 | \$855 | \$879 | \$913 | \$963 | \$980 | \$1026 | \$1108 | \$1148 | \$1225 | \$1328 | \$1459 |
| | | | OVERALL DIMENSIONS | | | SEAT DIMENSIONS | | | BACK DIMENSIONS | | | | | | |
| | | | W | D | H | W | D | H | W | H | | | | | |
| | | | 25 | 26.5 | 32.5 | 17 | 16 | 18.5 | 17 | 15 | | | | | |
| Armchair w/Tablet COM Yardage: 0.75 Freight Class: 250 Product Weight (lbs.): 29 Cubic Feet Per Carton: 14.25 (1 per carton) | | | RTA 00 | | | FedEx | | | ups | | | | | | |
|  6515 | | Upholstered Seat and Back. Stacks 5 high on floor. Stacks 10 high on dolly. | 6515 | \$494 | \$523 | \$544 | \$580 | \$622 | \$640 | \$680 | \$757 | \$790 | \$862 | \$957 | \$1080 |
| | | | 6515WS | \$529 | \$558 | \$579 | \$615 | \$658 | \$674 | \$713 | \$791 | \$825 | \$896 | \$991 | \$1115 |
| | | | OVERALL DIMENSIONS | | | SEAT DIMENSIONS | | | BACK DIMENSIONS | | | | | | |
| | | | W | D | H | W | D | H | W | H | | | | | |
| | | | 23 | 22 | 34 | 17 | 15.5 | 18.5 | 17 | 15 | | | | | |
| Armchair COM Yardage: 0.75 Freight Class: 300 Product Weight (lbs.): 11.50 Cubic Feet Per Carton: 5.88 (2 per carton) | | | RTA 00 | | | FedEx | | | ups | | | | | | |
|  6515TR | | Upholstered Seat & Back. Does not stack. Must specify (L) Left or (R) Right Tablet (Example: 6515TL or 6515TR) | 6515T | \$788 | \$865 | \$889 | \$923 | \$973 | \$990 | \$1036 | \$1118 | \$1158 | \$1235 | \$1338 | \$1469 |
| | | | 6515TWS | \$864 | \$898 | \$922 | \$956 | \$1006 | \$1023 | \$1069 | \$1151 | \$1191 | \$1268 | \$1371 | \$1502 |
| | | | OVERALL DIMENSIONS | | | SEAT DIMENSIONS | | | BACK DIMENSIONS | | | | | | |
| | | | W | D | H | W | D | H | W | H | | | | | |
| | | | 25 | 26.5 | 32.5 | 17 | 16 | 18 | 17 | 15 | | | | | |
| Armchair w/Tablet COM Yardage: 0.75 Freight Class: 250 Product Weight (lbs.): 30 Cubic Feet Per Carton: 14.25 (1 per carton) | | | RTA 00 | | | | | | | | | | | | |
|  | | Accommodates 10 chairs. | 6517WS | \$574 | - | - | - | - | - | - | - | - | - | - | - |
| | | | | | | | | | | | | | | | |
| | | | OVERALL DIMENSIONS | | | SEAT DIMENSIONS | | | BACK DIMENSIONS | | | | | | |
| | | | W | D | H | W | D | H | W | H | | | | | |
| | | | 23.25 | 24.75 | 12.25 | - | - | - | - | - | | | | | |
| Dolly - Wall Saver COM Yardage: N/A Freight Class: 150 Product Weight (lbs.): 20 Cubic Feet Per Carton: 4 (0.5 per carton) | | | RTA 1 | | | FedEx | | | ups | | | | | | |
|  6518 |  6518MB (Mesh Back) | Polypropylene Seat. Stacks 5 high on floor. Stacks 10 high on dolly. | 6518 | \$397 | - | - | - | - | - | - | - | - | - | - | - |
| | | | 6518WS | \$432 | - | - | - | - | - | - | - | - | - | - | - |
| | | | 6518MB | \$464 | - | - | - | - | - | - | - | - | - | - | - |
| | | | 6518WSMB | \$501 | - | - | - | - | - | - | - | - | - | - | - |
| | | | OVERALL DIMENSIONS | | | SEAT DIMENSIONS | | | BACK DIMENSIONS | | | | | | |
| | | | W | D | H | W | D | H | W | H | | | | | |
| | | | 22 | 21 | 32.5 | 17 | 16 | 17 | 17 | 15 | | | | | |
| Armless Chair w/Sled Base COM Yardage: N/A Freight Class: 250 Product Weight (lbs.): 14 Cubic Feet Per Carton: 11.75 (2 per carton) | | | RTA 00 | | | FedEx | | | ups | | | | | | |



DESCRIPTION FEATURES MODEL# STANDARD TEXTILE GRADES



6518TR 6518TRMB (Mesh back)

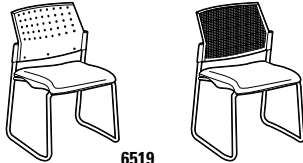
Armless Chair w/Tablet and Sled Base
 COM Yardage: N/A
 Freight Class: 300
 Product Weight (lbs.): 26
 Cubic Feet Per Carton: 14.25 (1 per carton)

Polypropylene Seat. Does not stack.
Must specify (L) Left or (R) Right Tablet
 (Example: 6518TL or 6518TR)

| | 1 | 2 | 3 | 4 | 5 | 6 | 7 | 8 | 9 | 10 | 11 | 12 |
|-----------|-------|---|---|---|---|---|---|---|---|----|----|----|
| 6518T | \$734 | - | - | - | - | - | - | - | - | - | - | - |
| 6518TWS | \$768 | - | - | - | - | - | - | - | - | - | - | - |
| 6518TMB | \$788 | - | - | - | - | - | - | - | - | - | - | - |
| 6518TWSMB | \$821 | - | - | - | - | - | - | - | - | - | - | - |

| OVERALL DIMENSIONS | | | SEAT DIMENSIONS | | | BACK DIMENSIONS | | |
|--------------------|------|------|-----------------|----|----|-----------------|----|--|
| W | D | H | W | D | H | W | H | |
| 24.75 | 26.5 | 32.5 | 17 | 16 | 18 | 17 | 15 | |

RTA 00



6519 6519MB (Mesh Back)

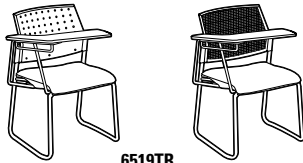
Armless Chair w/Sled Base
 COM Yardage: 0.75
 Freight Class: 250
 Product Weight (lbs.): 14
 Cubic Feet Per Carton: 5.88 (2 per carton)

Upholstered Seat.
 Stacks 5 high on floor.
 Stacks 10 high on dolly.

| | 1 | 2 | 3 | 4 | 5 | 6 | 7 | 8 | 9 | 10 | 11 | 12 |
|----------|-------|-------|-------|-------|-------|-------|-------|-------|-------|-------|--------|--------|
| 6519 | \$447 | \$476 | \$497 | \$531 | \$575 | \$590 | \$631 | \$707 | \$742 | \$813 | \$909 | \$1032 |
| 6519WS | \$489 | \$523 | \$545 | \$577 | \$624 | \$641 | \$682 | \$758 | \$796 | \$865 | \$966 | \$1086 |
| 6519MB | \$510 | \$543 | \$564 | \$596 | \$643 | \$658 | \$703 | \$776 | \$815 | \$886 | \$986 | \$1106 |
| 6519WSMB | \$555 | \$588 | \$609 | \$642 | \$687 | \$702 | \$744 | \$820 | \$859 | \$931 | \$1030 | \$1151 |

| OVERALL DIMENSIONS | | | SEAT DIMENSIONS | | | BACK DIMENSIONS | | |
|--------------------|----|----|-----------------|----|----|-----------------|----|--|
| W | D | H | W | D | H | W | H | |
| 22 | 21 | 33 | 17 | 16 | 17 | 17 | 15 | |

RTA 00



6519TR 6519TRMB (Mesh back)

Armless Chair w/Tablet and Sled Base
 COM Yardage: 0.75
 Freight Class: 300
 Product Weight (lbs.): 28
 Cubic Feet Per Carton: 14.25 (1 per carton)

Upholstered Seat. Does not stack.
Must specify (L) Left or (R) Right Tablet
 (Example: 6519TL or 6519TR)

| | 1 | 2 | 3 | 4 | 5 | 6 | 7 | 8 | 9 | 10 | 11 | 12 |
|-----------|-------|-------|--------|--------|--------|--------|--------|--------|--------|--------|--------|--------|
| 6519T | \$777 | \$811 | \$835 | \$869 | \$919 | \$936 | \$982 | \$1064 | \$1104 | \$1181 | \$1284 | \$1415 |
| 6519TWS | \$805 | \$839 | \$863 | \$897 | \$947 | \$964 | \$1010 | \$1092 | \$1132 | \$1209 | \$1312 | \$1443 |
| 6519TMB | \$836 | \$870 | \$894 | \$928 | \$978 | \$995 | \$1041 | \$1123 | \$1163 | \$1240 | \$1343 | \$1474 |
| 6519TWSMB | \$926 | \$960 | \$1010 | \$1027 | \$1073 | \$1155 | \$1195 | \$1272 | \$1375 | \$1506 | \$1375 | \$1474 |

| OVERALL DIMENSIONS | | | SEAT DIMENSIONS | | | BACK DIMENSIONS | | |
|--------------------|------|------|-----------------|----|----|-----------------|----|--|
| W | D | H | W | D | H | W | H | |
| 24.5 | 26.5 | 32.5 | 17 | 16 | 18 | 17 | 15 | |

RTA 00



6521

Armless Chair w/Sled Base
 COM Yardage: 0.75
 Freight Class: 250
 Product Weight (lbs.): 15
 Cubic Feet Per Carton: 13.5 (2 per carton)

Upholstered Seat and Back.
 Stacks 5 high on floor.
 Stacks 10 high on dolly.

| | 1 | 2 | 3 | 4 | 5 | 6 | 7 | 8 | 9 | 10 | 11 | 12 |
|--------|-------|-------|-------|-------|-------|-------|-------|-------|-------|-------|-------|--------|
| 6521 | \$488 | \$519 | \$540 | \$575 | \$618 | \$634 | \$674 | \$750 | \$784 | \$855 | \$952 | \$1074 |
| 6521WS | \$525 | \$556 | \$575 | \$608 | \$651 | \$668 | \$707 | \$781 | \$815 | \$885 | \$977 | \$1092 |

| OVERALL DIMENSIONS | | | SEAT DIMENSIONS | | | BACK DIMENSIONS | | |
|--------------------|----|----|-----------------|----|------|-----------------|----|--|
| W | D | H | W | D | H | W | H | |
| 22 | 21 | 33 | 17 | 16 | 18.5 | 17 | 15 | |

RTA 00



6521TR

Armless Chair w/Tablet and Sled Base
 COM Yardage: 0.75
 Freight Class: 300
 Product Weight (lbs.): 29
 Cubic Feet Per Carton: 14.25 (1 per carton)















Upholstered Seat & Back. Does not stack.
Must specify (L) Left or (R) Right Tablet
 (Example: 6521TL or 6521TR)


| | 1 | 2 | 3 | 4 | 5 | 6 | 7 | 8 | 9 | 10 | 11 | 12 |
|---------|-------|-------|-------|-------|-------|-------|--------|--------|--------|--------|--------|--------|
| 6521T | \$779 | \$813 | \$837 | \$871 | \$921 | \$938 | \$984 | \$1066 | \$1106 | \$1183 | \$1286 | \$1417 |
| 6521TWS | \$809 | \$843 | \$867 | \$901 | \$951 | \$968 | \$1014 | \$1096 | \$1136 | \$1213 | \$1316 | \$1447 |

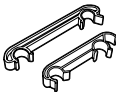
| OVERALL DIMENSIONS | | | SEAT DIMENSIONS | | | BACK DIMENSIONS | | |
|--------------------|------|------|-----------------|----|------|-----------------|----|--|
| W | D | H | W | D | H | W | H | |
| 24.75 | 26.5 | 32.5 | 17 | 16 | 18.5 | 17 | 15 | |

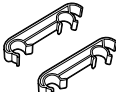
RTA 00



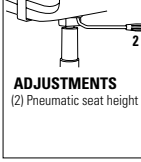
MULTI-PURPOSE



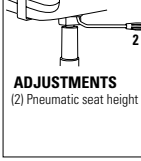
| DESCRIPTION | FEATURES | MODEL# | STANDARD TEXTILE GRADES | | | | | | | | | | | | |
|--------------------------------------------------------------------------------------------------------------------------------------------------------------|-------------------------------------------------------------------------------------------------------------|--------|------------------------------------------------------------------------------------------------------------------------|-------|-------|------------------------------------|-------|--------|---------------------------------|--------|--------|-------------------------------|--------|--------|--------|
| | | | 1 | 2 | 3 | 4 | 5 | 6 | 7 | 8 | 9 | 10 | 11 | 12 | |
|  6523 |  6523MB (Mesh Back) | | 6523 | \$462 | - | - | - | - | - | - | - | - | - | - | - |
| | | | 6523WS | \$508 | - | - | - | - | - | - | - | - | - | - | - |
| Armchair w/Sled Base COM Yardage: N/A Freight Class: 250 Product Weight (lbs.): 15 Cubic Feet Per Carton: 13.5 (2 per carton) | | | Polypropylene Seat. Stacks 5 high on floor. Stacks 10 high on dolly. | | | OVERALL DIMENSIONS W D H | | | SEAT DIMENSIONS W D H | | | BACK DIMENSIONS W H | | | |
| | | | 23 | 21 | 32.5 | 17 | 16 | 17 | 17 | 15 | | | | | |
| | | |  | | | | | | | | | | | | |
|  6523TR |  6523TRMB (Mesh back) | | 6523T | \$809 | - | - | - | - | - | - | - | - | - | - | |
| | | | 6523TWS | \$844 | - | - | - | - | - | - | - | - | - | - | - |
| Armchair w/Tablet and Sled Base COM Yardage: N/A Freight Class: 300 Product Weight (lbs.): 27 Cubic Feet Per Carton: 14.25 (1 per carton) | | | Polypropylene Seat. Does not stack. Must specify (L) Left or (R) Right Tablet (Example: 6523TL or 6523TR) | | | OVERALL DIMENSIONS W D H | | | SEAT DIMENSIONS W D H | | | BACK DIMENSIONS W H | | | |
| | | | 25 | 26.5 | 32.5 | 17 | 16 | 18 | 17 | 15 | | | | | |
| | | |  | | | | | | | | | | | | |
|  6524 |  6524MB (Mesh Back) | | 6524 | \$508 | \$539 | \$558 | \$592 | \$637 | \$655 | \$693 | \$772 | \$807 | \$877 | \$972 | \$1094 |
| | | | 6524WS | \$571 | \$602 | \$623 | \$657 | \$704 | \$718 | \$758 | \$837 | \$876 | \$946 | \$1046 | \$1165 |
| Armchair w/Sled Base COM Yardage: 0.75 Freight Class: 250 Product Weight (lbs.): 15 Cubic Feet Per Carton: 13.5 (2 per carton) | | | Upholstered Seat. Stacks 5 high on floor. Stacks 10 high on dolly. | | | OVERALL DIMENSIONS W D H | | | SEAT DIMENSIONS W D H | | | BACK DIMENSIONS W H | | | |
| | | | 33 | 21 | 33 | 17 | 16 | 17.5 | 17 | 15 | | | | | |
| | | |  | | | | | | | | | | | | |
|  6524TR |  6524TRMB (Mesh back) | | 6524T | \$849 | \$883 | \$907 | \$941 | \$991 | \$1008 | \$1054 | \$1136 | \$1176 | \$1253 | \$1356 | \$1487 |
| | | | 6524TWS | \$881 | \$915 | \$939 | \$973 | \$1023 | \$1040 | \$1086 | \$1168 | \$1208 | \$1285 | \$1388 | \$1519 |
| Armchair w/Tablet and Sled Base COM Yardage: 0.75 Freight Class: 300 Product Weight (lbs.): 29 Cubic Feet Per Carton: 13.5 (1 per carton) | | | Upholstered Seat. Does not stack. Must specify (L) Left or (R) Right Tablet (Example: 6524TL or 6524TR) | | | OVERALL DIMENSIONS W D H | | | SEAT DIMENSIONS W D H | | | BACK DIMENSIONS W H | | | |
| | | | 25 | 26.5 | 32.5 | 17 | 16 | 18.5 | 17 | 15 | | | | | |
| | | |  | | | | | | | | | | | | |
|  6525 | | | 6525 | \$555 | \$588 | \$609 | \$642 | \$685 | \$701 | \$742 | \$818 | \$852 | \$924 | \$1019 | \$1141 |
| | | | 6525WS | \$610 | \$641 | \$662 | \$696 | \$743 | \$757 | \$797 | \$877 | \$915 | \$986 | \$1086 | \$1204 |
| Armchair COM Yardage: 0.75 Freight Class: 250 Product Weight (lbs.): 16 Cubic Feet Per Carton: 13.5 (2 per carton) | | | Upholstered Seat and Back. Stacks 5 high on floor. Stacks 10 high on dolly. | | | OVERALL DIMENSIONS W D H | | | SEAT DIMENSIONS W D H | | | BACK DIMENSIONS W H | | | |
| | | | 23 | 21 | 33 | 17 | 15.5 | 17.5 | 17 | 15 | | | | | |
| | | |  | | | | | | | | | | | | |


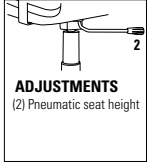









| DESCRIPTION | FEATURES | MODEL# | STANDARD TEXTILE GRADES | | | | | | | | | | | |
|--------------------------------------------------------------------------------------------------------------------------------------------------------------------------------------------------------------------------------------------------------------------------------------------------------------------------------------------------------------------|----------------------------------------------------------------------------------------------------------------------------------------------------------------|----------------|---------------------------|--------------|----------|------------------------|----------|----------|------------------------|----------|--------|--------|--------|--------|
| | | | 1 | 2 | 3 | 4 | 5 | 6 | 7 | 8 | 9 | 10 | 11 | 12 |
|  <p>6525TR</p> <p>Armchair w/Tablet and Sled Base COM Yardage: 0.75 Freight Class: 300 Product Weight (lbs.): 30 Cubic Feet Per Carton: 14.25 (1 per carton)</p> | <p>Upholstered Seat & Back. Does not stack. Must specify (L) Left or (R) Right Tablet (Example: 6525TL or 6525TR)</p> | 6525T | \$888 | \$922 | \$946 | \$980 | \$1030 | \$1047 | \$1093 | \$1175 | \$1215 | \$1292 | \$1395 | \$1526 |
| | | 6525TWS | \$921 | \$955 | \$979 | \$1013 | \$1063 | \$1080 | \$1126 | \$1208 | \$1248 | \$1325 | \$1428 | \$1559 |
| | | | OVERALL DIMENSIONS | | | SEAT DIMENSIONS | | | BACK DIMENSIONS | | | | | |
| | | | W | D | H | W | D | H | W | H | | | | |
| | | | 25 | 26.5 | 32.5 | 17 | 16 | 18.5 | 17 | 15 | | | | |
| | | | RTA 00 | FedEx | | ups | | | | | | | | |









| DESCRIPTION | FEATURES | MODEL# | STANDARD TEXTILE GRADES | | | | | | | | | | | |
|-----------------------------------------------------------------------------------------------------------------------------------------------------------------------------------------------------------------------------------------------------------------------------------------------------------------------------------------------|-------------------------------------|-------------|-------------------------|--------------|---------------------------|------------|----------|------------------------|----------|----------|------------------------|----|----|----|
| | | | 1 | 2 | 3 | 4 | 5 | 6 | 7 | 8 | 9 | 10 | 11 | 12 |
|  <p>6522</p> <p>Ganging Brackets COM Yardage: N/A Freight Class: 70 Product Weight (lbs.): 0.2 Cubic Feet Per Carton: 1 (25 per carton)</p> | <p>For four legged models only.</p> | 6522 | \$35 | - | - | - | - | - | - | - | - | - | - | - |
| | | | | | OVERALL DIMENSIONS | | | SEAT DIMENSIONS | | | BACK DIMENSIONS | | | |
| | | | W | D | H | W | D | H | W | H | | | | |
| | | | 0.87 | 7.75 | 1.5 | - | - | - | - | - | | | | |
| | | | RTA 00 | FedEx | | ups | | | | | | | | |



| DESCRIPTION | FEATURES | MODEL# | STANDARD TEXTILE GRADES | | | | | | | | | | | |
|------------------------------------------------------------------------------------------------------------------------------------------------------------------------------------------------------------------------------------------------------------------------------------------------------------------------------------------------|-------------------------------|-------------|-------------------------|--------------|---------------------------|------------|----------|------------------------|----------|----------|------------------------|----|----|----|
| | | | 1 | 2 | 3 | 4 | 5 | 6 | 7 | 8 | 9 | 10 | 11 | 12 |
|  <p>6526</p> <p>Ganging Brackets COM Yardage: N/A Freight Class: 70 Product Weight (lbs.): 0.25 Cubic Feet Per Carton: 1 (25 per carton)</p> | <p>Sled base models only.</p> | 6526 | \$26 | - | - | - | - | - | - | - | - | - | - | - |
| | | | | | OVERALL DIMENSIONS | | | SEAT DIMENSIONS | | | BACK DIMENSIONS | | | |
| | | | W | D | H | W | D | H | W | H | | | | |
| | | | 0.75 | 5.75 | 1.25 | - | - | - | - | - | | | | |
| | | | RTA 00 | FedEx | | ups | | | | | | | | |


| DESCRIPTION | FEATURES | MODEL# | STANDARD TEXTILE GRADES | | | | | | | | | | | | |
|------------------------------------------------------------------------------------------------------------------------------------------------------------------------------------------------------------------------------------------------------------------------------------------------------------------------------------|----------------------------------------------------------------------------------------------------------------------------------------------------------------------------------------------------------------------------------------------------------------------------------------------------------------------------------------|------------------------------------------------------------------------------------------------------------------------------------------------------------------|---------------------------|--------------|----------|------------------------|----------|--------------|------------------------|----------|---|----|----|----|--|
| | | | 1 | 2 | 3 | 4 | 5 | 6 | 7 | 8 | 9 | 10 | 11 | 12 | |
|  <p>6537</p> <p>Armless LB Task COM Yardage: N/A Freight Class: 250 Product Weight (lbs.): 21.5 Cubic Feet Per Carton: 6.5</p> |  <p>6537MB</p> <p>Armless LB Task COM Yardage: 0.75 Freight Class: 250 Product Weight (lbs.): 22.5 Cubic Feet Per Carton: 6.5</p> |  <p>ADJUSTMENTS (2) Pneumatic seat height</p> | 6537 | \$536 | | | | | | | | | | | |
| | | | 6537T | \$945 | | | | | | | | | | | |
| | | | 6537MB | \$603 | | | | | | | | | | | |
| | | | 6537MBT | \$1016 | | | | | | | | | | | |
| | | | OVERALL DIMENSIONS | | | SEAT DIMENSIONS | | | BACK DIMENSIONS | | | | | | |
| | | | W | D | H | W | D | H | W | H | | | | | |
| | | | 20.5 | 20.5 | 32.5 | 17 | 16 | 15.5-19.5 | 17 | 15 | | | | | |
| | | | 24 | 26 | 33 | 17 | 16 | 15.5-19.5 | 17 | 15 | | | | | |
| | | | RTA 1 | FedEx | | ups | | 1 per carton | | | | | | | |


| DESCRIPTION | FEATURES | MODEL# | STANDARD TEXTILE GRADES | | | | | | | | | | | | |
|-------------------------------------------------------------------------------------------------------------------------------------------------------------------------------------------------------------------------------------------------------------------------------------------------------------------------------------|----------------------------------------------------------------------------------------------------------------------------------------------------------------------------------------------------------------------------------------------------------------------------------------------------------------------------------------|------------------------------------------------------------------------------------------------------------------------------------------------------------------|---------------------------|--------------|----------|------------------------|----------|--------------|------------------------|----------|--------|--------|--------|--------|--------|
| | | | 1 | 2 | 3 | 4 | 5 | 6 | 7 | 8 | 9 | 10 | 11 | 12 | |
|  <p>6538</p> <p>Armless LB Task COM Yardage: 0.75 Freight Class: 250 Product Weight (lbs.): 22.5 Cubic Feet Per Carton: 6.5</p> |  <p>6538MB</p> <p>Armless LB Task COM Yardage: 0.75 Freight Class: 250 Product Weight (lbs.): 22.5 Cubic Feet Per Carton: 6.5</p> |  <p>ADJUSTMENTS (2) Pneumatic seat height</p> | 6538 | \$580 | \$611 | \$630 | \$664 | \$709 | \$727 | \$765 | \$844 | \$879 | \$949 | \$1043 | \$1165 |
| | | | 6538T | \$978 | \$1012 | \$1038 | \$1074 | \$1126 | \$1150 | \$1197 | \$1273 | \$1332 | \$1395 | \$1529 | \$1672 |
| | | | 6538MB | \$652 | \$685 | \$704 | \$738 | \$785 | \$800 | \$841 | \$918 | \$957 | \$1028 | \$1128 | \$1248 |
| | | | 6538MBT | \$1060 | \$1096 | \$1121 | \$1158 | \$1210 | \$1237 | \$1285 | \$1363 | \$1422 | \$1488 | \$1623 | \$1768 |
| | | | OVERALL DIMENSIONS | | | SEAT DIMENSIONS | | | BACK DIMENSIONS | | | | | | |
| | | | W | D | H | W | D | H | W | H | | | | | |
| | | | 20.5 | 20.5 | 32.5 | 17 | 16 | 16-20 | 17 | 14.5 | | | | | |
| | | | 24 | 26 | 33 | 17 | 16 | 16-20 | 17 | 14.5 | | | | | |
| | | | RTA 1 | FedEx | | ups | | 1 per carton | | | | | | | |



| DESCRIPTION | FEATURES | MODEL# | STANDARD TEXTILE GRADES | | | | | | | | | | | |
|----------------------------------------------------------------------------------------------------------------------------------------------------------------------------------------------------------------------------|---------------------------------------------------------------------------------------------------------------------------------------------------------------------------------------------------------------------------------------------------------------------------------------------------------------------------------------|-----------------|---------------------------|----------|----------|-------------------------------------------------------------------------------------------|----------|----------|------------------------|----------|--------|--------|--------|--------|
| | | | 1 | 2 | 3 | 4 | 5 | 6 | 7 | 8 | 9 | 10 | 11 | 12 |
|  <p>Armless LB Task COM Yardage: 6.5 Freight Class: 250 Product Weight (lbs.): 23.5 Cubic Feet Per Carton: 6.5</p> |  <p>ADJUSTMENTS (2) Pneumatic seat height</p> <p>Upholstered seat & back. Ergonomic features: C</p> <p>Available with tablet: Specify (L) left or (R) right tablet. (Example: 6539TL or 6539TR).</p> | 6539 | \$624 | \$655 | \$676 | \$711 | \$753 | \$770 | \$811 | \$888 | \$921 | \$992 | \$1088 | \$1210 |
| | | 6539T | \$1019 | \$1053 | \$1075 | \$1112 | \$1165 | \$1190 | \$1235 | \$1309 | \$1368 | \$1432 | \$1564 | \$1704 |
| | | | OVERALL DIMENSIONS | | | SEAT DIMENSIONS | | | BACK DIMENSIONS | | | | | |
| | | | W | D | H | W | D | H | W | H | | | | |
| | | | 20.5 | 20.5 | 33 | 17 | 15.5 | 16-20 | 17 | 15 | | | | |
| | | | 24 | 26 | 33 | 17 | 16 | 16-20 | 17 | 14.5 | | | | |
| | | | RTA 1 | | | FedEx  | | | 1 per carton | | | | | |
|  <p>6558</p> |  <p>6558MB (Mesh Back)</p> | 6558 | \$517 | - | - | - | - | - | - | - | - | - | - | - |
| | | 6558MB | \$603 | - | - | - | - | - | - | - | - | - | - | - |
| | | | OVERALL DIMENSIONS | | | SEAT DIMENSIONS | | | BACK DIMENSIONS | | | | | |
| | | | W | D | H | W | D | H | W | H | | | | |
| | | | 22 | 23 | 42 | 17 | 16 | 28 | 17 | 15 | | | | |
| | | | RTA 00 | | | | | | | | | | | |
|  <p>6558CS</p> |  <p>6558CSMB (Mesh Back)</p> | 6558CS | \$517 | - | - | - | - | - | - | - | - | - | - | |
| | | 6558CSMB | \$603 | - | - | - | - | - | - | - | - | - | - | - |
| | | | OVERALL DIMENSIONS | | | SEAT DIMENSIONS | | | BACK DIMENSIONS | | | | | |
| | | | W | D | H | W | D | H | W | H | | | | |
| | | | 22.5 | 22 | 38 | 17 | 16 | 24 | 17 | 15 | | | | |
| | | | RTA 00 | | | | | | | | | | | |
|  <p>6559</p> |  <p>6559MB (Mesh Back)</p> | 6559 | \$561 | \$592 | \$614 | \$647 | \$690 | \$708 | \$746 | \$824 | \$857 | \$930 | \$1024 | \$1146 |
| | | 6559MB | \$628 | \$661 | \$682 | \$715 | \$761 | \$778 | \$817 | \$894 | \$933 | \$1005 | \$1105 | \$1224 |
| | | | OVERALL DIMENSIONS | | | SEAT DIMENSIONS | | | BACK DIMENSIONS | | | | | |
| | | | W | D | H | W | D | H | W | H | | | | |
| | | | 22 | 23 | 42 | 17 | 16 | 28.5 | 17 | 15 | | | | |
| | | | RTA 00 | | | | | | | | | | | |
|  <p>6559CS</p> |  <p>6559CSMB (Mesh Back)</p> | 6559CS | \$561 | \$592 | \$614 | \$647 | \$690 | \$708 | \$746 | \$824 | \$857 | \$930 | \$1024 | \$1146 |
| | | 6559CSMB | \$628 | \$661 | \$682 | \$715 | \$761 | \$778 | \$817 | \$894 | \$933 | \$1005 | \$1105 | \$1224 |
| | | | OVERALL DIMENSIONS | | | SEAT DIMENSIONS | | | BACK DIMENSIONS | | | | | |
| | | | W | D | H | W | D | H | W | H | | | | |
| | | | 22.5 | 22 | 38 | 17 | 16 | 24.5 | 17 | 15 | | | | |
| | | | RTA 00 | | | | | | | | | | | |



| DESCRIPTION | FEATURES | MODEL# | STANDARD TEXTILE GRADES | | | | | | | | | | | | | |
|--------------------------------------------------------------------------------------------------------------------------------------------------------------------------------------------------------------------------------------------------|------------------------------------------------------------------------------------------------------------------------|----------------------|---------------------------|----------|----------|------------------------|----------|----------|------------------------|----------|-------|-------|--------|--------|--|--|
| | | | 1 | 2 | 3 | 4 | 5 | 6 | 7 | 8 | 9 | 10 | 11 | 12 | | |
|  <p>Armless Bar Stool COM Yardage: 0.75 Freight Class: 300 Product Weight (lbs.): 18 Cubic Feet Per Carton: 14.75 (1 per carton)</p> | <p>Upholstered Seat and back. Stacks 5 high on floor. Stacks 10 high on dolly.</p> | <p>6561</p> | \$610 | \$641 | \$662 | \$696 | \$742 | \$755 | \$795 | \$873 | \$907 | \$978 | \$1074 | \$1197 | | |
| | | | OVERALL DIMENSIONS | | | SEAT DIMENSIONS | | | BACK DIMENSIONS | | | | | | | |
| | | | W | D | H | W | D | H | W | H | | | | | | |
| | | | 22 | 23 | 42.5 | 17 | 16 | 28.5 | 17 | 15 | | | | | | |
| | | | <p>RTA 00</p> | | | | | | | | | | | | | |
|  <p>Armless Counter Stool COM Yardage: 0.75 Freight Class: 300 Product Weight (lbs.): 27 Cubic Feet Per Carton: 14.75 (2 per carton)</p> | <p>Upholstered Seat and back. Stacks 5 high on floor.</p> | <p>6561CS</p> | \$610 | \$639 | \$662 | \$694 | \$740 | \$755 | \$794 | \$872 | \$907 | \$978 | \$1074 | \$1197 | | |
| | | | OVERALL DIMENSIONS | | | SEAT DIMENSIONS | | | BACK DIMENSIONS | | | | | | | |
| | | | W | D | H | W | D | H | W | H | | | | | | |
| | | | 22.5 | 22 | 38 | 17 | 16 | 24.5 | 17 | 15 | | | | | | |
| | | | <p>RTA 00</p> | | | | | | | | | | | | | |
|  <p>6563</p> |  <p>6563MB (Mesh Back)</p> | <p>6563</p> | \$587 | - | - | - | - | - | - | - | - | - | - | | | |
| | | | OVERALL DIMENSIONS | | | SEAT DIMENSIONS | | | BACK DIMENSIONS | | | | | | | |
| | | | W | D | H | W | D | H | W | H | | | | | | |
| | | | 23 | 23 | 42 | 17 | 16 | 28 | 17 | 15 | | | | | | |
| | | | <p>RTA 00</p> | | | | | | | | | | | | | |
|  <p>6563CS</p> |  <p>6563CSMB (Mesh Back)</p> | <p>6563CS</p> | \$587 | - | - | - | - | - | - | - | - | - | | | | |
| | | | OVERALL DIMENSIONS | | | SEAT DIMENSIONS | | | BACK DIMENSIONS | | | | | | | |
| | | | W | D | H | W | D | H | W | H | | | | | | |
| | | | 22.5 | 23 | 38 | 17 | 16 | 24 | 17 | 15 | | | | | | |
| | | | <p>RTA 00</p> | | | | | | | | | | | | | |
|  <p>6564</p> |  <p>6564MB (Mesh Back)</p> | <p>6564</p> | \$626 | \$659 | \$679 | \$712 | \$754 | \$772 | \$812 | \$889 | \$925 | \$993 | \$1090 | \$1211 | | |
| | | | OVERALL DIMENSIONS | | | SEAT DIMENSIONS | | | BACK DIMENSIONS | | | | | | | |
| | | | W | D | H | W | D | H | W | H | | | | | | |
| | | | 23 | 23 | 42.5 | 17 | 16 | 28.5 | 17 | 15 | | | | | | |
| | | | <p>RTA 00</p> | | | | | | | | | | | | | |


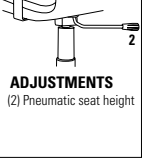

















| DESCRIPTION | FEATURES | MODEL# | STANDARD TEXTILE GRADES | | | | | | | | | | | |
|----------------------------------------------------------------------------------------------------------------------------------------------------|------------------------------------------------------------------------------------------------------------------|------------------------------|----------------------------------------------|-------|-------|------------------------------------|-------|-------|---------------------------------|-------|--------|-------------------------------|--------|--------|
| | | | 1 | 2 | 3 | 4 | 5 | 6 | 7 | 8 | 9 | 10 | 11 | 12 |
|  6564CS |  6564CSMB (Mesh Back) | | \$626 | \$659 | \$679 | \$712 | \$754 | \$772 | \$812 | \$889 | \$925 | \$993 | \$1090 | \$1211 |
| | | 6564CSMB Mesh Back | \$726 | \$759 | \$782 | \$814 | \$859 | \$876 | \$919 | \$993 | \$1031 | \$1103 | \$1203 | \$1322 |
| Counter Stool w/Arms COM Yardage: 0.75 Freight Class: 300 Product Weight (lbs.): 25 Cubic Feet Per Carton: 14.75 (2 per carton) | | | Upholstered Seat. Stacks 5 high on floor. | | | OVERALL DIMENSIONS W D H | | | SEAT DIMENSIONS W D H | | | BACK DIMENSIONS W H | | |
| | | | 22.5 23 38 | | | 17 16 24.5 | | | 17 15 | | | RTA 00 | | |

| DESCRIPTION | FEATURES | MODEL# | STANDARD TEXTILE GRADES | | | | | | | | | | | |
|------------------------------------------------------------------------------------------------------------------------------------------------|----------|--------|-------------------------------------------------------|-------|-------|------------------------------------|-------|-------|---------------------------------|-------|-------|-------------------------------|--------|--------|
| | | | 1 | 2 | 3 | 4 | 5 | 6 | 7 | 8 | 9 | 10 | 11 | 12 |
|  6565 | | | \$668 | \$702 | \$722 | \$755 | \$798 | \$816 | \$855 | \$933 | \$972 | \$1040 | \$1135 | \$1255 |
| Bar Stool w/Arms COM Yardage: 0.75 Freight Class: 300 Product Weight (lbs.): 19 Cubic Feet Per Carton: 14.75 (1 per carton) | | | Upholstered seat and back. Stacks 5 high on floor. | | | OVERALL DIMENSIONS W D H | | | SEAT DIMENSIONS W D H | | | BACK DIMENSIONS W H | | |
| | | | 23 23 42.5 | | | 17 16 28.5 | | | 17 15 | | | RTA 00 | | |




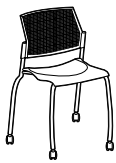



| DESCRIPTION | FEATURES | MODEL# | STANDARD TEXTILE GRADES | | | | | | | | | | | |
|----------------------------------------------------------------------------------------------------------------------------------------------------|----------|--------|----------------------------------------------|-------|-------|------------------------------------|-------|-------|---------------------------------|-------|-------|-------------------------------|--------|--------|
| | | | 1 | 2 | 3 | 4 | 5 | 6 | 7 | 8 | 9 | 10 | 11 | 12 |
|  6565CS | | | \$668 | \$702 | \$722 | \$755 | \$798 | \$816 | \$855 | \$933 | \$972 | \$1040 | \$1135 | \$1255 |
| Counter Stool w/Arms COM Yardage: 0.75 Freight Class: 300 Product Weight (lbs.): 27 Cubic Feet Per Carton: 14.75 (2 per carton) | | | Upholstered Seat. Stacks 5 high on floor. | | | OVERALL DIMENSIONS W D H | | | SEAT DIMENSIONS W D H | | | BACK DIMENSIONS W H | | |
| | | | 22.5 23 38 | | | 17 16 24.5 | | | 17 15 | | | RTA 00 | | |





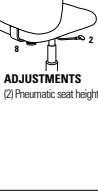

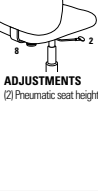
| DESCRIPTION | FEATURES | MODEL# | STANDARD TEXTILE GRADES | | | | | | | | | | | |
|----------------------------------------------------------------------------------------------------------------------------|------------------------------------------------------------------------------------------------------|------------------------------------------|----------------------------------------------|---|---|------------------------------------|---|---|---------------------------------|---|---|------------------------------------------------------------------------------------------------------------------------|----|----|
| | | | 1 | 2 | 3 | 4 | 5 | 6 | 7 | 8 | 9 | 10 | 11 | 12 |
|  6567 |  6567MB | | | | | | | | | | | | | |
| | | 6567 (2) Pneumatic seat height | | | | | | | | | | | | |
| LB Task w/Arms COM Yardage: N/A Freight Class: 250 Product Weight (lbs.): 23 Cubic Feet Per Carton: 6.5 | | | Polypropylene seat. Ergonomic features: C | | | OVERALL DIMENSIONS W D H | | | SEAT DIMENSIONS W D H | | | BACK DIMENSIONS W H | | |
| | | | 23 20.5 32.5 | | | 17 16 15.5-20.5 | | | 17 15 | | | List price 6567 \$603 6567T \$1001 6567MB \$674 6567MBT \$1087 RTA 1 | | |

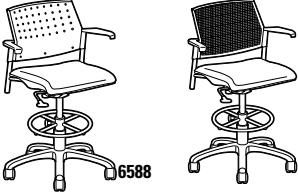
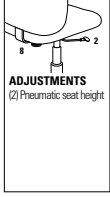

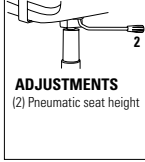

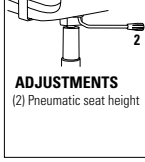
| DESCRIPTION | FEATURES | MODEL# | STANDARD TEXTILE GRADES | | | | | | | | | | | |
|----------------------------------------------------------------------------------------------------------------------------|------------------------------------------------------------------------------------------------------|------------------------------------------|--------------------------------------------|---|---|------------------------------------|---|---|---------------------------------|---|---|------------------------------------------------------------------------------------------------------------------------|----|----|
| | | | 1 | 2 | 3 | 4 | 5 | 6 | 7 | 8 | 9 | 10 | 11 | 12 |
|  6568 |  6568MB | | | | | | | | | | | | | |
| | | 6568 (2) Pneumatic seat height | | | | | | | | | | | | |
| LB Task w/Arms COM Yardage: N/A Freight Class: 250 Product Weight (lbs.): 24 Cubic Feet Per Carton: 6.5 | | | Upholstered seat. Ergonomic features: C | | | OVERALL DIMENSIONS W D H | | | SEAT DIMENSIONS W D H | | | BACK DIMENSIONS W H | | |
| | | | 23 20.5 32.5 | | | 17 16 16-21 | | | 17 14.5 | | | List price 6568 \$646 6568T \$1041 6568MB \$710 6568MBT \$1107 RTA 1 | | |


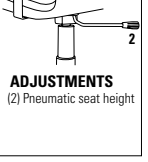



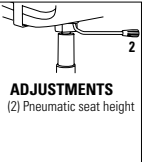


| DESCRIPTION | FEATURES | MODEL# | STANDARD TEXTILE GRADES | | | | | | | | | | | | | |
|-------------------------------------------------------------------------------------------------------------------------------------------------------------------------------------------------------------------------|---------------------------------------------------------------------------------------------------------------------------------------------------------------------------------------------------------------------------------------------------------------------------------------------------------------------------------------|---------------------------|-------------------------|--------|------------------------|--------|--------|------------------------|---------------|--------|--------|-------------------------------------------------------------------------------------------------------------------------------------------------------------------------------------|--------|--------|--|--|
| | | | 1 | 2 | 3 | 4 | 5 | 6 | 7 | 8 | 9 | 10 | 11 | 12 | | |
|  <p>LB Task w/Arms COM Yardage: N/A Freight Class: 250 Product Weight (lbs.): 25 Cubic Feet Per Carton: 6.5</p> |  <p>ADJUSTMENTS (2) Pneumatic seat height</p> <p>Upholstered seat & back. Ergonomic features: C</p> <p>Available with tablet: Specify (L) left or (R) right tablet. (Example: 6569TL or 6569TR).</p> | 6569 | \$691 | \$722 | \$741 | \$777 | \$821 | \$837 | \$877 | \$955 | \$988 | \$1060 | \$1154 | \$1277 | | |
| | | 6569T | \$1076 | \$1110 | \$1134 | \$1169 | \$1221 | \$1244 | \$1289 | \$1363 | \$1420 | \$1481 | \$1610 | \$1749 | | |
| | | OVERALL DIMENSIONS | | | SEAT DIMENSIONS | | | BACK DIMENSIONS | | | | | | | | |
| | | W | D | H | W | D | H | W | H | | | | | | | |
| | | | 23 | 20.5 | 33 | 17 | 15.5 | 16-21 | 17 | 15 | | | | | | |
| | | | | | | | | | RTA 1 | | |   1 per carton | | | | |
|  <p>6573</p> |  <p>6573MB (Mesh Back)</p> | 6573 | \$485 | - | - | - | - | - | - | - | - | - | - | | | |
| | | 6573MB | \$550 | - | - | - | - | - | - | - | - | - | - | | | |
| | | OVERALL DIMENSIONS | | | SEAT DIMENSIONS | | | BACK DIMENSIONS | | | | | | | | |
| | | W | D | H | W | D | H | W | H | | | | | | | |
| | | | 23 | 21 | 32 | 17 | 16 | 17.5 | 17 | 14.5 | | | | | | |
| | | | | | | | | | RTA 00 | | |   | | | | |
|  <p>6573TR</p> |  <p>6573TRMB (Mesh Back)</p> | 6573T | \$823 | - | - | - | - | - | - | - | - | - | | | | |
| | | 6573TMB | \$881 | - | - | - | - | - | - | - | - | - | | | | |
| | | OVERALL DIMENSIONS | | | SEAT DIMENSIONS | | | BACK DIMENSIONS | | | | | | | | |
| | | W | D | H | W | D | H | W | H | | | | | | | |
| | | | 25 | 26.5 | 32.5 | 17 | 16 | 18 | 17 | 15 | | | | | | |
| | | | | | | | | | RTA 00 | | |   | | | | |
|  <p>6574</p> |  <p>6574MB (Mesh Back)</p> | 6574 | \$532 | \$561 | \$584 | \$618 | \$660 | \$678 | \$718 | \$792 | \$828 | \$901 | \$998 | \$1118 | | |
| | | 6574MB | \$597 | \$630 | \$651 | \$684 | \$730 | \$747 | \$786 | \$863 | \$904 | \$974 | \$1074 | \$1195 | | |
| | | OVERALL DIMENSIONS | | | SEAT DIMENSIONS | | | BACK DIMENSIONS | | | | | | | | |
| | | W | D | H | W | D | H | W | H | | | | | | | |
| | | | 23 | 21.5 | 33 | 17 | 16 | 18 | 17 | 14 | | | | | | |
| | | | | | | | | | RTA 00 | | |   | | | | |
|  <p>6574TR</p> |  <p>6574TRMB (Mesh Back)</p> | 6574T | \$868 | \$902 | \$926 | \$960 | \$1010 | \$1027 | \$1073 | \$1155 | \$1195 | \$1272 | \$1375 | \$1506 | | |
| | | 6574TMB | \$930 | \$964 | \$988 | \$1022 | \$1072 | \$1089 | \$1135 | \$1217 | \$1257 | \$1334 | \$1437 | \$1568 | | |
| | | OVERALL DIMENSIONS | | | SEAT DIMENSIONS | | | BACK DIMENSIONS | | | | | | | | |
| | | W | D | H | W | D | H | W | H | | | | | | | |
| | | | 25 | 26.5 | 32.5 | 17 | 16 | 18 | 17 | 15 | | | | | | |
| | | | | | | | | | RTA 00 | | |  | | | | |

MULTI-PURPOSE

| DESCRIPTION | FEATURES | MODEL# | STANDARD TEXTILE GRADES | | | | | | | | | | | |
|------------------------------------------------------------------------------------------------------------------------------------------------------------------------------------------------------------------------------------------------------------------------------------|------------------------------------------------------------------------------------------------------------------------------------|----------------------|---------------------------|----------|----------|------------------------|----------|----------|------------------------|----------|--------|--------|--------|--------|
| | | | 1 | 2 | 3 | 4 | 5 | 6 | 7 | 8 | 9 | 10 | 11 | 12 |
|  <p>Armchair w/Casters COM Yardage: 0.75 Freight Class: 250 Product Weight (lbs.): 15 Cubic Feet Per Carton: 13.5 (2 per carton)</p> | Upholstered Seat and Back. Does not stack. | 6575 | \$556 | \$589 | \$610 | \$643 | \$686 | \$702 | \$743 | \$819 | \$853 | \$925 | \$1020 | \$1142 |
| | | | OVERALL DIMENSIONS | | | SEAT DIMENSIONS | | | BACK DIMENSIONS | | | | | |
| | | | W | D | H | W | D | H | W | H | | | | |
| | | | 23 | 21.5 | 32.5 | 17 | 15.5 | 18 | 17 | 14.5 | | | | |
| | | | RTA 00 | | | | | | | | | | | |
|  <p>6575T</p> <p>Armchair w/Tablet and Casters COM Yardage: 0.75 Freight Class: 300 Product Weight (lbs.): 30 Cubic Feet Per Carton: 14.25 (1 per carton)</p> | Upholstered Seat & Back. Does not stack. Must specify (L) Left or (R) Right Tablet (Example: 6575TL or 6575TR) | 6575T | \$902 | \$936 | \$960 | \$994 | \$1044 | \$1061 | \$1107 | \$1189 | \$1229 | \$1306 | \$1409 | \$1540 |
| | | | OVERALL DIMENSIONS | | | SEAT DIMENSIONS | | | BACK DIMENSIONS | | | | | |
| | | | W | D | H | W | D | H | W | H | | | | |
| | | | 25 | 26.5 | 32.5 | 17 | 16 | 18.5 | 17 | 15 | | | | |
| | | | RTA 00 | | | | | | | | | | | |
|  <p>6577</p> <p>Armless Chair w/Casters COM Yardage: N/A Freight Class: 300 Product Weight (lbs.): 12 Cubic Feet Per Carton: 13.5 (2 per carton)</p> | Polypropylene Seat. Does not stack. | 6577 | \$422 | - | - | - | - | - | - | - | - | - | - | |
| | | | OVERALL DIMENSIONS | | | SEAT DIMENSIONS | | | BACK DIMENSIONS | | | | | |
| | | | W | D | H | W | D | H | W | H | | | | |
| | | | 21 | 21 | 33 | 17 | 16 | 17.5 | 17 | 14.5 | | | | |
| | | | RTA 00 FedEx UPS | | | | | | | | | | | |
|  <p>6577MB (Mesh Back)</p> | | 6577MB Mesh Back | \$482 | - | - | - | - | - | - | - | - | - | | |
| | | | OVERALL DIMENSIONS | | | SEAT DIMENSIONS | | | BACK DIMENSIONS | | | | | |
| | | | W | D | H | W | D | H | W | H | | | | |
| | | | 21 | 21 | 33 | 17 | 16 | 17.5 | 17 | 14.5 | | | | |
| | | | RTA 00 FedEx UPS | | | | | | | | | | | |
|  <p>6577T</p> <p>Armless Chair w/Tablet and Casters COM Yardage: N/A Freight Class: 300 Product Weight (lbs.): 27 Cubic Feet Per Carton: 14.25 (1 per carton)</p> | Polypropylene Seat. Does not stack. Must specify (L) Left or (R) Right Tablet (Example: 6577TL or 6577TR) | 6577T | \$750 | - | - | - | - | - | - | - | - | - | - | |
| | | | OVERALL DIMENSIONS | | | SEAT DIMENSIONS | | | BACK DIMENSIONS | | | | | |
| | | | W | D | H | W | D | H | W | H | | | | |
| | | | 24.75 | 26.5 | 32.5 | 17 | 16 | 18 | 17 | 15 | | | | |
| | | | RTA 00 FedEx UPS | | | | | | | | | | | |
|  <p>6577TMB (Mesh Back)</p> | | 6577TMB Mesh Back | \$809 | - | - | - | - | - | - | - | - | - | | |
| | | | OVERALL DIMENSIONS | | | SEAT DIMENSIONS | | | BACK DIMENSIONS | | | | | |
| | | | W | D | H | W | D | H | W | H | | | | |
| | | | 24.75 | 26.5 | 32.5 | 17 | 16 | 18 | 17 | 15 | | | | |
| | | | RTA 00 FedEx UPS | | | | | | | | | | | |
|  <p>6578</p> <p>Armless Chair w/Casters COM Yardage: 0.75 Freight Class: 300 Product Weight (lbs.): 13 Cubic Feet Per Carton: 13.5 (2 per carton)</p> | Upholstered Seat. Does not stack. | 6578 | \$466 | \$499 | \$518 | \$553 | \$596 | \$614 | \$653 | \$729 | \$765 | \$838 | \$932 | \$1052 |
| | | | OVERALL DIMENSIONS | | | SEAT DIMENSIONS | | | BACK DIMENSIONS | | | | | |
| | | | W | D | H | W | D | H | W | H | | | | |
| | | | 21 | 21.5 | 33 | 17 | 16 | 18 | 17 | 14 | | | | |
| | | | RTA 00 FedEx UPS | | | | | | | | | | | |

| DESCRIPTION | FEATURES | MODEL# | STANDARD TEXTILE GRADES | | | | | | | | | | | | |
|-------------------------------------------------------------------------------------------------------------------------------------------------------------------------------------------------------------------------------------------------------------------------------------------------------------------------------------------------------------------------------------------------------------------------------------------------------------------------------------------------------------------------------------------------------------|------------------------------------------------------------------------------------------------------------------------------------------------------------------|-----------------------------|----------------------------|----------------------------|------------------------|-------|--------|--------|--------|--------|--------|--------|--------|--------|--------|
| | | | 1 | 2 | 3 | 4 | 5 | 6 | 7 | 8 | 9 | 10 | 11 | 12 | |
|  <p>6578TR 6578TRMB (Mesh Back)</p> <p>Armless Chair w/Tablet and Casters COM Yardage: 0.75 Freight Class: 300 Product Weight (lbs.): 28 Cubic Feet Per Carton: 14.25 (1 per carton)</p> <p>Upholstered Seat. Does not stack. Must specify (L) Left or (R) Right Tablet (Example: 6578TL or 6578TR)</p> | | 6578T | \$795 | \$829 | \$853 | \$887 | \$937 | \$954 | \$1000 | \$1082 | \$1122 | \$1199 | \$1302 | \$1433 | |
| | | 6578TMB Mesh Back | \$849 | \$883 | \$907 | \$941 | \$991 | \$1008 | \$1054 | \$1136 | \$1176 | \$1253 | \$1356 | \$1487 | |
| | | OVERALL DIMENSIONS | SEAT DIMENSIONS | BACK DIMENSIONS | | | | | | | | | | | |
| | | W D H | W D H | W H | | | | | | | | | | | |
| | | | 24.75 | 26.5 | 32.5 | 17 | 16 | 18.5 | 17 | 15 | | | | | |
| | | | RTA 00 | FedEx | ups | | | | | | | | | | |
|  <p>6579</p> <p>Armless chair w/Casters COM Yardage: 0.75 Freight Class: 250 Product Weight (lbs.): 13 Cubic Feet Per Carton: 13.5 (2 per carton)</p> <p>Upholstered Seat and Back. Does not stack.</p> | | | 1 | 2 | 3 | 4 | 5 | 6 | 7 | 8 | 9 | 10 | 11 | 12 | |
| | | 6579 | \$510 | \$541 | \$560 | \$594 | \$640 | \$656 | \$695 | \$773 | \$807 | \$879 | \$974 | \$1095 | |
| | | OVERALL DIMENSIONS | SEAT DIMENSIONS | BACK DIMENSIONS | | | | | | | | | | | |
| | | W D H | W D H | W H | | | | | | | | | | | |
| | | | 21 | 21.5 | 32.5 | 17 | 15.5 | 18 | 17 | 14.5 | | | | | |
| | | | RTA 00 | FedEx | ups | | | | | | | | | | |
|  <p>6579TR</p> <p>Armless Chair w/Tablet and Casters COM Yardage: 0.75 Freight Class: 300 Product Weight (lbs.): 18 Cubic Feet Per Carton: 11.75 (1 per carton)</p> <p>Upholstered Seat & Back. Does not stack. Must specify (L) Left or (R) Right Tablet (Example: 6579TL or 6579TR)</p> | | | 1 | 2 | 3 | 4 | 5 | 6 | 7 | 8 | 9 | 10 | 11 | 12 | |
| | | 6579T | \$849 | \$883 | \$907 | \$941 | \$991 | \$1008 | \$1054 | \$1136 | \$1176 | \$1253 | \$1356 | \$1487 | |
| | | OVERALL DIMENSIONS | SEAT DIMENSIONS | BACK DIMENSIONS | | | | | | | | | | | |
| | | W D H | W D H | W H | | | | | | | | | | | |
| | | | 23.5 | 21.5 | 33 | 17 | 16 | 18.5 | 17 | 15 | | | | | |
| | | | RTA 00 | | | | | | | | | | | | |
|  <p>6586</p> <p>LB Task Height Adjustable Chair COM Yardage: 0.75 Freight Class: 250 Product Weight (lbs.): 28 Cubic Feet Per Carton: 8.25 (1 per carton)</p> <p>Upholstered Seat and Back. Ergonomic Features: C, M</p> |  <p>ADJUSTMENTS (2) Pneumatic seat height</p> | | 1 | 2 | 3 | 4 | 5 | 6 | 7 | 8 | 9 | 10 | 11 | 12 | |
| | | | 6586 | \$944 | \$975 | \$998 | \$1031 | \$1074 | \$1094 | \$1133 | \$1210 | \$1249 | \$1320 | \$1419 | \$1540 |
| | | | OVERALL DIMENSIONS | SEAT DIMENSIONS | BACK DIMENSIONS | | | | | | | | | | |
| | | | W D H | W D H | W H | | | | | | | | | | |
| | | | 24 | 21.5 | 21.5 | 17 | 16 | 22-32 | 17 | 14.5 | | | | | |
| | | | RTA 1 | FedEx | ups | | | | | | | | | | |
|  <p>6587</p> <p>LB Task Height Adjustable Chair COM Yardage: N/A Freight Class: 250 Product Weight (lbs.): 26 Cubic Feet Per Carton: 8.25 (1 per carton)</p> <p>Polypropylene Seat. Ergonomic Features: C, M</p> |  <p>ADJUSTMENTS (2) Pneumatic seat height</p> | | 1 | 2 | 3 | 4 | 5 | 6 | 7 | 8 | 9 | 10 | 11 | 12 | |
| | | | 6587 | \$792 | - | - | - | - | - | - | - | - | - | - | - |
| | | | OVERALL DIMENSIONS | SEAT DIMENSIONS | BACK DIMENSIONS | | | | | | | | | | |
| | | | W D H | W D H | W H | | | | | | | | | | |
| | | | 24.0 | 21.5 | 42.5 | 17 | 16 | 22-32 | 17 | 14.5 | | | | | |
| | | | RTA 1 | FedEx | ups | | | | | | | | | | |

| DESCRIPTION | FEATURES | MODEL# | STANDARD TEXTILE GRADES | | | | | | | | | | | | | | | | | | | | | | | | | | | | | | | | | | | | | | | | |
|-----------------------------------------------------------------------------------------------------------------------------------------------------------------------------------------------------------------------------------------------------------|--------------------------------------------------------------------------------------------------------------------------------------------|-----------------|----------------------------------------------------------------------------------------------------------------------------------------------------------------------------------------------------------------------------------------------|--------|--------|--------|--------|--------|-------------------------------------------------------------------------------------------------------------------------------------------------------------------------------------------|--------|--------|--------|--------|--------|----|----|-------|-------------------------------------------------------------------------------------------------------------------------------------------------------------------|------|----|----|----|------|-----------------------------------------------------------------------------------------------------------------------------------------------------------------------------------------------------------------------------------------------------|--|--|---|---|---|----|------|-----------|----|----|-----------|------------------------------------------------------------------------------------------------------------------------------------------------------------------------------------------------------|--|---|---|----|----|----|------|
| | | | 1 | 2 | 3 | 4 | 5 | 6 | 7 | 8 | 9 | 10 | 11 | 12 | | | | | | | | | | | | | | | | | | | | | | | | | | | | | |
|  <p>LB Task Height Adjustable Chair COM Yardage: 0.75 Freight Class: 250 Product Weight (lbs.): 28 Cubic Feet Per Carton: 8.25 (1 per carton)</p> |  <p>ADJUSTMENTS (2) Pneumatic seat height</p> | 6588 | \$894 | \$925 | \$946 | \$977 | \$1026 | \$1041 | \$1081 | \$1158 | \$1198 | \$1268 | \$1369 | \$1488 | | | | | | | | | | | | | | | | | | | | | | | | | | | | | |
| | | 6588MB | \$874 | \$905 | \$928 | \$961 | \$1006 | \$1022 | \$1063 | \$1141 | \$1179 | \$1250 | \$1350 | \$1472 | | | | | | | | | | | | | | | | | | | | | | | | | | | | | |
| <p>OVERALL DIMENSIONS</p> <table border="1"> <thead> <tr> <th>W</th> <th>D</th> <th>H</th> </tr> </thead> <tbody> <tr> <td>24</td> <td>21.5</td> <td>42.5</td> </tr> </tbody> </table> | | | W | D | H | 24 | 21.5 | 42.5 | <p>SEAT DIMENSIONS</p> <table border="1"> <thead> <tr> <th>W</th> <th>D</th> <th>H</th> </tr> </thead> <tbody> <tr> <td>17</td> <td>16</td> <td>22-32</td> </tr> </tbody> </table> | | | W | D | H | 17 | 16 | 22-32 | <p>BACK DIMENSIONS</p> <table border="1"> <thead> <tr> <th>W</th> <th>H</th> </tr> </thead> <tbody> <tr> <td>17</td> <td>14.5</td> </tr> </tbody> </table> | | W | H | 17 | 14.5 | | | | | | | | | | | | | | | | | | | | |
| W | D | H | | | | | | | | | | | | | | | | | | | | | | | | | | | | | | | | | | | | | | | | | |
| 24 | 21.5 | 42.5 | | | | | | | | | | | | | | | | | | | | | | | | | | | | | | | | | | | | | | | | | |
| W | D | H | | | | | | | | | | | | | | | | | | | | | | | | | | | | | | | | | | | | | | | | | |
| 17 | 16 | 22-32 | | | | | | | | | | | | | | | | | | | | | | | | | | | | | | | | | | | | | | | | | |
| W | H | | | | | | | | | | | | | | | | | | | | | | | | | | | | | | | | | | | | | | | | | | |
| 17 | 14.5 | | | | | | | | | | | | | | | | | | | | | | | | | | | | | | | | | | | | | | | | | | |
| <p>Upholstered Seat. Ergonomic Features: C, M</p> | | | <p>RTA 1 FedEx UPS</p> | | | | | | | | | | | | | | | | | | | | | | | | | | | | | | | | | | | | | | | | |
|  <p>Armless LB Task with Pedestal Base COM Yardage: N/A Freight Class: 250 Product Weight (lbs.): 28 Cubic Feet Per Carton: 9.75</p> |  <p>ADJUSTMENTS (2) Pneumatic seat height</p> | 6537PB | \$778 | | | | | | | | | | | | | | | | | | | | | | | | | | | | | | | | | | | | | | | | |
| | | 6537MBPB | \$1186 | \$1186 | | | | | | | | | | | | | | | | | | | | | | | | | | | | | | | | | | | | | | | |
| <p>Polypropylene seat. Ergonomic features: C</p> <p>Available with tablet: Specify (L) left or (R) right tablet. (Example: 6537TL or 6537TR).</p> | | | <p>OVERALL DIMENSIONS</p> <table border="1"> <thead> <tr> <th>W</th> <th>D</th> <th>H</th> </tr> </thead> <tbody> <tr> <td>20.5</td> <td>20.5</td> <td>31</td> </tr> <tr> <td>24</td> <td>26</td> <td>31</td> </tr> </tbody> </table> | | | | | | | | | | | | W | D | H | 20.5 | 20.5 | 31 | 24 | 26 | 31 | <p>SEAT DIMENSIONS</p> <table border="1"> <thead> <tr> <th>W</th> <th>D</th> <th>H</th> </tr> </thead> <tbody> <tr> <td>17</td> <td>16</td> <td>15.5-19.5</td> </tr> <tr> <td>17</td> <td>16</td> <td>15.5-19.5</td> </tr> </tbody> </table> | | | W | D | H | 17 | 16 | 15.5-19.5 | 17 | 16 | 15.5-19.5 | <p>BACK DIMENSIONS</p> <table border="1"> <thead> <tr> <th>W</th> <th>H</th> </tr> </thead> <tbody> <tr> <td>17</td> <td>15</td> </tr> <tr> <td>17</td> <td>15</td> </tr> </tbody> </table> | | W | H | 17 | 15 | 17 | 15 |
| W | D | H | | | | | | | | | | | | | | | | | | | | | | | | | | | | | | | | | | | | | | | | | |
| 20.5 | 20.5 | 31 | | | | | | | | | | | | | | | | | | | | | | | | | | | | | | | | | | | | | | | | | |
| 24 | 26 | 31 | | | | | | | | | | | | | | | | | | | | | | | | | | | | | | | | | | | | | | | | | |
| W | D | H | | | | | | | | | | | | | | | | | | | | | | | | | | | | | | | | | | | | | | | | | |
| 17 | 16 | 15.5-19.5 | | | | | | | | | | | | | | | | | | | | | | | | | | | | | | | | | | | | | | | | | |
| 17 | 16 | 15.5-19.5 | | | | | | | | | | | | | | | | | | | | | | | | | | | | | | | | | | | | | | | | | |
| W | H | | | | | | | | | | | | | | | | | | | | | | | | | | | | | | | | | | | | | | | | | | |
| 17 | 15 | | | | | | | | | | | | | | | | | | | | | | | | | | | | | | | | | | | | | | | | | | |
| 17 | 15 | | | | | | | | | | | | | | | | | | | | | | | | | | | | | | | | | | | | | | | | | | |
| <p>1 per carton</p> | | | <p>RTA 1</p> | | | | | | | | | | | | | | | | | | | | | | | | | | | | | | | | | | | | | | | | |
|  <p>Armless LB Task with Pedestal Base COM Yardage: 6.5 Freight Class: 250 Product Weight (lbs.): 23.5 Cubic Feet Per Carton: 6.5</p> |  <p>ADJUSTMENTS (2) Pneumatic seat height</p> | 6539PB | \$866 | \$899 | \$919 | \$955 | \$1004 | \$1026 | \$1071 | \$1142 | \$1197 | \$1255 | \$1379 | \$1511 | | | | | | | | | | | | | | | | | | | | | | | | | | | | | |
| | | 6539TLPB | \$1261 | \$1294 | \$1315 | \$1351 | \$1403 | \$1425 | \$1469 | \$1542 | \$1597 | \$1658 | \$1785 | \$1920 | | | | | | | | | | | | | | | | | | | | | | | | | | | | | |
| <p>Upholstered seat & back. Ergonomic features: C</p> <p>Available with tablet: Specify (L) left or (R) right tablet. (Example: 6539TL or 6539TR).</p> | | | <p>OVERALL DIMENSIONS</p> <table border="1"> <thead> <tr> <th>W</th> <th>D</th> <th>H</th> </tr> </thead> <tbody> <tr> <td>24</td> <td>20.5</td> <td>31</td> </tr> <tr> <td>24</td> <td>26</td> <td>31</td> </tr> </tbody> </table> | | | | | | | | | | | | W | D | H | 24 | 20.5 | 31 | 24 | 26 | 31 | <p>SEAT DIMENSIONS</p> <table border="1"> <thead> <tr> <th>W</th> <th>D</th> <th>H</th> </tr> </thead> <tbody> <tr> <td>17</td> <td>15.5</td> <td>16-20</td> </tr> <tr> <td>17</td> <td>16</td> <td>16-20</td> </tr> </tbody> </table> | | | W | D | H | 17 | 15.5 | 16-20 | 17 | 16 | 16-20 | <p>BACK DIMENSIONS</p> <table border="1"> <thead> <tr> <th>W</th> <th>H</th> </tr> </thead> <tbody> <tr> <td>17</td> <td>15</td> </tr> <tr> <td>17</td> <td>14.5</td> </tr> </tbody> </table> | | W | H | 17 | 15 | 17 | 14.5 |
| W | D | H | | | | | | | | | | | | | | | | | | | | | | | | | | | | | | | | | | | | | | | | | |
| 24 | 20.5 | 31 | | | | | | | | | | | | | | | | | | | | | | | | | | | | | | | | | | | | | | | | | |
| 24 | 26 | 31 | | | | | | | | | | | | | | | | | | | | | | | | | | | | | | | | | | | | | | | | | |
| W | D | H | | | | | | | | | | | | | | | | | | | | | | | | | | | | | | | | | | | | | | | | | |
| 17 | 15.5 | 16-20 | | | | | | | | | | | | | | | | | | | | | | | | | | | | | | | | | | | | | | | | | |
| 17 | 16 | 16-20 | | | | | | | | | | | | | | | | | | | | | | | | | | | | | | | | | | | | | | | | | |
| W | H | | | | | | | | | | | | | | | | | | | | | | | | | | | | | | | | | | | | | | | | | | |
| 17 | 15 | | | | | | | | | | | | | | | | | | | | | | | | | | | | | | | | | | | | | | | | | | |
| 17 | 14.5 | | | | | | | | | | | | | | | | | | | | | | | | | | | | | | | | | | | | | | | | | | |
| <p>1 per carton</p> | | | <p>RTA 1</p> | | | | | | | | | | | | | | | | | | | | | | | | | | | | | | | | | | | | | | | | |

| DESCRIPTION | FEATURES | MODEL# | STANDARD TEXTILE GRADES | | | | | | | | | | | |
|-----------------------------------------------------------------------------------------------------------------------------------------------------------------------------------------------------------------------------------------------------------------------------------------------------------------------------------------------------------------------------------|-------------------------------------------------------------------------------------------------------------------------------------------------------------------------------------------------------------------------------------------------------------------------------------------------------------------------------------------------------------------|--------------------------------------------------------------------------------------------------------------------------------------------------------------------------------------------------------------------------------------|-----------------------------------------------------------------------------|-----------------------------------------------------|---------------------------------------------------------------------------------------------------------------------------------------------------------------------------------------------------------------------------|--------------------------------------------------|---|---|---------------------------------------------|---|---|----|----|----|
| | | | 1 | 2 | 3 | 4 | 5 | 6 | 7 | 8 | 9 | 10 | 11 | 12 |
|  <p>6567PB 6567MBPB</p> <p>LB Task w/Arms, plastic seat & back COM Yardage: N/A Freight Class: 250 Product Weight (lbs.): 28 Cubic Feet Per Carton: 9.75</p> |  <p>ADJUSTMENTS (2) Pneumatic seat height</p> <p>Polypropylene seat. Ergonomic features: C</p> <p>Available with tablet: Specify (L) left or (R) right tablet. (Example: 6537TL or 6537TR).</p> | <p>6567PB \$844 6567TLPB \$1242 6567TRPB \$1242</p> <p>6567MBPB 917 6567MBTLPB 1295 6567MBTRPB 1295</p> | <p>OVERALL DIMENSIONS</p> <p>W D H</p> | | | <p>SEAT DIMENSIONS</p> <p>W D H</p> | | | <p>BACK DIMENSIONS</p> <p>W H</p> | | | | | |
| | | <p>20.5 20.5 31 24 26 31</p> | <p>17 16 15.5-19.5 17 16 15.5-19.5</p> | <p>17 15 17 15</p> | <p>RTA 1   1 per carton</p> | | | | | | | | | |
|  <p>Task w/Arms upholstered seat & back COM Yardage: 6.5 Freight Class: 250 Product Weight (lbs.): 23.5 Cubic Feet Per Carton: 6.5</p> |  <p>ADJUSTMENTS (2) Pneumatic seat height</p> <p>Upholstered seat & back. Ergonomic features: C</p> <p>Available with tablet: Specify (L) left or (R) right tablet. (Example: 6539TL or 6539TR).</p> | <p>6569PB \$931 \$962 \$981 \$1017 \$1069 \$1091 \$1136 \$1207 \$1259 \$1319 \$1442 \$1574</p> <p>6569TLPB \$1318 \$1351 \$1372 \$1407 \$1456 \$1478 \$1524 \$1595 \$1650 \$1711 \$1834 \$1970 6569TRPB</p> | <p>OVERALL DIMENSIONS</p> <p>W D H</p> | | | <p>SEAT DIMENSIONS</p> <p>W D H</p> | | | <p>BACK DIMENSIONS</p> <p>W H</p> | | | | | |
| | | <p>24 20.5 31 24 26 31</p> | <p>17 15.5 16-20 17 16 16-20</p> | <p>17 15 17 14.5</p> | <p>RTA 1   1 per carton</p> | | | | | | | | | |

MULTI-PURPOSE

SPRITZ™



Model 6762-6



Model 6765C



Model 6768-6




Model 6762-6PB

NESTING FEATURES

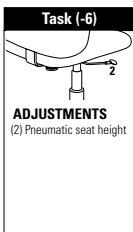


Articulating back on nesting chairs and height adjustable stools.

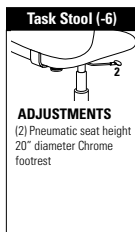


Flip up seat on nesting chairs.

MECHANISMS OPTIONS



Ergonomic Features:
C, G, M, N, U



Ergonomic Features:
C, G, M, N, U

SPRITZ WORK & TASK CHAIRS



For Spritz Task chairs, please refer to Work + Task section of pricebook.

STANDARD FEATURES

- An exceptionally comfortable chair series featuring a sophisticated, translucent mesh and models for all applications.
- Features an auto-adjusting comfort back.
- Spring loaded back reacts to body pressure and articulates 12°.
- Multi-purpose models standard with Global's high quality Soft Descent™ pneumatic lift which slowly and gently lowers the seat height of the chair making it easy to obtain the exact seat height you desire.
- Five prong, injection molded, fiberglass reinforced nylon Black base with **C10** dual wheel carpet casters.
- Nesting chairs have a flip up seat allowing chairs to stack horizontally.
- When nesting horizontal nesting chairs, each additional chair adds 10" to depth.
- Nesting chairs are standard with four Black nylon glides, **C1** carpet casters or with two casters at front, two glides at rear.
- Chairs are "Wall Safe". Rear legs hit the baseboard first leaving clearance between the back of the chair and the wall, saving both the chair and the wall from damage.
- Check textile availability prior to specifying upholstery material.
- Models can be ordered in Leather using appropriate grade.
- Pedestal base models are offered with (-6) Task mechanisms only. These models provide fixed location seating for use in auditoriums, classrooms, jury boxes, public venues and more. The base must be mounted to the floor (mounting hardware not included). See Pedestal Base Installation Guide for details.

OPTIONAL FEATURES

- For additional caster options, please refer to the Arm and Caster section.
- Optional casters may be priced higher than the standard casters for your chair and the difference will be charged. Lower priced optional casters will not be credited.
- Pedestal base models have black base with 2" height adjust cylinders. Specify (**SCC**) swivel, auto return to max height (no upcharge); (**SN**) non-swivel, auto return to max height (Add \$21); or, (**SC**) swivel, self-centering and return to max height (add \$33).

OPTION CODES

Please add option codes in the following order:


- **Model number**
6762-6 Task Chair w/Arms
6763-6 Task Chair without Arms
6764 Nesting Chair on Glides
6765 Nesting Chair w/arms on Glides
6767-6 Height Adjustable Stool without Arms
6768-6 Height Adjustable Stool w/Arms
- Add **(-C)** to model number if ordering with casters. Add **(-FC)** to model number if ordering Front casters/rear glides.
- **Fabric**
Specify fabric code for seat.
- **Frame**
(TBL) Black frame finish..... **Standard**
(TSH) Shadow frame finish..... **Standard**
(TTU) Tungsten frame finish..... **Standard**
(CHM) Chrome frame finish..... **Add \$64**
- **Base** (task models/ height adjustable stools only)
(B-BK) Black nylon base..... **Standard**
- **Casters** (task models /height adjustable stools only)
(C10) Dual wheel carpet casters **Standard**
(C10R) Dual wheel hard floor casters..... **Add \$66**
- **Casters** (nesting models only)
(C1) Dual wheel carpet casters **Standard**
(C9R) Dual wheel hard floor casters..... **Add \$73**
- **Mesh Back**
(U1) Black
(U2) Burgundy
(U3) Blue
(U4) Green
(colors shown on website)
- **Chair Assembly**
(task models /height adjustable stools only)
(-SU) Assembled in Box..... **Add \$76**
- **Cylinder (for Pedestal Base models)**
(SH) Swivel, auto return to max height.
(SN) Non-swivel, auto return to center and return to max height. **Add \$21**
(SC) Swivel, self-centering and return to max height. **Add \$33.**


EXAMPLE OF ORDER CODE: (Task models/Height Adjustable Stool Models)


| | | | | | | |
|--------------|--------|-------|------|---------|------|----------------|
| 6762-6 | WA50 | TBL | B-BK | C10 | U2 | SU |
| Model Number | Fabric | Frame | Base | Casters | Mesh | Chair Assembly |


EXAMPLE OF ORDER CODE: (Nesting Models)


| | | | | |
|--------------|--------|-------|---------|------|
| 6764C | WA50 | TTU | C9R | U2 |
| Model Number | Fabric | Frame | Casters | Mesh |

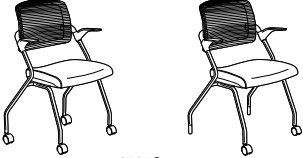




| DESCRIPTION | FEATURES | MODEL# | STANDARD TEXTILE GRADES | | | | | | | | | | | |
|-----------------------------------------------------------------------------------------------------------------------------------------------------------------------------------------------------------------------|----------|---------------|---------------------------|----------|------------|------------------------|----------|----------|------------------------|----------|----------|------|------|------|
| | | | 1 | 2 | 3 | 4 | 5 | 6 | 7 | 8 | 9 | 10 | 11 | 12 |
|  Task Chair w/Arms COM Yardage: 00.75 Freight Class: 250 Product Weight (lbs.): 29 Cubic Feet Per Carton: 9.75 | | 6762-6 | 786 | 819 | 839 | 873 | 918 | 941 | 983 | 1049 | 1100 | 1157 | 1274 | 1401 |
| | | | OVERALL DIMENSIONS | | | SEAT DIMENSIONS | | | BACK DIMENSIONS | | | | | |
| | | | | W | D | H | W | D | H | W | H | | | |
| | | | 23.5 | 20.5 | 31 | 18 | 16.5 | 15.5 | 17 | 16.5 | | | | |
| | | RTA 00 | FedEx | | ups | | | | | | | | | |

| DESCRIPTION | FEATURES | MODEL# | STANDARD TEXTILE GRADES | | | | | | | | | | | |
|-----------------------------------------------------------------------------------------------------------------------------------------------------------------------------------------------------------------------------|----------|---------------|---------------------------|----------|----------|------------------------|----------|----------|------------------------|----------|----------|------|------|------|
| | | | 1 | 2 | 3 | 4 | 5 | 6 | 7 | 8 | 9 | 10 | 11 | 12 |
|  Task Chair without Arms COM Yardage: 00.75 Freight Class: 250 Product Weight (lbs.): 28 Cubic Feet Per Carton: 9.75 | | 6763-6 | 752 | 783 | 804 | 838 | 882 | 905 | 948 | 1014 | 1066 | 1123 | 1240 | 1367 |
| | | | OVERALL DIMENSIONS | | | SEAT DIMENSIONS | | | BACK DIMENSIONS | | | | | |
| | | | | W | D | H | W | D | H | W | H | | | |
| | | | 20.5 | 20.5 | 31 | 18 | 16.5 | 15.5 | 17 | 16.5 | | | | |
| | | RTA 00 | | | | | | | | | | | | |

| DESCRIPTION | FEATURES | MODEL# | STANDARD TEXTILE GRADES | | | | | | | | | | | |
|------------------------------------------------------------------------------------------------------------------------------------------------------------------------------------------------------------------------------------------------|-------------------------------------------------------------|---------------|---------------------------|----------|------------|------------------------|----------|----------|------------------------|----------|----------|------|------|------|
| | | | 1 | 2 | 3 | 4 | 5 | 6 | 7 | 8 | 9 | 10 | 11 | 12 |
|  Armless Flip Seat Nesting Chair w/Glides COM Yardage: 00.75 Freight Class: 300 Product Weight (lbs.): 22 Cubic Feet Per Carton: 11.25 | | 6764 | 653 | 684 | 705 | 737 | 782 | 806 | 849 | 913 | 966 | 1022 | 1138 | 1266 |
| | | | OVERALL DIMENSIONS | | | SEAT DIMENSIONS | | | BACK DIMENSIONS | | | | | |
| | | | | W | D | H | W | D | H | W | H | | | |
| | | | 20.5 | 23 | 33 | 18 | 17 | 17 | 17 | 16 | | | | |
| | Seat Flips up for nesting Ergonomic Features: G, M, N | RTA 00 | FedEx | | ups | | | | | | | | | |

| DESCRIPTION | FEATURES | MODEL# | STANDARD TEXTILE GRADES | | | | | | | | | | | |
|--------------------------------------------------------------------------------------------------------------------------------------------------------------------------------------------------------------------------------------------------|-----------------------------------------------------------------------------------------------------------------------|---------------|---------------------------|----------|------------|------------------------|----------|----------|------------------------|----------|----------|------|------|------|
| | | | 1 | 2 | 3 | 4 | 5 | 6 | 7 | 8 | 9 | 10 | 11 | 12 |
|  Armless Flip Seat Nesting Chair w/Casters COM Yardage: 00.75 Freight Class: 300 Product Weight (lbs.): 22 Cubic Feet Per Carton: 11.25 | | 6764C | 653 | 684 | 705 | 737 | 782 | 806 | 849 | 913 | 966 | 1022 | 1138 | 1266 |
| | | | OVERALL DIMENSIONS | | | SEAT DIMENSIONS | | | BACK DIMENSIONS | | | | | |
| | | | | W | D | H | W | D | H | W | H | | | |
| | | | 20.5 | 23 | 33 | 18 | 17 | 17 | 17 | 16 | | | | |
| | C= Casters all 4 legs FC=Casters on front legs only Seat Flips up for nesting Ergonomic Features: G, M, N | RTA 00 | FedEx | | ups | | | | | | | | | |

| DESCRIPTION | FEATURES | MODEL# | STANDARD TEXTILE GRADES | | | | | | | | | | | |
|---------------------------------------------------------------------------------------------------------------------------------------------------------------------------------------------------------------------------------------------------|-------------------------------------------------------------|---------------|---------------------------|----------|------------|------------------------|----------|----------|------------------------|----------|----------|------|------|------|
| | | | 1 | 2 | 3 | 4 | 5 | 6 | 7 | 8 | 9 | 10 | 11 | 12 |
|  Flip Seat Nesting Chair w/Arms & Glides COM Yardage: 0.75 Freight Class: 300 Product Weight (lbs.): 23 Cubic Feet Per Carton: 11.75 | | 6765 | 695 | 726 | 747 | 781 | 825 | 850 | 892 | 957 | 1009 | 1066 | 1185 | 1311 |
| | | | OVERALL DIMENSIONS | | | SEAT DIMENSIONS | | | BACK DIMENSIONS | | | | | |
| | | | | W | D | H | W | D | H | W | H | | | |
| | | | 23.75 | 23 | 33 | 18.5 | 17 | 17 | 17 | 16 | | | | |
| | Seat Flips up for nesting Ergonomic Features: G, M, N | RTA 00 | FedEx | | ups | | | | | | | | | |

| DESCRIPTION | FEATURES | MODEL# | STANDARD TEXTILE GRADES | | | | | | | | | | | |
|--------------------------------------------------------------------------------------------------------------------------------------------------------------------------------------------------------------------------------------------------------------------------------------------------------------------------------------------------------------------------------------|----------------------------------------------------------------------------------------------------------------------------------------------------------------------------------------------------------------------|-----------------|---------------------------|---------------------------|----------|------------------------|------------------------|----------|------------------------|------------------------|------|------|------|------|
| | | | 1 | 2 | 3 | 4 | 5 | 6 | 7 | 8 | 9 | 10 | 11 | 12 |
|  <p>6765C 6765FC</p> <p>Flip Seat Nesting Chair w/Arms & Casters COM Yardage: 00.75 Freight Class: 300 Product Weight (lbs.): 23 Cubic Feet Per Carton: 11.75</p> | <p>C= Casters all 4 legs FC=Casters on front legs only Seat Flips up for nesting Ergonomic Features: G, M, N</p> | 6765C | 695 | 726 | 747 | 781 | 825 | 850 | 892 | 957 | 1009 | 1066 | 1185 | 1311 |
| | | 6765FC | 695 | 726 | 747 | 781 | 825 | 850 | 892 | 957 | 1009 | 1066 | 1185 | 1311 |
| | | | OVERALL DIMENSIONS | | | SEAT DIMENSIONS | | | BACK DIMENSIONS | | | | | |
| | | | W | D | H | W | D | H | W | H | | | | |
| | | | 23.75 | 23 | 33 | 18.5 | 17 | 17 | 17 | 16 | | | | |
| | | | RTA 00 | FedEx | | ups | | | | | | | | |
|  <p>6767-6</p> <p>Armless Height Adjustable Stool COM Yardage: 00.75 Freight Class: 250 Product Weight (lbs.): 28 Cubic Feet Per Carton: 9.75</p> | | 6767-6 | 863 | 892 | 913 | 943 | 988 | 1009 | 1048 | 1113 | 1160 | 1216 | 1327 | 1447 |
| | | | | OVERALL DIMENSIONS | | | SEAT DIMENSIONS | | | BACK DIMENSIONS | | | | |
| | | | W | D | H | W | D | H | W | H | | | | |
| | | | 20.5 | 20.5 | 42.5 | 18 | 16.5 | 22 | 17 | 16.5 | | | | |
| | | | RTA 00 | FedEx | | ups | | | | | | | | |
|  <p>6768-6</p> <p>Height Adjustable Stool w/Arms COM Yardage: 00.75 Freight Class: 250 Product Weight (lbs.): 31 Cubic Feet Per Carton: 9.75</p> | | 6768-6 | 899 | 930 | 951 | 982 | 1025 | 1046 | 1084 | 1151 | 1198 | 1253 | 1365 | 1484 |
| | | | | OVERALL DIMENSIONS | | | SEAT DIMENSIONS | | | BACK DIMENSIONS | | | | |
| | | | W | D | H | W | D | H | W | H | | | | |
| | | | 23.5 | 20.5 | 42.5 | 18 | 16.5 | 22 | 17 | 16.5 | | | | |
| | | | RTA 00 | FedEx | | ups | | | | | | | | |
|  <p>6762-6PB</p> <p>Task Chair w/Arms and Pedestal Base COM Yardage: 0.75 Freight Class: 250 Product Weight (lbs.): 29 Cubic Feet Per Carton: 9.75</p> | | 6762-6PB | 1018 | 1047 | 1068 | 1101 | 1145 | 1166 | 1206 | 1273 | 1325 | 1380 | 1495 | 1618 |
| | | | | OVERALL DIMENSIONS | | | SEAT DIMENSIONS | | | BACK DIMENSIONS | | | | |
| | | | W | D | H | W | D | H | W | H | | | | |
| | | | 23.5 | 20.5 | 34 | 18 | 16.5 | 15.5 | 17 | 16.5 | | | | |
| | | | RTA 00 | FedEx | | ups | | | | | | | | |
|  <p>6763-6PB</p> <p>Task Chair without Arms w/Pedestal Base COM Yardage: 0.75 Freight Class: 250 Product Weight (lbs.): 28 Cubic Feet Per Carton: 9.75</p> | | 6763-6PB | 983 | 1014 | 1035 | 1067 | 1112 | 1135 | 1176 | 1241 | 1291 | 1349 | 1464 | 1587 |
| | | | | OVERALL DIMENSIONS | | | SEAT DIMENSIONS | | | BACK DIMENSIONS | | | | |
| | | | W | D | H | W | D | H | W | H | | | | |
| | | | 20.5 | 20.5 | 34 | 18 | 16.5 | 15.5 | 17 | 16.5 | | | | |
| | | | RTA 00 | FedEx | | ups | | | | | | | | |

SPYKER™



Armless Chair
model 6791



Armchair
model 6790

STANDARD FEATURES





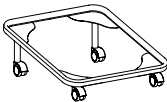


- A comfortable, high quality, lightweight, all polymer stacking chair intended for use indoors or outdoors. Products must be stored inside during extreme and inclement weather. See Global's Outdoor Furniture warranty for additional information.
- Perforations in the chair's seat and back provide ventilation and wet weather drainage.
- Weather resistant, UV resistant and stain resistant with a modern design.
- Chair legs are equipped with translucent non-marking glides as standard. Suitable for outdoor environments, carpet and hard surface flooring.
- All Spyker products are only available through Global's InStock program. Contact CustomerCare for lead times and quotation for quantities beyond InStock inventory.

- Chairs are stocked in 3 plastic finishes:
Alloy (**ALY**)
Char (**CHA**)
Milk (**MLK**)
- No upholstery options available.
- Rated to 300 lbs.
- Spyker achieves its strength and durability using glass filled polymer. Evidence of this material may be visible on the surface and is often more evident in darker colors.

| | Chair Stacking Capability | |
|------------------|---------------------------|--------------------------|
| | Stacks on floor | Stacks on dolly |
| Armless | | |
| 6791 | up to 10 high | up to 12 high (use 6783) |
| With Arms | | |
| 6790 | up to 7 high | up to 7 high (use 6783) |

EXAMPLE OF SPYKER ORDER CODE:

| | |
|--------------|--------|
| 6791 | ALY |
| Model Number | Finish |

| DESCRIPTION | FEATURES | MODEL# | STANDARD TEXTILE GRADES | | | | | | | | | | | | | | |
|------------------------------------------------------------------------------------------------------------------------------------------------------------------------------------------------------------------------------------------------|--------------------------------------------------------------|--------------------|----------------------------------------------------------------------------------------------------------------------------------------------------------------------------------------------------------------------------------------------------------------------------------------------|----------|----------|------------------------|----------|----------|------------------------|----------|---|----|----|----|--|--|--|
| | | | 1 | 2 | 3 | 4 | 5 | 6 | 7 | 8 | 9 | 10 | 11 | 12 | | | |
|  <p>Arm Chair COM Yardage: N/A Freight Class: 92.5 Product Weight (lbs.): 9 Cubic Feet Per Carton: 16.24 (4 per carton)</p> | <p>Stacks 7 high on floor. Stacks 7 high on dolly.</p> | <p>6790</p> | 261 | | | | | | | | | | | | | | |
| | | | OVERALL DIMENSIONS | | | SEAT DIMENSIONS | | | BACK DIMENSIONS | | | | | | | | |
| | | | W | D | H | W | D | H | W | H | | | | | | | |
| | | | 23.23 | 20.86 | 31.29 | 17 | 17.75 | 17.71 | 17 | 15 | | | | | | | |
| | | | <p style="text-align: center;">RTA 00   4 per carton (pricing and specifications are for one chair)</p> | | | | | | | | | | | | | | |
|  <p>Armless Chair COM Yardage: N/A Freight Class: 92.5 Product Weight (lbs.): 8.2 Cubic Feet Per Carton: 14.08 (4 per carton)</p> | <p>Stacks 10 high on floor. Stacks 12 high on dolly.</p> | <p>6791</p> | 234 | | | | | | | | | | | | | | |
| | | | OVERALL DIMENSIONS | | | SEAT DIMENSIONS | | | BACK DIMENSIONS | | | | | | | | |
| | | | W | D | H | W | D | H | W | H | | | | | | | |
| | | | 17.91 | 20.86 | 31.29 | 17 | 17.75 | 17.71 | 17 | 15 | | | | | | | |
| | | | <p style="text-align: center;">RTA 00 4 per carton (pricing and specifications are for one chair)</p> | | | | | | | | | | | | | | |
|  <p>Dolly for Spyker and Bakhita Chairs COM Yardage: N/A Freight Class: 250 Product Weight (lbs.): 11 Cubic Feet Per Carton: 2.9</p> | | <p>6783</p> | 347 | | | | | | | | | | | | | | |
| | | | OVERALL DIMENSIONS | | | SEAT DIMENSIONS | | | BACK DIMENSIONS | | | | | | | | |
| | | | W | D | H | W | D | H | W | H | | | | | | | |
| | | | 19.75 | 23.25 | 9.75 | | | | | | | | | | | | |
| | | | <p style="text-align: center;">RTA 00   1 per carton</p> | | | | | | | | | | | | | | |

STREAM



model 2075APP
Stacking, 4-Leg Arm Chair



model 2076NPU
Stacking, Sled Base Chair, Armless



model 2075APPT
4-Leg Chair, w/Tablet



model 2075CSAPP
Stacking Bar Stool, w/Arms



model 2073APP
Tilter Chair w/Arms



model 2073NPPPB
Armless Tilter with Pedestal Base

| | Stream Chairs Stacking Capability | | Stream Stools Stacking Capability |
|---------------------------------------------------|-----------------------------------|----------------------|-----------------------------------|
| | Chair Stacking Capability | | Stool Stacking Capability |
| | Stacks on floor | Stacks on dolly 2085 | Stacks on floor only |
| Four-Leg (Glide/Caster) + Sled Base Models | | | |
| Polypropylene seat | up to 5 high | up to 15 high | up to 5 high |
| Poly back & Upholstered seat | up to 5 high | up to 10 high | up to 5 high |
| Upholstered seat & back | up to 5 high | up to 10 high | up to 5 high |

STANDARD FEATURES

- Stream multi-purpose product family includes: four-leg, sled base, 5 star base and pedestal base chairs in addition to bar, counter and height adjustable stools.
- Seats and backs are made of perforated polypropylene, with or without arms. Choose from 14 finishes, arm color matches seat/back finish.
- Four-leg and sled base chairs and stools are stackable. See stacking chart for details. Bases are available in 20 painted or four metallic finishes (see upcharges).
- Four-leg chair models are available with glides or casters, see upcharge. Chairs stack with glides and casters.
- A selection of glide options is available. Glides must be chosen to best suit flooring type and site conditions. For more information, please refer to the glide section.
- Bullet-shaped glides may be specified in any plastic color. A natural, non-marking bullet-shaped glide is available where colored glides may be a concern. Bullet-shaped glides are not recommended for LVT flooring.
- Glides are included on sled base chairs. Select black or opaque, non-marking glide finish.
- Upholstered models are equipped with a color matching shroud beneath the seat.
- Tablet models are available on all but pedestal base chairs and backpack racks are available on four-leg models only.
- Chairs with tablet or backpack racks do not stack.
- Tablet arms are extremely rugged and meet ANSI-BIFMA testing requirements. Tablets hinge up to allow ease of egress and slide forward and back to comfortably fit most users.
- Standard tablet size is 18"D x 14.5"W and is made of Black polymer (D8). Tablets are specified left (LT) or right (RT) as seated.
- Five-star base chairs have a swivel tilt mechanism.
- Height adjustable stools have a simple swivel mechanism.
- Five-star and height-adjustable stool bases are Black nylon or Polished Aluminum (see upcharge). Dual wheel casters are available for carpet or hard floor casters. See upcharge.
- Pedestal base are available for fixed location seating. The base must be mounted to the floor (mounting hardware not included). See installation guide for details. Models are available with simple swivel or tilt mechanisms.
- Check textile availability prior to specifying upholstery material.

OPTIONAL FEATURES

- Pedestal base models have black metal bases with 2" height adjust cylinders.
- An optional 18.5"D x 18.5"W high pressure laminate writing tablet is available. The core is hardwood veneer plywood with radiused edge finished in clear lacquer. This writing tablet is offered in the following finishes: Black (BLK), Clear Maple (CMB), Designer White (DWT) and Noce Grigio (NGL). Please specify. Add \$64.

Add options codes in the following order:

- Model number**
Enter Model number.
- Textile** (UU and PU models)
Specify textile code for back (UU models only).
Specify textile code for seat (PU, UU models only).

- Seat/back finish** (no upcharge)

| | |
|-----------------|----------------|
| (BZB) Buzz Blue | (CCT) Cactus |
| (CRO) Carrot | (IVC) Cloud |
| (DJN) Dijon | (EGP) Eggplant |
| (FOG) Fog | (FRO) Frost |
| (INK) Ink | (LAB) Latte |
| (BLK) Night | (SND) Sand |
| (SAR) Scarlet | (SHW) Shadow |
- Frame Type** (four-leg base models)

| |
|-------------------------|
| (FG) Glides |
| (FC) Casters. Add \$110 |
- Glide Type** (four-leg base)

| |
|--------------------------------------------------------------------|
| (BG) Bullet Glide for Some Hard Floor and Carpeted Surfaces. |
| (FG) Felt Glide for Most Hard Floor Surfaces. Add \$34. |
| (RG) Rubber Non-slip Glide for Most Hard Floor Surfaces. Add \$34. |
| (SG) Steel Cushioned Glide for Carpeted Surfaces. Add \$34. |
- Bullet glide finish** (four-legged chair and stool models)

| | |
|---------------------------|----------------|
| (BZB) Buzz Blue | (CCT) Cactus |
| (CRO) Carrot | (IVC) Cloud |
| (DJN) Dijon | (EGP) Eggplant |
| (FOG) Fog | (FRO) Frost |
| (INK) Ink | (LAB) Latte |
| (BLK) Night | (SND) Sand |
| (SAR) Scarlet | (SHW) Shadow |
| (NAT) Natural non-marking | |
- Glide Type** (sled base models)

| |
|---------------------------------|
| (GL) Black glides. |
| (NM) Opaque non-marking glides. |
- Frame Finish** (Four-legged/sled base models only)

| | |
|----------------|----------------------|
| (TBL) Black | (TBZ) Buzz Blue |
| (TCC) Cactus | (TCR) Carrot |
| (TDJ) Dijon | (TDW) Designer White |
| (TEG) Eggplant | (TFO) Fog |
| (TFR) Frost | (TIN) Ink |
| (TIV) Cloud | (TKA) Kalua |
| (TLA) Latte | (TMO) Mocha |
| (TOA) Toast | (TNE) Nevada |
| (TSH) Shadow | (TSN) Sand |
| (TSR) Scarlet | (TTU) Tungsten |
- Chair Stacking**

| | |
|---------------------------------|-----------|
| Chairs | Stools |
| (ACO) Antique Copper. Add \$319 | Add \$415 |
| (BCH) Brushed Chrome. Add \$174 | Add \$259 |
| (CHM) Chrome. Add \$48 | Add \$92 |
| (SBR) Satin Brass. Add \$319 | Add \$415 |
- Caster type** (four-leg with FC caster selection)

| |
|----------------------------------|
| (DC) C107 carpet. |
| (RC) C107R hard floor. Add \$23. |
- Base (five star base models)**

| |
|-----------------------------------------|
| (B7) Black nylon base. No upcharge. |
| (A7) Polished Aluminum base. Add \$154. |
- Caster type (Five star base)**

| |
|--------------------------------------------------|
| (82) 82 dual wheel carpet casters. No upcharge. |
| (8R) 8R dual wheel hard floor casters. Add \$89. |
- Tablet** ("T" models)

| |
|------------|
| (LT) Left |
| (RT) Right |
- Tablet option** ("T" models)






| |
|-------------------------------------------------------------|
| (D8) Black polymer. Black polymer 18"Dx14.5"W. No upcharge. |
| Laminate finish (18.5"D x 18.5"W). Add \$64 |
| (BLK) Black laminate. Add \$64. |
| (CMB) Clear Maple laminate. Add \$64. |
| (DWT) Designer White laminate. Add \$64. |
| (NGL) Noce Grigio laminate. Add \$64. |
- Cylinder Type** (pedestal base models)



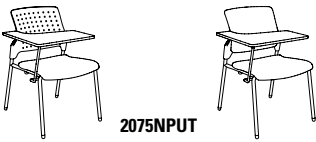

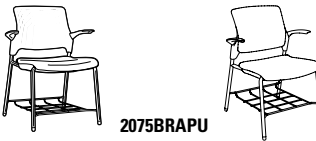
| |
|------------------------------------------------------------------|
| (SH) swivel, auto return to max height (no upcharge) |
| (SC) swivel, self-centering and return to max height (add \$30). |
| (SN) non-swivel, auto return to max height (Add \$19). |





EXAMPLE STREAM ORDER CODE:









| | | | | | | | | | |
|---------|--------------|--------------|------------------|----------------|-------------|--------------|-------------|--------|---------------|
| 2075NPP | - | - | -IVC | -FG | -BLK | -CHM | - | - | - |
| Model # | Back textile | Seat textile | Seat/back finish | Glides/Casters | Glide color | Frame finish | Caster type | Tablet | Tablet finish |










| DESCRIPTION | FEATURES | MODEL# | STANDARD TEXTILE GRADES | | | | | | | | | | | | | |
|-------------------------------------------------------------------------------------------------------------------------------------------------------------------------------------------------------------------------|-----------------------------------------------------------------------------------------------|------------------------------------------------------------------------------------------------------------|-----------------------------------------------------------------|---------------------------|-----------------------------------------------------------------|----------|----------|------------------------|----------|-----|-----|-----|------|------|--|--|
| | | | 1 | 2 | 3 | 4 | 5 | 6 | 7 | 8 | 9 | 10 | 11 | 12 | | |
|  <p>Armchair COM Yardage: N/A Freight Class: 250 Product Weight (lbs.): 15.5 Cubic Feet Per Carton: 14</p> | Glides + Casters Stacks 5 high on floor. Stacks 15 high on dolly. | 2075APP | 495 | Polypropylene seat & back | | | | | | | | | | | | |
| | | OVERALL DIMENSIONS | | | SEAT DIMENSIONS | | | BACK DIMENSIONS | | | | | | | | |
| | | W | D | H | W | D | H | W | H | | | | | | | |
| | | 24 | 25 | 33.25 | 18 | 18 | 17 | 16 | 16.5 | | | | | | | |
| | | RTA 00 | | | 4 per carton (pricing and specifications are for one seat unit) | | | | | | | | | | | |
|  <p>2075APU</p> | Glides + Casters Stacks 5 high on floor. Stacks 10 high on dolly. | 2075APU | 678 | 703 | 723 | 750 | 790 | 807 | 844 | 901 | 944 | 993 | 1093 | 1201 | | |
| | | Upholstered seat | | | | | | | | | | | | | | |
| | | <p>2075AUU 792 817 837 863 904 921 958 1015 1058 1108 1208 1317 Upholstered seat & back</p> | | | | | | | | | | | | | | |
| | | OVERALL DIMENSIONS | | | SEAT DIMENSIONS | | | BACK DIMENSIONS | | | | | | | | |
| | | W | D | H | W | D | H | W | H | | | | | | | |
| 24 | 25 | 33.25 | 17.5 | 18 | 17.5 | 16 | 16 | | | | | | | | | |
| RTA 00 | | | 4 per carton (pricing and specifications are for one seat unit) | | | | | | | | | | | | | |
|  <p>Armless Chair COM Yardage: N/A Freight Class: 250 Product Weight: 12.25 Cubic Feet Per Carton: 13</p> | Glides + Casters Stacks 5 high on floor. Stacks 15 high on dolly. | 2075NPP | 385 | Polypropylene seat & back | | | | | | | | | | | | |
| | | OVERALL DIMENSIONS | | | SEAT DIMENSIONS | | | BACK DIMENSIONS | | | | | | | | |
| | | W | D | H | W | D | H | W | H | | | | | | | |
| | | 20.5 | 25 | 33.25 | 18 | 18 | 18 | 16 | 16.5 | | | | | | | |
| | | RTA 00 | | | 4 per carton (pricing and specifications are for one seat unit) | | | | | | | | | | | |
|  <p>2075NPU</p> | Glides + Casters Stacks 5 high on floor. Stacks 10 high on dolly. | 2075NPU | 576 | 601 | 619 | 645 | 682 | 701 | 735 | 790 | 832 | 879 | 976 | 1080 | | |
| | | Upholstered seat | | | | | | | | | | | | | | |
| | | <p>2075NUU 686 712 731 756 794 813 846 902 945 991 1089 1192 Upholstered seat & back</p> | | | | | | | | | | | | | | |
| | | OVERALL DIMENSIONS | | | SEAT DIMENSIONS | | | BACK DIMENSIONS | | | | | | | | |
| | | W | D | H | W | D | H | W | H | | | | | | | |
| 20.5 | 25 | 33.25 | 18 | 18 | 17.5 | 16 | 16 | | | | | | | | | |
| RTA 00 | | | 4 per carton (pricing and specifications are for one seat unit) | | | | | | | | | | | | | |
|  <p>Armchair w/Tablet COM Yardage: N/A Freight Class: 300 Product Weight: 26 Cubic Feet Per Carton: 14.75</p> | Specify (L) left or (R) right tablet (Example: 2075APPTL or 2075APPTR). Does not stack. | 2075APPT | 812 | Polypropylene seat & back | | | | | | | | | | | | |
| | | OVERALL DIMENSIONS | | | SEAT DIMENSIONS | | | BACK DIMENSIONS | | | | | | | | |
| | | W | D | H | W | D | H | W | H | | | | | | | |
| | | 26.5 | 27.25 | 33.25 | 18 | 18 | 17 | 16 | 16.5 | | | | | | | |
| | | RTA 00 | | | 1 per carton | | | | | | | | | | | |

| DESCRIPTION | FEATURES | MODEL# | STANDARD TEXTILE GRADES | | | | | | | | | | | | |
|----------------------------------------------------------------------------------------------------------------------------------------------------------------------------------------------------------------------------------------------------------------------------|---------------------------------------------------------------------------|---------------------------|---------------------------|---------------------------|--------------|------------------------|----------|----------|------------------------|------|----------|------|------|------|--|
| | | | 1 | 2 | 3 | 4 | 5 | 6 | 7 | 8 | 9 | 10 | 11 | 12 | |
|  <p>2075NPUT 2075NUUT</p> <p>Armless Chair w/Tablet COM Yardage: 0.75 Freight Class: 250 Product Weight: 31 Cubic Feet Per Carton: 14.75</p> | <p>Specify (L) left or (R) right tablet</p> <p>Does not stack.</p> | 2075NPUT | 885 | 912 | 933 | 964 | 1009 | 1029 | 1069 | 1132 | 1181 | 1236 | 1348 | 1467 | |
| | | Upholstered seat | | | | | | | | | | | | | |
| | | 2075NUUT | 999 | 1026 | 1047 | 1078 | 1122 | 1142 | 1182 | 1244 | 1293 | 1346 | 1456 | 1575 | |
| Upholstered seat & back | | | | | | | | | | | | | | | |
| | | | OVERALL DIMENSIONS | | | SEAT DIMENSIONS | | | BACK DIMENSIONS | | | | | | |
| | | | W | D | H | W | D | H | W | | H | | | | |
| | | | 26.5 | 27.25 | 33.25 | 18 | 18 | 17.5 | 16 | | 16 | | | | |
| | | | RTA 00 | | 1 per carton | | | | | | | | | | |
|  <p>2075NPPT</p> <p>Armless Chair w/Tablet COM Yardage: N/A Freight Class: 300 Product Weight: 26 Cubic Feet Per Carton: 14.75</p> | <p>Specify (L) left or (R) right tablet</p> <p>Does not stack.</p> | 2075NPPT | 702 | Polypropylene seat & back | | | | | | | | | | | |
| | | OVERALL DIMENSIONS | | | | | | | | | | | | | |
| W D H W D H W H | | | | | | | | | | | | | | | |
| 25 27.25 33.25 18 18 17 16.5 16 | | | | | | | | | | | | | | | |
| | | | RTA 00 | | 1 per carton | | | | | | | | | | |
|  <p>2075NPUT 2075NUUT</p> <p>Armless Chair w/Tablet COM Yardage: 0.75 Freight Class: 300 Product Weight: 29 Cubic Feet Per Carton: 14.75</p> | <p>Specify (L) left or (R) right tablet</p> <p>Does not stack.</p> | 2075NPUT | 885 | 912 | 933 | 964 | 1009 | 1029 | 1069 | 1132 | 1181 | 1236 | 1348 | 1467 | |
| | | Upholstered seat | | | | | | | | | | | | | |
| | | 2075NUUT | 999 | 1026 | 1047 | 1078 | 1122 | 1142 | 1182 | 1244 | 1293 | 1346 | 1456 | 1575 | |
| Upholstered seat & back | | | | | | | | | | | | | | | |
| | | | OVERALL DIMENSIONS | | | SEAT DIMENSIONS | | | BACK DIMENSIONS | | | | | | |
| | | | W | D | H | W | D | H | W | | H | | | | |
| | | | 25 | 27.25 | 33.25 | 18 | 18 | 17.5 | 16 | | 16.5 | | | | |
| | | | RTA 00 | | 1 per carton | | | | | | | | | | |
|  <p>2075BRAPP</p> <p>Armchair w/Backpack Rack COM Yardage: N/A Freight Class: 300 Product Weight: 24 Cubic Feet Per Carton: 14</p> | <p>Does not stack.</p> | 2075BRAPP | 645 | Polypropylene seat & back | | | | | | | | | | | |
| | | OVERALL DIMENSIONS | | | | | | | | | | | | | |
| W D H W D H W H | | | | | | | | | | | | | | | |
| 24 25 33.25 18 18 17 16 16.5 | | | | | | | | | | | | | | | |
| | | | RTA 00 | | 1 per carton | | | | | | | | | | |
|  <p>2075BRAPU 2075BRAUU</p> <p>Armchair w/Backpack Rack COM Yardage: 0.75 Freight Class: 300 Product Weight: 27 Cubic Feet Per Carton: 14</p> | <p>Does not stack.</p> | 2075BRAPU | 828 | 855 | 875 | 904 | 946 | 966 | 1005 | 1065 | 1111 | 1163 | 1271 | 1385 | |
| | | Upholstered seat | | | | | | | | | | | | | |
| | | 2075BRAUU | 943 | 969 | 990 | 1018 | 1061 | 1081 | 1118 | 1179 | 1225 | 1277 | 1384 | 1496 | |
| Upholstered seat & back | | | | | | | | | | | | | | | |
| | | | OVERALL DIMENSIONS | | | SEAT DIMENSIONS | | | BACK DIMENSIONS | | | | | | |
| | | | W | D | H | W | D | H | W | | H | | | | |
| | | | 24 | 25 | 33.25 | 18 | 18 | 17.5 | 16 | | 16 | | | | |
| | | | RTA 00 | | 1 per carton | | | | | | | | | | |

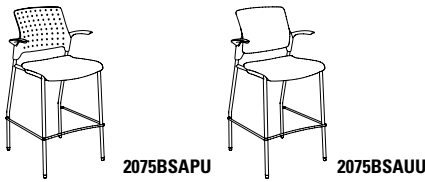



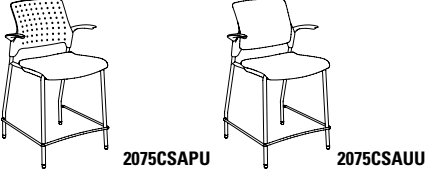
| DESCRIPTION | FEATURES | MODEL# | STANDARD TEXTILE GRADES | | | | | | | | | | | |
|-----------------------------------------------------------------------------------------------------------------------------------------------------------------------------------------------------------------------------------------------------------------------------------------------------------------------------------------------------------------|---------------------------------------------------------|---------------------------------------------|--------------------------------------------------------------------------------------------------|--------------|----------|------------------------|----------|----------|------------------------|----------|---|----|----|----|
| | | | 1 | 2 | 3 | 4 | 5 | 6 | 7 | 8 | 9 | 10 | 11 | 12 |
|  <p>Armless Chair w/Backpack Rack COM Yardage: N/A Freight Class: 300 Product Weight: 20 Cubic Feet Per Carton: 13</p> | Does not stack. | 2075BRNPP 543 Polypropylene seat & back | | | | | | | | | | | | |
| | | | OVERALL DIMENSIONS | | | SEAT DIMENSIONS | | | BACK DIMENSIONS | | | | | |
| | | | W | D | H | W | D | H | W | H | | | | |
| | | | 20.5 | 25 | 33.25 | 18 | 18 | 18 | 16 | 16.5 | | | | |
|   <p>2075BRNPU 2075BRNUU</p> <p>Armless Chair w/Backpack Rack COM Yardage: 0.75 Freight Class: 300 Product Weight: 23 Cubic Feet Per Carton: 13</p> | Does not stack. | 2075BRNPU 726 Upholstered seat | | | | | | | | | | | | |
| | | | 2075BRNUU 842 868 888 916 957 977 1013 1074 1118 1169 1273 1385 Upholstered seat & back | | | | | | | | | | | |
| | | | OVERALL DIMENSIONS | | | SEAT DIMENSIONS | | | BACK DIMENSIONS | | | | | |
| | | | W | D | H | W | D | H | W | H | | | | |
| 20.5 | 25 | 33.25 | 18 | 18 | 17.5 | 16 | 16 | | | | | | | |
| | | RTA 00 | | 1 per carton | | | | | | | | | | |
|  <p>Armchair w/Backpack Rack and Tablet COM Yardage: N/A Freight Class: 23 Product Weight: 29 Cubic Feet Per Carton: 13.5</p> | Specify (L) left or (R) right tablet Does not stack. | 2075BRAPPT 963 Polypropylene seat & back | | | | | | | | | | | | |
| | | | OVERALL DIMENSIONS | | | SEAT DIMENSIONS | | | BACK DIMENSIONS | | | | | |
| | | | W | D | H | W | D | H | W | H | | | | |
| | | | 26.5 | 27.25 | 33.25 | 18 | 18 | 17 | 16 | 16.5 | | | | |
|   <p>2075BRAPUT 2075BRAUT</p> <p>Armchair w/Backpack Rack and Tablet COM Yardage: 0.75 Freight Class: 250 Product Weight: 35 Cubic Feet Per Carton: 14.75</p> | Specify (L) left or (R) right tablet Does not stack. | 2075BRAPUT 1144 Upholstered seat | | | | | | | | | | | | |
| | | | 2075BRAUT 1260 1287 1308 1339 1383 1403 1443 1505 1554 1607 1717 1836 Upholstered seat & back | | | | | | | | | | | |
| | | | OVERALL DIMENSIONS | | | SEAT DIMENSIONS | | | BACK DIMENSIONS | | | | | |
| | | | W | D | H | W | D | H | W | H | | | | |
| 26.5 | 27.25 | 33.25 | 18 | 18 | 17.5 | 16 | 16 | | | | | | | |
| | | RTA 00 | | 1 per carton | | | | | | | | | | |
|  <p>Armless Chair w/Backpack Rack and Tablet COM Yardage: N/A Freight Class: 250 Product Weight: 30 Cubic Feet Per Carton: 14.75</p> | Specify (L) left or (R) right tablet Does not stack. | 2075BRNPPT 853 Polypropylene seat & back | | | | | | | | | | | | |
| | | | OVERALL DIMENSIONS | | | SEAT DIMENSIONS | | | BACK DIMENSIONS | | | | | |
| | | | W | D | H | W | D | H | W | H | | | | |
| | | | 27.25 | 27.25 | 33.25 | 18 | 18 | 17 | 16 | 16.5 | | | | |




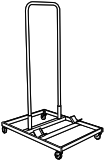


| DESCRIPTION | FEATURES | MODEL# | STANDARD TEXTILE GRADES | | | | | | | | | | | |
|-------------------------------------------------------------------------------------------------------------------------------------------------------------------------------------------------|---------------------------------------------------------------------------------------------------------------------------------------------------------------------------------------------------------------------------------------------------------------------------------------------------------------------------------------------|--------------------------------------------------------------------------------------------------------------------------------------------------------------------------------------------------------------------------------------------------------------------------------------------------|--------------------------------------------------------------------------------------|---|---|-----------------------------------------|---|---|---------------------------------------|---|---|----|----|----|
| | | | 1 | 2 | 3 | 4 | 5 | 6 | 7 | 8 | 9 | 10 | 11 | 12 |
|  2075BRNPUT  2075BRNUUT | <p>Armless Chair w/Backpack Rack and Tablet COM Yardage: 0.75 Freight Class: 250 Product Weight: 32 Cubic Feet Per Carton: 14.75</p> <p>Specify (L) left or (R) right tablet Does not stack.</p> | <p>2075BRNPUT \$1035 \$1062 \$1083 \$1113 \$1155 \$1177 \$1215 \$1277 \$1324 \$1377 \$1487 \$1602 Upholstered seat</p> <p>2075BRNUUT 1151 1178 1198 1229 1270 1291 1330 1390 1438 1492 1600 1715 Upholstered seat & back</p> | <p>OVERALL DIMENSIONS W D H</p> | | | <p>SEAT DIMENSIONS W D H</p> | | | <p>BACK DIMENSIONS W H</p> | | | | | |
| | | 25 27.25 33.25 18 18 17.5 16 16 | <p>RTA 00 1 per carton</p> | | | | | | | | | | | |
|  2076APP | <p>Armchair w/Sled Base COM Yardage: N/A Freight Class: 250 Product Weight: 14 Cubic Feet Per Carton: 14</p> <p>Stacks 5 high on floor. Stacks 15 high on dolly.</p> | <p>2076APP \$556 Polypropylene seat & back</p> | <p>OVERALL DIMENSIONS W D H</p> | | | <p>SEAT DIMENSIONS W D H</p> | | | <p>BACK DIMENSIONS W H</p> | | | | | |
| 25.5 24 33.25 18 18 17 16 16.5 | <p>RTA 00 4 per carton (pricing and specifications are for one seat unit)</p> | | | | | | | | | | | | | |
|  2076APU  2076AAU | <p>Armchair w/Sled Base COM Yardage: 0.75 Freight Class: 250 Product Weight: 19.5 Cubic Feet Per Carton: 14</p> <p>Stacks 5 high on floor. Stacks 10 high on dolly.</p> | <p>2076APU 738 764 783 811 850 868 905 962 1005 1055 1155 1264 Upholstered seat</p> <p>2076AAU 854 881 900 928 968 986 1022 1079 1126 1173 1276 1384 Upholstered seat & back</p> | <p>OVERALL DIMENSIONS W D H</p> | | | <p>SEAT DIMENSIONS W D H</p> | | | <p>BACK DIMENSIONS W H</p> | | | | | |
| | | 24 25 33.25 18 18 17.5 16 16 | <p>RTA 00 4 per carton (pricing and specifications are for one seat unit)</p> | | | | | | | | | | | |
|  2076NPP | <p>Armless Chair w/Sled Base COM Yardage: N/A Freight Class: 250 Product Weight: 12 Cubic Feet Per Carton: 13</p> <p>Stacks 5 high on floor. Stacks 15 high on dolly.</p> | <p>2076NPP 445 Polypropylene seat & back</p> | <p>OVERALL DIMENSIONS W D H</p> | | | <p>SEAT DIMENSIONS W D H</p> | | | <p>BACK DIMENSIONS W H</p> | | | | | |
| 20.5 25 33.25 18 18 18 16 16.5 | <p>RTA 00 4 per carton (pricing and specifications are for one seat unit)</p> | | | | | | | | | | | | | |
|  2076NPU  2076NUU | <p>Armless Chair w/Sled Base COM Yardage: 0.75 Freight Class: 150 Product Weight: 15 Cubic Feet Per Carton: 13</p> <p>Stacks 5 high on floor. Stacks 10 high on dolly.</p> | <p>2076NPU 629 654 672 698 735 754 788 843 885 932 1027 1132 Upholstered seat</p> <p>2076NUU 745 770 789 815 852 871 905 961 1003 1050 1148 1252 Upholstered seat & back</p> | <p>OVERALL DIMENSIONS W D H</p> | | | <p>SEAT DIMENSIONS W D H</p> | | | <p>BACK DIMENSIONS W H</p> | | | | | |
| | | 20.5 25 33.25 18 18 17.5 16 16 | <p>RTA 00 4 per carton (pricing and specifications are for one seat unit)</p> | | | | | | | | | | | |








| DESCRIPTION | FEATURES | MODEL# | STANDARD TEXTILE GRADES | | | | | | | | | | | | | | |
|------------------------------------------------------------------------------------------------------------------------------------------------------------------------------------------------------------------------------------------------------------------------------------------------------------------------------------------------------------------------------|---------------------------------------------------------------------------|----------------------------------------------------------------------------------------------------------------------------------------------------------------------------------------------------------------------------|---------------------------|-----------------------------------------------------------------|----------|------------------------|----------|----------|------------------------|----------|---|----|----|----|--|--|--|
| | | | 1 | 2 | 3 | 4 | 5 | 6 | 7 | 8 | 9 | 10 | 11 | 12 | | | |
|  <p>Armchair w/Sled Base and Tablet COM Yardage: N/A Freight Class: 300 Product Weight: 27 Cubic Feet Per Carton: 14.75</p> | <p>Specify (L) left or (R) right tablet</p> <p>Does not stack.</p> | <p>2076APPT 872 Polypropylene seat & back</p> | | | | | | | | | | | | | | | |
| | | | OVERALL DIMENSIONS | | | SEAT DIMENSIONS | | | BACK DIMENSIONS | | | | | | | | |
| | | | W | D | H | W | D | H | W | H | | | | | | | |
| | | | 26.5 | 27.25 | 33.25 | 18 | 18 | 17 | 16 | 16.5 | | | | | | | |
| | | | RTA 00 | 1 per carton | | | | | | | | | | | | | |
|  <p>2076APUT</p>  <p>2076AUUT</p> <p>Armchair w/Sled Base and Tablet COM Yardage: 0.75 Freight Class: 250 Product Weight: 32 Cubic Feet Per Carton: 14.75</p> | <p>Specify (L) left or (R) right tablet</p> <p>Does not stack.</p> | <p>2076APUT 1056 1085 1105 1136 1182 1202 1243 1309 1358 1413 1527 1649 Upholstered seat</p> <p>2076AUUT 1171 1201 1221 1254 1297 1317 1357 1423 1472 1526 1639 1760 Upholstered seat & back</p> | | | | | | | | | | | | | | | |
| | | | OVERALL DIMENSIONS | | | SEAT DIMENSIONS | | | BACK DIMENSIONS | | | | | | | | |
| | | | W | D | H | W | D | H | W | H | | | | | | | |
| | | | 26.5 | 27.25 | 33.25 | 18 | 18 | 17.5 | 16 | 16 | | | | | | | |
| | | | RTA 00 | 1 per carton | | | | | | | | | | | | | |
|  <p>Armless Chair w/Sled Base and Tablet COM Yardage: N/A Freight Class: 300 Product Weight: 27 Cubic Feet Per Carton: 14.75</p> | <p>Specify (L) left or (R) right tablet</p> <p>Does not stack</p> | <p>2076NPPT 765 Polypropylene seat & back</p> | | | | | | | | | | | | | | | |
| | | | OVERALL DIMENSIONS | | | SEAT DIMENSIONS | | | BACK DIMENSIONS | | | | | | | | |
| | | | W | D | H | W | D | H | W | H | | | | | | | |
| | | | 26.5 | 27.25 | 33.25 | 18 | 18 | 17 | 16 | 16.5 | | | | | | | |
| | | | RTA 00 | 1 per carton | | | | | | | | | | | | | |
|  <p>2076NPUT</p>  <p>2076NUUT</p> <p>Armless Chair w/Sled Base and Tablet COM Yardage: 0.75 Freight Class: 250 Product Weight: 30 Cubic Feet Per Carton: 14.75</p> | <p>Specify (L) left or (R) right tablet</p> <p>Does not stack</p> | <p>2076NPUT 945 974 994 1025 1070 1090 1130 1193 1241 1296 1409 1528 Upholstered seat</p> <p>2076NUUT 1061 1088 1109 1140 1184 1204 1243 1306 1354 1408 1517 1637 Upholstered seat & back</p> | | | | | | | | | | | | | | | |
| | | | OVERALL DIMENSIONS | | | SEAT DIMENSIONS | | | BACK DIMENSIONS | | | | | | | | |
| | | | W | D | H | W | D | H | W | H | | | | | | | |
| | | | 25 | 27.25 | 33.25 | 18 | 18 | 17.5 | 16 | 16 | | | | | | | |
| | | | RTA 00 | 1 per carton | | | | | | | | | | | | | |
|  <p>Bar Stool w/Arms COM Yardage: N/A Freight Class: 250 Product Weight: 25 Cubic Feet Per Carton: 10.75</p> | <p>Stacks 5 high on floor.</p> | <p>2075BSAPP 701 Polypropylene seat & back</p> | | | | | | | | | | | | | | | |
| | | | OVERALL DIMENSIONS | | | SEAT DIMENSIONS | | | BACK DIMENSIONS | | | | | | | | |
| | | | W | D | H | W | D | H | W | H | | | | | | | |
| | | | 24 | 24.75 | 45 | 18 | 18 | 29 | 16 | 16.5 | | | | | | | |
| | | | RTA 00 | 2 per carton (pricing and specifications are for one seat unit) | | | | | | | | | | | | | |








MULTI-PURPOSE


STREAM S

| DESCRIPTION | FEATURES | MODEL# | STANDARD TEXTILE GRADES | | | | | | | | | | | | |
|--------------------------------------------------------------------------------------------------------------------------------------------------------------------------------------------------------------------------------------------------------------------------|-------------------------|------------------|-----------------------------------------------------------------|---------------------------|---------------------------|------------------------|----------|------------------------|------------------------|----------|------------------------|------|------|------|------|
| | | | 1 | 2 | 3 | 4 | 5 | 6 | 7 | 8 | 9 | 10 | 11 | 12 | |
|  <p>2075BSAPU 2075BSAAU</p> <p>Bar Stool w/Arms COM Yardage: 0.75 Freight Class: 250 Product Weight: 28 Cubic Feet Per Carton: 21.5</p> | Stacks 5 high on floor. | 2075BSAPU | 883 | 909 | 929 | 958 | 998 | 1018 | 1055 | 1116 | 1161 | 1212 | 1317 | 1429 | |
| | | Upholstered seat | 2075BSAAU | 998 | 1024 | 1044 | 1072 | 1113 | 1133 | 1170 | 1231 | 1275 | 1327 | 1432 | 1543 |
| | | | OVERALL DIMENSIONS | | | SEAT DIMENSIONS | | | BACK DIMENSIONS | | | | | | |
| | | | W | D | H | W | D | H | W | H | | | | | |
| | | | 24 | 24.75 | 45 | 18 | 18 | 29.5 | 16 | 16 | | | | | |
| | | RTA 00 | 2 per carton (pricing and specifications are for one seat unit) | | | | | | | | | | | | |
|  <p>2075BSNPP</p> <p>Armless Bar Stool COM Yardage: N/A Freight Class: 250 Product Weight: 21 Cubic Feet Per Carton: 17.75</p> | Stacks 5 high on floor. | 2075BSNPP | 592 | Polypropylene seat & back | | | | | | | | | | | |
| | | | | | OVERALL DIMENSIONS | | | SEAT DIMENSIONS | | | BACK DIMENSIONS | | | | |
| | | | W | D | H | W | D | H | W | H | | | | | |
| | | | 22 | 24.75 | 45 | 18 | 18 | 29 | 16 | 16.5 | | | | | |
| | | RTA 00 | 2 per carton (pricing and specifications are for one seat unit) | | | | | | | | | | | | |
|  <p>2075BSNPU 2075BSNUU</p> <p>Armless Bar Stool COM Yardage: 0.75 Freight Class: 250 Product Weight: 24 Cubic Feet Per Carton: 17.75</p> | Stacks 5 high on floor. | 2075BSNPU | 774 | 800 | 819 | 847 | 886 | 904 | 941 | 998 | 1041 | 1091 | 1192 | 1300 | |
| | | Upholstered seat | 2075BSNUU | 889 | 916 | 935 | 963 | 1003 | 1021 | 1057 | 1115 | 1161 | 1208 | 1312 | 1419 |
| | | | OVERALL DIMENSIONS | | | SEAT DIMENSIONS | | | BACK DIMENSIONS | | | | | | |
| | | | W | D | H | W | D | H | W | H | | | | | |
| | | | 22 | 24.75 | 45 | 18 | 18 | 29.5 | 16 | 16 | | | | | |
| | | RTA 00 | 2 per carton (pricing and specifications are for one seat unit) | | | | | | | | | | | | |
|  <p>2075CSAPP</p> <p>Counter Stool w/Arms COM Yardage: N/A Freight Class: 250 Product Weight: 24 Cubic Feet Per Carton: 21.5</p> | Stacks 5 high on floor. | 2075CSAPP | 701 | Polypropylene seat & back | | | | | | | | | | | |
| | | | | | OVERALL DIMENSIONS | | | SEAT DIMENSIONS | | | BACK DIMENSIONS | | | | |
| | | | W | D | H | W | D | H | W | H | | | | | |
| | | | 24 | 24.75 | 40 | 18 | 18 | 24 | 16 | 16.5 | | | | | |
| | | RTA 00 | 2 per carton (pricing and specifications are for one seat unit) | | | | | | | | | | | | |
|  <p>2075CSAPU 2075CSAAU</p> <p>Counter Stool w/Arms COM Yardage: 0.75 Freight Class: 250 Product Weight: 27 Cubic Feet Per Carton: 21.5</p> | Stacks 5 high on floor. | 2075CSAPU | 883 | 912 | 932 | 963 | 1008 | 1029 | 1069 | 1133 | 1184 | 1238 | 1351 | 1472 | |
| | | Upholstered seat | 2075CSAAU | 998 | 1025 | 1046 | 1077 | 1122 | 1142 | 1182 | 1245 | 1294 | 1349 | 1462 | 1581 |
| | | | OVERALL DIMENSIONS | | | SEAT DIMENSIONS | | | BACK DIMENSIONS | | | | | | |
| | | | W | D | H | W | D | H | W | H | | | | | |
| | | | 24 | 24.75 | 40 | 18 | 18 | 24.5 | 16 | 16 | | | | | |
| | | RTA 00 | 2 per carton (pricing and specifications are for one seat unit) | | | | | | | | | | | | |

| DESCRIPTION | FEATURES | MODEL# | STANDARD TEXTILE GRADES | | | | | | | | | | | | | | |
|----------------------------------------------------------------------------------------------------------------------------------------------------------------------------------------------------------------------------------------------------------------------------------------------------------|-----------------------------------------------------|----------------------------------------------------------------------------------------------------------------------------------------------------------------------------------------|-------------------------------------------------------------------------------|-------|------|------------------------|----|------|------------------------|------|---|----|----|----|--|--|--|
| | | | 1 | 2 | 3 | 4 | 5 | 6 | 7 | 8 | 9 | 10 | 11 | 12 | | | |
|  <p>Armless Counter Stool COM Yardage: N/A Freight Class: 250 Product Weight: 20 Cubic Feet Per Carton: 19</p> | Stacks 5 high on floor. | 2075CSNPP 592 Polypropylene seat & back | | | | | | | | | | | | | | | |
| | | | OVERALL DIMENSIONS | | | SEAT DIMENSIONS | | | BACK DIMENSIONS | | | | | | | | |
| | | | W | D | H | W | D | H | W | H | | | | | | | |
| | | | 22 | 24.75 | 40 | 18 | 18 | 24 | 16 | 16.5 | | | | | | | |
| | | | RTA 00 2 per carton (pricing and specifications are for one seat unit) | | | | | | | | | | | | | | |
|   <p>Armless Counter Stool COM Yardage: 0.75 Freight Class: 250 Product Weight: 23 Cubic Feet Per Carton: 19</p> | Stacks 5 high on floor. | 2075CSNPU 774 801 822 852 897 917 956 1017 1067 1120 1229 1347 Upholstered seat 2075CSNUU 889 916 937 967 1009 1031 1069 1131 1179 1232 1341 1456 Upholstered seat & back | | | | | | | | | | | | | | | |
| | | | OVERALL DIMENSIONS | | | SEAT DIMENSIONS | | | BACK DIMENSIONS | | | | | | | | |
| | | | W | D | H | W | D | H | W | H | | | | | | | |
| | | | 22 | 24.75 | 40 | 18 | 18 | 24.5 | 16 | 16 | | | | | | | |
| | | | RTA 00 2 per carton (pricing and specifications are for one seat unit) | | | | | | | | | | | | | | |
|  <p>Dolly COM Yardage: N/A Freight Class: 125 Product Weight: 41 Cubic Feet Per Carton: 6.75</p> | Accommodates 10-15 chairs depending on model. | 2085 790 | | | | | | | | | | | | | | | |
| | | | OVERALL DIMENSIONS | | | SEAT DIMENSIONS | | | BACK DIMENSIONS | | | | | | | | |
| | | | W | D | H | W | D | H | W | H | | | | | | | |
| | | | 24 | 33.5 | 53 | | | | | | | | | | | | |
| | | | RTA 00 FedEx 2 per carton | | | | | | | | | | | | | | |
|  <p>Ganging Clamps - Set of 2 COM Yardage: N/A Freight Class: 70 Product Weight: .20 Cubic Feet Per Carton: .04</p> | For use with armchair models. Chair clearance 0.25" | 5233 \$33 | | | | | | | | | | | | | | | |
| | | | OVERALL DIMENSIONS | | | SEAT DIMENSIONS | | | BACK DIMENSIONS | | | | | | | | |
| | | | W | D | H | W | D | H | W | H | | | | | | | |
| | | | .87 | 0.75 | 1 | | | | | | | | | | | | |
| | | | RTA 00 Pricing is for the set, specifications are for one clamp | | | | | | | | | | | | | | |
|  <p>Ganging Brackets - Set of 2 COM Yardage: N/A Freight Class: 70 Product Weight: 0.01 Cubic Feet Per Carton: 0.02</p> | For use with armless models. Chair clearance 0.25" | 6526 \$26 | | | | | | | | | | | | | | | |
| | | | OVERALL DIMENSIONS | | | SEAT DIMENSIONS | | | BACK DIMENSIONS | | | | | | | | |
| | | | W | D | H | W | D | H | W | H | | | | | | | |
| | | | 0.75 | 5.75 | 1.25 | | | | | | | | | | | | |
| | | | RTA 00 Pricing is for the set, specifications are for one clamp | | | | | | | | | | | | | | |

| DESCRIPTION | FEATURES | MODEL# | STANDARD TEXTILE GRADES | | | | | | | | | | | | |
|----------------------------------------------------------------------------------------------------------------------------------------------------------------------------------------------------------------------------------------------------------------------------------------------------------------------------------------------------------|----------|----------------|-------------------------|---------------------------|----------|----------|------------------------|----------|-----------|------------------------|----------|--------|--------|--------|--------|
| | | | 1 | 2 | 3 | 4 | 5 | 6 | 7 | 8 | 9 | 10 | 11 | 12 | |
|  <p>Tilter Chair w/Arms COM Yardage: N/A Freight Class: 250 Product Weight (lbs.): 34 Cubic Feet Per Carton: 15.5</p> | | 2073APP | \$872 | Polypropylene seat & back | | | | | | | | | | | |
| | | | | OVERALL DIMENSIONS | | | SEAT DIMENSIONS | | | BACK DIMENSIONS | | | | | |
| | | | | W | D | H | W | D | H | W | H | | | | |
| | | | | 24 | 23.5 | 33.5 | 18 | 18 | 15.5-20.5 | 16 | 16.5 | | | | |
| | | | RTA 00 | 1 per carton | | | | | | | | | | | |
|   <p>2073APU 2073AUU</p> <p>Tilter Chair w/Arms COM Yardage: .75 Freight Class: 250 Product Weight: 39 Cubic Feet Per Carton: 15.5</p> | | 2073APU | \$1056 | \$1083 | \$1103 | \$1134 | \$1176 | \$1196 | \$1235 | \$1297 | \$1345 | \$1397 | \$1507 | \$1621 | |
| | | | | Upholstered seat | | | | | | | | | | | |
| | | | 2073AUU | \$1171 | \$1198 | \$1218 | \$1247 | \$1290 | \$1311 | \$1349 | \$1410 | \$1457 | \$1510 | \$1619 | \$1734 |
| | | | | Upholstered seat & back | | | | | | | | | | | |
| | | | | OVERALL DIMENSIONS | | | SEAT DIMENSIONS | | | BACK DIMENSIONS | | | | | |
| | | | W | D | H | W | D | H | W | H | | | | | |
| | | | 24 | 23.5 | 33.5 | 18 | 18 | 16-21 | 16 | 16 | | | | | |
| | | RTA 00 | 1 per carton | | | | | | | | | | | | |
|  <p>Armless Tilter Chair COM Yardage: N/A Freight Class: 300 Product Weight (lbs.): 30 Cubic Feet Per Carton:</p> | | 2073NPP | \$779 | Polypropylene seat & back | | | | | | | | | | | |
| | | | | OVERALL DIMENSIONS | | | SEAT DIMENSIONS | | | BACK DIMENSIONS | | | | | |
| | | | | W | D | H | W | D | H | W | H | | | | |
| | | | | 20.5 | 23.5 | 33.5 | 18 | 18 | 15.5-20.5 | 16 | 16.5 | | | | |
| | | | RTA 00 | 1 per carton | | | | | | | | | | | |
|   <p>2073NPU 2073NUU</p> <p>Armless Tilter Chair COM Yardage: 0.75 Freight Class: 250 Product Weight: 33 Cubic Feet Per Carton: 15.5</p> | | 2073NPU | \$963 | \$990 | \$1010 | \$1039 | \$1082 | \$1102 | \$1141 | \$1201 | \$1249 | \$1300 | \$1410 | \$1525 | |
| | | | | Upholstered seat | | | | | | | | | | | |
| | | | 2073NUU | \$1077 | \$1104 | \$1124 | \$1153 | \$1195 | \$1216 | \$1254 | \$1314 | \$1362 | \$1413 | \$1521 | \$1635 |
| | | | | Upholstered seat & back | | | | | | | | | | | |
| | | | | OVERALL DIMENSIONS | | | SEAT DIMENSIONS | | | BACK DIMENSIONS | | | | | |
| | | | W | D | H | W | D | H | W | H | | | | | |
| | | | 20.5 | 23.5 | 33.5 | 18 | 18 | 16-21 | 16 | 16 | | | | | |
| | | RTA 00 | 1 per carton | | | | | | | | | | | | |
|  <p>Height Adjustable Stool w/Arms COM Yardage: N/A Freight Class: 300 Product Weight (lbs.): 37 Cubic Feet Per Carton: 19.5</p> | | 2074APP | \$984 | Polypropylene seat & back | | | | | | | | | | | |
| | | | | OVERALL DIMENSIONS | | | SEAT DIMENSIONS | | | BACK DIMENSIONS | | | | | |
| | | | | W | D | H | W | D | H | W | H | | | | |
| | | | | 24 | 23.5 | 43 | 18 | 18 | 22-32 | 16 | 16.5 | | | | |
| | | | RTA 00 | 1 per carton | | | | | | | | | | | |

| DESCRIPTION | FEATURES | MODEL# | STANDARD TEXTILE GRADES | | | | | | | | | | | | | | |
|---------------------------------------------------------------------------------------------------------------------------------------------------------------------------------------------------------------------------------------------------------------------------------------------------------------------------------------------------------------|----------|---------------------------------------------------------------------------------------------------------------------------------------------------------------------------------------------------|---------------------------|----------|----------|------------------------|----------|----------|------------------------|----------|---|----|----|----|--|--|--|
| | | | 1 | 2 | 3 | 4 | 5 | 6 | 7 | 8 | 9 | 10 | 11 | 12 | | | |
|  <p>Tilter Chair w/Arms and Pedestal Base COM Yardage: N/A Freight Class: 250 Product Weight (lbs.): 34 Cubic Feet Per Carton: 10.25</p> | | 2073APPPB 1103 Polypropylene seat & back | | | | | | | | | | | | | | | |
| | | | OVERALL DIMENSIONS | | | SEAT DIMENSIONS | | | BACK DIMENSIONS | | | | | | | | |
| | | | W | D | H | W | D | H | W | H | | | | | | | |
| | | | 20.5 | 23.5 | 33.5 | 18 | 18 | 16.5 | 16 | 16 | | | | | | | |
| | | | RTA 00 | | | 1 per carton | | | | | | | | | | | |
|   <p>2073APUPB 2073AUUPB</p> <p>Tilter Chair w/Arms and Pedestal Base COM Yardage: 0.75 Freight Class: 250 Product Weight: 37 Cubic Feet Per Carton: 10.25</p> | | 2073APUPB 1286 1313 1333 1362 1405 1425 1464 1524 1571 1623 1731 1847 Upholstered seat 2073AUUPB 1401 1428 1448 1477 1519 1401 1578 1638 1686 1737 1845 1959 Upholstered seat & back | | | | | | | | | | | | | | | |
| | | | OVERALL DIMENSIONS | | | SEAT DIMENSIONS | | | BACK DIMENSIONS | | | | | | | | |
| | | | W | D | H | W | D | H | W | H | | | | | | | |
| | | | 20.5 | 23.5 | 33.5 | 18 | 18 | 16.5 | 16 | 16 | | | | | | | |
| | | | RTA 00 | | | 1 per carton | | | | | | | | | | | |
|  <p>Armless Task Chair w/Pedestal Base COM Yardage: N/A Freight Class: 250 Product Weight (lbs.): 30 Cubic Feet Per Carton: 10.25</p> | | 2074NPPPB 1100 Polypropylene seat & back | | | | | | | | | | | | | | | |
| | | | OVERALL DIMENSIONS | | | SEAT DIMENSIONS | | | BACK DIMENSIONS | | | | | | | | |
| | | | W | D | H | W | D | H | W | H | | | | | | | |
| | | | 20.5 | 23.5 | 33.5 | 18 | 18 | 16.5 | 16 | 16 | | | | | | | |
| | | | RTA 00 | | | 1 per carton | | | | | | | | | | | |
|   <p>2074NPUPB 2074NUUPB</p> <p>Armless Task Chair w/Pedestal Base COM Yardage: 0.75 Freight Class: 250 Product Weight: 33 Cubic Feet Per Carton: 10.25</p> | | 2074NPUPB 1282 1311 1331 1361 1405 1425 1464 1525 1574 1626 1736 1853 Upholstered seat 2074NUUPB 1399 1428 1448 1478 1522 1399 1579 1641 1689 1742 1851 1966 Upholstered seat & back | | | | | | | | | | | | | | | |
| | | | OVERALL DIMENSIONS | | | SEAT DIMENSIONS | | | BACK DIMENSIONS | | | | | | | | |
| | | | W | D | H | W | D | H | W | H | | | | | | | |
| | | | 20.5 | 23.5 | 33.5 | 18 | 18 | 16.5 | 16 | 16 | | | | | | | |
| | | | RTA 00 | | | 1 per carton | | | | | | | | | | | |
|  <p>Task Chair w/Pedestal Base COM Yardage: N/A Freight Class: 250 Product Weight (lbs.): 34 Cubic Feet Per Carton: 10.25</p> | | 2074APPPB 1214 Polypropylene seat & back | | | | | | | | | | | | | | | |
| | | | OVERALL DIMENSIONS | | | SEAT DIMENSIONS | | | BACK DIMENSIONS | | | | | | | | |
| | | | W | D | H | W | D | H | W | H | | | | | | | |
| | | | 20.5 | 23.5 | 33.5 | 18 | 18 | 16.5 | 16 | 16 | | | | | | | |
| | | | RTA 00 | | | 1 per carton | | | | | | | | | | | |

| DESCRIPTION | FEATURES | MODEL# | STANDARD TEXTILE GRADES | | | | | | | | | | | |
|------------------------------------------------------------------------------------------------------------------------------------|----------|--------|---------------------------------------------------------------------------------------------------------|------|------|-----------------|----|------|-----------------|----|---|----|----|----|
| | | | 1 | 2 | 3 | 4 | 5 | 6 | 7 | 8 | 9 | 10 | 11 | 12 |
|  2074APUPB | | | 2074APUPB 1397 1424 1445 1476 1521 1541 1581 1644 1693 1748 1860 1979 Upholstered seat | | | | | | | | | | | |
| | | | 2074AUUPB 1511 1538 1559 1590 1635 1511 1694 1757 1805 1859 1972 2088 Upholstered seat & back | | | | | | | | | | | |
| | | | OVERALL DIMENSIONS | | | SEAT DIMENSIONS | | | BACK DIMENSIONS | | | | | |
| | | | W | D | H | W | D | H | W | H | | | | |
| | | | 20.5 | 23.5 | 33.5 | 18 | 18 | 16.5 | 16 | 16 | | | | |
| Task Chair w/Pedestal Base COM Yardage: 0.75 Freight Class: 250 Product Weight: 37 Cubic Feet Per Carton: 10.25 | | | RTA 00 | | | 1 per carton | | | | | | | | |

TWILIGHT™



model 2194 (BK)



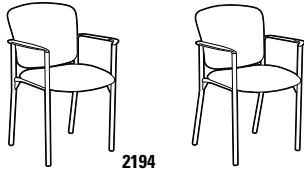

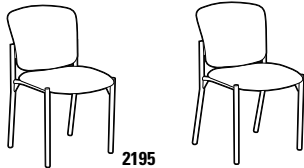


model 2198C (TUN)

STANDARD FEATURES

- Twilight series armchairs and barstools feature a flared back design.
- Chairs can stack 5 high on floor and 8 high on dolly 2125WS. Stools do not stack.
- Comet series tables and connecting brackets are compatible with Twilight models.
- Arm and Armless models can be joined together using ganging clamp model 2180.
- All Twilight models have welded corner gussets for additional strength & support.
- **Specifications and pricing are for 1 chair.**
- Check textile availability prior to specifying upholstery material.

OPTIONAL FEATURES

- Frames available in Black (TBL) or Tungsten (TTU).
- Optional steel cushioned glides (B) are available on all models. Add \$31. Please specify.
- Models featuring a wood veneer back are available in Absolute (AAM), Black (BKM), Cherry (ACM), Espresso Cafe (ECM), English Oak (EOM), Fruitwood (TFM), Gray (HGM), Honey (AHM), Mahogany (TMM), Maple (AVM), Medium Walnut (MWM), Night (ASM), Noce Biondo (NBM), Noce Grigio (NGM), Noce Leggero (NEM), Noce Medio (NMM), Shaker Cherry (SKM), Walnut (TWM), WC Cream (WTM), White (WHM) and Winter Cherry (WCM). Please Specify. Genuine maple faced veneers and solids are used.
- Models featuring wood veneer backs can incorporate a custom logo. Please contact Customer Service for further details.

| DESCRIPTION | FEATURES | MODEL# | STANDARD TEXTILE GRADES | | | | | | | | | | | | |
|-----------------------------------------------------------------------------------------------------------------------------------------------------------------------------|---------------------------------------------------------------------------------------------------|---------------------------------------------------------------------------------------------|-------------------------|-----------------------------------------------------------------------------------------------------------------------|-------|-------|-------|-------|--------|--------|--------|--------|--------|--------|--|
| | | | 1 | 2 | 3 | 4 | 5 | 6 | 7 | 8 | 9 | 10 | 11 | 12 | |
|  <p>2194</p> |  <p>2194WS</p> | 2194 | \$646 | \$694 | \$730 | \$776 | \$851 | \$889 | \$958 | \$1051 | \$1148 | \$1223 | \$1422 | \$1622 | |
| | | 2194WS | \$671 | \$718 | \$758 | \$811 | \$889 | \$916 | \$986 | \$1115 | \$1176 | \$1296 | \$1458 | \$1662 | |
| <p>Armchair Upholstered Back COM Yardage: 1.25 Freight Class: 250 Product Weight (lbs.): 21 Cubic Feet Per Carton: 6.25 (2 per carton)</p> | | <p>Stacks 5 high on floor. Stacks 8 high on dolly. Ergonomic Features: M, N</p> | | <p>OVERALL DIMENSIONS: W 23.5, D 22, H 35 SEAT DIMENSIONS: W 18, D 16, H 18 BACK DIMENSIONS: W 18, H 16</p> | | | | | | | | | | | |
| | | <p>RTA 00</p> | | | | | | | | | | | | | |
|  | | 2194C | \$758 | \$805 | \$842 | \$888 | \$964 | \$991 | \$1052 | \$1173 | \$1233 | \$1342 | \$1497 | \$1687 | |
| | | | | | | | | | | | | | | | |
| <p>Armchair w/Casters Upholstered Back COM Yardage: 1.25 Freight Class: 250 Product Weight (lbs.): 21 Cubic Feet Per Carton: 6.25 (2 per carton)</p> | | <p>Stacks 5 high on floor. Stacks 8 high on dolly. Ergonomic Features: M, N</p> | | <p>OVERALL DIMENSIONS: W 23.5, D 22, H 35 SEAT DIMENSIONS: W 18, D 16, H 18 BACK DIMENSIONS: W 18, H 18.5</p> | | | | | | | | | | | |
| | | <p>RTA 00</p> | | | | | | | | | | | | | |
|  <p>2195</p> |  <p>2195WS</p> | 2195 | \$560 | \$605 | \$639 | \$690 | \$765 | \$801 | \$869 | \$963 | \$1055 | \$1130 | \$1333 | \$1532 | |
| | | 2195WS | \$583 | \$631 | \$670 | \$725 | \$801 | \$829 | \$898 | \$1026 | \$1088 | \$1209 | \$1370 | \$1574 | |
| <p>Armless Chair Upholstered Back COM Yardage: 1.25 Freight Class: 250 Product Weight (lbs.): 18 Cubic Feet Per Carton: 6.25 (2 per carton)</p> | | <p>Stacks 5 high on floor. Stacks 8 high on dolly. Ergonomic Features: M, N</p> | | <p>OVERALL DIMENSIONS: W 20, D 22, H 35 SEAT DIMENSIONS: W 18, D 16, H 18.5 BACK DIMENSIONS: W 18, H 16</p> | | | | | | | | | | | |
| | | <p>RTA 00</p> | | | | | | | | | | | | | |

DESCRIPTION FEATURES MODEL# STANDARD TEXTILE GRADES



Armless Chair w/Casters Upholstered Back
 COM Yardage: 1.25
 Freight Class: 250
 Product Weight (lbs.): 18
 Cubic Feet Per Carton: 6.25 (2 per carton)

Stacks 5 high on floor.
 Stacks 8 high on dolly.
 Ergonomic Features:
 M, N

| MODEL# | 1 | 2 | 3 | 4 | 5 | 6 | 7 | 8 | 9 | 10 | 11 | 12 |
|--------|-------|-------|-------|-------|-------|-------|-------|--------|--------|--------|--------|--------|
| 2195C | \$671 | \$716 | \$751 | \$803 | \$877 | \$904 | \$965 | \$1086 | \$1146 | \$1256 | \$1410 | \$1599 |

| OVERALL DIMENSIONS | | | SEAT DIMENSIONS | | | BACK DIMENSIONS | |
|--------------------|---|---|-----------------|---|---|-----------------|---|
| W | D | H | W | D | H | W | H |

| | | | | | | | |
|----|----|----|----|----|----|------|----|
| 20 | 22 | 35 | 18 | 16 | 18 | 18.5 | 16 |
|----|----|----|----|----|----|------|----|

RTA 00



2198



\$691WS

Armchair Wood Veneer Back
 COM Yardage: 0.75
 Freight Class: 250
 Product Weight (lbs.): 20
 Cubic Feet Per Carton: 6.25 (2 per carton)

Stacks 5 high on floor.
 Stacks 8 high on dolly.
 Ergonomic Features:
 M, N

| MODEL# | 1 | 2 | 3 | 4 | 5 | 6 | 7 | 8 | 9 | 10 | 11 | 12 |
|--------|-------|-------|-------|-------|-------|-------|-------|-------|-------|--------|--------|--------|
| 2198 | \$691 | \$717 | \$739 | \$771 | \$814 | \$838 | \$877 | \$934 | \$988 | \$1035 | \$1155 | \$1276 |

| | | | | | | | | | | | | |
|------------|-------|-------|-------|-------|-------|-------|-------|-------|--------|--------|--------|--------|
| 2198WS | \$710 | \$743 | \$766 | \$798 | \$842 | \$860 | \$903 | \$976 | \$1015 | \$1087 | \$1186 | \$1304 |
| Wall Saver | | | | | | | | | | | | |

| OVERALL DIMENSIONS | | | SEAT DIMENSIONS | | | BACK DIMENSIONS | |
|--------------------|---|---|-----------------|---|---|-----------------|---|
| W | D | H | W | D | H | W | H |

| | | | | | | | |
|------|----|----|----|------|----|------|------|
| 23.5 | 22 | 35 | 18 | 17.5 | 18 | 18.5 | 16.5 |
|------|----|----|----|------|----|------|------|

RTA 00



Armchair w/Casters Wood Veneer Back
 COM Yardage: 0.75
 Freight Class: 250
 Product Weight (lbs.): 20
 Cubic Feet Per Carton: 6.25 (2 per carton)

Stacks 5 high on floor.
 Stacks 8 high on dolly.
 Ergonomic Features:
 M, N

| MODEL# | 1 | 2 | 3 | 4 | 5 | 6 | 7 | 8 | 9 | 10 | 11 | 12 |
|--------|-------|-------|-------|-------|-------|-------|-------|-------|--------|--------|--------|--------|
| 2198C | \$717 | \$750 | \$771 | \$803 | \$843 | \$859 | \$899 | \$971 | \$1004 | \$1071 | \$1162 | \$1277 |

| OVERALL DIMENSIONS | | | SEAT DIMENSIONS | | | BACK DIMENSIONS | |
|--------------------|---|---|-----------------|---|---|-----------------|---|
| W | D | H | W | D | H | W | H |

| | | | | | | | |
|------|----|----|----|----|----|------|----|
| 23.5 | 22 | 35 | 18 | 16 | 18 | 18.5 | 16 |
|------|----|----|----|----|----|------|----|

RTA 00



2199



2199WS

Armless Chair Wood Veneer Back
 COM Yardage: 0.75
 Freight Class: 250
 Product Weight (lbs.): 18
 Cubic Feet Per Carton: 6.25 (2 per carton)

Stacks 5 high on floor.
 Stacks 8 high on dolly.
 Ergonomic Features:
 M, N

| MODEL# | 1 | 2 | 3 | 4 | 5 | 6 | 7 | 8 | 9 | 10 | 11 | 12 |
|--------|-------|-------|-------|-------|-------|-------|-------|-------|-------|-------|--------|--------|
| 2199 | \$597 | \$623 | \$644 | \$672 | \$715 | \$741 | \$782 | \$838 | \$892 | \$940 | \$1060 | \$1182 |

| | | | | | | | | | | | | |
|------------|-------|-------|-------|-------|-------|-------|-------|-------|-------|-------|--------|--------|
| 2199WS | \$618 | \$649 | \$672 | \$705 | \$748 | \$768 | \$807 | \$884 | \$923 | \$994 | \$1093 | \$1214 |
| Wall Saver | | | | | | | | | | | | |

| OVERALL DIMENSIONS | | | SEAT DIMENSIONS | | | BACK DIMENSIONS | |
|--------------------|---|---|-----------------|---|---|-----------------|---|
| W | D | H | W | D | H | W | H |

| | | | | | | | |
|----|----|----|----|------|----|------|------|
| 20 | 22 | 35 | 18 | 17.5 | 18 | 18.5 | 16.5 |
|----|----|----|----|------|----|------|------|

RTA 00



Armless Chair w/Casters Wood Veneer Back
 COM Yardage: 0.75
 Freight Class: 250
 Product Weight (lbs.): 18
 Cubic Feet Per Carton: 6.25 (2 per carton)

Stacks 5 high on floor.
 Stacks 8 high on dolly.
 Ergonomic Features:
 M, N


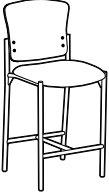


| MODEL# | 1 | 2 | 3 | 4 | 5 | 6 | 7 | 8 | 9 | 10 | 11 | 12 |
|--------|-------|-------|-------|-------|-------|-------|-------|-------|-------|-------|--------|--------|
| 2199C | \$634 | \$667 | \$682 | \$714 | \$760 | \$774 | \$813 | \$887 | \$920 | \$987 | \$1078 | \$1192 |

| OVERALL DIMENSIONS | | | SEAT DIMENSIONS | | | BACK DIMENSIONS | |
|--------------------|---|---|-----------------|---|---|-----------------|---|
| W | D | H | W | D | H | W | H |

| | | | | | | | |
|----|----|----|----|------|----|------|----|
| 20 | 22 | 35 | 18 | 17.5 | 18 | 18.5 | 16 |
|----|----|----|----|------|----|------|----|

RTA 00



| DESCRIPTION | FEATURES | MODEL# | STANDARD TEXTILE GRADES | | | | | | | | | | | |
|-------------------------------------------------------------------------------------------------------------------------------------------------------------------------------------------------------------------------------------------------------------------|------------------------------------------------------------|-------------|---------------------------|----------|----------|------------------------|----------|----------|------------------------|----------|--------|--------|--------|--------|
| | | | 1 | 2 | 3 | 4 | 5 | 6 | 7 | 8 | 9 | 10 | 11 | 12 |
|  <p>Barstool w/Arms Wood Veneer Back COM Yardage: 0.75 Freight Class: 300 Product Weight (lbs.): 27 Cubic Feet Per Carton: 14.75 (1 per carton)</p> | <p>Does not stack.</p> <p>Ergonomic Features: M, N</p> | 2188 | \$994 | \$1028 | \$1050 | \$1082 | \$1131 | \$1144 | \$1187 | \$1263 | \$1302 | \$1372 | \$1473 | \$1592 |
| | | | OVERALL DIMENSIONS | | | SEAT DIMENSIONS | | | BACK DIMENSIONS | | | | | |
| | | | W | D | H | W | D | H | W | H | | | | |
| | | | 23 | 22 | 45 | 18 | 16 | 29 | 18.5 | 16 | | | | |
| | | | RTA 00 | | | | | | | | | | | |
|  <p>Armless Barstool Wood Veneer Back COM Yardage: 0.75 Freight Class: 300 Product Weight (lbs.): 25 Cubic Feet Per Carton: 14.75 (1 per carton)</p> | <p>Does not stack.</p> <p>Ergonomic Features: M, N</p> | 2189 | \$899 | \$934 | \$955 | \$988 | \$1034 | \$1051 | \$1092 | \$1168 | \$1206 | \$1277 | \$1376 | \$1499 |
| | | | OVERALL DIMENSIONS | | | SEAT DIMENSIONS | | | BACK DIMENSIONS | | | | | |
| | | | W | D | H | W | D | H | W | H | | | | |
| | | | 20 | 22 | 45 | 18 | 16 | 29 | 18.5 | 16 | | | | |
| | | | RTA 00 | | | | | | | | | | | |
|  <p>Barstool w/Arms Upholstered Back COM Yardage: 1.25 Freight Class: 300 Product Weight (lbs.): 28 Cubic Feet Per Carton: 14.75 (1 per carton)</p> | <p>Does not stack.</p> <p>Ergonomic Features: M, N</p> | 2196 | \$954 | \$1004 | \$1041 | \$1097 | \$1173 | \$1202 | \$1269 | \$1399 | \$1460 | \$1580 | \$1743 | \$1949 |
| | | | OVERALL DIMENSIONS | | | SEAT DIMENSIONS | | | BACK DIMENSIONS | | | | | |
| | | | W | D | H | W | D | H | W | H | | | | |
| | | | 23 | 22 | 45 | 18 | 16 | 29 | 18.5 | 16 | | | | |
| | | | RTA 00 | | | | | | | | | | | |
|  <p>Armless Barstool w/ Upholstered Back COM Yardage: 1.25 Freight Class: 300 Product Weight (lbs.): 22 Cubic Feet Per Carton: 14.75 (1 per carton)</p> | <p>Does not stack.</p> <p>Ergonomic Features: M, N</p> | 2197 | \$860 | \$910 | \$947 | \$1000 | \$1078 | \$1105 | \$1174 | \$1303 | \$1366 | \$1486 | \$1647 | \$1851 |
| | | | OVERALL DIMENSIONS | | | SEAT DIMENSIONS | | | BACK DIMENSIONS | | | | | |
| | | | W | D | H | W | D | H | W | H | | | | |
| | | | 20 | 22 | 45 | 18 | 16 | 29 | 18.5 | 16 | | | | |
| | | | RTA 00 | | | | | | | | | | | |

VION



| VION FINISHES - GUEST SEATING | | | | |
|-------------------------------|-----------------|----------|----------------|--------------------------------------|
| Back Frame | Specify Code | Frame | Specify Code | Arm Option |
| Black | BLK | Black | TBL | Fiber Glass Reinforced Nylon (Black) |
| Shadow | SHW Add \$76 | Fog | TFO | |
| | | Shadow | TSH | |
| Fog | FOG Add \$76 | Tungsten | TTU | |
| | | Chrome | CHM - Add \$40 | |


STANDARD FEATURES

- Vion is a comprehensive seating series offering a family of models to Address multiple applications: task, management, conference, guest, heavy duty 24-7, and height adjustable stools.
- Series offers models with either a mesh or upholstered back.
- Vion guest chairs offer a wall saver frame design, which is constructed from 7/8" diameter steel tubing.
- Vion guest chairs can stack 4 high on the floor.
- Arm design is gently curved and made from strong fiberglass reinforced black nylon.
- Guest chairs are standard with durable polypropylene glides.
- Dual wheel carpet casters (C82) are standard on guest models with casters.
- Mesh back models are available in 10 standard colors: Aqua (MS75), Black (MS69), Black Cherry (MS76), Blue (MS72), Dust (MS77), Ivory (MS78), Natural (MS74), Paprika (MS79), Rope (MS73) and Stone (MS71).
- Upholstered back models feature Black fabric (Jenny JN02) on the back side as standard.
- Check textile availability prior to specifying upholstery material.
- Vion beam seating consists of upper seat units (6340-6343) including mounting brackets and all hardware necessary for attachment to beam.
- For all beam components, tables and a complete list of available upper seat units, see Beam seating section.

OPTIONAL FEATURES

- Please refer to the chart for optional back frame and base frame finishes.
- Mesh back models are also available in 10 Dimension Mesh colors: Black (DBK), Fog (DST), Chalk (DCL), Shadow (DGM), Charcoal (DCH), Sand (DSD), Cobalt (DCO), Pool Blue (DPB), Citrus (DCT) and Berry (DBE). Add \$27
- Upholstered back models offer a Matching Outer (MO) upholstery option. Due to the additional material needed, these models are listed separately and are priced differently than the standard upholstered back models.
- Seat available in memory foam. Please specify (MF). Add \$117.
- Opaque off-white non-marking glides for hard surface flooring are optional for guest chairs, please specify (NM). No upcharge.
- Felt glides (FG) and rubber glides (RG) are available on guest chairs, please specify and add \$60.
- Steel cushioned self-leveling glides (B) are available on guest chairs (adds 0.5" to seat height), please specify and add \$34.
- Dolly available for stacking guest chairs up to 8 high. Specify model 2125WS, \$452 List.
- Please refer to chart for optional Arms, Back, Base and Frame finishes.

DESCRIPTION FEATURES MODEL# STANDARD TEXTILE GRADES



Stacks 4 high on floor.
Stacks 8 high on dolly.
Ergonomic Features: M, N






Armless Side Chair











COM Yardage: 1
Freight Class: 250
Product Weight (lbs.): 24
Cubic Feet Per Carton: 11.75






| MODEL# | 1 | 2 | 3 | 4 | 5 | 6 | 7 | 8 | 9 | 10 | 11 | 12 |
|--------|-----|-----|-----|-----|-----|-----|-----|-----|------|------|------|------|
| 6324 | 626 | 663 | 691 | 732 | 790 | 812 | 863 | 962 | 1011 | 1101 | 1226 | 1380 |

| OVERALL DIMENSIONS | | | SEAT DIMENSIONS | | | BACK DIMENSIONS | |
|--------------------|----|------|-----------------|------|------|-----------------|----|
| W | D | H | W | D | H | W | H |
| 20 | 24 | 34.5 | 19 | 17.5 | 17.5 | 19 | 17 |



| DESCRIPTION | FEATURES | MODEL# | STANDARD TEXTILE GRADES | | | | | | | | | | | | |
|-------------------------------------------------------------------------------------------------------------------------------------------------------------------------------------------------------------------------------------------------------------------------------------------|--------------------------------------------------------------------------------------------|---------------|---------------------------|--------------|----------|------------------------|----------|----------|------------------------|----------|------|------|------|------|--|
| | | | 1 | 2 | 3 | 4 | 5 | 6 | 7 | 8 | 9 | 10 | 11 | 12 | |
|  <p>mesh back</p> <p>Armless Side Chair w/Casters COM Yardage: 1 Freight Class: 250 Product Weight (lbs.): 24 Cubic Feet Per Carton: 11.75</p> | <p>Does not stack.</p> <p>Ergonomic Features: M, N</p> | 6324C | 699 | 736 | 765 | 806 | 864 | 885 | 936 | 1036 | 1085 | 1175 | 1299 | 1453 | |
| | | | OVERALL DIMENSIONS | | | SEAT DIMENSIONS | | | BACK DIMENSIONS | | | | | | |
| | | | W | D | H | W | D | H | W | H | | | | | |
| | | | 20 | 24 | 34.5 | 19 | 17.5 | 17.5 | 19 | 17 | | | | | |
| | | | RTA 00 | FedEx | | ups | | | | | | | | | |
|  <p>mesh back</p> <p>Side Chair COM Yardage: 1 Freight Class: 300 Product Weight (lbs.): 26 Cubic Feet Per Carton: 13.75</p> | <p>Stacks 4 high on floor. Stacks 8 high on dolly.</p> <p>Ergonomic Features: M, N</p> | 6325 | 671 | 709 | 737 | 778 | 836 | 858 | 909 | 1008 | 1057 | 1147 | 1273 | 1425 | |
| | | | OVERALL DIMENSIONS | | | SEAT DIMENSIONS | | | BACK DIMENSIONS | | | | | | |
| | | | W | D | H | W | D | H | W | H | | | | | |
| | | | 25.5 | 24 | 34.5 | 19 | 17.5 | 17.5 | 19 | 17 | | | | | |
| | | | RTA 00 | FedEx | | ups | | | | | | | | | |
|  <p>mesh back</p> <p>Side Chair w/Casters COM Yardage: 1 Freight Class: 300 Product Weight (lbs.): 26 Cubic Feet Per Carton: 13.75</p> | <p>Does not stack.</p> <p>Ergonomic Features: M, N</p> | 6325C | 742 | 780 | 809 | 850 | 909 | 929 | 980 | 1081 | 1129 | 1219 | 1344 | 1497 | |
| | | | OVERALL DIMENSIONS | | | SEAT DIMENSIONS | | | BACK DIMENSIONS | | | | | | |
| | | | W | D | H | W | D | H | W | H | | | | | |
| | | | 25.5 | 24 | 34.5 | 19 | 17.5 | 17.5 | 19 | 17 | | | | | |
| | | | RTA 00 | FedEx | | ups | | | | | | | | | |
|  <p>upholstered back</p> <p>Armless Side Chair COM Yardage: 1.25 Freight Class: 250 Product Weight (lbs.): 25 Cubic Feet Per Carton: 11.75 Cubic Feet Per Carton: 11.75</p> | <p>Stacks 4 high on floor. Stacks 8 high on dolly.</p> <p>Ergonomic Features: M, N</p> | 6334 | 685 | 733 | 770 | 824 | 901 | 938 | 1008 | 1120 | 1207 | 1302 | 1500 | 1710 | |
| | | | OVERALL DIMENSIONS | | | SEAT DIMENSIONS | | | BACK DIMENSIONS | | | | | | |
| | | | W | D | H | W | D | H | W | H | | | | | |
| | | | 20 | 24 | 34.5 | 19 | 17.5 | 17.5 | 19 | 17 | | | | | |
| | | | RTA 00 | FedEx | | ups | | | | | | | | | |
|  <p>upholstered back</p> <p>Armless Side Chair w/Casters COM Yardage: 1.25 Freight Class: 250 Product Weight (lbs.): 25 Cubic Feet Per Carton: 11.75</p> | <p>Does not stack.</p> <p>Ergonomic Features: M, N</p> | 6334MO | 822 | 894 | 950 | 1034 | 1150 | 1193 | 1296 | 1493 | 1587 | 1770 | 2019 | 2327 | |
| | | | OVERALL DIMENSIONS | | | SEAT DIMENSIONS | | | BACK DIMENSIONS | | | | | | |
| | | | W | D | H | W | D | H | W | H | | | | | |
| | | | 20 | 24 | 34.5 | 19 | 17.5 | 17.5 | 19 | 17 | | | | | |
| | | | RTA 00 | FedEx | | ups | | | | | | | | | |

| DESCRIPTION | FEATURES | MODEL# | STANDARD TEXTILE GRADES | | | | | | | | | | | |
|-------------------------------------------------------------------------------------------------------|---------------------------------------------------------------------------------------|--------------------------------|-------------------------------------------------------------------------------------|-------|-------|----------------------------------------|--------|--------|--------------------------------------|--------|--------|--------|--------|--------|
| | | | 1 | 2 | 3 | 4 | 5 | 6 | 7 | 8 | 9 | 10 | 11 | 12 |
|  upholstered back | Stacks 4 high on floor. Stacks 8 high on dolly. Ergonomic Features: M, N | 6335 6335MO | 731 | 779 | 816 | 870 | 946 | 983 | 1052 | 1162 | 1247 | 1344 | 1538 | 1747 |
| | | | 787 | 860 | 915 | 1000 | 1115 | 1159 | 1261 | 1459 | 1554 | 1737 | 1986 | 2296 |
| | | | OVERALL DIMENSIONS W D H | | | SEAT DIMENSIONS W D H | | | BACK DIMENSIONS W H | | | | | |
| | | | 25.5 | 24 | 34.5 | 19 | 17.5 | 17.5 | 19 | 17 | | | | |
| | | |  | | | | | | | | | | | |
|  upholstered back | Does not stack. Ergonomic Features: M, N | 6335C 6335CMO | 810 | 856 | 889 | 940 | 1014 | 1048 | 1114 | 1219 | 1301 | 1390 | 1576 | 1774 |
| | | | 864 | 936 | 992 | 1076 | 1195 | 1236 | 1338 | 1535 | 1630 | 1813 | 2063 | 2371 |
| | | | OVERALL DIMENSIONS W D H | | | SEAT DIMENSIONS W D H | | | BACK DIMENSIONS W H | | | | | |
| | | | 25.5 | 24 | 34.5 | 19 | 18 | 17.5 | 19 | 17 | | | | |
| | | |  | | | | | | | | | | | |
|  | Upholstered seat/mesh back. Use with beam. | 6340 | \$839 | \$882 | \$911 | \$957 | \$1021 | \$1051 | \$1108 | \$1201 | \$1273 | \$1351 | \$1516 | \$1692 |
| | | | OVERALL DIMENSIONS W D H | | | SEAT DIMENSIONS W D H | | | BACK DIMENSIONS W H | | | | | |
| | | | 21 | 23.5 | 20.5 | 17.5 | 18 | - | 19 | 17 | | | | |
| | | |  | | | | | | | | | | | |
|  | Upholstered seat and back. Use with beam. | 6341 | 978 | 1027 | 1066 | 1123 | 1203 | 1240 | 1314 | 1430 | 1520 | 1619 | 1821 | 2039 |
| | | | OVERALL DIMENSIONS W D H | | | SEAT DIMENSIONS W D H | | | BACK DIMENSIONS W H | | | | | |
| | | | 21 | 23.5 | 20.5 | 17.5 | 18 | - | 19 | 17 | | | | |
| | | |  | | | | | | | | | | | |
|  | Upholstered seat/mesh back. Use with beam. | 6342 | 777 | 817 | 849 | 894 | 957 | 986 | 1046 | 1138 | 1208 | 1288 | 1452 | 1627 |
| | | | OVERALL DIMENSIONS W D H | | | SEAT DIMENSIONS W D H | | | BACK DIMENSIONS W H | | | | | |
| | | | 25.5 | 23.5 | 20.5 | 17.5 | 18 | - | 19 | 17 | | | | |
| | | |  | | | | | | | | | | | |

| DESCRIPTION | FEATURES | MODEL# | STANDARD TEXTILE GRADES | | | | | | | | | | | | |
|--------------------------------------------------------------------------------------------------------------------------------------------------------------------------------------------------------------------------------------------|---------------------------------------------------------------------------|---------------------------|-------------------------|----------|------------------------|----------|----------|------------------------|----------|------|------|------|------|------|--|
| | | | 1 | 2 | 3 | 4 | 5 | 6 | 7 | 8 | 9 | 10 | 11 | 12 | |
|  <p>Seat Unit w/Arms COM Yardage: 1 Freight Class: 250 Product Weight (lbs.): 27 Cubic Feet Per Carton: 9.75</p> | <p>Upholstered seat and back. Use with beam.</p> | 6343 | 899 | 948 | 987 | 1043 | 1123 | 1159 | 1233 | 1348 | 1437 | 1537 | 1742 | 1959 | |
| | | OVERALL DIMENSIONS | | | SEAT DIMENSIONS | | | BACK DIMENSIONS | | | | | | | |
| | | W | D | H | W | D | H | W | H | | | | | | |
| | | 25.5 | 23.5 | 20.5 | 17.5 | 18 | - | 19 | 17 | | | | | | |
| | | | RTA 00 | | | | | | | | | | | | |
|  <p>Bar Height Stool w/Arms COM Yardage: 1.00 Freight Class: 300 Product Weight (lbs.): 35 Cubic Feet Per Carton: 20</p> | <p>Mesh Back. Does not stack.</p> <p>Ergonomic Features: M, N</p> | 6350 | 871 | 911 | 941 | 988 | 1051 | 1080 | 1138 | 1232 | 1302 | 1382 | 1546 | 1721 | |
| | | OVERALL DIMENSIONS | | | SEAT DIMENSIONS | | | BACK DIMENSIONS | | | | | | | |
| | | W | D | H | W | D | H | W | H | | | | | | |
| | | 25.5 | 25 | 44.5 | 19 | 17.5 | 28.5 | 18 | 16 | | | | | | |
| | | | RTA 00 | | | | | | | | | | | | |
|  <p>Armless Bar Height Stool COM Yardage: 1.00 Freight Class: 250 Product Weight (lbs.): 33 Cubic Feet Per Carton: 15.75</p> | <p>Mesh Back. Does not stack.</p> <p>Ergonomic Features: M, N</p> | 6351 | 829 | 869 | 901 | 946 | 1009 | 1038 | 1098 | 1190 | 1260 | 1340 | 1504 | 1679 | |
| | | OVERALL DIMENSIONS | | | SEAT DIMENSIONS | | | BACK DIMENSIONS | | | | | | | |
| | | W | D | H | W | D | H | W | H | | | | | | |
| | | 21 | 25 | 44.5 | 19 | 17.5 | 28.5 | 18 | 16 | | | | | | |
| | | | RTA 00 | | | | | | | | | | | | |
|  <p>Counter Height Stool w/Arms COM Yardage: 1.00 Freight Class: 300 Product Weight (lbs.): 25 Cubic Feet Per Carton: 18.5</p> | <p>Mesh Back. Does not stack.</p> <p>Ergonomic Features: M, N</p> | 6352 | 871 | 911 | 941 | 988 | 1051 | 1080 | 1138 | 1232 | 1302 | 1382 | 1546 | 1721 | |
| | | OVERALL DIMENSIONS | | | SEAT DIMENSIONS | | | BACK DIMENSIONS | | | | | | | |
| | | W | D | H | W | D | H | W | H | | | | | | |
| | | 25.5 | 24.5 | 40.5 | 19 | 17.5 | 24.5 | 18 | 16 | | | | | | |
| | | | RTA 00 | | | | | | | | | | | | |
|  <p>Armless Counter Height Stool COM Yardage: 1.00 Freight Class: 250 Product Weight (lbs.): 31 Cubic Feet Per Carton: 14.50</p> | <p>Mesh Back. Does not stack.</p> <p>Ergonomic Features: M, N</p> | 6353 | 829 | 869 | 901 | 946 | 1009 | 1038 | 1098 | 1190 | 1260 | 1340 | 1504 | 1679 | |
| | | OVERALL DIMENSIONS | | | SEAT DIMENSIONS | | | BACK DIMENSIONS | | | | | | | |
| | | W | D | H | W | D | H | W | H | | | | | | |
| | | 21 | 24.5 | 40.5 | 19 | 17.5 | 24.5 | 18 | 16 | | | | | | |
| | | | RTA 00 | | | | | | | | | | | | |

WILLOW



model W5AUUG
Armchair, Upholstered Seat & Back



Wipeable shroud edge does not collect debris



No visible brackets or upholstery staples

Arm Options



Waterfall Arm (WFA)



Forward Grip Assist (GAA)

| | Willow Chair Stacking Capability | |
|---------------------------------------------------------|----------------------------------|-----------------|
| | Stacks on floor | Stacks on dolly |
| Four leg arm and armless chairs with glides only | | |
| Poly/poly chairs | up to 6 high | up to 10 high |
| Upholstered chairs | up to 4 high | up to 8 high |
| Bariatric Models | up to 4 high | up to 8 high |
| Four leg bar and counter stools | | |
| Stools with arms | Does not stack | N/A |
| Armless stools | up to 4 high | N/A |

| Plastic Component Finish Matching Chart | | |
|-----------------------------------------|-------------------|----------------------|
| Chair Types | Seat Shroud | Arms and Back Shroud |
| Poly back and seat | Matches seat/back | Matches seat/back |
| Upholstered back and seat | Specify | Specify |
| Poly back/upholstered seat | Specify | Specify |
| Upholstered back/poly seat | Matches seat | Specify |



For linking tables, see 267.

EXAMPLE WILLOW ORDER CODE:

| | | | | | |
|-------|------|----|------|-----|-----|
| W5AUU | PU75 | NS | PU75 | WFA | BLK |
|-------|------|----|------|-----|-----|

Model # Back Textile Seat Seat Textile Arm Style Seat Shroud Finish

| | | | | |
|-----|----|-----|----|----|
| CHM | ST | BLK | NS | NB |
|-----|----|-----|----|----|

Frame Finish Glide Type Glide Finish Back seams Moisture Barrier

STANDARD FEATURES

- Willow's durable design and open, welcoming form will ensure years of use. Freestanding chairs are available with four legs or sled base, in seated standard or bariatric widths. Additional models include hip, counter and bar height stools. Freestanding and corner, in-line and end tables are also available to complement the line.
- Seated height chairs may be ganged with ganging brackets or with in-line and corner tables.
- Plastic seats and backs, reinforced nylon arms, back shrouds and seat shrouds are available in a wide range of colors. See finish chart for matching color components.
- Tubular steel frame is available in 20 paint finishes and 4 metallic finishes (upcharge applies).
- Frame design features a wall saver leg to prevent contact with walls.
- Active weight capacity is 300 lbs. for four-leg seating with casters, 400 lbs. for seating on glides and 600 lbs. for 30" wide bariatric and parent/child models.
- Plastic seat shrouds are standard on all models.
- Upholstered seats have no seams for ease of cleaning.
- Four-leg chairs with glides are stackable, see matrix. Stacking of caster models is not recommended due to damage to plastic and upholstery.
- Armless counter and bar height stools are stackable on the floor only. See chart for details.
- Four-leg and stool models are available with a variety of glide types. Glides must be chosen to best suit flooring type and site conditions. For more information, refer to glide selection chart.
- Tables used with Willow armchairs require 28" clearance under the surface top; counter height stools require 34.25" clearance; bar height stools require 40.25" clearance.
- Sled base models have nylon colored glides, non-marking natural glides for use on most floor surfaces, or no glides for use on carpeted floors.
- For healthcare textiles, visit the website at globalfurnituregroup.com.
- Check textile availability prior to specifying upholstery material.
- The series is available to specify with two textiles on upholstered seat and back models. For pricing, start with the base price and add applicable graded textile upcharges for the back and the seat.
- The blended textile matrix does not apply to this series.
- The series is designed for use across a range of facilities and is covered under Global's limited lifetime warranty for single-shift use. Specify from approved textiles.
- Shipped fully assembled.

OPTIONAL FEATURES

- Additional weight (**CW**) of 24 lbs. is available. Weighted four-leg chairs are not stackable.
- Power/USB units are available, ordered separately, for use with in-line, corner and end tables. See model for details.
- Tables are pre-drilled for field installation of undermount power. Clamp mount units are available. Order power units separately for field installation.
- Moisture barrier may be specified on seats.
- Sled base models offer a floor mount (**FM**) option. See upcharges. Mounting hardware not included.





Add option codes in the following order:





- Model number**
Enter model number.
- Back, Seat and Seat Shroud Finish** (plastic back and seat models)
Plastic finishes:


| | |
|--------------------------|------------------------|
| (BZB) Buzz Blue | (KAL) Kalua |
| (CCT) Cactus | (LAB) Latte |
| (CRO) Carrot | (J52) Mocha |
| (IVC) Cloud | (BLK) Night |
| (DJN) Dijon | (SND) Sand |
| (EGP) Eggplant | (SAR) Scarlet |
| (FRO) Fog | (SHW) Shadow |
| (FRO) Frost | (TOA) Toast |
| (INK) Ink | |
- Back Finish** (plastic back and upholstered seat models)
See Plastic finishes.
- Back Textile** (for upholstered back models)
Specify back textile.
- Seat Textile** (for upholstered seat models)
(**NS**) Seamless seat
Specify seat textile.
- Arm Style** (for chairs with arms)
(**WFA**) Waterfall arm
(**GAA**) Grip assist arm. Add \$33.
- Arm and Back Shroud Finish**
See Plastic finishes.
- Seat and Seat Shroud Finish** (for upholstered back and plastic seat models).
See Plastic finishes.
- Leg Type** (for sled base models)
(**NF**) No floor mount
(**FM**) Floor mounted. Add \$12.
- Frame finish**
Paint finishes:
Black (**TBL**), Buzz Blue (**TBZ**), Cactus (**TCC**), Carrot (**TCR**), Cloud (**TIV**), Designer White (**TDW**), Dijon (**TDJ**), Eggplant (**TEG**), Fog (**TFO**), Frost (**TFR**), Ink (**TIN**), Kalua (**TKA**), Latte (**TLA**), Mocha (**TMO**), Nevada (**TNE**), Sand (**TSN**), Scarlet (**TSR**), Shadow (**TSH**), Toast (**TOA**) and Tungsten (**TTU**).
Plated finishes - see chart for upcharges:
(**CHM**) Chrome (**SBR**) Satin Brass
(**BCH**) Brushed Chrome (**ACO**) Antique Copper
- Glide type** (four leg glides)
(**ST**) Nylon, colored glide for most surfaces
(**NM**) White, non-marking Nylon glide for most surfaces
(**SG**) Steel cushion glide for carpeted surfaces. Add \$34.
(**FG**) Felt glide for most hard floor surfaces. Add \$34.
(**RG**) Rubber, non-slip glide for most hard floor surfaces. Add \$34.
- Glide type** (sled bases)
(**ST**) Nylon, colored glide for most surfaces
(**NM**) White, non-marking Nylon glide for most surfaces
(**XG**) No glide for carpeted surfaces
- Glide Finish** (ST glides)
(**BLK**) Black
(**SND**) Sand
- Caster Type** (caster models)
(**DC**) 2" caster for carpeted surface
(**RC**) 2" caster for most hard floor surfaces. Add \$50.
- Back Seams**
(**NS**) No sealed back seams
(**SBS**) Sealed back seams
- Moisture Barrier** (on seat)
(**NB**) No moisture barrier.
(**MB**) Moisture barrier. Add \$101. For bariatric, add \$152.
- Additional Weight**
(**NC**) No counterweight.
(**CW**) Counterweight. Add \$3737.


| DESCRIPTION | FEATURES | | MODEL# | STANDARD TEXTILE GRADES | | | | |
|------------------------------------|-------------------------------------------------------------------|-----------------|---------------------------------------------------------|-------------------------|----------------------------------------------------|-----------------|-----------------------------------------------------------|-----------------|
| | GLIDES | | | | | | | |
| | Standard colored (ST) + non-marking (NM) glides - standard height | | Steel cushion (SG) glides - 0.313" higher than standard | | Felt pad (FG) glides - 0.375" higher than standard | | Rubber non-slip (RG) glides - 0.563" higher than standard | |
| | SEAT HEIGHT (in) | ARM HEIGHT (in) | SEAT HEIGHT (in) | ARM HEIGHT (in) | SEAT HEIGHT (in) | ARM HEIGHT (in) | SEAT HEIGHT (in) | ARM HEIGHT (in) |
| ARMCHAIRS | | | | | | | | |
| Plastic seat, standard arms | 17 | 26.75 | 17.31 | 27.06 | 17.38 | 27.13 | 17.56 | 27.31 |
| Plastic seat, grip assist arms | 17 | 27 | 17.31 | 27.31 | 17.38 | 27.38 | 17.56 | 27.56 |
| Upholstered seat, standard arms | 18.25 | 26.75 | 18.56 | 27.06 | 18.63 | 27.13 | 18.81 | 27.31 |
| Upholstered seat, grip assist arms | 18.25 | 27 | 18.56 | 27.31 | 18.63 | 27.38 | 18.81 | 27.56 |
| COUNTER STOOLS WITH ARMS | | | | | | | | |
| Plastic seat, standard arms | 23.25 | 33 | 23.56 | 33.31 | 23.63 | 33.38 | 23.81 | 33.56 |
| Plastic seat, grip assist arms | 23.25 | 33.25 | 23.56 | 33.56 | 23.63 | 33.63 | 23.81 | 33.81 |
| Upholstered seat, standard arms | 24.25 | 33 | 24.56 | 33.31 | 24.63 | 33.38 | 24.81 | 33.56 |
| Upholstered seat, grip assist arms | 24.25 | 33.25 | 24.56 | 33.56 | 24.63 | 33.63 | 24.81 | 33.81 |
| BAR STOOLS WITH ARMS | | | | | | | | |
| Plastic seat, standard arms | 29.25 | 39 | 29.56 | 39.31 | 29.63 | 39.38 | 29.81 | 39.56 |
| Plastic seat, grip assist arms | 29.25 | 39.25 | 29.56 | 39.56 | 29.63 | 39.63 | 29.81 | 39.81 |
| Upholstered seat, standard arms | 30.25 | 39 | 30.56 | 39.31 | 30.63 | 39.38 | 30.81 | 39.56 |
| Upholstered seat, grip assist arms | 30.25 | 39.25 | 30.56 | 39.56 | 30.63 | 39.63 | 30.81 | 39.81 |


| PLATED FRAME FINISH UPCHARGES | | | | |
|------------------------------------|--------------|----------------------|----------------------|-------------------|
| | Chrome (CHM) | Brushed Chrome (BCH) | Antique Copper (ACO) | Satin Brass (SBR) |
| FOUR LEG BASE | | | | |
| Standard, arm and armless | \$39 | \$139 | \$206 | \$206 |
| Bariatric | \$67 | \$217 | \$317 | \$317 |
| Hip chairs, standard and bariatric | \$67 | \$217 | \$317 | \$317 |
| Counter stools, arm and armless | \$71 | \$231 | \$338 | \$338 |
| Bar stools, arm and armless | \$71 | \$231 | \$338 | \$338 |
| SLED BASE | | | | |
| Standard, arm and armless | \$50 | \$170 | \$250 | \$250 |
| Bariatric | \$67 | \$217 | \$317 | \$317 |


| DESCRIPTION | FEATURES | MODEL# | STANDARD TEXTILE GRADES | | | | | | | | | | | |
|-------------------------------------------------------------------------------------------------------------------------------------------------------------------------------------------------------------------------|-------------------------------|-------------------------------------------------------------|---------------------------|----------|----------|------------------------|----------|----------|------------------------|----------|---------|---------|---------|--|
|  | | List Price | | | | | | | | | | | | |
| | W5APPG with glides | \$533 | | | | | | | | | | | | |
| | W5APPC with casters | \$670 | | | | | | | | | | | | |
| | | | OVERALL DIMENSIONS | | | SEAT DIMENSIONS | | | BACK DIMENSIONS | | | | | |
| | | | W | D | H | W | D | H | W | H | | | | |
| <p>Armchair, Polypropylene Seat and Back COM Yardage: n/a Freight Class: 250 Product Weight (lbs.): 20.88 Cubic Feet Per Carton: 5.56</p> | | | 24.25 | 23.5 | 32 | 17.75 | 17.5 | 17 | 16 | 16 | | | | |
| <p>Active weight with casters 300 lbs.; does not stack. Active weight with glides 400 lbs.; stacks 6 high on floor. 2 per carton (pricing and specifications are for one seat unit)</p> | | | | | | | | | | | | | | |
|  | | 1/COM | 2 | 3 | 4 | 5 | 6 | 7 | 8 | 9 | 10 | 11 | 12 | |
| | W5AUPG with glides | \$627 | \$643 | \$656 | \$674 | \$700 | \$711 | \$734 | \$769 | \$796 | \$825 | \$885 | \$949 | |
| | W5AUPC with casters | \$739 | \$755 | \$768 | \$786 | \$812 | \$823 | \$846 | \$881 | \$908 | \$937 | \$997 | \$1061 | |
| | | | OVERALL DIMENSIONS | | | SEAT DIMENSIONS | | | BACK DIMENSIONS | | | | | |
| | | | W | D | H | W | D | H | W | H | | | | |
| <p>Armchair, Upholstered Back and Polypropylene Seat COM Yardage: 0.5 Freight Class: 250 Product Weight (lbs.): 21.88 Cubic Feet Per Carton: 5.56</p> | | | 24.25 | 21.75 | 32.25 | 17.75 | 16.75 | 17 | 16.5 | 16 | | | | |
| <p>Active weight with casters 300 lbs.; does not stack. Active weight with glides 400 lbs.; stacks 4 high on floor. Add \$15 for (SBS) 2 per carton (pricing and specifications are for one seat unit)</p> | | | | | | | | | | | | | | |
|  | | 1/COM | 2 | 3 | 4 | 5 | 6 | 7 | 8 | 9 | 10 | 11 | 12 | |
| | W5APUG with glides | \$627 | \$651 | \$670 | \$698 | \$737 | \$753 | \$787 | \$840 | \$880 | \$924 | \$1014 | \$1110 | |
| | W5APUC with casters | \$739 | \$763 | \$782 | \$810 | \$849 | \$865 | \$899 | \$952 | \$992 | \$1036 | \$1126 | \$1222 | |
| | | | OVERALL DIMENSIONS | | | SEAT DIMENSIONS | | | BACK DIMENSIONS | | | | | |
| | | | W | D | H | W | D | H | W | H | | | | |
| <p>Armchair, Polypropylene Back and Upholstered Seat COM Yardage: 0.75 Freight Class: 250 Product Weight (lbs.): 21.38 Cubic Feet Per Carton: 5.56</p> | | | 24.25 | 23.5 | 32 | 18.25 | 17.75 | 18.25 | 16 | 15.25 | | | | |
| <p>Active weight with casters 300 lbs.; does not stack. Active weight with glides 400 lbs.; stacks 4 high on floor. 2 per carton (pricing and specifications are for one seat unit)</p> | | | | | | | | | | | | | | |
|  | | 1/COM | 2 | 3 | 4 | 5 | 6 | 7 | 8 | 9 | 10 | 11 | 12 | |
| | W5AUUG with glides | Base Price: \$659 Seat upcharge: +0 Back upcharge: +0 | + \$24 | + \$43 | + \$71 | + \$110 | + \$126 | + \$160 | + \$213 | + \$253 | + \$297 | + \$387 | + \$483 | |
| | W5AUUC with casters | Base Price: \$802 Seat upcharge: +0 Back upcharge: +0 | + \$16 | + \$29 | + \$47 | + \$73 | + \$84 | + \$107 | + \$142 | + \$169 | + \$198 | + \$258 | + \$322 | |
| | | | OVERALL DIMENSIONS | | | SEAT DIMENSIONS | | | BACK DIMENSIONS | | | | | |
| | | | W | D | H | W | D | H | W | H | | | | |
| <p>Armchair, Upholstered Seat and Back COM Yardage: Back: 0.5; Seat: 0.75 Freight Class: 250 Product Weight (lbs.): 21.88 Cubic Feet Per Carton: 5.56</p> | | | 24.25 | 22 | 32.25 | 18.25 | 17 | 18.25 | 16.5 | 15.25 | | | | |
| <p>Active weight with casters 300 lbs.; does not stack. Active weight with glides 400 lbs.; stacks 4 high on floor. Add \$15 for (SBS). 2 per carton (pricing and specifications are for one seat unit)</p> | | | | | | | | | | | | | | |


| DESCRIPTION | FEATURES | MODEL# | STANDARD TEXTILE GRADES | | | | | | | | | | | |
|------------------------------------------------------------------------------------------------------------------------------------------------------------------------------------------------------------------------------------------------------------------------|---------------------------------------------------------------------------------------------------------------------------------------------------------------------------------------------------------------|-------------------------------------------------------------|-------------------------|--------------------|-------|-------|-----------------|--------|--------|-----------------|--------|--------|--------|--------|
|  <p>Armless Chair, Polypropylene Seat and Back COM Yardage: n/a Freight Class: 250 Product Weight (lbs.): 18 Cubic Feet Per Carton: 4.63</p> | | List Price | | | | | | | | | | | | |
| | W5NPPG with glides | \$486 | | | | | | | | | | | | |
| | W5NPPC with casters | \$621 | | | | | | | | | | | | |
| | | | | OVERALL DIMENSIONS | | | SEAT DIMENSIONS | | | BACK DIMENSIONS | | | | |
| | | | W | D | H | W | D | H | W | H | | | | |
| | | | 20.75 | 23.5 | 32 | 17.75 | 17.5 | 17 | 16 | 16 | | | | |
| | Active weight with casters 300 lbs.; does not stack. Active weight with glides 400 lbs.; stacks 6 high on floor. 2 per carton (pricing and specifications are for one seat unit) | | | | | | | | | | | | | |
|  <p>Armless Chair, Upholstered Back and Polypropylene Seat COM Yardage: 0.5 Freight Class: 250 Product Weight (lbs.): 18.5 Cubic Feet Per Carton: 4.63</p> | | 1/COM | 2 | 3 | 4 | 5 | 6 | 7 | 8 | 9 | 10 | 11 | 12 | |
| | W5NUPG with glides | \$578 | \$594 | \$607 | \$625 | \$651 | \$662 | \$685 | \$720 | \$747 | \$776 | \$836 | \$900 | |
| | W5NUPC with casters | \$689 | \$705 | \$718 | \$736 | \$762 | \$773 | \$796 | \$831 | \$858 | \$887 | \$947 | \$1011 | |
| | | | | OVERALL DIMENSIONS | | | SEAT DIMENSIONS | | | BACK DIMENSIONS | | | | |
| | | | W | D | H | W | D | H | W | H | | | | |
| | | | 20.75 | 23.5 | 32.25 | 17.75 | 16.75 | 17 | 16.5 | 16 | | | | |
| | Active weight with casters 300 lbs.; does not stack. Active weight with glides 400 lbs.; stacks 4 high on floor. Add \$15 for (SBS) 2 per carton (pricing and specifications are for one seat unit) | | | | | | | | | | | | | |
|  <p>Armless Chair, Polypropylene Back and Upholstered Seat COM Yardage: 0.75 Freight Class: 250 Product Weight (lbs.): 18.5 Cubic Feet Per Carton: 4.63</p> | | 1/COM | 2 | 3 | 4 | 5 | 6 | 7 | 8 | 9 | 10 | 11 | 12 | |
| | W5NPUG with glides | \$578 | \$602 | \$621 | \$649 | \$688 | \$704 | \$738 | \$791 | \$831 | \$875 | \$965 | \$1061 | |
| | W5NPUC with casters | \$689 | \$713 | \$732 | \$760 | \$799 | \$815 | \$849 | \$902 | \$942 | \$986 | \$1076 | \$1172 | |
| | | | | OVERALL DIMENSIONS | | | SEAT DIMENSIONS | | | BACK DIMENSIONS | | | | |
| | | | W | D | H | W | D | H | W | H | | | | |
| | | | 20.75 | 23.5 | 32 | 18.25 | 17.75 | 18.25 | 16 | 15.25 | | | | |
| | Active weight with casters 300 lbs.; does not stack. Active weight with glides 400 lbs.; stacks 4 high on floor. 2 per carton (pricing and specifications are for one seat unit) | | | | | | | | | | | | | |
|  <p>Armless Chair, Upholstered Seat and Back COM Yardage: Back: 0.5; Seat: 0.75 Freight Class: 150 Product Weight (lbs.): 19 Cubic Feet Per Carton: 4.63</p> | | 1/COM | 2 | 3 | 4 | 5 | 6 | 7 | 8 | 9 | 10 | 11 | 12 | |
| | W5NUUG with glides | Base Price: \$612 Seat upcharge: +0 Back upcharge: +0 | +0 | +\$24 | +\$43 | +\$71 | +\$110 | +\$126 | +\$160 | +\$213 | +\$253 | +\$297 | +\$387 | +\$483 |
| | W5NUUC with casters | Base Price: \$752 Seat upcharge: +0 Back upcharge: +0 | +0 | +\$16 | +\$29 | +\$47 | +\$73 | +\$84 | +\$107 | +\$142 | +\$169 | +\$198 | +\$258 | +\$322 |
| | | | | OVERALL DIMENSIONS | | | SEAT DIMENSIONS | | | BACK DIMENSIONS | | | | |
| | | | W | D | H | W | D | H | W | H | | | | |
| | | | 20.75 | 23.5 | 32.25 | 18.25 | 17 | 18.25 | 16.5 | 15.25 | | | | |
| | Active weight with casters 300 lbs.; does not stack. Active weight with glides 400 lbs.; stacks 4 high on floor. Add \$15 for (SBS). 2 per carton (pricing and specifications are for one seat unit) | | | | | | | | | | | | | |


| DESCRIPTION | FEATURES | MODEL# | | | | | | | | | | | |
|-------------------------------------------------------------------------------------------------------------------------------------------------------------------------------------------------------------------------------------------------------------------------|------------------------------------|-------------|---------------------------------|-------|-------|-------------------------------|--------|--------|--------|--------|--------|--------|--------|
| | | 1/COM | 2 | 3 | 4 | 5 | 6 | 7 | 8 | 9 | 10 | 11 | 12 |
|  <p>Bariatric Armchair, Upholstered Seat and Back COM Yardage: Back: 0.75; Seat: 1 Freight Class: 250 Product Weight (lbs.): 41 Cubic Feet Per Carton: 20.5</p> | W530AUU | Base Price: | \$1034 | | | | | | | | | | |
| | Seat upcharge: | +0 | +\$32 | +\$57 | +\$94 | +\$146 | +\$168 | +\$213 | +\$284 | +\$337 | +\$395 | +\$516 | +\$643 |
| | Back upcharge: | +0 | +\$24 | +\$43 | +\$71 | +\$110 | +\$126 | +\$160 | +\$213 | +\$253 | +\$297 | +\$387 | +\$483 |
| | OVERALL DIMENSIONS W D H | | SEAT DIMENSIONS W D H | | | BACK DIMENSIONS W H | | | | | | | |
| <p>Active weight 600 lbs. Stacks 4 high on floor. Caster model not available. Add \$23 for (SBS). One per carton (pricing and specifications are for one seat unit)</p> | | 35.25 | 23.5 | 32.25 | 29 | 17 | 18.25 | 26.75 | 15.25 | | | | |


| DESCRIPTION | FEATURES | MODEL# | | | | | | | | | | | |
|---------------------------------------------------------------------------------------------------------------------------------------------------------------------------------------------------------------------------------------------------------------------------------|------------------------------------|-------------|---------------------------------|-------|-------|-------------------------------|--------|--------|--------|--------|--------|--------|--------|
| | | 1/COM | 2 | 3 | 4 | 5 | 6 | 7 | 8 | 9 | 10 | 11 | 12 |
|  <p>Bariatric Armless Chair, Upholstered Seat and Back COM Yardage: Back: 0.75; Seat: 1 Freight Class: 250 Product Weight (lbs.): 37.5 Cubic Feet Per Carton: 16.75</p> | W530NUU | Base Price: | \$985 | | | | | | | | | | |
| | Seat upcharge: | +0 | +\$32 | +\$57 | +\$94 | +\$146 | +\$168 | +\$213 | +\$284 | +\$337 | +\$395 | +\$516 | +\$643 |
| | Back upcharge: | +0 | +\$24 | +\$43 | +\$71 | +\$110 | +\$126 | +\$160 | +\$213 | +\$253 | +\$297 | +\$387 | +\$483 |
| | OVERALL DIMENSIONS W D H | | SEAT DIMENSIONS W D H | | | BACK DIMENSIONS W H | | | | | | | |
| <p>Active weight 600 lbs. Stacks 4 high on floor. Caster model not available. Add \$23 for (SBS). One per carton (pricing and specifications are for one seat unit)</p> | | 31.75 | 23.5 | 32.25 | 29 | 17 | 0 | 26.75 | 15.25 | | | | |


| DESCRIPTION | FEATURES | List Price | | | | | | | | | | | |
|----------------------------------------------------------------------------------------------------------------------------------------------------------------------------------------------------------------------------------------------------------------|---------------------------------------------------|------------|---------------------------------|-------|----|-------------------------------|-------|-------|----|----|----|----|----|
| | | 1/COM | 2 | 3 | 4 | 5 | 6 | 7 | 8 | 9 | 10 | 11 | 12 |
|  <p>Armchair, Sled Base, Polypropylene Seat and Back COM Yardage: n/a Freight Class: 250 Product Weight (lbs.): 29.5 Cubic Feet Per Carton: 13.25</p> | W6APP | \$684 | | | | | | | | | | | |
| | OVERALL DIMENSIONS W D H | | SEAT DIMENSIONS W D H | | | BACK DIMENSIONS W H | | | | | | | |
| | <p>Active weight 400 lbs. Does not stack.</p> | | 24.25 | 23.75 | 32 | 17.75 | 17.75 | 17.75 | 16 | 16 | | | |


| DESCRIPTION | FEATURES | MODEL# | | | | | | | | | | | |
|---------------------------------------------------------------------------------------------------------------------------------------------------------------------------------------------------------------------------------------------------------------------------|---------------------------------------------------------------------------|--------|---------------------------------|-------|-------|-------------------------------|-------|-------|-------|-------|-------|--------|--------|
| | | 1/COM | 2 | 3 | 4 | 5 | 6 | 7 | 8 | 9 | 10 | 11 | 12 |
|  <p>Armchair, Sled Base, Upholstered Back and Polypropylene Seat COM Yardage: 0.5 Freight Class: 250 Product Weight (lbs.): 30 Cubic Feet Per Carton: 13.25</p> | W6AUP | \$752 | \$768 | \$781 | \$799 | \$825 | \$836 | \$859 | \$894 | \$921 | \$950 | \$1010 | \$1074 |
| | OVERALL DIMENSIONS W D H | | SEAT DIMENSIONS W D H | | | BACK DIMENSIONS W H | | | | | | | |
| | <p>Active weight 400 lbs. Does not stack. Add \$15 for (SBS).</p> | | 24.25 | 23.75 | 32.25 | 17.75 | 17.75 | 17.75 | 16.5 | 16 | | | |


| DESCRIPTION | FEATURES | MODEL# | | | | | | | | | | | |
|----------------------------------------------------------------------------------------------------------------------------------------------------------------------------------------------------------------------------------------------------------------------------|---------------------------------------------------|--------|---------------------------------|-------|-------|-------------------------------|-------|-------|-------|--------|--------|--------|--------|
| | | 1/COM | 2 | 3 | 4 | 5 | 6 | 7 | 8 | 9 | 10 | 11 | 12 |
|  <p>Armchair, Sled Base, Polypropylene Back and Upholstered Seat COM Yardage: 0.75 Freight Class: 250 Product Weight (lbs.): 30 Cubic Feet Per Carton: 13.25</p> | W6APU | \$752 | \$776 | \$795 | \$823 | \$862 | \$878 | \$912 | \$965 | \$1005 | \$1049 | \$1139 | \$1235 |
| | OVERALL DIMENSIONS W D H | | SEAT DIMENSIONS W D H | | | BACK DIMENSIONS W H | | | | | | | |
| | <p>Active weight 400 lbs. Does not stack.</p> | | 24.25 | 23.75 | 32 | 18.25 | 17.75 | 18.25 | 16 | 15.25 | | | |


| DESCRIPTION | FEATURES | MODEL# | STANDARD TEXTILE GRADES | | | | | | | | | | | | | |
|----------------------------------------------------------------------------------------------------------------------------------------------------------------------------------|--------------|----------------|-------------------------------------------|--------------|--------------|------------------------|---------------|---------------|------------------------|---------------|---------------|---------------|---------------|---------------|--|--|
| | | | 1/COM | 2 | 3 | 4 | 5 | 6 | 7 | 8 | 9 | 10 | 11 | 12 | | |
|  | W6AUU | Base Price: | \$815 | | | | | | | | | | | | | |
| | | Seat upcharge: | +0 | +\$24 | +\$43 | +\$71 | +\$110 | +\$126 | +\$160 | +\$213 | +\$253 | +\$297 | +\$387 | +\$483 | | |
| | | Back upcharge: | +0 | +\$32 | +\$57 | +\$94 | +\$146 | +\$168 | +\$213 | +\$284 | +\$337 | +\$395 | +\$516 | +\$643 | | |
| | | | OVERALL DIMENSIONS | | | SEAT DIMENSIONS | | | BACK DIMENSIONS | | | | | | | |
| | | | W | D | H | W | D | H | W | H | | | | | | |
| Armchair, Sled Base, Upholstered Seat and Back COM Yardage: Back: 0.5; Seat: 0.75 Freight Class: 250 Product Weight (lbs.): 30.5 Cubic Feet Per Carton: 13.25 | | | 24.25 | 23.75 | 32.25 | 18.25 | 16.5 | 18.25 | 16.5 | 15.25 | | | | | | |
| | | | Active weight 400 lbs. Does not stack. | | | | | | | | | | | | | |
| | | | Add \$15 for (SBS). | | | | | | | | | | | | | |


| DESCRIPTION | FEATURES | MODEL# | STANDARD TEXTILE GRADES | | | | | | | | | | | | |
|-----------------------------------------------------------------------------------------------------------------------------------------------------------------------|--------------|--------|-------------------------------------------|----------|----------|------------------------|----------|----------|------------------------|----------|---|----|----|----|--|
| | | | 1/COM | 2 | 3 | 4 | 5 | 6 | 7 | 8 | 9 | 10 | 11 | 12 | |
|  | W6NPP | | List Price | | | | | | | | | | | | |
| | | | \$634 | | | | | | | | | | | | |
| | | | OVERALL DIMENSIONS | | | SEAT DIMENSIONS | | | BACK DIMENSIONS | | | | | | |
| | | | W | D | H | W | D | H | W | H | | | | | |
| Armless Chair, Sled Base, Polypropylene Seat and Back COM Yardage: n/a Freight Class: 250 Product Weight (lbs.): 26.5 Cubic Feet Per Carton: 11.75 | | | 20.75 | 23.5 | 32 | 17.75 | 17.75 | 17.75 | 16 | 16 | | | | | |
| | | | Active weight 400 lbs. Does not stack. | | | | | | | | | | | | |


| DESCRIPTION | FEATURES | MODEL# | STANDARD TEXTILE GRADES | | | | | | | | | | | |
|---------------------------------------------------------------------------------------------------------------------------------------------------------------------------------|--------------|--------|-----------------------------------------------------------------|---------------------------|----------|----------|------------------------|----------|----------|------------------------|-------|-------|-------|--------|
| | | | 1/COM | 2 | 3 | 4 | 5 | 6 | 7 | 8 | 9 | 10 | 11 | 12 |
|  | W6NUP | | \$703 | \$719 | \$732 | \$750 | \$776 | \$787 | \$810 | \$845 | \$872 | \$901 | \$961 | \$1025 |
| | | | | OVERALL DIMENSIONS | | | SEAT DIMENSIONS | | | BACK DIMENSIONS | | | | |
| | | | W | D | H | W | D | H | W | H | | | | |
| Armless Chair, Sled Base, Upholstered Back and Polypropylene Seat COM Yardage: n/a Freight Class: 250 Product Weight (lbs.): 27 Cubic Feet Per Carton: 11.75 | | | 20.75 | 23.5 | 32.25 | 17.75 | 17.75 | 17.75 | 16.5 | 16 | | | | |
| | | | Active weight 400 lbs. Does not stack. Add \$15 for (SBS) | | | | | | | | | | | |


| DESCRIPTION | FEATURES | MODEL# | STANDARD TEXTILE GRADES | | | | | | | | | | | |
|----------------------------------------------------------------------------------------------------------------------------------------------------------------------------------|--------------|--------|-------------------------------------------|----------|----------|------------------------|----------|----------|------------------------|----------|-------|--------|--------|--------|
| | | | 1/COM | 2 | 3 | 4 | 5 | 6 | 7 | 8 | 9 | 10 | 11 | 12 |
|  | W6NPU | | List Price | | | | | | | | | | | |
| | | | \$703 | \$727 | \$746 | \$774 | \$813 | \$829 | \$863 | \$916 | \$956 | \$1000 | \$1090 | \$1186 |
| | | | OVERALL DIMENSIONS | | | SEAT DIMENSIONS | | | BACK DIMENSIONS | | | | | |
| | | | W | D | H | W | D | H | W | H | | | | |
| Armless Chair, Sled Base, Polypropylene Back and Upholstered Seat COM Yardage: 0.75 Freight Class: 250 Product Weight (lbs.): 27 Cubic Feet Per Carton: 11.75 | | | 20.75 | 23.5 | 32 | 18.25 | 17.75 | 18.25 | 16 | 15.25 | | | | |
| | | | Active weight 400 lbs. Does not stack. | | | | | | | | | | | |


| DESCRIPTION | FEATURES | MODEL# | STANDARD TEXTILE GRADES | | | | | | | | | | | | | |
|---------------------------------------------------------------------------------------------------------------------------------------------------------------------------------------|--------------|----------------|------------------------------------------------------------------|--------------|--------------|------------------------|---------------|---------------|------------------------|---------------|---------------|---------------|---------------|---------------|--|--|
| | | | 1/COM | 2 | 3 | 4 | 5 | 6 | 7 | 8 | 9 | 10 | 11 | 12 | | |
|  | W6NUU | Base Price: | \$766 | | | | | | | | | | | | | |
| | | Seat upcharge: | +0 | +\$24 | +\$43 | +\$71 | +\$110 | +\$126 | +\$160 | +\$213 | +\$253 | +\$297 | +\$387 | +\$483 | | |
| | | Back upcharge: | +0 | +\$16 | +\$29 | +\$47 | +\$73 | +\$84 | +\$107 | +\$142 | +\$169 | +\$198 | +\$258 | +\$322 | | |
| | | | OVERALL DIMENSIONS | | | SEAT DIMENSIONS | | | BACK DIMENSIONS | | | | | | | |
| | | | W | D | H | W | D | H | W | H | | | | | | |
| Armless Chair, Sled Base, Upholstered Seat and Back COM Yardage: Back: 0.5; Seat: 0.75 Freight Class: 250 Product Weight (lbs.): 27.5 Cubic Feet Per Carton: 11.75 | | | 20.75 | 23.5 | 32.25 | 18.25 | 16.5 | 18.25 | 16.5 | 15.25 | | | | | | |
| | | | Active weight 400 lbs. Does not stack. Add \$15 for (SBS). | | | | | | | | | | | | | |


| DESCRIPTION | FEATURES | MODEL# | | | | | | | | | | | |
|---------------------------------------------------------------------------------------------------------------------------------------------------------------------------------------|----------------------------------------------------------------|------------------------------------------------------------------|-------|-------|-----------------|--------|--------|-----------------|--------|--------|--------|--------|--------|
| | | 1/COM | 2 | 3 | 4 | 5 | 6 | 7 | 8 | 9 | 10 | 11 | 12 |
|  | W630AUU Base Price: Seat upcharge: Back upcharge: | \$1159 | | | | | | | | | | | |
| | | +0 | +\$32 | +\$57 | +\$94 | +\$146 | +\$168 | +\$213 | +\$284 | +\$337 | +\$395 | +\$516 | +\$643 |
| | | +0 | +\$24 | +\$43 | +\$71 | +\$110 | +\$126 | +\$160 | +\$213 | +\$253 | +\$297 | +\$387 | +\$483 |
| | | OVERALL DIMENSIONS | | | SEAT DIMENSIONS | | | BACK DIMENSIONS | | | | | |
| | | W | D | H | W | D | H | W | H | | | | |
| Bariatric Armchair, Sled Base, Upholstered Seat and Back COM Yardage: Back: 0.75; Seat: 1 Freight Class: 250 Product Weight (lbs.): 45 Cubic Feet Per Carton: 20.5 | | 35.25 | 23.5 | 32.25 | 29 | 17 | 18.25 | 26.75 | 15.25 | | | | |
| | | Active weight 600 lbs. Does not stack. Add \$23 for (SBS). | | | | | | | | | | | |


| DESCRIPTION | FEATURES | MODEL# | | | | | | | | | | | |
|-----------------------------------------------------------------------------------------------------------------------------------------------------------------------------------------------|----------------------------------------------------------------|------------------------------------------------------------------|-------|-------|-----------------|--------|--------|-----------------|--------|--------|--------|--------|--------|
| | | 1/COM | 2 | 3 | 4 | 5 | 6 | 7 | 8 | 9 | 10 | 11 | 12 |
|  | W630NUU Base Price: Seat upcharge: Back upcharge: | \$1110 | | | | | | | | | | | |
| | | +0 | +\$32 | +\$57 | +\$94 | +\$146 | +\$168 | +\$213 | +\$284 | +\$337 | +\$395 | +\$516 | +\$643 |
| | | +0 | +\$24 | +\$43 | +\$71 | +\$110 | +\$126 | +\$160 | +\$213 | +\$253 | +\$297 | +\$387 | +\$483 |
| | | OVERALL DIMENSIONS | | | SEAT DIMENSIONS | | | BACK DIMENSIONS | | | | | |
| | | W | D | H | W | D | H | W | H | | | | |
| Bariatric Armless Chair, Sled Base, Upholstered Seat and Back COM Yardage: Back: 0.75; Seat: 1 Freight Class: 250 Product Weight (lbs.): 41.5 Cubic Feet Per Carton: 16.75 | | 31.75 | 23.5 | 32.25 | 29 | 17 | 18.25 | 26.75 | 15.25 | | | | |
| | | Active weight 600 lbs. Does not stack. Add \$23 for (SBS). | | | | | | | | | | | |


| DESCRIPTION | FEATURES | MODEL# | | | | | | | | | | | |
|-------------------------------------------------------------------------------------------------------------------------------------------------------------------|----------------|-------------------------------------------|------|-------|-----------------|-------|-------|-----------------|----|---|----|----|----|
| | | 1/COM | 2 | 3 | 4 | 5 | 6 | 7 | 8 | 9 | 10 | 11 | 12 |
|  | W5CSAPP | List Price | | | | | | | | | | | |
| | | \$748 | | | | | | | | | | | |
| | | OVERALL DIMENSIONS | | | SEAT DIMENSIONS | | | BACK DIMENSIONS | | | | | |
| | | W | D | H | W | D | H | W | H | | | | |
| Counter Stool with Arms, Polypropylene Seat and Back COM Yardage: n/a Freight Class: 250 Product Weight (lbs.): 32.5 Cubic Feet Per Carton: 15 | | 24.25 | 23.5 | 38.25 | 17.75 | 17.15 | 23.25 | 16 | 16 | | | | |
| | | Active weight 400 lbs. Does not stack. | | | | | | | | | | | |


| DESCRIPTION | FEATURES | MODEL# | | | | | | | | | | | |
|-----------------------------------------------------------------------------------------------------------------------------------------------------------------------------|----------------|------------------------------------------------------------------|-------|-------|-----------------|-------|-------|-----------------|-------|-------|--------|--------|--------|
| | | 1/COM | 2 | 3 | 4 | 5 | 6 | 7 | 8 | 9 | 10 | 11 | 12 |
|  | W5CSAUP | \$816 | \$832 | \$845 | \$863 | \$889 | \$900 | \$923 | \$958 | \$985 | \$1014 | \$1074 | \$1138 |
| | | | | | | | | | | | | | |
| | | OVERALL DIMENSIONS | | | SEAT DIMENSIONS | | | BACK DIMENSIONS | | | | | |
| | | W | D | H | W | D | H | W | H | | | | |
| Counter Stool with Arms, Upholstered Back and Polypropylene Seat COM Yardage: 0.5 Freight Class: 250 Product Weight (lbs.): 33 Cubic Feet Per Carton: 15 | | 24.25 | 23.5 | 38.25 | 17.75 | 16.5 | 23.25 | 16.5 | 16 | | | | |
| | | Active weight 400 lbs. Does not stack. Add \$15 for (SBS). | | | | | | | | | | | |


| DESCRIPTION | FEATURES | MODEL# | | | | | | | | | | | |
|------------------------------------------------------------------------------------------------------------------------------------------------------------------------------|----------------|-------------------------------------------|-------|-------|-----------------|-------|-------|-----------------|--------|--------|--------|--------|--------|
| | | 1/COM | 2 | 3 | 4 | 5 | 6 | 7 | 8 | 9 | 10 | 11 | 12 |
|  | W5CSAPU | \$816 | \$840 | \$859 | \$887 | \$926 | \$942 | \$976 | \$1029 | \$1069 | \$1113 | \$1203 | \$1299 |
| | | | | | | | | | | | | | |
| | | OVERALL DIMENSIONS | | | SEAT DIMENSIONS | | | BACK DIMENSIONS | | | | | |
| | | W | D | H | W | D | H | W | H | | | | |
| Counter Stool with Arms, Polypropylene Back and Upholstered Seat COM Yardage: 0.75 Freight Class: 250 Product Weight (lbs.): 33 Cubic Feet Per Carton: 15 | | 24.25 | 23.5 | 38.25 | 18.25 | 17.75 | 24.25 | 16 | 15.25 | | | | |
| | | Active weight 400 lbs. Does not stack. | | | | | | | | | | | |






| DESCRIPTION | FEATURES | MODEL# | | | | | | | | | | | | | | |
|-----------------------------------------------------------------------------------------------------------------------------------------------------------------------------------|----------------------------------------------------------------------|---------------------------|-----------|--------------|------------------------|--------------|---------------|------------------------|---------------|---------------|---------------|---------------|---------------|---------------|--|--|
| | | 1/COM | 2 | 3 | 4 | 5 | 6 | 7 | 8 | 9 | 10 | 11 | 12 | | | |
|  | W5CSAUU | Base Price: | \$880 | | | | | | | | | | | | | |
| | | Seat upcharge: | +0 | +\$24 | +\$43 | +\$71 | +\$110 | +\$126 | +\$160 | +\$213 | +\$253 | +\$297 | +\$387 | +\$483 | | |
| | | Back upcharge: | +0 | +\$16 | +\$29 | +\$47 | +\$73 | +\$84 | +\$107 | +\$142 | +\$169 | +\$198 | +\$258 | +\$322 | | |
| | | OVERALL DIMENSIONS | | | SEAT DIMENSIONS | | | BACK DIMENSIONS | | | | | | | | |
| | | W | D | H | W | D | H | W | H | | | | | | | |
| Counter Stool with Arms, Upholstered Seat and Back COM Yardage: Back: 0.5; Seat: 0.75 Freight Class: 250 Product Weight (lbs.): 33.5 Cubic Feet Per Carton: 15 | Active weight 400 lbs. Does not stack. Add \$15 for (SBS). | 24.25 | 23.5 | 38.25 | 18.25 | 17 | 24.25 | 16.5 | 15.25 | | | | | | | |


| DESCRIPTION | FEATURES | MODEL# | | | | | | | | | | | |
|--------------------------------------------------------------------------------------------------------------------------------------------------------------------|---------------------------------------------------|---------------------------|----------|----------|------------------------|----------|----------|------------------------|----------|---|----|----|----|
| | | 1/COM | 2 | 3 | 4 | 5 | 6 | 7 | 8 | 9 | 10 | 11 | 12 |
|  | W5CSNPP | List Price | | | | | | | | | | | |
| | | \$698 | | | | | | | | | | | |
| | | OVERALL DIMENSIONS | | | SEAT DIMENSIONS | | | BACK DIMENSIONS | | | | | |
| | | W | D | H | W | D | H | W | H | | | | |
| Armless Counter Stool, Polypropylene Seat and Back COM Yardage: n/a Freight Class: 250 Product Weight (lbs.): 29.5 Cubic Feet Per Carton: 13.75 | Active weight 400 lbs. Stacks 4 high on floor. | 21.75 | 23.5 | 38.25 | 17.75 | 17.15 | 23.25 | 16 | 16 | | | | |


| DESCRIPTION | FEATURES | MODEL# | | | | | | | | | | | |
|------------------------------------------------------------------------------------------------------------------------------------------------------------------------------|--------------------------------------------------------------------------|----------|---------------------------|----------|----------|------------------------|----------|----------|------------------------|-------|-------|--------|--------|
| | | 1/COM | 2 | 3 | 4 | 5 | 6 | 7 | 8 | 9 | 10 | 11 | 12 |
|  | W5CSNUP | \$767 | \$783 | \$796 | \$814 | \$840 | \$851 | \$874 | \$909 | \$936 | \$965 | \$1025 | \$1089 |
| | | | OVERALL DIMENSIONS | | | SEAT DIMENSIONS | | | BACK DIMENSIONS | | | | |
| | | W | D | H | W | D | H | W | H | | | | |
| Armless Counter Stool, Upholstered Back and Polypropylene Seat COM Yardage: 0.5 Freight Class: 250 Product Weight (lbs.): 30 Cubic Feet Per Carton: 13.75 | Active weight 400 lbs. Stacks 4 high on floor. Add \$15 for (SBS). | 21.75 | 23.5 | 38.25 | 17.75 | 16.5 | 23.25 | 16.5 | 16 | | | | |


| DESCRIPTION | FEATURES | MODEL# | | | | | | | | | | | |
|-------------------------------------------------------------------------------------------------------------------------------------------------------------------------------|---------------------------------------------------|----------|---------------------------|----------|----------|------------------------|----------|----------|------------------------|--------|--------|--------|--------|
| | | 1/COM | 2 | 3 | 4 | 5 | 6 | 7 | 8 | 9 | 10 | 11 | 12 |
|  | W5CSNPU | \$767 | \$791 | \$810 | \$838 | \$877 | \$893 | \$927 | \$980 | \$1020 | \$1064 | \$1154 | \$1250 |
| | | | OVERALL DIMENSIONS | | | SEAT DIMENSIONS | | | BACK DIMENSIONS | | | | |
| | | W | D | H | W | D | H | W | H | | | | |
| Armless Counter Stool, Polypropylene Back and Upholstered Seat COM Yardage: 0.75 Freight Class: 250 Product Weight (lbs.): 30 Cubic Feet Per Carton: 13.75 | Active weight 400 lbs. Stacks 4 high on floor. | 21.75 | 23.5 | 38.25 | 18.25 | 17.75 | 24.25 | 16 | 15.25 | | | | |


| DESCRIPTION | FEATURES | MODEL# | | | | | | | | | | | | | | |
|------------------------------------------------------------------------------------------------------------------------------------------------------------------------------------|------------------------------------------------------------------------------|---------------------------|-----------|--------------|------------------------|--------------|---------------|------------------------|---------------|---------------|---------------|---------------|---------------|---------------|--|--|
| | | 1/COM | 2 | 3 | 4 | 5 | 6 | 7 | 8 | 9 | 10 | 11 | 12 | | | |
|  | W5CSNUU | Base Price: | \$830 | | | | | | | | | | | | | |
| | | Seat upcharge: | +0 | +\$24 | +\$43 | +\$71 | +\$110 | +\$126 | +\$160 | +\$213 | +\$253 | +\$297 | +\$387 | +\$483 | | |
| | | Back upcharge: | +0 | +\$16 | +\$29 | +\$47 | +\$73 | +\$84 | +\$107 | +\$142 | +\$169 | +\$198 | +\$258 | +\$322 | | |
| | | OVERALL DIMENSIONS | | | SEAT DIMENSIONS | | | BACK DIMENSIONS | | | | | | | | |
| | | W | D | H | W | D | H | W | H | | | | | | | |
| Armless Counter Stool, Upholstered Seat and Back COM Yardage: Back: 0.5; Seat: 0.75 Freight Class: 250 Product Weight (lbs.): 30.5 Cubic Feet Per Carton: 13.75 | Active weight 400 lbs. Stacks 4 high on floor. Add \$15 for (SBS). | 21.75 | 23.5 | 38.25 | 18.25 | 17 | 24.25 | 16.5 | 15.25 | | | | | | | |


| DESCRIPTION | FEATURES | MODEL# | STANDARD TEXTILE GRADES | | | | | | | | | | | |
|------------------------------------------------------------------------------------------------------------------------------------------------------------------------------------------------------------------------------------------------------------------------------------------------------------------------------------------------------------------|---------------------------------------------------------------------------------------------------------|-----------------------------------------------------------------------------------------------------------------------------------------------------------------------|--------------------------------------------|--|--------------------------------------------|------------------------------------------|--|------------------------------------------|--|--|--|--|--|--|
|  <p>Bar Stool with Arms, Polypropylene Seat and Back COM Yardage: n/a Freight Class: 250 Product Weight (lbs.): 34.5 Cubic Feet Per Carton: 17</p> | <p>W5BSAPP</p> <p>Active weight 400 lbs. Stacks 4 high on floor.</p> | List Price | | | | | | | | | | | | |
| | | \$759 | | | | | | | | | | | | |
| | | <p>OVERALL DIMENSIONS</p> <p>W D H</p> | | | <p>SEAT DIMENSIONS</p> <p>W D H</p> | | | <p>BACK DIMENSIONS</p> <p>W H</p> | | | | | | |
| 24.25 23.5 44 | | | 17.75 17.5 29.25 | | | 16 16 | | | | | | | | |
|  <p>Bar Stool with Arms, Upholstered Back and Polypropylene Seat COM Yardage: 0.5 Freight Class: 250 Product Weight (lbs.): 35 Cubic Feet Per Carton: 17</p> | <p>W5BSAUP</p> <p>Active weight 400 lbs. Stacks 4 high on floor. Add \$15 for (SBS).</p> | 1/COM 2 3 4 5 6 7 8 9 10 11 12 | | | | | | | | | | | | |
| | | \$828 \$844 \$857 \$875 \$901 \$912 \$935 \$970 \$997 \$1026 \$1086 \$1150 | | | | | | | | | | | | |
| | | <p>OVERALL DIMENSIONS</p> <p>W D H</p> | | | <p>SEAT DIMENSIONS</p> <p>W D H</p> | | | <p>BACK DIMENSIONS</p> <p>W H</p> | | | | | | |
| 24.25 23.5 44.5 | | | 17.75 16.5 29.25 | | | 16.5 16 | | | | | | | | |
|  <p>Bar Stool with Arms, Polypropylene Back and Upholstered Seat COM Yardage: 0.75 Freight Class: 250 Product Weight (lbs.): 35 Cubic Feet Per Carton: 17</p> | <p>W5BSAPU</p> <p>Active weight 400 lbs. Stacks 4 high on floor.</p> | 1/COM 2 3 4 5 6 7 8 9 10 11 12 | | | | | | | | | | | | |
| | | \$828 \$852 \$871 \$899 \$938 \$954 \$988 \$1041 \$1081 \$1125 \$1215 \$1311 | | | | | | | | | | | | |
| | | <p>OVERALL DIMENSIONS</p> <p>W D H</p> | | | <p>SEAT DIMENSIONS</p> <p>W D H</p> | | | <p>BACK DIMENSIONS</p> <p>W H</p> | | | | | | |
| 24.25 23.5 44 | | | 18.25 17.5 30.25 | | | 16 15.25 | | | | | | | | |
|  <p>Bar Stool with Arms, Upholstered Seat and Back COM Yardage: Back: 0.5; Seat: 0.75 Freight Class: 250 Product Weight (lbs.): 35.5 Cubic Feet Per Carton: 17</p> | <p>W5BSAUP</p> <p>Base Price: Seat upcharge: Back upcharge:</p> | 1/COM 2 3 4 5 6 7 8 9 10 11 12 | | | | | | | | | | | | |
| | | \$891 | | | | | | | | | | | | |
| | | <p>+0 +\$24 +\$43 +\$71 +\$110 +\$126 +\$160 +\$213 +\$253 +\$297 +\$387 +\$483</p> <p>+0 +\$16 +\$29 +\$47 +\$73 +\$84 +\$107 +\$142 +\$169 +\$198 +\$258 +\$322</p> | | | | | | | | | | | | |
| <p>OVERALL DIMENSIONS</p> <p>W D H</p> | | | <p>SEAT DIMENSIONS</p> <p>W D H</p> | | | <p>BACK DIMENSIONS</p> <p>W H</p> | | | | | | | | |
| 24.25 23.5 44.5 | | | 18.25 16.75 30.25 | | | 16.5 15.25 | | | | | | | | |
|  <p>Armless Bar Stool, Polypropylene Seat and Back COM Yardage: n/a Freight Class: 250 Product Weight (lbs.): 31.5 Cubic Feet Per Carton: 15.75</p> | <p>W5BSNPP</p> <p>Active weight 400 lbs. Stacks 4 high on floor.</p> | List Price | | | | | | | | | | | | |
| | | \$710 | | | | | | | | | | | | |
| | | <p>OVERALL DIMENSIONS</p> <p>W D H</p> | | | <p>SEAT DIMENSIONS</p> <p>W D H</p> | | | <p>BACK DIMENSIONS</p> <p>W H</p> | | | | | | |
| 20.75 23.5 44 | | | 17.75 17.5 29.25 | | | 16 16 | | | | | | | | |






| DESCRIPTION | FEATURES | MODEL# | | | | | | | | | | | |
|--------------------------------------------------------------------------------------------------------------------------------------------------------------------------|----------------|--------------------------------------------------------------------------|----------|----------|------------------------|----------|----------|------------------------|----------|-------|-------|--------|--------|
| | | 1/COM | 2 | 3 | 4 | 5 | 6 | 7 | 8 | 9 | 10 | 11 | 12 |
|  | W5BSNUP | \$779 | \$795 | \$808 | \$826 | \$852 | \$863 | \$886 | \$921 | \$948 | \$977 | \$1037 | \$1101 |
| | | OVERALL DIMENSIONS | | | SEAT DIMENSIONS | | | BACK DIMENSIONS | | | | | |
| | | W | D | H | W | D | H | W | H | | | | |
| | | 20.75 | 23.5 | 44.5 | 17.75 | 16.5 | 29.25 | 16.5 | 16 | | | | |
| Armless Bar Stool, Upholstered Back and Polypropylene Seat COM Yardage: 0.5 Freight Class: 250 Product Weight (lbs.): 32 Cubic Feet Per Carton: 15.75 | | Active weight 400 lbs. Stacks 4 high on floor. Add \$15 for (SBS). | | | | | | | | | | | |

| DESCRIPTION | FEATURES | MODEL# | | | | | | | | | | | |
|---------------------------------------------------------------------------------------------------------------------------------------------------------------------------|----------------|---------------------------------------------------|----------|----------|------------------------|----------|----------|------------------------|----------|--------|--------|--------|--------|
| | | 1/COM | 2 | 3 | 4 | 5 | 6 | 7 | 8 | 9 | 10 | 11 | 12 |
|  | W5BSNPU | \$779 | \$803 | \$822 | \$850 | \$889 | \$905 | \$939 | \$992 | \$1032 | \$1076 | \$1166 | \$1262 |
| | | OVERALL DIMENSIONS | | | SEAT DIMENSIONS | | | BACK DIMENSIONS | | | | | |
| | | W | D | H | W | D | H | W | H | | | | |
| | | 20.75 | 23.5 | 44 | 18.25 | 17.5 | 30.25 | 16 | 15.25 | | | | |
| Armless Bar Stool, Polypropylene Back and Upholstered Seat COM Yardage: 0.75 Freight Class: 250 Product Weight (lbs.): 32 Cubic Feet Per Carton: 15.75 | | Active weight 400 lbs. Stacks 4 high on floor. | | | | | | | | | | | |

| DESCRIPTION | FEATURES | MODEL# | | | | | | | | | | | |
|--------------------------------------------------------------------------------------------------------------------------------------------------------------------------------|----------------|--------------------------------------------------------------------------|--------------|--------------|------------------------|---------------|---------------|------------------------|---------------|---------------|---------------|---------------|---------------|
| | | 1/COM | 2 | 3 | 4 | 5 | 6 | 7 | 8 | 9 | 10 | 11 | 12 |
|  | W5BSNUU | Base Price: \$842 | | | | | | | | | | | |
| | | Seat upcharge: +\$0 | +\$24 | +\$43 | +\$71 | +\$110 | +\$126 | +\$160 | +\$213 | +\$253 | +\$297 | +\$387 | +\$483 |
| | | Back upcharge: +\$0 | +\$16 | +\$29 | +\$47 | +\$73 | +\$84 | +\$107 | +\$142 | +\$169 | +\$198 | +\$258 | +\$322 |
| | | OVERALL DIMENSIONS | | | SEAT DIMENSIONS | | | BACK DIMENSIONS | | | | | |
| | | W | D | H | W | D | H | W | H | | | | |
| | | 20.75 | 23.5 | 44.5 | 18.25 | 16.75 | 30.25 | 16.5 | 15.25 | | | | |
| Armless Bar Stool, Upholstered Seat and Back COM Yardage: Back: 0.5; Seat: 0.75 Freight Class: 250 Product Weight (lbs.): 32.5 Cubic Feet Per Carton: 15.75 | | Active weight 400 lbs. Stacks 4 high on floor. Add \$15 for (SBS). | | | | | | | | | | | |

| DESCRIPTION | FEATURES | MODEL# | | | | | | | | | | | |
|--------------------------------------------------------------------------------------------------------------------------------------------------------|----------------|-------------------------------------------|----------|----------|------------------------|----------|----------|------------------------|----------|---|----|----|----|
| | | 1/COM | 2 | 3 | 4 | 5 | 6 | 7 | 8 | 9 | 10 | 11 | 12 |
|  | W524APP | List Price | | | | | | | | | | | |
| | | \$771 | | | | | | | | | | | |
| | | OVERALL DIMENSIONS | | | SEAT DIMENSIONS | | | BACK DIMENSIONS | | | | | |
| | | W | D | H | W | D | H | W | H | | | | |
| | | 24.25 | 24.25 | 38 | 17.75 | 17.5 | 22.25 | 16 | 16 | | | | |
| Hip Chair, Polypropylene Seat and Back COM Yardage: n/a Freight Class: 250 Product Weight (lbs.): 35.5 Cubic Feet Per Carton: 17.75 | | Active weight 400 lbs. Does not stack. | | | | | | | | | | | |

| DESCRIPTION | FEATURES | MODEL# | | | | | | | | | | | |
|------------------------------------------------------------------------------------------------------------------------------------------------------------------|----------------|------------------------------------------------------------------|----------|----------|------------------------|----------|----------|------------------------|----------|--------|--------|--------|--------|
| | | 1/COM | 2 | 3 | 4 | 5 | 6 | 7 | 8 | 9 | 10 | 11 | 12 |
|  | W524AUP | \$839 | \$855 | \$868 | \$886 | \$912 | \$923 | \$946 | \$981 | \$1008 | \$1037 | \$1097 | \$1161 |
| | | OVERALL DIMENSIONS | | | SEAT DIMENSIONS | | | BACK DIMENSIONS | | | | | |
| | | W | D | H | W | D | H | W | H | | | | |
| | | 24.25 | 24.25 | 38.25 | 17.75 | 16.5 | 22.25 | 16.5 | 16.25 | | | | |
| Hip Chair, Upholstered Back and Polypropylene Seat COM Yardage: 0.5 Freight Class: 250 Product Weight (lbs.): 36 Cubic Feet Per Carton: 17.75 | | Active weight 400 lbs. Does not stack. Add \$15 for (SBS). | | | | | | | | | | | |

| DESCRIPTION | FEATURES | MODEL# | | | | | | | | | | | | | |
|----------------------------------------------------------------------------------------------------------------------------------------------------------------------------------------------------------------------------------------------------------------------------------------------------------------------------------------------------------------|--------------------------------------------------------------------------------------------------------------------------|---------------------------|------------------------|-----------|------------------------|------------------------|--------------|------------------------|---------------|---------------|---------------|---------------|---------------|---------------|---------------|
| | | 1/COM | 2 | 3 | 4 | 5 | 6 | 7 | 8 | 9 | 10 | 11 | 12 | | |
|  <p>Hip Chair, Polypropylene Back and Upholstered Seat COM Yardage: 0.75 Freight Class: 250 Product Weight (lbs.): 36 Cubic Feet Per Carton: 17.75</p> | <p>Active weight 400 lbs. Does not stack.</p> | \$839 | \$863 | \$882 | \$910 | \$949 | \$965 | \$999 | \$1052 | \$1092 | \$1136 | \$1226 | \$1322 | | |
| | | OVERALL DIMENSIONS | | | SEAT DIMENSIONS | | | BACK DIMENSIONS | | | | | | | |
| | | W | D | H | W | D | H | W | H | | | | | | |
| | | 24.25 | 24.25 | 38 | 18.25 | 17.5 | 23.25 | 16 | 15.25 | | | | | | |
|  <p>Hip Chair, Upholstered Seat and Back COM Yardage: Back: 0.5; Seat: 0.75 Freight Class: 250 Product Weight (lbs.): 36.5 Cubic Feet Per Carton: 17.75</p> | <p>Active weight 400 lbs. Does not stack. Add \$15 for (SBS).</p> | 1/COM | 2 | 3 | 4 | 5 | 6 | 7 | 8 | 9 | 10 | 11 | 12 | | |
| | | W524AUU | Base Price: | \$902 | | | | | | | | | | | |
| | | | Seat upcharge: | +0 | +\$24 | +\$43 | +\$71 | +\$110 | +\$126 | +\$160 | +\$213 | +\$253 | +\$297 | +\$387 | +\$483 |
| | | | Back upcharge: | +0 | +\$16 | +\$29 | +\$47 | +\$73 | +\$84 | +\$107 | +\$142 | +\$169 | +\$198 | +\$258 | +\$322 |
| OVERALL DIMENSIONS | | | SEAT DIMENSIONS | | | BACK DIMENSIONS | | | | | | | | | |
| W | D | H | W | D | H | W | H | | | | | | | | |
| 24.25 | 24.25 | 38.25 | 18.25 | 16.5 | 23.25 | 16.5 | 15.25 | | | | | | | | |
|  <p>Bariatric Hip Chair, Upholstered Seat and Back COM Yardage: Back: 0.75; Seat: 1 Freight Class: 250 Product Weight (lbs.): 50 Cubic Feet Per Carton: 23.75</p> | <p>Active weight 600 lbs. Does not stack. Add \$23 for (SBS).</p> | 1/COM | 2 | 3 | 4 | 5 | 6 | 7 | 8 | 9 | 10 | 11 | 12 | | |
| | | W324AUU | Base Price: | \$1188 | | | | | | | | | | | |
| | | | Seat upcharge: | +0 | +\$32 | +\$57 | +\$94 | +\$146 | +\$168 | +\$213 | +\$284 | +\$337 | +\$395 | +\$516 | +\$643 |
| | | | Back upcharge: | +0 | +\$24 | +\$43 | +\$71 | +\$110 | +\$126 | +\$160 | +\$213 | +\$253 | +\$297 | +\$387 | +\$483 |
| OVERALL DIMENSIONS | | | SEAT DIMENSIONS | | | BACK DIMENSIONS | | | | | | | | | |
| W | D | H | W | D | H | W | H | | | | | | | | |
| 35.25 | 24.25 | 38.5 | 29 | 17.5 | 23.25 | 26.75 | 15.25 | | | | | | | | |
|  <p>Dolly COM Yardage: n/a Freight Class: 150 Product Weight (lbs.): 16 Cubic Feet Per Carton: 3.5</p> | <p>Accommodates 10 standard 4-legged chairs.</p> | List Price | | | | | | | | | | | | | |
| | | WDOL | \$348 | | | | | | | | | | | | |
| | | OVERALL DIMENSIONS | | | SEAT DIMENSIONS | | | BACK DIMENSIONS | | | | | | | |
| | | W | D | H | W | D | H | W | H | | | | | | |
| 22 | 23.75 | 9.25 | | | | | | | | | | | | | |
|  <p>Bariatric Dolly COM Yardage: n/a Freight Class: 250 Product Weight (lbs.): 19 Cubic Feet Per Carton: 5</p> | <p>Accommodates 4 bariatric 4-legged chairs.</p> | List Price | | | | | | | | | | | | | |
| | | WDOL30 | \$386 | | | | | | | | | | | | |
| | | OVERALL DIMENSIONS | | | SEAT DIMENSIONS | | | BACK DIMENSIONS | | | | | | | |
| | | W | D | H | W | D | H | W | H | | | | | | |
| 32.12 | 23.75 | 9.25 | | | | | | | | | | | | | |

WILLOW LINKING TABLES



WPT12G
120 degree corner linking table



WPT12GL
End linking table, left



For Willow seating, see 256.

EXAMPLE WILLOW TABLE ORDER CODE:







| | | | | | |
|---------|--------------|------------|------------|------------|--------------|
| WPT90G | HPL | ACJ | -CHM | -ST | -SND |
| Model # | Surface type | Top finish | Leg finish | Glide type | Glide finish |



STANDARD FEATURES

- Linking tables can be used together in any combination with Willow four-leg or sled chairs to create a wide variety of layouts.
- Connecting hardware is included.
- Legs and ganging brackets are available in 20 paint finishes and 4 plated finishes.
- All tables are laminate, choose thermally fused or high pressure, and feature a flat edge with edgeband.
- Tables are available with a variety of glide types. Glides must be chosen to best suit flooring type and site conditions. See Glide Type.
- All tables (except 9" In-line Linking) are pre-drilled for center front, field installed, undermount power. Specified separately.
- Undermount power unit (SU2P10U) includes 1 AC and 2 USB-A charging ports with a 10' power cord and 3-prong plug, specify Jet Black or White. Power units do not link.
- Clamp mount (SU2P10C) power, with 1 AC and 2 USB-A charging ports with a 10' power cord, available Jet Black or White. These units can be mounted on the back edge of all linking tables. Specified separately for field installation. Power units do not link.

Add option codes in the following order:

- **Model number**
Enter model number.
- **Surface Type**
(**TFL**) Thermally fused laminate
(**HPL**) High pressure laminate
- **Top finish**
(**ACJ**) Absolute Acajou
(**ASN**) Asian Night
(**AWC**) Avant Cherry
(**AWH**) Avant Honey
(**BLK**) Black
(**BRC**) Brushed Cobalt
(**BZD**) Blizzard
(**CGY**) Custom Grey
(**CMB**) Clear Maple
(**DES**) Dark Espresso
(**DWT**) Designer White
(**FAS**) Fashionista
(**FCL**) First Class
(**NBL**) Noce Biondo
(**NGL**) Noce Grigio
(**NEL**) Noce Leggero
(**NML**) Noce Medio
(**QTM**) Quartered Mahogany
(**SBY**) Sheer Beauty
(**SDT**) Stonedust
(**SG**) Storm Grey
(**WCR**) Winter Cherry
(**WHC**) White Chocolate
(**WHE**) Walnut Heights
- **Leg Finish** (for tables with legs)
Paint finishes:
Black (**TBL**), Buzz Blue (**TBZ**), Cactus (**TCC**), Carrot (**TCR**), Cloud (**TIV**), Designer White (**TDW**), Dijon (**TDJ**), Eggplant (**TEG**), Fog (**TFO**), Frost (**TFR**), Ink (**TIN**), Kalua (**TKA**), Latte (**TLA**), Mocha (**TMO**), Nevada (**TNE**), Sand (**TSN**), Scarlet (**TSR**), Shadow (**TSH**), Toast (**TOA**) and Tungsten (**TTU**).
Plated finishes:
(**CHM**) Chrome. Add \$42.
(**BCH**) Brushed Chrome. Add \$147.
(**SBR**) Satin Brass. Add \$217.
(**ACO**) Antique Copper. Add \$217.
- **Bracket Finish** (for linking tables and ganging bracket)
Paint finishes:
Black (**TBL**), Cloud (**TIV**), Designer White (**TDW**), Fog (**TFO**), Frost (**TFR**), Kalua (**TKA**), Latte (**TLA**), Mocha (**TMO**), Nevada (**TNE**), Sand (**TSN**), Shadow (**TSH**), Toast (**TOA**) and Tungsten (**TTU**).
- **Glide type** (for models with legs)
(**ST**) Nylon colored glide for most surfaces
(**NM**) White, non-marking Nylon glide for most surfaces
(**SG**) Steel cushion glide for carpeted surfaces. Add \$8 for models with one leg. Add \$15 for models with two legs.
(**FG**) Felt glide for most hard floor surfaces. Add \$8 for models with one leg. Add \$15 for models with two legs.
(**RG**) Rubber, non-slip glide for most hard floor surfaces. Add \$8 for models with one leg. Add \$15 for models with two legs.
- **Glide Finish** (for ST glides only)
(**BLK**) Black
(**SND**) Sand

| TABLES | MODEL# | DIMENSIONS | FREIGHT CLASS | WT/LBS. | CUBIC FT. | LIST PRICE |
|-----------------------------------------------------------------------------------------------------------------------------------------------------------|--------------------|-----------------------|---------------|---------|-----------|-------------------------------------------------------------------------------------------------------------------------------------------------------------------------------------------------------------------------------------------------------------------------------------------------------------------------------------------------------------------------------------------------------------------|
|  <p>90° Corner Linking Table</p> | WPT90G | 26.12 x 26.12 x 17.62 | 100 | 24 | 2.6 | \$561 |
| | | | | | | <ul style="list-style-type: none"> • Pricing shown for a thermally fused laminate top (LP). • For a high pressure laminate top (HP), add \$144. <p>Coordinating edge on laminate surfaces with metal frame and legs. Must be connected to a four-leg or sled base chair. Includes one set of U-channel connectors and hardware. 1 per carton. Shipped KD for assembly on site.</p> |
|  <p>120° Corner Linking Table</p> | WPT12G | 31 x 12.62 x 17.5 | 92.5 | 16.5 | 1.5 | \$482 |
| | | | | | | <ul style="list-style-type: none"> • Pricing shown for a thermally fused laminate top (LP). • For a high pressure laminate top (HP), add \$92. <p>Coordinating edge on laminate surfaces with metal frame and legs. Must be connected to a four-leg or sled base chair. Includes one set of U-channel connectors and hardware. 1 per carton. Shipped KD for assembly on site.</p> |
|  <p>16" In-Line Linking Table</p> | WPT16G | 15 x 16 x 2.75 | 85 | 12 | 0.9 | \$315 |
| | | | | | | <ul style="list-style-type: none"> • Pricing shown for a thermally fused laminate top (LP). • For a high pressure laminate top (HP), add \$58. <p>Coordinating edge on laminate surfaces with metal frame and legs. Must be connected to a four-leg or sled base chair. Includes one set of U-channel connectors and hardware. 1 per carton. Shipped KD for assembly on site.</p> |
|  <p>9" In-Line Linking Table</p> | WPT09G | | 85 | 8.5 | 0.7 | \$245 |
| | | | | | | <ul style="list-style-type: none"> • Pricing shown for a thermally fused laminate top (LP). • For a high pressure laminate top (HP), add \$41. <p>Coordinating edge on laminate surfaces with metal frame and legs. Must be connected to a four-leg or sled base chair. Includes one set of U-channel connectors and hardware. 1 per carton. Shipped KD for assembly on site.</p> |
|  <p>End Linking Table</p> | WPT EGL (Left) | 15 x 14 x 17.62 | 85 | 13 | 1 | \$489 |
| | WPT EGR (Right) | 15 x 14 x 17.62 | 85 | 13 | 1 | \$489 |
| | | | | | | <ul style="list-style-type: none"> • Pricing shown for a thermally fused laminate top (LP). • For a high pressure laminate top (HP), add \$55. <p>Coordinating edge on laminate surfaces with metal frame and legs. Must be connected to a four-leg or sled base chair. Includes one set of U-channel connectors and hardware. 1 per carton. Shipped KD for assembly on site.</p> |
|  <p>Ganging Bracket</p> | WPGBRK | 9 x 15 x 1.25 | 300 | 2 | 2 | \$108 |
| | | | | | | <p>For use between two seated height arm or armless chairs where table top is not desired. Not for use with stools. Does not accept power units. 1 per carton.</p> |

| TABLES | MODEL# | DIMENSIONS | FREIGHT CLASS | WT/LBS. | CUBIC FT. | LIST PRICE |
|-----------------------------------------------------------------------------------------------------------------------------------------------------------------------------------------------------------------------------------------------------------------------------------------------|---------|------------|---------------|---------|-----------|--------------|
|  <p>Power Unit, Clamp Attachment</p> | SU2P10C | | 70 | 0.01 | 0.5 | \$557 |
| <p>Tamper-resistant clamp mount power, with 1 AC and 2 USB-A charging ports with a 10' power cord and 3-prong plug. Available in Jet Black or White. Can be mounted on the back edge of all linking tables. Must be specified separately for field installation. Power units do not link.</p> | | | | | | |
|  <p>Power Unit, Under Mount Attachment</p> | SU2P10U | | 70 | 0.01 | 2 | \$527 |
| <p>Tamper-resistant undermount power, with 1 AC and 2 USB-A charging ports with a 10' power cord and 3-prong plug. Available in Jet Black or White. Must be specified separately for field installation. Power units do not link.</p> | | | | | | |

ZOMA™



model 6656



model 6657



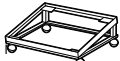
STANDARD FEATURES

- Design sensitive guest seating featuring a wide flat, flared arms and elliptical tubular construction.
- The back of the chair is heavily compound curved to provide comfort and support in multiple seating positions.
- No visible back attachment hardware. Backs are attached using concealed hardware only.
- The outer back is upholstered in the same material selection as the rest of the chair.
- Arms are wide and full length, offering support to help stabilize the user as they sit in or exit chairs.
- The gently curved arms are made from incredibly strong black fiberglass reinforced nylon.
- The rugged frame is made from welded elliptical (oval) steel tubing 1.5" wide.

- Zoma is equipped with a polypropylene seat shroud that helps stabilize chairs when stacked and avoid frame imprints on upholstered seats.
- Stacks up to 4 high on the floor or on a dolly (2125WS).
- Standard glide is a durable Black Polypropylene oval glide.
- Check textile availability prior to specifying upholstery material.

OPTIONAL FEATURES

- Frame is standard in a choice of Black (TBL), Shadow (TSH) or Tungsten (TTU) Finish must be specified. A chrome frame is optionally available. Please Specify (CHM), add \$44.
- A durable polypropylene outer back shroud is available at no charge. Optional shroud is Black only. Please specify (PSB).
- For chairs used on hard surface floors PLEASE SPECIFY Opaque (off White), Non-Marking Glides (NM).

| DESCRIPTION | FEATURES | MODEL# | STANDARD TEXTILE GRADES | | | | | | | | | | | | | |
|----------------------------------------------------------------------------------------------------------------------------------------------------------------------------------------------------------------------------------|-----------------------------------------------------------------------------|---------------------------|-------------------------|--------------|------------------------|------------|----------|------------------------|----------|--------|--------|--------|--------|--------|--|--|
| | | | 1 | 2 | 3 | 4 | 5 | 6 | 7 | 8 | 9 | 10 | 11 | 12 | | |
|  <p>Armchair COM Yardage: 1.25 Freight Class: 250 Product Weight (lbs.): 28 Cubic Feet Per Carton: 13.75</p> | <p>Stacks 4 high on floor or dolly.</p> <p>Ergonomic Features: M, N</p> | 6656 | \$616 | \$663 | \$700 | \$749 | \$824 | \$851 | \$915 | \$1038 | \$1098 | \$1210 | \$1368 | \$1561 | | |
| | | OVERALL DIMENSIONS | | | SEAT DIMENSIONS | | | BACK DIMENSIONS | | | | | | | | |
| | | W | D | H | W | D | H | W | H | | | | | | | |
| | | 26.5 | 24 | 32.5 | 20 | 19 | 17 | 18 | 15 | | | | | | | |
|  <p>Armless Side Chair COM Yardage: 1.25 Freight Class: 250 Product Weight (lbs.): 26 Cubic Feet Per Carton: 11.75</p> | <p>Stacks 4 high on floor or dolly.</p> <p>Ergonomic Features: M, N</p> | 6657 | \$562 | \$608 | \$645 | \$694 | \$770 | \$796 | \$859 | \$984 | \$1044 | \$1156 | \$1313 | \$1506 | | |
| | | OVERALL DIMENSIONS | | | SEAT DIMENSIONS | | | BACK DIMENSIONS | | | | | | | | |
| | | W | D | H | W | D | H | W | H | | | | | | | |
| | | 22.5 | 24 | 32.5 | 20 | 19 | 17 | 18 | 15 | | | | | | | |
|  <p>Dolly COM Yardage: N/A Freight Class: 150 Product Weight (lbs.): 16 Cubic Feet Per Carton: 3.8</p> | | 2125WS | \$452 | - | - | - | - | - | - | - | - | - | - | - | | |
| | | OVERALL DIMENSIONS | | | SEAT DIMENSIONS | | | BACK DIMENSIONS | | | | | | | | |
| | | W | D | H | W | D | H | W | H | | | | | | | |
| | | 23.25 | 24.75 | 12.25 | - | - | - | - | - | | | | | | | |
| | | | RTA 00 | FedEx | | ups | | | | | | | | | | |
| | | | RTA 1 | FedEx | | ups | | | | | | | | | | |