

multi-purpose

Bakhita	132	Islands	174	Sas	200
Beach	135	Layne	175	Sidero	202
Beam Seating	136	Lite	177	Sonic	206
Caprice	146	Marche	182	Spritz	218
Chap	148	Mayne	184	Spyker	221
Comet	150	Moda Four-Legged	185	Stream	222
Diplomat	153	Moda Stacking	186	Twilight	231
Duet	154	Popcorn	188	Vion guest	234
Erin	167	Rebound	193	Willow	239
File Buddy	171	Roma Nester	198	Zoma	253

BAKHITA



model 6750



model 6753






model 6754



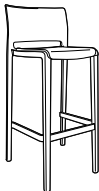




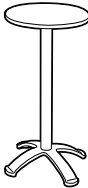

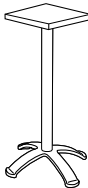
model 6785

STANDARD FEATURES

- A comfortable, high-quality, lightweight, stacking chair that is incredibly strong and durable.
- Bakhita is an all polymer chair intended for use indoors or outdoors. Products must be stored inside during extreme and inclement weather. See Global's Outdoor Furniture warranty for additional information.
- Weather resistant, UV and stain resistant, with a modern design.
- Standard height models (6750, 6751) are suitable for use in MRI rooms.
- Chairs are simultaneously molded with two different materials. Inside is a structural fiberglass frame for strength. Outside is a durable polypropylene light fast compound.
- Armchairs and Armless Chairs are finished with a smooth surface. Bar Stools and Counter Stools are finished with a slightly textured surface.
- Upholstered seats will only fit on a frame made for this purpose, it is not possible to add an upholstered seat onto an existing all plastic chair in the field.
- Upholstered seats are fixed and non-removable.
- Chair legs are equipped with translucent non-marking glides as standard. Suitable for outdoor environments, carpet and hard surface flooring.
- Check textile availability prior to specifying upholstery material.
- All Bakhita products (except upholstered models) are only available through Global's InStock program. Contact CustomerCare for lead times and quotation for quantities beyond InStock inventory.
- For outdoor use Global recommends marine grade vinyls or Sunbrella fabrics with UV resistance.
- Chairs are available in 3 plastic colors: Alloy (**ALY**), Char (**CHA**), and Milk (**MLK**).
- Tables are available in standard or bar height and are suitable for outdoor use.
- Tables are available with a Silver base and Milk (**MLK**) top only.
- Table tops are constructed from technopolymer compounds with high structural, heat and abrasion resistance. Tops are UV, shock and stain resistant.
- Bakhita achieves its strength and durability using glass filled polymer. Evidence of this material may be visible on the surface and is often more evident in darker colors.

DESCRIPTION	FEATURES	MODEL#	STANDARD TEXTILE GRADES											
	Armchair Poly Seat & Back COM Yardage: N/A Freight Class: 150 Product Weight (lbs.): 14.25 Cubic Feet Per Carton: 3.38(4 per carton)	6750	1	2	3	4	5	6	7	8	9	10	11	12
			311											
			OVERALL DIMENSIONS			SEAT DIMENSIONS			BACK DIMENSIONS					
			W	D	H	W	D	H	W	H				
			22.5	21	31.5	16	16	17.25		17	14.5			
			RTA 00			FedEx			ups			4 per carton (pricing and specifications are for one chair)		
	Armless Chair Poly Seat & Back COM Yardage: N/A Freight Class: 150 Product Weight (lbs.): 13 Cubic Feet Per Carton: 2.88(4 per carton)	6751	1	2	3	4	5	6	7	8	9	10	11	12
			276											
			OVERALL DIMENSIONS			SEAT DIMENSIONS			BACK DIMENSIONS					
			W	D	H	W	D	H	W	H				
			18	21	31.5	16	16	17.25		17	14.5			
			RTA 00			FedEx			ups			4 per carton (pricing and specifications are for one chair)		
	Armchair Uph Seat & Poly Back COM Yardage: 0.75 Freight Class: 250 Product Weight (lbs.): 16 Cubic Feet Per Carton: 4.5 (3 per carton)	6752	1	2	3	4	5	6	7	8	9	10	11	12
			559	587	607	637	679	697	737	797	846	896	1006	1119
			OVERALL DIMENSIONS			SEAT DIMENSIONS			BACK DIMENSIONS					
			W	D	H	W	D	H	W	H				
			22.5	21	31.5	16	16	18		17	14.5			
			RTA 00			FedEx			ups			3 per carton (pricing and specifications are for one chair)		

DESCRIPTION	FEATURES	MODEL#	STANDARD TEXTILE GRADES												
	Armless Chair Uph Seat & Poly Back COM Yardage: 0.75 Freight Class: 250 Product Weight (lbs.): 14.67 Cubic Feet Per Carton: 3.83(3 per carton)			1	2	3	4	5	6	7	8	9	10	11	12
			6753	\$511	\$539	\$559	\$589	\$631	\$649	\$689	\$749	\$798	\$848	\$958	\$1071
			OVERALL DIMENSIONS			SEAT DIMENSIONS			BACK DIMENSIONS						
			W	D	H	W	D	H	W	H					
			18	21	31.5	16	16	18	17	14.5					
			RTA 00		FedEx		ups		3 per carton (pricing and specifications are for one chair)						
	Armless Bar Stool Poly Seat & Back COM Yardage: 0.75 Freight Class: 250 Product Weight (lbs.): 14.67 Cubic Feet Per Carton: 3.19 (4 per carton)			1	2	3	4	5	6	7	8	9	10	11	12
			6754	417											
			OVERALL DIMENSIONS			SEAT DIMENSIONS			BACK DIMENSIONS						
			W	D	H	W	D	H	W	H					
			19.25	18.75	40.5	14	15	30	17	10.5					
			RTA 00		FedEx		ups		4 per carton (pricing and specifications are for one chair)						
	Armless Bar Stool Uph Seat & Poly Back COM Yardage: 0.75 Freight Class: 250 Product Weight (lbs.): 14.67 Cubic Feet Per Carton: 4.25 (3 per carton)			1	2	3	4	5	6	7	8	9	10	11	12
			6755	693	721	742	772	815	834	874	938	985	1038	1147	1265
			OVERALL DIMENSIONS			SEAT DIMENSIONS			BACK DIMENSIONS						
			W	D	H	W	D	H	W	H					
			19	18	40	14	15	30.75	17	10.5					
			RTA 00		FedEx		ups		3 per carton (pricing and specifications are for one chair)						
	Chair Dolly COM Yardage: N/A Freight Class: 250 Product Weight (lbs.): 11 Cubic Feet Per Carton: 2.9			1	2	3	4	5	6	7	8	9	10	11	12
			6783	367											
			OVERALL DIMENSIONS			SEAT DIMENSIONS			BACK DIMENSIONS						
			W	D	H	W	D	H	W	H					
			19.75	23.25	9.75	-	-	-	-	-					
			RTA 00		FedEx		ups		1 per carton						

DESCRIPTION	FEATURES	MODEL#	STANDARD TEXTILE GRADES											
			1	2	3	4	5	6	7	8	9	10	11	12
	Round Table - Café Height COM Yardage: N/A Freight Class: 100 Product Weight (lbs.): 40 Cubic Feet Per Carton: 4.49 (3 cartons per one model)	6780	600											
		OVERALL DIMENSIONS			SEAT DIMENSIONS			BACK DIMENSIONS						
		W	D	H	W	D	H	W	H					
		28.5	28.5	29.5	-	-	-	-	-					
		RTA 8			3 cartons									
	Round Table - Bar Height COM Yardage: N/A Freight Class: 100 Product Weight (lbs.): 41 Cubic Feet Per Carton: 4.49 (3 cartons per one model)	6781	613											
		OVERALL DIMENSIONS			SEAT DIMENSIONS			BACK DIMENSIONS						
		W	D	H	W	D	H	W	H					
		28.5	28.5	40	-	-	-	-	-					
		RTA 8			3 cartons									
	Square Table- Café Height COM Yardage: N/A Freight Class: 100 Product Weight (lbs.): 42.5 Cubic Feet Per Carton: 4.49 (3 cartons per one model)	6785	656											
		OVERALL DIMENSIONS			SEAT DIMENSIONS			BACK DIMENSIONS						
		W	D	H	W	D	H	W	H					
		28.5	28.5	29.5	-	-	-	-	-					
		RTA 8			3 cartons									
	Square Table - Bar Height COM Yardage: N/A Freight Class: 100 Product Weight (lbs.): 43.5 Cubic Feet Per Carton: 4.49 (3 cartons per one model)	6786	669											
		OVERALL DIMENSIONS			SEAT DIMENSIONS			BACK DIMENSIONS						
		W	D	H	W	D	H	W	H					
		28.5	28.5	40	-	-	-	-	-					
		RTA 8			3 cartons									

BEACH™





STANDARD FEATURES

- Elegant wood seating with a choice of an upholstered or vertical wood slat back.
- Frame construction is beech hardwood.
- Furniture legs are equipped with white non marking polypropylene glides as standard. Suitable for both carpet and hard surface flooring.
- All cushions are fixed and non-removable.
- Cushions are highly resilient foam and seats are equipped with a synthetic rubberized webbing suspension system for extra comfort.

OPTIONAL FEATURES

- Frame available in Absolute (**AAM**), Black (**BKM**), Cherry (**ACM**), Espresso Cafe (**ECM**), English Oak (**EOM**), Fruitwood (**TFM**), Gray (**HGM**), Honey (**AHM**), Mahogany (**TMM**), Maple (**AVM**), Medium Walnut (**MWM**), Natural Walnut (**NLW**), Night (**ASM**), NoceBiondo (**NBM**), Noce Grigio (**NGM**), Noce Leggero (**NEM**), Noce Medio (**NMM**), Shaker Cherry (**SKM**), Walnut (**TWM**), WC Cream (**WTM**), White (**WHM**) and Winter Cherry (**WCM**). Please Specify.
- Check textile availability prior to specifying upholstery material.

DESCRIPTION	FEATURES	MODEL#	STANDARD TEXTILE GRADES											
 Armchair w/Upholstered back. COM Yardage: 1.50 Freight Class: 300 Product Weight (lbs.): 20 Cubic Feet Per Carton: 11.75	Does not stack.		1	2	3	4	5	6	7	8	9	10	11	12
		4077	\$944	\$985	\$1015	\$1057	\$1121	\$1151	\$1206	\$1297	\$1363	\$1441	\$1599	\$1766
		OVERALL DIMENSIONS			SEAT DIMENSIONS			BACK DIMENSIONS						
		W	D	H	W	D	H	W	H					
		22	23	33.5	19.5	18.5	18.75	19.5	15.5					
RTA 00			FedEx UPS											
 Armchair w/Vertical Wood Slat back. COM Yardage: 1.00 Freight Class: 300 Product Weight (lbs.): 20 Cubic Feet Per Carton: 11.75	Does not stack.		1	2	3	4	5	6	7	8	9	10	11	12
		4078	\$991	\$1032	\$1064	\$1111	\$1175	\$1207	\$1265	\$1358	\$1429	\$1512	\$1674	\$1851
		OVERALL DIMENSIONS			SEAT DIMENSIONS			BACK DIMENSIONS						
		W	D	H	W	D	H	W	H					
		22	23	33.5	19.5	18.5	18.75	19.5	15.5					
RTA 00														

BEAM SEATING



*see sample layout SON507 for models included above.

STANDARD FEATURES

- The universal beam units and tables listed are shown here, along with beam seating upper components from several seating lines.
- Beams are standard in Black. The "T" shaped legs are available in Chrome only with Black anti scuff tips and trim.
- Corner beam creates 90° turn in beam seating. Only table units can be attached.
- Beams and legs are shipped fully assembled.
- Upper seating units include mounting brackets and all necessary hardware for attachment to beam.
- Upper seating units and/or tables can be placed in any order along the beam.
- Power monument has two AC outlets, dual 2.1 amp USB ports.
- **Specifications and pricing are for 1 chair.**

OPTIONAL FEATURES

- Check textile availability prior to specifying upholstery material.
- Optional universal aluminum arm with soft pad available for mounting on beam in multiple positions, model 6500A8. \$170 list.
- Sonic seating units are available in mesh back, Black only.
- Vion seating units available in 10 mesh colors: Black (**MS69**), Stone (**MS71**), Blue (**MS72**), Rope (**MS73**), Natural (**MS74**), Aqua (**MS75**), Black Cherry (**MS76**), Dust (**MS77**), Ivory (**MS78**) and Paprika (**MS79**). Please specify. No upcharge.

OPTIONAL FEATURES (continued)

- Vion is available with a Black (**BLK**) Back Frame as standard or an optional Fog (**FOG**) Back Frame, please add \$81.
- Duet, Popcorn and Sonic seating units are available in 14 designer colors. Choose from Buzz Blue (**BZB**), Cactus (**CCT**), Carrot (**CRO**), Cloud (**IVC**), Dijon (**DJN**), Eggplant (**EGP**), Fog (**FOG**), Frost (**FRO**), Ink (**INK**), Latte (**LAB**), Night (**BLK**), Sand (**SND**), Scarlet (**SAR**), and Shadow (**SHW**).
- Duet arms will match the specified polypropylene color.
- Sidero, Sonic and Vion arm models are standard in Black only.
- Sonic is available in the following frame finishes: Chrome (**CHM**), Black (**TBL**), Buzz Blue (**TBZ**), Cactus (**TCC**), Carrot (**TCR**), Dijon (**TDJ**), Designer White (**TDW**), Eggplant (**TEG**), Fog (**TFO**), Frost (**TFR**), Ink (**TIN**), Cloud (**TIV**), Kalua (**TKA**), Latte (**TLA**), Mocha (**TMO**), Nevada (**TNE**), Toast (**TOA**), Shadow (**TSH**), Sand (**TSN**), Scarlet (**TSR**) and Tungsten (**TTU**). Please specify
- Duet and Popcorn are standard in a Chrome (**CH**) frame finish. Sidero and Vion are standard in Black (**BK**) frame finish.
- Beam seating laminate table tops are available in Absolute Acajou (**ACJ**), Asian Night (**ASN**), Avant Cherry (**AWC**), Avant Honey (**AWH**), Blizzard (**BZD**), Brushed Cobalt (**BRC**), Clear Maple (**CMB**), Custom Grey (**CGY**) Dark Espresso (**DES**), Designer White (**DWT**), Fashionista (**FAS**), First Class (**FCL**), Noce Biondo (**NBL**), Noce Grigio (**NGL**), Noce Leggero (**NEL**), Noce Medio (**NML**), Sheer Beauty (**SBY**), Stone Dust (**SDT**), Walnut Heights (**WHE**), Winter Cherry (**WCR**), White Chocolate (**WHC**). Please specify. No upcharge.

SAMPLE LAYOUTS

VON501 - Shown



Approximate dimensions: 74"W x 24"D

Kit Layout	Description	Total (Grd. 1)
VON501	Vion armless seat units with Beam components: 6340 (3 seats), 6500S3 (1 beam)	\$3,569
DUT501	Duet armless seat units with Beam components: 6691 (3 seats), 6500S3 (1 beam)	\$1,901
POP501	Popcorn armless seat units with Beam components: 6717 (3 seats), 6500S3 (1 beam)	\$2,033
SID501	Sidero armless seat units with Beam components: 6931 (3 seats), 6500S3 (1 beam)	\$3,026
SON501	Sonic armless seat units with Beam components: 6501 (3 seats), 6500S3 (1 beam)	\$2,309

*See next pages for individual model description, dimensions and starting list price.

SON502 - Shown



Approximate dimensions: 100"W x 24"D

Kit Layout	Description	Total (Grd. 1)
SON502	Sonic arm seat units with Beam components: 6506 (4 seats), 6500S4 (1 beam)	\$3,928
DUT502	Duet arm seat units with Beam components: 6690 (4 seats), 6500S4 (1 beam)	\$3,064
POP502	Popcorn armless seat units with Universal arms and Beam components: 6717 (4 seats), 6500S4 (1 beam), and 6500A8 (5 arms)	\$3,618
SID502	Sidero arm seat units with Beam components: 6930 (4 seats), 6500S4 (1 beam)	\$4,352
VON502	Vion arm seat units with Beam components: 6342 (4 seats), 6500S4 (1 beam)	\$4,552

*See next pages for individual model description, dimensions and starting list price.

SAMPLE LAYOUTS

DUT503 - Shown



Approximate dimensions: 100"W x 24"D

Kit Layout	Description	Total (Grd. 1)
DUT503	Duet armless seat units with Beam components: 6691 (3 seats), 6500S4 (1 beam), 6507 (1 table)	\$ 2,620
POP503	Popcorn armless seat units with Beam components: 6717 (3 seats), 6500S4 (1 beam), 6507 (1 table)	\$2,752
SID503	Sidero armless seat units with Beam components: 6931 (3 seats), 6500S4 (1 beam), 6507 (1 table)	\$3,745
SON503	Sonic armless seat units with Beam components: 6501 (3 seats), 6500S4 (1 beam), 6507 (1 table)	\$3,028
VON503	Vion armless seat units with Beam components: 6340 (3 seats), 6500S4 (1 beam), 6507 (1 table)	\$4,4288

*See next pages for individual model description, dimensions and starting list price.

POP504 - Shown



Approximate dimensions: 122"W x 24"D

Kit Layout	Description	Total (Grd. 1)
POP504	Popcorn seat units with Universal arms and Beam components: 6717 (4 seats), 6500A8 (6 arms), 6500S3 (1 beam), 6500A2 (1 beam), 6507 (1 table), 6591B (1 Module)	\$5,023
DUT504	Duet arm seat units with Beam components: 6690 (4 seats), 6500S3 (1 beam), 6500A2 (1 beam), 6507 (1 table), 6591B (1 Module)	\$4,299
SID504	Sidero arm seat units with Beam components: 6930 (4 seats), 6500S3 (1 beam), 6500A2 (1 beam), 6507 (1 table), 6591B (1 Module)	\$5,587
SON504	Sonic arm seat units with Beam components: 6504 (4 seats), 6500S3 (1 beam), 6500A2 (1 beam), 6507 (1 table), 6591B (1 Module)	\$4,699
VON504	Vion arm seat units with Beam components: 6342 (4 seats), 6500S3 (1 beam), 6500A2 (1 beam), 6507 (1 table), 6591B (1 Module)	\$5,787

*See next pages for individual model description, dimensions and starting list price.

SID505 - Shown



Approximate dimensions: 147"W x 24"D

Kit Layout	Description	Total (Grd. 1)
SID505	Sidero armless seat units with Beam components: 6931 (4 seats), 6500S3 (1 beam), 6500A3 (1 beam), 6507 (2 table)	\$5,200
DUT505	Duet armless seat units with Beam components: 6691 (4 seats), 6500S3 (1 beam), 6500A3 (1 beam), 6507 (2 table)	\$3,700
POP505	Popcorn armless seat units with Beam components: 6717 (4 seats), 6500S3 (1 beam), 6500A3 (1 beam), 6507 (2 table)	\$3,876
SON505	Sonic armless seat units with Beam components: 6501 (4 seats), 6500S3 (1 beam), 6500A3 (1 beam), 6507 (2 table)	\$4,244
VON505	Vion armless seat units with Beam components: 6340 (4 seats), 6500S3 (1 beam), 6500A3 (1 beam), 6507 (2 table)	\$5,924

*See next pages for individual model description, dimensions and starting list price.

VON506 - Shown



Approximate dimensions: 103"W x 103"D

Kit Layout	Description	Total (Grd. 1)
VON506	Vion arm seat units with Beam components: 6342 (6 seats), 6500S3 (2 beams), 6507-T2 (1 table), 6500A9 (1 Connector)	\$7,539
DUT504	Duet arm seat units with Beam components: 6690 (6 seats), 6500S3 (2 beams), 6507-T2 (1 table), 6500A9 (1 Connector)	\$5,307
POP505	Popcorn armless seat units with Universal arms and Beam components: 6717 (6 seats), 6500A8 (8 arms), 6500S3 (2 beams), 6507-T2 (1 table), 6500A9 (1 Connector)	\$6,223
SID504	Sidero arm seat units with Beam components: 6930 (6 seats), 6500S3 (2 beams), 6507-T2 (1 table), 6500A9 (1 Connector)	\$7,239
SON504	Sonic arm seat units with Beam components: 6504 (6 seats), 6500S3 (2 beams), 6507-T2 (1 table), 6500A9 (1 Connector)	\$5907

*See next pages for individual model description, dimensions and starting list price.

SAMPLE LAYOUTS

SON507 - Shown



Approximate dimensions: 103"W x 103"D

Kit Layout	Description	Total (Grd. 1)
SON507	Sonic arm seat units with Beam components: 6506 (6 seats), 6500S3 (2 beams), 6507-T2 (1 table), 6500A9 (1 connector)	\$6,603
DUT507	Duet arm seat units with Beam components: 6690 (6 seats), 6500S3 (2 beams), 6507-T2 (1 table), 6500A9 (1 connector)	\$5,307
POP507	Popcorn armless seat units with Universal arms and Beam components: 6717 (6 seats), 6500S3 (2 beams), 6507-T2 (1 table), 6500A9 (1 connector) and 6500A8 (8 arms)	\$6,223
SID507	Sidero arm seat units with Beam components: 6930 (6 seats), 6500S3 (2 beams), 6507-T2 (1 table), 6500A9 (1 connector)	\$7,239
VON507	Vion arm seat units with Beam components: 6342 (6 seats), 6500S3 (2 beams), 6507-T2 (1 table), 6500A9 (1 connector)	\$7,539

*See next pages for individual model description, dimensions and starting list price.

DUT508 - Shown



Approximate dimensions: 131"W x 78"D

Kit Layout	Description	Total (Grd. 1)
DUT508	Duet armless seat units with Beam components: 6691 (7 seats), 6500S3 (1 Beam), 6500S2 (2 Beams), 6507-T2 (2 Tables), 6500A9 (2 Connector), 6591B (2 Modules)	\$7,669
POP508	Popcorn armless seat units with Beam components: 6717 (7 seats), 6500S3 (1 Beam), 6500S2 (2 Beams), 6507-T2 (2 Tables), 6500A9 (2 Connector), 6591B (2 Modules)	\$7,977
SID508	Sidero armless seat units with Beam components: 6931 (7 seats), 6500S3 (1 Beam), 6500S2 (2 Beams), 6507-T2 (2 Tables), 6500A9 (2 Connector), 6591B (2 Modules)	\$10,294
SON508	Sonic armless seat units with Beam components: 6501 (7 seats), 6500S3 (1 Beam), 6500S2 (2 Beams), 6507-T2 (2 Tables), 6500A9 (2 Connector), 6591B (2 Modules)	\$8,621
VON507	Vion armless seat units with Beam components: 6340 (7 seats), 6500S3 (1 Beam), 6500S2 (2 Beams), 6507-T2 (2 Tables), 6500A9 (2 Connector), 6591B (2 Modules)	\$11,561

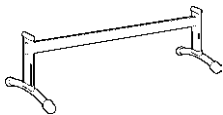
*See next pages for individual model description, dimensions and starting list price.

DESCRIPTION

FEATURES

MODEL#

STANDARD TEXTILE GRADES

**Beam - Accommodates 2 Seats**

COM Yardage: N/A
Freight Class: 250
Product Weight (lbs.): 37
Cubic Feet Per Carton: 11 (1 per carton)

Freestanding

	1	2	3	4	5	6	7	8	9	10	11	12
6500S2	\$790	-	-	-	-	-	-	-	-	-	-	-

OVERALL DIMENSIONS

W D H

49.5 24 16

SEAT DIMENSIONS

W D H

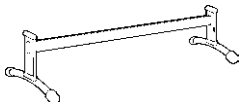
- - -

BACK DIMENSIONS

W H

- -

RTA 00

**Beam - Accommodates 3 Seats**

COM Yardage: N/A
Freight Class: 250
Product Weight (lbs.): 43
Cubic Feet Per Carton: 16 (1 per carton)

Freestanding

	1	2	3	4	5	6	7	8	9	10	11	12
6500S3	\$911	-	-	-	-	-	-	-	-	-	-	-

OVERALL DIMENSIONS

W D H

74 24 16

SEAT DIMENSIONS

W D H

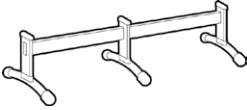




- - -

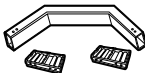



BACK DIMENSIONS





W H






- -


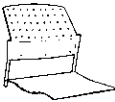


RTA 00

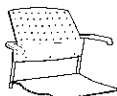
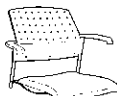



DESCRIPTION	FEATURES	MODEL#	STANDARD TEXTILE GRADES											
			1	2	3	4	5	6	7	8	9	10	11	12
 <p>Beam - Accommodates 4 Seats COM Yardage: N/A Freight Class: 250 Product Weight (lbs.): 58 Cubic Feet Per Carton: 22 (1 per carton)</p>	Freestanding	6500S4	\$1272	-	-	-	-	-	-	-	-	-	-	-
		RTA 00												
		OVERALL DIMENSIONS			SEAT DIMENSIONS			BACK DIMENSIONS						
		W	D	H	W	D	H	W	H					
		100	24	16	-	-	-	-	-					
 <p>Beam Extender - Accommodates 2 Seats COM Yardage: N/A Freight Class: 85 Product Weight (lbs.): 36 Cubic Feet Per Carton: 10.5 (1 per carton)</p>	Not Freestanding. Includes hardware.	6500A2	\$603	-	-	-	-	-	-	-	-	-	-	-
		RTA 00												
		OVERALL DIMENSIONS			SEAT DIMENSIONS			BACK DIMENSIONS						
		W	D	H	W	D	H	W	H					
		47.5	24	16	-	-	-	-	-					
 <p>Beam Extender - Accommodates 3 Seats COM Yardage: N/A Freight Class: 85 Product Weight (lbs.): 43 Cubic Feet Per Carton: 16 (1 per carton)</p>	Not Freestanding. Includes hardware.	6500A3	\$757	-	-	-	-	-	-	-	-	-	-	-
		RTA 00												
		OVERALL DIMENSIONS			SEAT DIMENSIONS			BACK DIMENSIONS						
		W	D	H	W	D	H	W	H					
		72	24	16	-	-	-	-	-					
 <p>Beam Extender - Accommodates 4 Seats COM Yardage: N/A Freight Class: 85 Product Weight (lbs.): 58 Cubic Feet Per Carton: 21.75 (1 per carton)</p>	Not Freestanding. Includes hardware.	6500A4	\$1134	-	-	-	-	-	-	-	-	-	-	-
		RTA 00												
		OVERALL DIMENSIONS			SEAT DIMENSIONS			BACK DIMENSIONS						
		W	D	H	W	D	H	W	H					
		98	24	16	-	-	-	-	-					
 <p>Universal Aluminum Arm w/Pad COM Yardage: N/A Freight Class: 85 Product Weight (lbs.): 3.5 Cubic Feet Per Carton: 0.5 (1 per carton)</p>	Includes hardware.	6500A8	\$170	-	-	-	-	-	-	-	-	-	-	-
		RTA 00												
		OVERALL DIMENSIONS			SEAT DIMENSIONS			BACK DIMENSIONS						
		W	D	H	W	D	H	W	H					
		2.5	10	14	-	-	-	-	-					



DESCRIPTION	FEATURES	MODEL#	STANDARD TEXTILE GRADES												
	Corner Connector Beam COM Yardage: N/A Freight Class: 85 Product Weight (lbs.): 9 Cubic Feet Per Carton: 0.07 (1 per carton)	Not Freestanding. Includes hardware.		1	2	3	4	5	6	7	8	9	10	11	12
			6500A9	\$331	-	-	-	-	-	-	-	-	-	-	-
			OVERALL DIMENSIONS			SEAT DIMENSIONS			BACK DIMENSIONS						
			W	D	H	W	D	H	W	H					
			1.75	24	3.25	-	-	-	-	-	-	-	-	-	-
			RTA 00												
	Bolt Down Kit COM Yardage: N/A Freight Class: 85 Product Weight (lbs.): 8 Cubic Feet Per Carton: 0.6 (1 per carton)	Set of 4 brackets. Includes hardware.		1	2	3	4	5	6	7	8	9	10	11	12
			6500BD	\$157	-	-	-	-	-	-	-	-	-	-	-
			OVERALL DIMENSIONS			SEAT DIMENSIONS			BACK DIMENSIONS						
			W	D	H	W	D	H	W	H					
			17.75	17.75	1	-	-	-	-	-	-	-	-	-	-
			RTA 00 FedEx												
	Power Module COM Yardage: N/A Freight Class: 85 Product Weight (lbs.): 3.2 Cubic Feet Per Carton: 0.5 (1 per carton)	Under mount, 10 ft. cord. Black only.		1	2	3	4	5	6	7	8	9	10	11	12
			6591B	\$637	-	-	-	-	-	-	-	-	-	-	-
			OVERALL DIMENSIONS			SEAT DIMENSIONS			BACK DIMENSIONS						
			W	D	H	W	D	H	W	H					
			21	21	1	-	-	-	-	-	-	-	-	-	-
			RTA 00 FedEx												
	End Table Top COM Yardage: N/A Freight Class: 85 Product Weight (lbs.): 8 Cubic Feet Per Carton: 0.6 (1 per carton)	Includes hardware. Use on beams.		1	2	3	4	5	6	7	8	9	10	11	12
			6507	\$356	-	-	-	-	-	-	-	-	-	-	-
			OVERALL DIMENSIONS			SEAT DIMENSIONS			BACK DIMENSIONS						
			W	D	H	W	D	H	W	H					
			17.75	17.75	1	-	-	-	-	-	-	-	-	-	-
			RTA 00 FedEx												

DESCRIPTION	FEATURES	MODEL#	STANDARD TEXTILE GRADES												
	Radius Corner Table Top COM Yardage: N/A Freight Class: 85 Product Weight (lbs.): 14 Cubic Feet Per Carton: 1.9 (1 per carton)	<div>Includes hardware. Use on beams.</div>		1	2	3	4	5	6	7	8	9	10	11	12
			6507-T2	\$466	-	-	-	-	-	-	-	-	-	-	-
OVERALL DIMENSIONS			SEAT DIMENSIONS			BACK DIMENSIONS									
W			D	H	W	D	H	W	H						
21			21	1	-	-	-	-	-						
RTA 00															
	Seat Unit w/Arms COM Yardage: N/A Freight Class: 250 Product Weight (lbs.): 19 Cubic Feet Per Carton: 4.88 (2 per carton)	<div>Duet Use with beams.</div>		1	2	3	4	5	6	7	8	9	10	11	12
			6690	\$448	-	-	-	-	-	-	-	-	-	-	-
OVERALL DIMENSIONS			SEAT DIMENSIONS			BACK DIMENSIONS									
W			D	H	W	D	H	W	H						
25.5			21	18	18	17.5	-	18	16						
RTA 00 <div>FedEx</div> <div>ups</div>															
	Armless Seat Unit COM Yardage: N/A Freight Class: 150 Product Weight (lbs.): 18 Cubic Feet Per Carton: 3.25 (2 per carton)	<div>Duet Use with beams.</div>		1	2	3	4	5	6	7	8	9	10	11	12
			6691	\$330	-	-	-	-	-	-	-	-	-	-	-
OVERALL DIMENSIONS			SEAT DIMENSIONS			BACK DIMENSIONS									
W			D	H	W	D	H	W	H						
18			21	18	18	17.5	-	18	16						
RTA 00 <div>FedEx</div> <div>ups</div>															
	Seat Unit w/Arms COM Yardage: 0.75 Freight Class: 250 Product Weight (lbs.): 19 Cubic Feet Per Carton: 4.88 (2 per carton)	<div>Duet Upholstered Seat. Use with beams.</div>		1	2	3	4	5	6	7	8	9	10	11	12
			6692	\$548	\$589	\$619	\$662	\$726	\$745	\$803	\$904	\$957	\$1054	\$1184	\$1346
OVERALL DIMENSIONS			SEAT DIMENSIONS			BACK DIMENSIONS									
W			D	H	W	D	H	W	H						
25.5			21	18	18	17.5	-	18	16						
RTA 00 <div>FedEx</div> <div>ups</div>															

DESCRIPTION	FEATURES	MODEL#	STANDARD TEXTILE GRADES																
	Armless Seat Unit COM Yardage: 0.75 Freight Class: 150 Product Weight (lbs.): 19 Cubic Feet Per Carton: 3.25 (2 per carton)	Duet Upholstered Seat. Use with beams.		1	2	3	4	5	6	7	8	9	10	11	12				
			6693	\$426	\$467	\$496	\$540	\$603	\$623	\$679	\$782	\$835	\$930	\$1062	\$1223				
			OVERALL DIMENSIONS			SEAT DIMENSIONS			BACK DIMENSIONS										
			W	D	H	W	D	H	W	H									
			18	21	18	18	17.5	-	18	16									
			RTA 00	FedEx		ups													
	Seat Unit w/Arms COM Yardage: 0.75 Freight Class: 150 Product Weight (lbs.): 20 Cubic Feet Per Carton: 4.88 (2 per carton)	Duet Upholstered Seat and Back. Use with beams.		1	2	3	4	5	6	7	8	9	10	11	12				
			6697	\$581	\$622	\$651	\$695	\$758	\$778	\$834	\$937	\$990	\$1085	\$1217	\$1378				
			OVERALL DIMENSIONS			SEAT DIMENSIONS			BACK DIMENSIONS										
			W	D	H	W	D	H	W	H									
			25.5	21	18	18	17.5	-	18	16									
			RTA 00	FedEx		ups													
	Armless Seat Unit COM Yardage: 0.75 Freight Class: 150 Product Weight (lbs.): 19 Cubic Feet Per Carton: 3.25 (2 per carton)	Duet Upholstered Seat and Back. Use with beams.		1	2	3	4	5	6	7	8	9	10	11	12				
			6698	\$474	\$515	\$545	\$588	\$652	\$671	\$729	\$832	\$883	\$980	\$1110	\$1272				
			OVERALL DIMENSIONS			SEAT DIMENSIONS			BACK DIMENSIONS										
			W	D	H	W	D	H	W	H									
			18	21	18	18	17.5	-	18	16									
			RTA 00	FedEx		ups													
	Armless Seat Unit COM Yardage: N/A Freight Class: 150 Product Weight (lbs.): 17 Cubic Feet Per Carton: 6.5 (2 per carton)	Popcorn Polypropylene Seat and Back. use with beam		1	2	3	4	5	6	7	8	9	10	11	12				
			6717	374	-	-	-	-	-	-	-	-	-	-	-				
			OVERALL DIMENSIONS			SEAT DIMENSIONS			BACK DIMENSIONS										
			W	D	H	W	D	H	W	H									
			20	21	18	18	18	-	19.5	16									
			RTA 00																
	Armless Seat Unit COM Yardage: 0.75 Freight Class: 150 Product Weight (lbs.): 18 Cubic Feet Per Carton: 6.5 (2 per carton)	Popcorn Upholstered Seat and Polypropylene Back. Use with beam.		1	2	3	4	5	6	7	8	9	10	11	12				
			6719	488	524	548	582	633	656	705	777	833	897	1024	1164				
			OVERALL DIMENSIONS			SEAT DIMENSIONS			BACK DIMENSIONS										
			W	D	H	W	D	H	W	H									
			20	21	18	18	18	-	19.5	16									
			RTA 00																

DESCRIPTION	FEATURES	MODEL#	STANDARD TEXTILE GRADES												
	Seat Unit w/Arms COM Yardage: 1.25 Freight Class: 300 Product Weight (lbs.): 20 Cubic Feet Per Carton: 9.75	Sidero Upholstered Seat and Back. Use with beam.		1	2	3	4	5	6	7	8	9	10	11	12
			6930	770	823	864	925	1008	1048	1125	1247	1342	1447	1663	1890
			OVERALL DIMENSIONS			SEAT DIMENSIONS			BACK DIMENSIONS						
			W	D	H	W	D	H	W	H					
			25.5	23.5	19	19.5	18	-	19	15.5					
			RTA 00												
	Armless Seat Unit COM Yardage: 1.25 Freight Class: 300 Product Weight (lbs.): 18 Cubic Feet Per Carton: 9.75	Sidero Upholstered Seat and Back. Use with beam.		1	2	3	4	5	6	7	8	9	10	11	12
			6931	705	758	799	860	943	983	1060	1182	1277	1382	1598	1825
			OVERALL DIMENSIONS			SEAT DIMENSIONS			BACK DIMENSIONS						
			W	D	H	W	D	H	W	H					
			21	23.5	19	19.5	18	-	19	15.5					
			RTA 00												
	Armless Seat Unit COM Yardage: N/A Freight Class: 250 Product Weight (lbs.): 12 Cubic Feet Per Carton: 3.25 (2 per carton)	Sonic Polypropylene Seat and Back. Use with Beam.		1	2	3	4	5	6	7	8	9	10	11	12
			6501	\$466	-	-	-	-	-	-	-	-	-	-	-
			OVERALL DIMENSIONS			SEAT DIMENSIONS			BACK DIMENSIONS						
			W	D	H	W	D	H	W	H					
			20	21.5	17	17	16	-	17	15					
			RTA 00 FedEx ups												
	Armless Seat Unit COM Yardage: 0.75 Freight Class: 250 Product Weight (lbs.): 12 Cubic Feet Per Carton: 3.25 (2 per carton)	Sonic Upholstered Seat and Polypropylene Back. Use with Beam.		1	2	3	4	5	6	7	8	9	10	11	12
			6502	\$525	\$558	\$578	\$614	\$665	\$680	\$724	\$805	\$845	\$920	\$1023	\$1154
			OVERALL DIMENSIONS			SEAT DIMENSIONS			BACK DIMENSIONS						
			W	D	H	W	D	H	W	H					
			20	22	17	17	16	-	17	15					
			RTA 00 FedEx ups												
	Armless Seat Unit COM Yardage: 0.75 Freight Class: 150 Product Weight (lbs.): 13 Cubic Feet Per Carton: 3.25 (2 per carton)	Sonic Upholstered Seat and Back. Use with Beam.		1	2	3	4	5	6	7	8	9	10	11	12
			6503	\$581	\$612	\$634	\$670	\$719	\$737	\$778	\$861	\$901	\$976	\$1082	\$1208
			OVERALL DIMENSIONS			SEAT DIMENSIONS			BACK DIMENSIONS						
			W	D	H	W	D	H	W	H					
			20	22	17	17	16	-	17	15					
			RTA 00 FedEx ups												

DESCRIPTION	FEATURES	MODEL#	STANDARD TEXTILE GRADES											
	Seat Unit w/Arms COM Yardage: N/A Freight Class: 150 Product Weight (lbs.): 13 Cubic Feet Per Carton: 3.25 (2 per carton)	Sonic Polypropylene Seat. Use with Beam.												
			OVERALL DIMENSIONS			SEAT DIMENSIONS			BACK DIMENSIONS					
			W	D	H	W	D	H	W	H				
			23	21.5	17	17	16	-	17	15				
			RTA 00	FedEx		ups								
	Seat Unit w/Arms COM Yardage: 0.75 Freight Class: 22 Product Weight (lbs.): 13 Cubic Feet Per Carton: 3.25 (2 per carton)	Sonic Upholstered Seat. Use with Beam.												
			OVERALL DIMENSIONS			SEAT DIMENSIONS			BACK DIMENSIONS					
			W	D	H	W	D	H	W	H				
			23	22	17	17	16	-	17	15				
			RTA 00	FedEx		ups								
	Seat Unit w/Arms COM Yardage: 0.75 Freight Class: 150 Product Weight (lbs.): 14 Cubic Feet Per Carton: 3.25 (2 per carton)	Sonic Upholstered Seat and Back Use with Beam.												
			OVERALL DIMENSIONS			SEAT DIMENSIONS			BACK DIMENSIONS					
			W	D	H	W	D	H	W	H				
			23	22	17	17	16	-	17	15				
			RTA 00	FedEx		ups								
	Armless Seat Unit COM Yardage: 1 Freight Class: 250 Product Weight (lbs.): 20 Cubic Feet Per Carton: 7.25	Vion Upholstered Seat and Mesh Back. Use with beam.												
			OVERALL DIMENSIONS			SEAT DIMENSIONS			BACK DIMENSIONS					
			W	D	H	W	D	H	W	H				
			21	23.5	20.5	17.5	18	-	19	17				
			RTA 00											
	Armless Seat Unit COM Yardage: 1 Freight Class: 250 Product Weight (lbs.): 20 Cubic Feet Per Carton: 7.25	Vion Upholstered Seat and Back. Use with beam.												
			OVERALL DIMENSIONS			SEAT DIMENSIONS			BACK DIMENSIONS					
			W	D	H	W	D	H	W	H				
			21	23.5	20.5	17.5	18	-	19	17				
			RTA 00											

DESCRIPTION	FEATURES	MODEL#	STANDARD TEXTILE GRADES												
	Seat Unit w/Arms COM Yardage: 1 Freight Class: 250 Product Weight (lbs.): 21 Cubic Feet Per Carton: 9.75	Vion Upholstered Seat and Mesh Back. Use with beam.		1	2	3	4	5	6	7	8	9	10	11	12
			6342	\$820	\$863	\$896	\$944	\$1010	\$1041	\$1104	\$1201	\$1275	\$1360	\$1533	\$1717
			OVERALL DIMENSIONS			SEAT DIMENSIONS			BACK DIMENSIONS						
			W	D	H	W	D	H	W	H					
			25.5	23.5	20.5	17.5	18	-	19	17					
			RTA 00												
	Seat Unit w/Arms COM Yardage: 1 Freight Class: 250 Product Weight (lbs.): 21 Cubic Feet Per Carton: 9.75	Vion Upholstered Seat and Back. Use with beam.		1	2	3	4	5	6	7	8	9	10	11	12
			6343	\$949	\$1001	\$1042	\$1101	\$1186	\$1224	\$1302	\$1423	\$1517	\$1623	\$1839	\$2068
			OVERALL DIMENSIONS			SEAT DIMENSIONS			BACK DIMENSIONS						
			W	D	H	W	D	H	W	H					
			25.5	23.5	20.5	17.5	18	-	19	17					
			RTA 00												

CAPRICE™



model 3365 (TUN)



model 3365C (TUN)

STANDARD FEATURES

- Modern light scale guest seating.
- Durable molded armcaps in Black Only.
- Frame is standard in a Tungsten colored finish (TUN).
- Standard with Black “bullet style” glides.
- Non-castered models can be joined together using ganging clamp model 6522.
- C1 dual wheel carpet casters are standard on models 3365C.
- Does not stack.
- Check textile availability prior to specifying upholstery material.

Frame finish

- (TBL) Black
- (TCC) Cactus
- (TDJ) Dijon
- (TEG) Eggplant
- (TFR) Frost
- (TIV) Cloud
- (TLA) Latte
- (TNE) Nevada
- (TSN) Sand
- (TTU) Tungsten
- (BCH) Brushed Chrome. Add \$240
- (CHM) Chrome. Upcharge varies. Please Specify.
- (TBZ) Buzz Blue
- (TCR) Carrot
- (TDW) Designer White
- (TFO) Fog
- (TIN) Ink
- (TKA) Kalua
- (TOA) Toast
- (TSH) Shadow
- (TSR) Scarlet
- A Chrome (CHM) finish is also available. Add \$86 for side chairs. Add \$143 for counter and bar stools.

OPTIONAL FEATURES

- Optional steel cushioned glides (B) are available. Add \$33. Please specify.
- For hard surface flooring casters, specify C9R. Add \$76.

DESCRIPTION

FEATURES

MODEL#

STANDARD TEXTILE GRADES



Armchair 4 Legged
COM Yardage: 1.25
Freight Class: 300
Product Weight (lbs.): 22
Cubic Feet Per Carton: 14.5

Does not stack.

	1	2	3	4	5	6	7	8	9	10	11	12
3365	\$939	\$989	\$1031	\$1087	\$1165	\$1196	\$1269	\$1402	\$1468	\$1589	\$1758	\$1967

OVERALL DIMENSIONS

W D H

SEAT DIMENSIONS

W D H

BACK DIMENSIONS

W H

25	24	31.5	19.5	19.5	18.5	18	13
----	----	------	------	------	------	----	----

RTA 00



Armchair 4 Legged w/casters
COM Yardage: 1.25
Freight Class: 300
Product Weight (lbs.): 23
Cubic Feet Per Carton: 14.5

Does not stack.

	1	2	3	4	5	6	7	8	9	10	11	12
3365C	\$1092	\$1143	\$1183	\$1242	\$1319	\$1351	\$1424	\$1560	\$1625	\$1752	\$1923	\$2138

OVERALL DIMENSIONS

W D H

SEAT DIMENSIONS

W D H

BACK DIMENSIONS

W H

25	23.5	32.5	19.5	18.5	18	18	14.5
----	------	------	------	------	----	----	------

RTA 00



Barstool - 4 Legged
COM Yardage: 1.25
Freight Class: 300
Product Weight (lbs.): 32
Cubic Feet Per Carton: 20

Does not stack.

	1	2	3	4	5	6	7	8	9	10	11	12
3369	\$1187	\$1238	\$1278	\$1337	\$1417	\$1447	\$1519	\$1655	\$1719	\$1847	\$2017	\$2233

OVERALL DIMENSIONS

W D H

SEAT DIMENSIONS

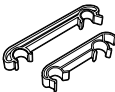
W D H

BACK DIMENSIONS

W H

25	26.5	45.5	19.5	19.5	30.5	18	13
----	------	------	------	------	------	----	----

RTA 00

DESCRIPTION	FEATURES	MODEL#	STANDARD TEXTILE GRADES											
			1	2	3	4	5	6	7	8	9	10	11	12
		6522	\$37	-	-	-	-	-	-	-	-	-	-	-
Ganging Brackets COM Yardage: N/A Freight Class: 70 Product Weight (lbs.): 0.16 Cubic Feet Per Carton: 1 (25 per Carton)		OVERALL DIMENSIONS			SEAT DIMENSIONS			BACK DIMENSIONS						
		W	D	H	W	D	H	W	H					
		00.87	7.75	1.5	-	-	-	-	-					
		RTA 00												

CHAP™



Wood Back Armchair
model 1010



Upholstered Back Armchair
model 1015



Upholstered Round Back
Armchair model 1004



Wood Round Back Armchair
model 1005




Underseat panel (USP)






STANDARD FEATURES

- Chap offers mid-century modern styling in a finely crafted beechwood armchair series.
- Straight and round back models have upholstered seats with upholstered or open wood frame backs.
- Straight back models are available with exposed wood or upholstered front seat rails
- For reorders of discontinued models 1002 and 1003, use models 1004 and 1005 with 18" reduced seat depth.
- Custom stain matching is not available on models 1004 and 1005.
- Chairs are standard with a black liner under seat cushion. An underseat panel (USP) is available which conceals seat structure. It is covered with a coated textile and secured with tamperproof fasteners.
- For graded pricing, select model base price. Add graded textile upcharges for seat or for upholstered back models, both seat and back.
- The Blended Textile matrix does not apply to this series.
- Upholstery options include fabric, coated textiles and leather.
- Chap series is covered under Global's Limited Lifetime warranty, for single shift use.
- For multi-shift environments, and coverage under Globalcare's 24/7 warranty, Ultracell foam - 24/7 warranty (UC) must be selected.
- Textiles with a minimum of 100,000 double rubs must be specified to meet Global's 24/7 warranty coverage. For healthcare textiles, visit the website at globalfurnituregroup.com.
- Does not stack.
- Custom stain matching is not available on round back models.

Please add option codes in the following order:

- **Model number**
Specify model number
- **Back textile**
Specify textile code
- **Seat textile**
Specify textile code
- **Frame finish** (Round back models)
1004 and 1005 available in select finishes (*).
(AAM) Absolute*
(BKM) Black*
(ACM) Cherry*
(EOM) English Oak
(ECM) Espresso Cafe*
(TFM) Fruitwood
(HGM) Gray
(AHM) Honey
(TMM) Mahogany*
(AVM) Maple
(MWM) Medium Walnut*
(NLW) Natural Walnut
(ASM) Night*
(NBM) Noce Biondo
(NGM) Noce Grigio
(NEM) Noce Leggero
(NMM) Noce Medio*
(SKM) Shaker Cherry*
(TWM) Walnut*
(WTM) WC Cream*
(WHM) White*
(WCM) Winter Cherry
- **Glides**
(XG) No Glide for Carpeted Surfaces.
(NM) White Non-marking Nylon Glide for most floor surfaces.
(SG) Steel Cushioned Glide for carpeted surfaces. Add \$36
(FG) Felt Glide for most hard floor surfaces. Add \$36
(RG) Rubber Non-slip Glide for most hard floor surfaces. Add \$36
- **Sealed Seams** (on approved coated textiles)
(NS) No sealed seams
(SSS) Sealed seat seams. Add \$67
- **Moisture barrier** (seat only, not available with sealed seams)
(NB) No moisture barrier. No upcharge
(MB) Moisture barrier. Add \$113.
- **Seat foam**
(SF) Standard foam
(UC) Ultracell foam - 24/7 warranty
- **Seat underside**
(USL) Under seat liner
(USP) Under seat panel. Add \$84

DESCRIPTION	FEATURES	MODEL#	STANDARD TEXTILE GRADES																					
		1/COM	2	3	4	5	6	7	8	9	10	11	12											
	<p>Does not stack.</p> <p>Active weight 350 lbs.</p> <p>Ergonomic Features</p> <p>M, N</p>	1010	\$1379	\$1413	\$1440	\$1479	\$1534	\$1557	\$1604	\$1679	\$1735	\$1796	\$1924	\$2058										
		OVERALL DIMENSIONS			SEAT DIMENSIONS			BACK DIMENSIONS																
		W	D	H	W	D	H	W	H															
25.5			25			31			21			20			18			20.5			13.5			
RTA 00																								

DESCRIPTION		FEATURES		MODEL#	STANDARD TEXTILE GRADES														
	1011 Base Price: Seat upcharge: Back upcharge: Upholstered Back Armchair w/ Upholstered Seat Front COM Yardage: Back: .75; Seat: .75 Freight Class: 250 Product Weight (lbs.): 33 Cubic Feet Per Carton: 15.75 Does not stack. Active weight 350 lbs. Ergonomic Features M, N		1/COM	2	3	4	5	6	7	8	9	10	11	12					
			OVERALL DIMENSIONS			SEAT DIMENSIONS			BACK DIMENSIONS										
			W	D	H	W	D	H	W	H									
			25.5	25	31.5	21	20	18	20.5	13.5									
			RTA 00																
		1014 Base Price: Seat upcharge: Back upcharge: Wood Back Armchair w/ Wood Front Rail COM Yardage: 1 Freight Class: 250 Product Weight (lbs.): 33 Cubic Feet Per Carton: 15.75 Does not stack. Active weight 350 lbs. Ergonomic Features M, N		1/COM	2	3	4	5	6	7	8				9	10	11	12	
				OVERALL DIMENSIONS			SEAT DIMENSIONS			BACK DIMENSIONS									
				W	D	H	W	D	H	W	H								
				25.5	25	31	21	20	18	20.5	13.5								
				RTA 00															
	1015 Base Price: Seat upcharge: Back upcharge: Upholstered Back Armchair w/ Wood Front Rail COM Yardage: Back: .75; Seat: .75 Freight Class: 250 Product Weight (lbs.): 33 Cubic Feet Per Carton: 15.75 Does not stack. Active weight 350 lbs. Ergonomic Features M, N			1/COM	2	3	4	5	6	7	8	9	10	11				12	
				OVERALL DIMENSIONS			SEAT DIMENSIONS			BACK DIMENSIONS									
				W	D	H	W	D	H	W	H								
			25.5	25	31.5	21	20	18	20.5	13.5									
			RTA 00																
		1004 Base Price: Seat upcharge: Back upcharge: Upholstered Roundback Armchair w/ Upholstered Seat Front COM Yardage: Back: .75 ; Seat: .75 Freight Class: 300 Product Weight (lbs.): 26 Cubic Feet Per Carton: 13.25 Does not stack. Active weight 350 lbs. Ergonomic Features M, N		1/COM	2	3	4	5	6	7	8	9				10	11	12	
				OVERALL DIMENSIONS			SEAT DIMENSIONS			BACK DIMENSIONS									
				W	D	H	W	D	H	W	H								
				24.5	22.5	30	22	18	18	20	12.5								
				RTA 00															
	1005 Base Price: Seat upcharge: Back upcharge: Round Wood Back Armchair w/ Upholstered Seat Front COM Yardage: 1 Freight Class: 300 Product Weight (lbs.): 25 Cubic Feet Per Carton: 13.25 Does not stack. Active weight 350 lbs. Ergonomic Features M, N			1/COM	2	3	4	5	6	7	8	9	10	11	12				
				OVERALL DIMENSIONS			SEAT DIMENSIONS			BACK DIMENSIONS									
				W	D	H	W	D	H	W	H								
			24.5	22.5	30	22	18	18	20	12.5									
			RTA 00																

COMET™



model 2171 (BK) model 2172 (TUN)



model 2174 (TUN) model 2183 (BK)

STANDARD FEATURES

- Reinforced models incorporate welded corner gussets for additional strength and support.
- Heavy Duty models 2173 and 2174 use Ultracell seat foam for lasting comfort.
- Models 2171 and 2172 stack 5 high on floor or 8 high on dolly 2125WS for easy storage.
- **WS** models have a wall saver frame design.
- Models with corner gussets are not recommended for stacking due to their heavy duty design.
- Stacked chairs may leave frame impressions in chair(s) below.
- Two ganging plates are packed at no charge with each table to attach to two chairs only. Order separately for additional chair-to-chair ganging.
- All Specifications and Pricing are for 1 chair.

OPTIONAL FEATURES

- Optional steel cushioned glides (**B**) are available on models 2171, 2172, 2173, 2174, 2183, and 2184. Add \$36. Please specify.
- **Frame finish**
Please Specify.
(**TBL**) Black (**TBZ**) Buzz Blue
(**TCC**) Cactus (**TCR**) Carrot
(**TDJ**) Dijon (**TDW**) Designer White
(**TEG**) Eggplant (**TFO**) Fog
(**TFR**) Frost (**TIN**) Ink
(**TIV**) Cloud (**TKA**) Kalua
(**TLA**) Latte (**TMO**) Mocha
(**TOA**) Toast (**TNE**) Nevada
(**TSH**) Shadow (**TSN**) Sand
(**TSR**) Scarlet (**TTU**) Tungsten
Plated finish - Add \$36:
(**CHM**) Chrome
- Check textile availability prior to specifying upholstery material.

DESCRIPTION

FEATURES

MODEL#

STANDARD TEXTILE GRADES

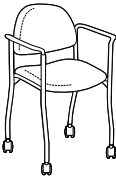


Nesting Chair
COM Yardage: 1
Freight Class: 250
Product Weight (lbs.):15.33
Cubic Feet Per Carton: 3.92 (3 per carton)

Stacks 5 high on floor.
Stacks 8 high on dolly.
Ergonomic Features:
M, N

	1	2	3	4	5	6	7	8	9	10	11	12
2171WS	\$435	\$481	\$509	\$557	\$623	\$643	\$703	\$810	\$863	\$966	\$1103	\$1275

OVERALL DIMENSIONS			SEAT DIMENSIONS			BACK DIMENSIONS	
W	D	H	W	D	H	W	H
23	23	32.5	18	17	18.5	17.5	15



Reinforced Armchair w/casters
COM Yardage: 1
Freight Class: 250
Product Weight (lbs.): 46
Cubic Feet Per Carton:11.75 (1 per carton)

Does not stack.

Ergonomic Features:
M, N

	1	2	3	4	5	6	7	8	9	10	11	12
2171C	\$567	\$608	\$637	\$679	\$742	\$765	\$818	\$921	\$966	\$1064	\$1190	\$1352

OVERALL DIMENSIONS			SEAT DIMENSIONS			BACK DIMENSIONS	
W	D	H	W	D	H	W	H
23	22	32.5	18	17.5	18.5	17	14



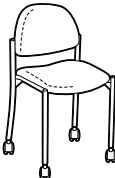



Armless Stacking Chair
COM Yardage: 1
Freight Class: 250
Product Weight (lbs.):14.33
Cubic Feet Per Carton:3.83 (3 per carton)

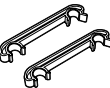

Stacks 5 high on floor.
Ergonomic Features:
M, N

	1	2	3	4	5	6	7	8	9	10	11	12
2172WS	\$345	\$391	\$419	\$467	\$530	\$554	\$615	\$722	\$773	\$876	\$1013	\$1182

OVERALL DIMENSIONS			SEAT DIMENSIONS			BACK DIMENSIONS	
W	D	H	W	D	H	W	H
19	23	32.5	18	17.5	18.5	17.5	14



DESCRIPTION	FEATURES	MODEL#	STANDARD TEXTILE GRADES													
	Reinforced Armless Chair w/casters COM Yardage: 1 Freight Class: 250 Product Weight (lbs.): 14.33 Cubic Feet Per Carton: 4.5 (3 per carton)			1	2	3	4	5	6	7	8	9	10	11	12	
				2172C	\$467	\$507	\$535	\$579	\$636	\$661	\$714	\$818	\$866	\$960	\$1089	\$1248
				OVERALL DIMENSIONS			SEAT DIMENSIONS			BACK DIMENSIONS						
				W	D	H	W	D	H	W	H					
				19	22	32.5	17.5	17.5	14	17	15					
		RTA 00	FedEx		ups											
	Reinforced Armchair COM Yardage: 1 Freight Class: 250 Product Weight (lbs.):15.33 Cubic Feet Per Carton: 3.92 (3 per carton)			1	2	3	4	5	6	7	8	9	10	11	12	
				2173WS	\$591	\$634	\$665	\$712	\$776	\$800	\$858	\$966	\$1019	\$1121	\$1258	\$1428
				OVERALL DIMENSIONS			SEAT DIMENSIONS			BACK DIMENSIONS						
				W	D	H	W	D	H	W	H					
				23	23	32.5	18	17.5	18.5	17.5	14					
		RTA 00	FedEx		ups											
	Reinforced Armless Chair COM Yardage: 1 Freight Class: 250 Product Weight (lbs.):14.33 Cubic Feet Per Carton: 3.83 (3 per carton)			1	2	3	4	5	6	7	8	9	10	11	12	
				2174WS	\$493	\$536	\$567	\$615	\$678	\$702	\$763	\$870	\$921	\$1024	\$1161	\$1330
				OVERALL DIMENSIONS			SEAT DIMENSIONS			BACK DIMENSIONS						
				W	D	H	W	D	H	W	H					
				19	23	32.5	18	17	18.5	17.5	13.5					
		RTA 00	FedEx		ups											
	Ganging Plate COM Yardage: N/A Freight Class: 70 Product Weight (lbs.): 2.1 Cubic Feet Per Carton: 0.1			1	2	3	4	5	6	7	8	9	10	11	12	
				2176	\$91	-	-	-	-	-	-	-	-	-	-	
				OVERALL DIMENSIONS			SEAT DIMENSIONS			BACK DIMENSIONS						
				W	D	H	W	D	H	W	H					
				13.25	4.75	00.06	-	-	-	-	-					
		RTA 00	FedEx		ups											

DESCRIPTION		FEATURES	MODEL#	STANDARD TEXTILE GRADES											
				1	2	3	4	5	6	7	8	9	10	11	12
			2180	\$37	-	-	-	-	-	-	-	-	-	-	-
		Reinforced Armchair Square Back COM Yardage: N/A Freight Class: 70 Product Weight (lbs.): 0.2 Cubic Feet Per Carton: 0.04	OVERALL DIMENSIONS			SEAT DIMENSIONS			BACK DIMENSIONS						
				W	D	H	W	D	H	W	H				
			00.87	7.75	1.5	-	-	-	-	-					
			RTA 00	FedEx		ups									

	1	2	3	4	5	6	7	8	9	10	11	12			
2183	\$452	\$495	\$523	\$569	\$633	\$660	\$712	\$823	\$874	\$974	\$1107	\$1276			
				OVERALL DIMENSIONS			SEAT DIMENSIONS			BACK DIMENSIONS					
				W	D	H	W	D	H	W	H				
				23	20	32	18	17.5	18.5	18	13.5				
			RTA 00	FedEx		ups									

	1	2	3	4	5	6	7	8	9	10	11	12			
2184	\$356	\$397	\$427	\$473	\$537	\$560	\$618	\$723	\$773	\$873	\$1007	\$1175			
				OVERALL DIMENSIONS			SEAT DIMENSIONS			BACK DIMENSIONS					
				W	D	H	W	D	H	W	H				
				19.5	20	32	18	17.5	18.5	18	13.5				
			RTA 00	FedEx		ups									

DIPLOMAT






model 2105

STANDARD FEATURES

- A contoured seat and back are accented by wood arms providing comfort and classic styling.
- Models 2105 and 2108 can be joined together using model 6526 ganging clamp.
- Does not stack.
- When upholstered in Leather, models will be in all Leather.
- Check textile availability prior to specifying upholstery material.

OPTIONAL FEATURES

- Frames are standard in a Black (**TBL**), Tungsten (**TTU**), or (**TSH**) Shadow frame finish at no upcharge and Chrome (**CHM**) frame finish, please add \$68.
- Wood capped arms are available in Absolute (**AAM**), Black (**BKM**), Cherry (**ACM**), Espresso Cafe (**ECM**), English Oak (**EOM**), Fruitwood (**TFM**), Gray (**HGM**), Honey (**AHM**), Mahogany (**TMM**), Maple (**AVM**), Medium Walnut (**MWM**), Natural Walnut (**NLW**), Night (**ASM**), Noce Biondo (**NBM**), Noce Grigio (**NGM**), Noce Leggero (**NEM**), Noce Medio (**NMM**), Shaker Cherry (**SKM**), Walnut (**TWM**), WC Cream (**WTM**), White (**WHM**) and Winter Cherry (**WCM**). Please Specify. Genuine maple faced veneers and solids are used.
- Optional steel cushioned glides (**B**) on model 2105. Add \$33. Please specify.

DESCRIPTION	FEATURES	MODEL#	STANDARD TEXTILE GRADES											
	Armchair Wood caps arms COM Yardage: 1.25 Freight Class: 250 Product Weight (lbs.): 25 Cubic Feet Per Carton: 11.75	2105	1	2	3	4	5	6	7	8	9	10	11	12
			\$798	\$848	\$886	\$939	\$1018	\$1046	\$1112	\$1244	\$1307	\$1425	\$1592	\$1794
			OVERALL DIMENSIONS			SEAT DIMENSIONS			BACK DIMENSIONS					
			W	D	H	W	D	H	W	H				
			24	22	34.5	20.5	17	18.5	20.5	16				
	Does not stack.		RTA 00			FedEx			ups					
	Armless Side Chair COM Yardage: 1.25 Freight Class: 300 Product Weight (lbs.): 22 Cubic Feet Per Carton: 11.75	2108	1	2	3	4	5	6	7	8	9	10	11	12
			\$566	\$616	\$655	\$714	\$794	\$825	\$898	\$1034	\$1100	\$1226	\$1397	\$1612
			OVERALL DIMENSIONS			SEAT DIMENSIONS			BACK DIMENSIONS					
			W	D	H	W	D	H	W	H				
			21.5	22	34.5	20.5	17	18.5	20.5	16				
	Does not stack.		RTA 00											
	Armless Barstool COM Yardage: 1.25 Freight Class: 250 Product Weight (lbs.): 30 Cubic Feet Per Carton: 14.75	2109	1	2	3	4	5	6	7	8	9	10	11	12
			\$816	\$866	\$907	\$964	\$1046	\$1075	\$1149	\$1285	\$1349	\$1476	\$1647	\$1861
			OVERALL DIMENSIONS			SEAT DIMENSIONS			BACK DIMENSIONS					
			W	D	H	W	D	H	W	H				
			21	23.5	44.5	20	17	28	20.5	17.5				
	Does not stack.		RTA 00											

DUET™



model 6620



model 6621G



model 6627



model 6623TR



model 6632



model 6721PB



model 6720



model 6692 (2 units) on 6500S2 (Beam)

STANDARD FEATURES


- Unique high density seating that is both comfortable and durable.
- Tablet arms are extremely rugged and meets ANSI-BIFMA testing requirements. Tablet hinges up to allow ease of egress. Tablet slides forward and back to accommodate any body size comfortably. Tablet models do not stack.
- Standard tablet (**D8**) size is 18"D x 14 1/2"W and is made of black polymer. Tablets are attached at the left or right (as seated). Tablet arms are not available on stools. Tablet models do not stack.
- All sled-base models have a wall saver frame design with rear legs contacting the wall first leaving clearance between the seat back and wall.
- Armless "G" models feature a patented interlocking feature that allows chairs to be ganged together in rows.
- Model 6626 ganging clamp set is available for use on all armchairs and standard armless models. These brackets snap on the front and rear of the sled base allowing these models to connect together in rows. In Black finish only.
- Clear polycarbonate glides (**CG**) are standard and suitable for carpet, rubber or concrete flooring.
- Weight capacity for this series is 300 lbs.
- Dual wheel carpet casters (**C1**) are standard on task chairs.
- Duet beam seating consists of upper seat units (models 6690, 6691, 6692, 6693, 6697 and 6698) including mounting brackets and all hardware necessary for attachment to beam.
- For all beam components, tables and a complete list of available upper seat units, see Beam Seating series.
- **Specifications and pricing are for 1 chair.**
- Pedestal base models provide fixed location seating for use in auditoriums, classrooms, jury boxes, public venues and more. The base must be mounted to the floor (mounting hardware not included). See Pedestal Base Installation Guide for details.
- Check textile availability prior to specifying upholstery material.


OPTIONAL FEATURES


- Polypropylene seats, backs and coordinating arms are available in 14 designer colors. Choose from Buzz Blue (**BZB**), Cactus (**CCT**), Carrot (**CR0**), Cloud (**IVC**), Dijon (**DJN**), Eggplant (**EGP**), Fog (**FOG**), Frost (**FRO**), Ink (**INK**), Latte (**LAB**), Night (**BLK**), Sand (**SND**), Scarlet (**SAR**), and Shadow (**SHW**).
- An optional 18.5"D x 18.5"W high pressure laminate writing tablet is available. The core is hardwood veneer plywood with radiused edge finished in clear lacquer. This writing tablet is offered in the following finishes: Black (**BLK**), Clear Maple (**CMB**), Designer White (**DWT**) and Noce Grigio (**NGL**). Please specify. Add \$68.
- Chairs will have additional stitch details when upholstered in vinyl.
- A selection of glide options is available. Glide must be chosen to best suit flooring type and site conditions.
- Chrome frame is optionally available without glides (**WS**) and is suitable for rubberized and carpeted floors, please specify. No upcharge
- Glides with felt pads (**FG**) are available for vinyl sheet, cork or laminate flooring, please specify. Add \$36
- Glides with rubber pads (**RG**) are available for vinyl, hardwood, laminate, stone or ceramic flooring, please specify. Add \$36.
- Glides with stainless steel pads (**SG**) are available for carpet or rubber flooring, please specify. Add \$36.
- For task base models, hard surface flooring casters are available. Specify (**C9R**). Add \$76.
- Pedestal base models have black base with 2" height adjustable cylinders. Specify (**SH**) swivel, auto return to max height (no upcharge); (**SN**) non-swivel, auto return to max height (Add \$23); or, (**SC**) swivel, self-centering and return to max height (add \$35).


	Duet Chairs Stacking Capability		Duet Stools Stacking Capability	
	Stacking on floor	Stacking on dolly #6624	Stacking on floor	Stacking on dolly
Armless				
Polypropylene seat & back	up to 12 high	up to 40* high	up to 12 high	N/A
Polypropylene back & upholstered seat	up to 5 high	up to 12 high	up to 5 high	N/A
Upholstered seat & back	up to 5 high	up to 12 high	up to 5 high	N/A
With Arms				
Polypropylene seat & back	up to 5 high	up to 24 high	up to 5 high	N/A
Polypropylene back & upholstered seat	up to 5 high	up to 12 high	up to 5 high	N/A
Upholstered seat & back	up to 5 high	up to 12 high	up to 5 high	N/A


* THROUGH 80" DOORWAY, STACKS 36 HIGH






DESCRIPTION		FEATURES	MODEL#	STANDARD TEXTILE GRADES														
		<p>ArmChair COM Yardage: N/A Freight Class: 150 Product Weight (lbs.):19 Cubic Feet Per Carton: 4.63 (4 per carton)</p>			1	2	3	4	5	6	7	8	9	10	11	12		
				6620	\$389	-	-	-	-	-	-	-	-	-	-	-		
				OVERALL DIMENSIONS			SEAT DIMENSIONS			BACK DIMENSIONS								
				W	D	H	W	D	H	W	H							
				25.5	22.75	33.25		18	17.5	16.5		18	16					
				RTA 00														

 6621		<p>Armless Chair COM Yardage: N/A Freight Class: 150 Product Weight (lbs.): 20.5 Cubic Feet Per Carton: 3.5(4 per carton)</p>			1	2	3	4	5	6	7	8	9	10	11	12		
				6621	\$276	-	-	-	-	-	-	-	-	-	-	-		
				6621G	\$293	-	-	-	-	-	-	-	-	-	-	-		
				Ganging														
				OVERALL DIMENSIONS			SEAT DIMENSIONS			BACK DIMENSIONS								
				W	D	H	W	D	H	W	H							
				20.75	22.75	33.25		18	17.5	17		18	16					
				RTA 00														
				FedEx ups														

		<p>Armless Chair w/Back pack rack COM Yardage: N/A Freight Class: 250 Product Weight (lbs.): 25 Cubic Feet Per Carton: 11.25 (1 per carton)</p>			1	2	3	4	5	6	7	8	9	10	11	12		
				6621P	\$459	-	-	-	-	-	-	-	-	-	-	-		
				OVERALL DIMENSIONS			SEAT DIMENSIONS			BACK DIMENSIONS								
				W	D	H	W	D	H	W	H							
				20.75	22.75	33.25		18	17.5	16.5		18	16					
				RTA 00														
				FedEx ups														



		<p>Armchair COM Yardage: 0.75 Freight Class: 150 Product Weight (lbs.): 25 Cubic Feet Per Carton: 5.56 (4 per carton)</p>			1	2	3	4	5	6	7	8	9	10	11	12		
				6622	\$503	\$544	\$574	\$617	\$680	\$701	\$756	\$861	\$912	\$1007	\$1139	\$1301		
				OVERALL DIMENSIONS			SEAT DIMENSIONS			BACK DIMENSIONS								
				W	D	H	W	D	H	W	H							
				25.5	23	33.25		18	17.5	17		18	16					
				RTA 00														

 6623		<p>Armless Chair COM Yardage: 0.75 Freight Class: 150 Product Weight (lbs.): 21 Cubic Feet Per Carton: 4.63 (4 per carton)</p>			1	2	3	4	5	6	7	8	9	10	11	12		
				6623	\$382	\$423	\$453	\$496	\$559	\$580	\$635	\$740	\$791	\$886	\$1018	\$1180		
				6623G	\$411	\$452	\$482	\$525	\$588	\$609	\$664	\$769	\$820	\$915	\$1047	\$1209		
				Ganging														
				OVERALL DIMENSIONS			SEAT DIMENSIONS			BACK DIMENSIONS								
				W	D	H	W	D	H	W	H							
				20.5	23	33.25		18	17.5	17		18	16					
				RTA 00														






DESCRIPTION	FEATURES	MODEL#	STANDARD TEXTILE GRADES												
	Armless Chair w/Back pack rack COM Yardage: 0.75 Freight Class: 250 Product Weight (lbs.): 28 Cubic Feet Per Carton: 11.25 (1 per carton)			1	2	3	4	5	6	7	8	9	10	11	12
			6623P	\$569	\$612	\$643	\$689	\$754	\$778	\$836	\$943	\$996	\$1099	\$1234	\$1406
			OVERALL DIMENSIONS			SEAT DIMENSIONS			BACK DIMENSIONS						
			W	D	H	W	D	H	W	H					
			20.5	23	33.25	18	17.5	17	18	16					
			RTA 00												
	Armless Chair w/Tablet COM Yardage: 1 Freight Class: 250 Product Weight (lbs.): 29 Cubic Feet Per Carton: 16 (2 per carton)			1	2	3	4	5	6	7	8	9	10	11	12
			6623TR 6623TL	\$801	\$848	\$880	\$928	\$997	\$1021	\$1083	\$1199	\$1256	\$1364	\$1512	\$1697
			OVERALL DIMENSIONS			SEAT DIMENSIONS			BACK DIMENSIONS						
			W	D	H	W	D	H	W	H					
			24.5	27.75	33.25	18	17.5	17	18	15.5					
			RTA 00												
	Dolly COM Yardage: N/A Freight Class: 150 Product Weight (lbs.): 40 Cubic Feet Per Carton: 9.5 (1 per carton)			1	2	3	4	5	6	7	8	9	10	11	12
			6624	\$815	-	-	-	-	-	-	-	-	-	-	-
			OVERALL DIMENSIONS			SEAT DIMENSIONS			BACK DIMENSIONS						
			W	D	H	W	D	H	W	H					
			22.5	51	38.25	-	-	-	-	-					
			RTA 1 FedEx ups												
	Ganging Clamp Set - 2 Clamps COM Yardage: N/A Freight Class: 70 Product Weight (lbs.): 0.3 Cubic Feet Per Carton: 0.01 (1 set per carton)			1	2	3	4	5	6	7	8	9	10	11	12
			6626	\$32	-	-	-	-	-	-	-	-	-	-	-
			OVERALL DIMENSIONS			SEAT DIMENSIONS			BACK DIMENSIONS						
			W	D	H	W	D	H	W	H					
			1	6.5	00.75	-	-	-	-	-					
			RTA 00 FedEx ups												
	Armchair COM Yardage: 0.75 Freight Class: 150 Product Weight (lbs.): 27 Cubic Feet Per Carton: 5.56 (4 per carton)			1	2	3	4	5	6	7	8	9	10	11	12
			6627	\$554	\$625	\$658	\$700	\$770	\$789	\$847	\$956	\$1008	\$1109	\$1248	\$1422
			OVERALL DIMENSIONS			SEAT DIMENSIONS			BACK DIMENSIONS						
			W	D	H	W	D	H	W	H					
			25.5	23	33.25	18	17.5	17	18	16					
			RTA 00												






MULTI-PURPOSE

DUET™ D

DESCRIPTION		FEATURES	MODEL#	STANDARD TEXTILE GRADES											
 6628	 6628G	Armless Chair COM Yardage: 0.75 Freight Class: 150 Product Weight (lbs.): 23 Cubic Feet Per Carton: 4.63 (4 per carton)	Upholstered Seat and Back. Stacks 5 high on floor. Stacks 12 high on dolly.												
				1	2	3	4	5	6	7	8	9	10	11	12
6628				\$449	\$517	\$547	\$590	\$658	\$679	\$736	\$846	\$900	\$1000	\$1137	\$1309
6628G Ganging				\$466	\$533	\$561	\$606	\$674	\$698	\$755	\$864	\$917	\$1018	\$1154	\$1325
				OVERALL DIMENSIONS			SEAT DIMENSIONS			BACK DIMENSIONS					
				W	D	H	W	D	H	W	H				
				20.5	23	33.25	18	17	17	18	15.5				
				RTA 00											
				1	2	3	4	5	6	7	8	9	10	11	12
6628P				\$643	\$686	\$717	\$765	\$828	\$852	\$911	\$1018	\$1073	\$1174	\$1310	\$1480
				OVERALL DIMENSIONS			SEAT DIMENSIONS			BACK DIMENSIONS					
				W	D	H	W	D	H	W	H				
				20.5	23	33.25	18	17	17	18	15.5				
				RTA 00											
				1	2	3	4	5	6	7	8	9	10	11	12
6630				\$677	-	-	-	-	-	-	-	-	-	-	-
				OVERALL DIMENSIONS			SEAT DIMENSIONS			BACK DIMENSIONS					
				W	D	H	W	D	H	W	H				
				25.5	23.5	45	18	17.5	29.5	18	16				
				RTA 00											
				1	2	3	4	5	6	7	8	9	10	11	12
6631				\$504	-	-	-	-	-	-	-	-	-	-	-
				OVERALL DIMENSIONS			SEAT DIMENSIONS			BACK DIMENSIONS					
				W	D	H	W	D	H	W	H				
				20.75	23.5	45	18	17.5	29.5	18	16				
				RTA 00											
				1	2	3	4	5	6	7	8	9	10	11	12
6632				\$780	\$820	\$851	\$894	\$959	\$977	\$1036	\$1140	\$1189	\$1286	\$1416	\$1578
				OVERALL DIMENSIONS			SEAT DIMENSIONS			BACK DIMENSIONS					
				W	D	H	W	D	H	W	H				
				25.5	23.5	45	18	17.5	30	18	15.5				
				RTA 00											



DESCRIPTION	FEATURES	MODEL#	STANDARD TEXTILE GRADES												
	Armless Barstool COM Yardage: 0.75 Freight Class: 250 Product Weight (lbs.): 30 Cubic Feet Per Carton: 17.5 (2 per carton)		6633	1	2	3	4	5	6	7	8	9	10	11	12
				\$603	\$644	\$674	\$717	\$781	\$801	\$858	\$961	\$1012	\$1109	\$1240	\$1401
				OVERALL DIMENSIONS			SEAT DIMENSIONS			BACK DIMENSIONS					
				W	D	H	W	D	H	W	H				
				20.75	23.5	45	18	17.5	30	18	15.5				
				RTA 00											
	Barstool with Arms COM Yardage: 0.75 Freight Class: 250 Product Weight (lbs.): 31.5 Cubic Feet Per Carton: 10.75 (2 per carton)		6637	1	2	3	4	5	6	7	8	9	10	11	12
				\$824	\$864	\$894	\$938	\$1002	\$1021	\$1079	\$1182	\$1233	\$1330	\$1460	\$1622
				OVERALL DIMENSIONS			SEAT DIMENSIONS			BACK DIMENSIONS					
				W	D	H	W	D	H	W	H				
				25.5	23.5	45	18	17.5	30	18	15.5				
				RTA 00											
	Armless Barstool COM Yardage: 0.75 Freight Class: 250 Product Weight (lbs.): 30.5 Cubic Feet Per Carton: 8.75 (2 per carton)		6638	1	2	3	4	5	6	7	8	9	10	11	12
				\$707	\$748	\$778	\$820	\$885	\$904	\$962	\$1065	\$1116	\$1211	\$1340	\$1505
				OVERALL DIMENSIONS			SEAT DIMENSIONS			BACK DIMENSIONS					
				W	D	H	W	D	H	W	H				
				20.75	23.5	45	18	17.5	30	18	15.5				
				RTA 00											
	Counter Stool with Arms COM Yardage: N/A Freight Class: 250 Product Weight (lbs.): 25 Cubic Feet Per Carton: 10.75 (2 per carton)		6660	1	2	3	4	5	6	7	8	9	10	11	12
				\$677	-	-	-	-	-	-	-	-	-	-	-
				OVERALL DIMENSIONS			SEAT DIMENSIONS			BACK DIMENSIONS					
				W	D	H	W	D	H	W	H				
				25.5	23.5	39.5	18	17.5	24	18	16				
				RTA 00											
	Armless Counter Stool COM Yardage: N/A Freight Class: 250 Product Weight (lbs.): 24		6661	1	2	3	4	5	6	7	8	9	10	11	12
				\$504	-	-	-	-	-	-	-	-	-	-	-
				OVERALL DIMENSIONS			SEAT DIMENSIONS			BACK DIMENSIONS					
				W	D	H	W	D	H	W	H				
				20.75	23.5	39.5	18	17.5	24	18	16				

DESCRIPTION	FEATURES	MODEL#	STANDARD TEXTILE GRADES											
	Counter Stool w/Arms COM Yardage: 0.75 Freight Class: 250 Product Weight (lbs.): 26 Cubic Feet Per Carton: 10.75 (2 per carton)	6662	1	2	3	4	5	6	7	8	9	10	11	12
			\$780	\$820	\$850	\$894	\$959	\$977	\$1036	\$1140	\$1189	\$1286	\$1416	\$1578
			OVERALL DIMENSIONS			SEAT DIMENSIONS			BACK DIMENSIONS					
			W	D	H	W	D	H	W	H				
			20.75	23.5	39.5	18	17.5	24	18	16				
			RTA 00											
	Armless Counter Stool COM Yardage: 0.75 Freight Class: 250 Product Weight (lbs.): 25 Cubic Feet Per Carton: 8.75 (2 per carton)	6663	1	2	3	4	5	6	7	8	9	10	11	12
			\$603	\$644	\$674	\$717	\$781	\$801	\$858	\$961	\$1012	\$1109	\$1240	\$1401
			OVERALL DIMENSIONS			SEAT DIMENSIONS			BACK DIMENSIONS					
			W	D	H	W	D	H	W	H				
			20.75	23.5	39.5	18	17.5	24	18	16				
			RTA 00											
	Counter Stool w/Arms COM Yardage: 0.75 Freight Class: 250 Product Weight (lbs.): 26.5 Cubic Feet Per Carton: 10.75 (2 per carton)	6667	1	2	3	4	5	6	7	8	9	10	11	12
			\$824	\$864	\$894	\$938	\$1002	\$1021	\$1079	\$1182	\$1233	\$1330	\$1460	\$1622
			OVERALL DIMENSIONS			SEAT DIMENSIONS			BACK DIMENSIONS					
			W	D	H	W	D	H	W	H				
			25.5	23.5	39.5	18	17.5	24	18	16				
			RTA 00											
	Armless Counter Stool COM Yardage: 0.75 Freight Class: 250 Product Weight (lbs.): 25.5 Cubic Feet Per Carton: 8.75 (2 per carton)	6668	1	2	3	4	5	6	7	8	9	10	11	12
			\$707	\$748	\$778	\$820	\$885	\$904	\$962	\$1065	\$1116	\$1211	\$1340	\$1505
			OVERALL DIMENSIONS			SEAT DIMENSIONS			BACK DIMENSIONS					
			W	D	H	W	D	H	W	H				
			20.75	23.5	39.5	18	17.5	24	18	16				
			RTA 00											
	Seat Unit w/Arms COM Yardage: N/A Freight Class: 250 Product Weight (lbs.): 19 Cubic Feet Per Carton: 4.88 (2 per carton)	6690	1	2	3	4	5	6	7	8	9	10	11	12
			\$448	-	-	-	-	-	-	-	-	-	-	-
			OVERALL DIMENSIONS			SEAT DIMENSIONS			BACK DIMENSIONS					
			W	D	H	W	D	H	W	H				
			25.5	21	18	18	17.5	-	18	16				
			RTA 00											
			FedEx ups											
			Use with beams.											



Armless Seat Unit
COM Yardage: N/A
Freight Class: 150
Product Weight (lbs.): 18
Cubic Feet Per Carton: 3.25 (2 per carton)

Use with beams.

MODEL#	STANDARD TEXTILE GRADES											
	1	2	3	4	5	6	7	8	9	10	11	12
6691	\$330	-	-	-	-	-	-	-	-	-	-	-
OVERALL DIMENSIONS			SEAT DIMENSIONS			BACK DIMENSIONS						
W	D	H	W	D	H	W		H				
18	21	18	18	17.5	-	18		16				
RTA 00 FedEx ups												



Seat Unit w/Arms
COM Yardage: 0.75
Freight Class: 250
Product Weight (lbs.): 19
Cubic Feet Per Carton: 4.88 (2 per carton)

Upholstered Seat.
Use with beams.

	1	2	3	4	5	6	7	8	9	10	11	12
6692	\$548	\$589	\$619	\$662	\$726	\$745	\$803	\$904	\$957	\$1054	\$1184	\$1346
OVERALL DIMENSIONS			SEAT DIMENSIONS			BACK DIMENSIONS						
W	D	H		W	D	H			W		H	
25.5	21	18		18	17.5	-			18		15.5	
RTA 00												
FedEx												
ups												



Armless Seat Unit
COM Yardage: 0.75
Freight Class: 150
Product Weight (lbs.): 19
Cubic Feet Per Carton: 3.25 (2 per carton)

Upholstered Seat.
Use with beams.

	1	2	3	4	5	6	7	8	9	10	11	12
6693	\$426	\$467	\$496	\$540	\$603	\$623	\$679	\$782	\$835	\$930	\$1062	\$1223
OVERALL DIMENSIONS			SEAT DIMENSIONS			BACK DIMENSIONS						
W	D	H		W	D	H			W		H	
18	21	18		18	17.5	-			18		15.5	
RTA 00												
FedEx												
ups												



Seat Unit w/Arms
COM Yardage: 0.75
Freight Class: 150
Product Weight (lbs.): 20
Cubic Feet Per Carton: 4.88 (2 per carton)

Upholstered Seat and Back.
Use with beams.


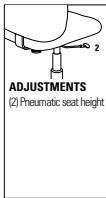

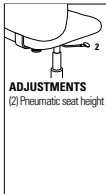

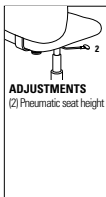

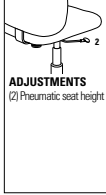

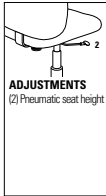
	1	2	3	4	5	6	7	8	9	10	11	12
6697	\$581	\$622	\$651	\$695	\$758	\$778	\$834	\$937	\$990	\$1085	\$1217	\$1378
OVERALL DIMENSIONS				SEAT DIMENSIONS				BACK DIMENSIONS				
W	D	H		W	D	H		W		H		
25.5	21	18		18	17	-		18		15.5		
RTA 00												
FedEx												
ups												


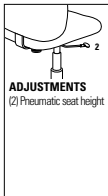

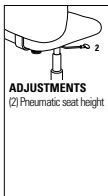

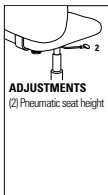

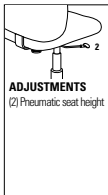

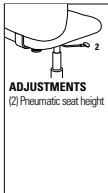



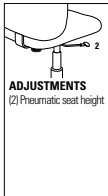

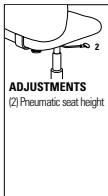

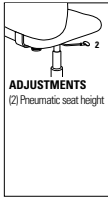
Armless Seat Unit
COM Yardage: 0.75
Freight Class: 150
Product Weight (lbs.): 19
Cubic Feet Per Carton: 3.25 (2 per carton)

Upholstered Seat and Back.
Use with beams.

	1	2	3	4	5	6	7	8	9	10	11	12
6698	\$474	\$515	\$545	\$588	\$652	\$671	\$729	\$832	\$883	\$980	\$1110	\$1272
OVERALL DIMENSIONS			SEAT DIMENSIONS			BACK DIMENSIONS						
W	D	H		W	D	H			W		H	
18	21	18		18	17	-			18		15.5	
RTA 00												
FedEx												
ups												

DESCRIPTION	FEATURES	MODEL#	STANDARD TEXTILE GRADES																
 Task w/Arms COM Yardage: N/A Freight Class: 250 Product Weight (lbs.): 32 Cubic Feet Per Carton: 9.75	 ADJUSTMENTS (2) Pneumatic seat height	Polypropylene Seat and Back	Ergonomic Features: C, M	<div>RTA 1</div>	<div>FedEx</div>	<div>ups</div>	1	2	3	4	5	6	7	8	9	10	11	12	
							6720	\$644	-	-	-	-	-	-	-	-	-	-	-
							OVERALL DIMENSIONS			SEAT DIMENSIONS			BACK DIMENSIONS						
							W	D	H	W	D	H	W	H					
							25.5	21.5	32.5	18	17.5	14-19	18	16					
 Task Armless COM Yardage: N/A Freight Class: 250 Product Weight (lbs.): 31 Cubic Feet Per Carton: 9.75	 ADJUSTMENTS (2) Pneumatic seat height	Polypropylene Seat and Back	Ergonomic Features: C, M	<div>RTA 1</div>	<div>FedEx</div>	<div>ups</div>	1	2	3	4	5	6	7	8	9	10	11	12	
							6721	\$494	-	-	-	-	-	-	-	-	-	-	-
							OVERALL DIMENSIONS			SEAT DIMENSIONS			BACK DIMENSIONS						
							W	D	H	W	D	H	W	H					
							18	21.5	32.5	18	17.5	14-19	18	16					
 Task w/Arms COM Yardage: 0.75 Freight Class: 250 Product Weight (lbs.): 33 Cubic Feet Per Carton: 9.75	 ADJUSTMENTS (2) Pneumatic seat height	Upholstered Seat	Ergonomic Features: C, M	<div>RTA 1</div>	<div>FedEx</div>	<div>ups</div>	1	2	3	4	5	6	7	8	9	10	11	12	
							6722	\$708	\$749	\$779	\$822	\$885	\$906	\$961	\$1066	\$1117	\$1212	\$1344	\$1506
							OVERALL DIMENSIONS			SEAT DIMENSIONS			BACK DIMENSIONS						
							W	D	H	W	D	H	W	H					
							25.5	21.5	32.5	18	17.5	14.5-19.5	18	15.5					
 Task Armless COM Yardage: 0.75 Freight Class: 250 Product Weight (lbs.): 32 Cubic Feet Per Carton: 9.75	 ADJUSTMENTS (2) Pneumatic seat height	Upholstered Seat	Ergonomic Features: C, M	<div>RTA 1</div>	<div>FedEx</div>	<div>ups</div>	1	2	3	4	5	6	7	8	9	10	11	12	
							6723	\$580	\$620	\$650	\$693	\$755	\$777	\$831	\$935	\$988	\$1082	\$1213	\$1375
							OVERALL DIMENSIONS			SEAT DIMENSIONS			BACK DIMENSIONS						
							W	D	H	W	D	H	W	H					
							18	21.5	32.5	18	17	14.5-19.5	18	15.5					
 Task w/Arms COM Yardage: 0.75 Freight Class: 250 Product Weight (lbs.): 34 Cubic Feet Per Carton: 9.75	 ADJUSTMENTS (2) Pneumatic seat height	Upholstered Seat and Back	Ergonomic Features: C, M	<div>RTA 1</div>	<div>FedEx</div>	<div>ups</div>	1	2	3	4	5	6	7	8	9	10	11	12	
							6727	\$808	\$849	\$879	\$922	\$985	\$1006	\$1061	\$1166	\$1217	\$1312	\$1444	\$1605
							OVERALL DIMENSIONS			SEAT DIMENSIONS			BACK DIMENSIONS						
							W	D	H	W	D	H	W	H					
							25.5	21.5	32.5	18	17	14.5-19.5	18	16					

DESCRIPTION	FEATURES	MODEL#	STANDARD TEXTILE GRADES											
 Task Armless COM Yardage: 0.75 Freight Class: 250 Product Weight (lbs.): 33 Cubic Feet Per Carton: 9.75	 ADJUSTMENTS (2) Pneumatic seat height Upholstered Seat and Back Ergonomic Features: C, M	6728	1	2	3	4	5	6	7	8	9	10	11	12
			\$659	\$700	\$730	\$773	\$836	\$857	\$912	\$1017	\$1068	\$1163	\$1295	\$1456
			OVERALL DIMENSIONS			SEAT DIMENSIONS			BACK DIMENSIONS					
			W	D	H	W	D	H	W	H				
			18	21.5	32.5	18	17	14.5-19.5	18	15.5				
		RTA 1												
 Height Adjustable Stool w/Arms COM Yardage: N/A Freight Class: 250 Product Weight (lbs.): 38 Cubic Feet Per Carton: 9.75	 ADJUSTMENTS (2) Pneumatic seat height Polypropylene Seat and Back Ergonomic Features: C, M	6730	1	2	3	4	5	6	7	8	9	10	11	12
			\$857	-	-	-	-	-	-	-	-	-	-	-
			OVERALL DIMENSIONS			SEAT DIMENSIONS			BACK DIMENSIONS					
			W	D	H	W	D	H	W	H				
			25.5	21.5	41	18	17.5	21-31	18	16				
		RTA 1	FedEx											
 Height Adjustable Stool - Armless COM Yardage: N/A Freight Class: 250 Product Weight (lbs.): 37 Cubic Feet Per Carton: 9.75	 ADJUSTMENTS (2) Pneumatic seat height Polypropylene Seat and Back Ergonomic Features: C, M	6731	1	2	3	4	5	6	7	8	9	10	11	12
			\$758	-	-	-	-	-	-	-	-	-	-	-
			OVERALL DIMENSIONS			SEAT DIMENSIONS			BACK DIMENSIONS					
			W	D	H	W	D	H	W	H				
			18	21.5	41	18	17.5	21.5-31.5	18	15.5				
		RTA 1	FedEx ups											
 Height Adjustable Stool w/Arms COM Yardage: 0.75 Freight Class: 150 Product Weight (lbs.): 39 Cubic Feet Per Carton: 9.75	 ADJUSTMENTS (2) Pneumatic seat height Upholstered Seat Ergonomic Features: C, M	6732	1	2	3	4	5	6	7	8	9	10	11	12
			\$953	\$996	\$1026	\$1070	\$1131	\$1153	\$1208	\$1313	\$1363	\$1459	\$1590	\$1751
			OVERALL DIMENSIONS			SEAT DIMENSIONS			BACK DIMENSIONS					
			W	D	H	W	D	H	W	H				
			25.5	21.5	41	18	17.5	21.5-31.5	18	15.5				
		RTA 1												
 Height Adjustable Stool - Armless COM Yardage: 0.75 Freight Class: 250 Product Weight (lbs.): 38 Cubic Feet Per Carton: 9.75	 ADJUSTMENTS (2) Pneumatic seat height Upholstered Seat Ergonomic Features: C, M	6733	1	2	3	4	5	6	7	8	9	10	11	12
			\$857	\$898	\$928	\$971	\$1034	\$1055	\$1110	\$1215	\$1266	\$1361	\$1493	\$1654
			OVERALL DIMENSIONS			SEAT DIMENSIONS			BACK DIMENSIONS					
			W	D	H	W	D	H	W	H				
			18	21.5	41	18	17.5	21.5-31.5	18	15.5				
		RTA 1	FedEx ups											

DESCRIPTION	FEATURES	MODEL#	STANDARD TEXTILE GRADES											
 Height Adjustable Stool w/Arms COM Yardage: 0.75 Freight Class: 150 Product Weight (lbs.): 40 Cubic Feet Per Carton: 9.75	 ADJUSTMENTS (2) Pneumatic seat height	6737	1	2	3	4	5	6	7	8	9	10	11	12
			\$1052	\$1093	\$1123	\$1166	\$1229	\$1250	\$1305	\$1410	\$1461	\$1556	\$1688	\$1850
			OVERALL DIMENSIONS			SEAT DIMENSIONS			BACK DIMENSIONS					
			W	D	H	W	D	H	W	H				
			25.5	21.5	41	18	17	21.5-31.5	18	15.5				
	Ergonomic Features: C, M	RTA 1												
 Height Adjustable Stool - Armless COM Yardage: 0.75 Freight Class: 150 Product Weight (lbs.): 39 Cubic Feet Per Carton: 9.75	 ADJUSTMENTS (2) Pneumatic seat height	6738	1	2	3	4	5	6	7	8	9	10	11	12
			\$953	\$994	\$1024	\$1067	\$1130	\$1151	\$1206	\$1311	\$1362	\$1457	\$1589	\$1751
			OVERALL DIMENSIONS			SEAT DIMENSIONS			BACK DIMENSIONS					
			W	D	H	W	D	H	W	H				
			18	21.5	41	18	17	21.5-31.5	18	16.5				
	Ergonomic Features: C, M	RTA 1												
 Task Armless w/ Pedestal Base COM Yardage: N/A Freight Class: 250 Product Weight (lbs.): 37 Cubic Feet Per Carton: 10.75	 ADJUSTMENTS (2) Pneumatic seat height	6721PB	1	2	3	4	5	6	7	8	9	10	11	12
			\$750	-	-	-	-	-	-	-	-	-	-	-
			OVERALL DIMENSIONS			SEAT DIMENSIONS			BACK DIMENSIONS					
			W	D	H	W	D	H	W	H				
			18	21.5	33	18	17.5	14-19	18	16				
	Ergonomic Features: C, M	RTA 1	FedEx											



Duet tables are multi-purpose stacking tables that offer optimum space utilization and flexibility. Their personality and simple design make them ideal for use in any learning or training environment at post-secondary and adult levels. Temporarily and easily convert auditoriums and other spaces into examination and seminar spaces. They can be partnered with stacking chairs such as Duet or Popcorn in matching or complementary colors (stacking chairs can be found in the Multi-Purpose section of the Seating price list).

The one-piece molded top and modesty are gently contoured providing an eased edge with an elegant waterfall transition from top to modesty.

Tops are available in a wide array of colors in 0.5" thick polypropylene. Polypropylene material offers strength and ease of cleaning with a slightly textured surface to offer scratch resistance.



Features and Benefits


- One-piece molded top and modesty are 0.5" thick polypropylene.
- Tables are rated 250 lbs. capacity.
- Surface includes factory installed metal inserts for solid and secure connection to the sled frame.
- 0.5" diameter solid steel rod sled frame.
- Bumpers on the underside for protection when stacking.
- Model with ADA width compliant frame is available.
- Shipped fully assembled.



One-piece top and modesty.



Stacks 5 high on floor or 20 high on dolly.



Ganging frame to keep tables evenly aligned.

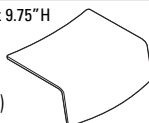
GENERAL INFORMATION

- Duet tables are multi-purpose stacking tables ideal for auditoriums, seminars or any learning or training environment.
- Lightweight and easy to handle whether stacking for storage or setting up a room.
- Made of durable materials to withstand more demanding environments.
- Shipped fully assembled. Packaged 4 per carton.
- Global products are in compliance with stringent emission guidelines set out by the Greenguard Environmental Institute under the standards for low emitting products and materials. www.greenguard.org.
- Covered by Global's Lifetime Warranty.
- **Level 2 Certified.**

WORKSURFACES

- Top and modesty are a one-piece injection molded design in 0.5" thick polypropylene.
- Available in a wide array of colors (see right column "FINISHES") to complement any space or to define sections by color.
- One-piece molded top and modesty are contoured providing an eased user edge, with an elegant waterfall transition from top to modesty.

26"W x 18"D x 9.75"H



CONSTRUCTION

- Surface includes molded in threaded inserts to provide a secure metal-to-metal connection to the sled frame.
- Bumpers are included on the underside of top and inside modesty to protect surfaces when stacking.

FRAME

- 0.5" diameter solid steel rod sled frame.
- Available in a durable Chrome finish.
- Model with ganging frame keeps tables evenly positioned and aligned. No tools or fasteners required for ganging; the frames simply interlock.
- Model with ADA compliant frame is also available. The frame is 33" wide and the polypropylene top/modesty remain a constant size.
- Tables are standard without glides and are suitable for carpet, rubber or cork flooring.
- Glide options are available (see right column "GLIDES"). Glides must be chosen to best suit flooring type and site conditions. Upcharges apply.

DOLLY

- For space saving storage and transport.
- Constructed from 1.5" x 0.5" steel tubing with heavy duty casters (two locking) and a removable handle.
- Dolly can stack up to 20 tables.
- Stacking height on dolly is up to 68".

FINISHES

BZB	Buzz Blue	FRO	Frost
CCT	Cactus	INK	Ink
CRO	Carrot	LAB	Latte
IVC	Cloud	BLK	Night
DJN	Dijon	SND	Sand
EGP	Eggplant	SAR	Scarlet
FOG	Fog	SHW	Shadow

GLIDES

CG	Clear polycarbonate (for carpet, rubber or concrete flooring). Height added to table: 0.18". Add \$19/set.
SG	Glides with stainless steel pads (for carpet or rubber flooring). Height added to table: 0.17". Add \$36/set.
FG	Glides with felt pads (for vinyl, cork or laminate flooring). Height added to table: 0.24". Add \$36/set.
RG	Glides with rubber pads (for vinyl, hardwood, laminate, stone or ceramic flooring). Height added to table: 0.16". Add \$36/set.

SPECIFICATIONS

- Specifications marked with an * are applicable to only those products which have the* symbol beside the product name.

EXAMPLE DUET TABLE ORDER CODE:

Duet stacking table, polypropylene surface in Shadow, clear polycarbonate glides

DTS1828P	-SHW	-CG
Model #	Surface finish	Glides

Required specifications

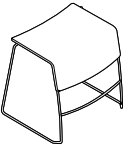
Top finish*

Optional specifications

Glide option*

STACKING TABLES	MODEL#	DIMENSIONS	FREIGHT CLASS	WT/LBS.	CUBIC FT.	LIST PRICE
-----------------	--------	------------	---------------	---------	-----------	------------

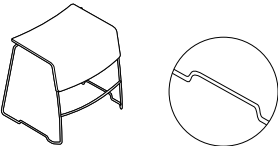
D x W x H



Stacking Table*

DTS1828P	25 x 29 x 28	150	26	17.75	\$545
----------	--------------	-----	----	-------	-------

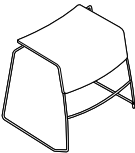
- One-piece polypropylene top and modesty with Chrome frame. Shipped fully assembled, 4 per carton.
- Price shown is per table. It is recommended to order in multiples of 4.
 - Please be sure to select the appropriate glide (see previous page) for the flooring surface, as scratches could occur.
 - Worksurface is 18"D x 28"W



Stacking Table, Ganging Frame*

DTS1828PG	25 x 30.75 x 28	150	26	17.75	\$581
-----------	-----------------	-----	----	-------	-------

- One-piece polypropylene top and modesty with Chrome ganging frame. Shipped fully assembled, 4 per carton.
- Price shown is per table. It is recommended to order in multiples of 4.
 - Please be sure to select the appropriate glide (see previous page) for the flooring surface, as scratches could occur.
 - Worksurface is 18"D x 28"W



Stacking Table, 32" Wide*

DTA1832P	25 x 33 x 28	150	26	17.75	\$616
----------	--------------	-----	----	-------	-------

- ADA (American with Disabilities Act) compliant. 33" wide. One-piece polypropylene top and modesty with Chrome frame. Underside clearance is 27.1"H (extra height if glides are selected). Stacks up to 5 high on floor only; dolly does not accommodate. Shipped fully assembled, 4 per carton.
- Price shown is per table. It is recommended to order in multiples of 4.
 - Please be sure to select the appropriate glide (see previous page) for the flooring surface, as scratches could occur.
 - Worksurface is 18"D x 32"W

DOLLY



- Dolly
- For use with tables DTS1828P and DTS1828PG. Can stack up to 20 tables. Black only. Removable handle for storage. Shipped fully assembled in 1 carton.

DTD20	29.5 x 63 x 38.5	250	50	21	\$791
-------	------------------	-----	----	----	-------

ERIN



model GC36531
Armless Guest Chair,
Metal Legs



model GC36532
Guest Armchair,
Wood Legs

STANDARD FEATURES

- Erin offers a streamlined silhouette brimming with mid-century modern style.
- A rounded arch gently curves around and under the seat to give extra support to a user's upper back and sides, while creating an open clean-out space at the back of the cushion.
- The series is available to specify with two textiles, one for the seat cushion and one for the back, arms and front rail (see model image).
- For pricing, start with the base price and add both back/arms graded textile upcharge and the seat graded textile upcharge.
- Tapered legs add style and elegance.
- Legs are available in wood or metal painted/plated finishes (noted).
- The seat underside is sealed with a non-porous material to support housekeeping and infection control protocols.
- Additional improved cleaning options include sealed seams (back and/or seat) and moisture barrier (seat). Upcharges apply.
- Assembled with tamper-resistant fasteners for greater security.
- For added comfort, the seat cushions are standard with high density Ultracell foam.
- Glides are self-leveling. Choose from standard non-marking glides, rubber non-slip glides or felt glides (upcharges apply).
- The Globalcare warranty (for healthcare and 24/7 environments) applies for all Erin GC models when performance textiles are selected. Visit the website at globalfurnituregroup.com/healthcare.
- Global's standard lifetime warranty applies when approved standard Global textiles are selected.
- For alternate textile applications, contact Global specials. The Blended Textile matrix does not apply to this series.
- Shipped fully assembled.

SUGGESTED APPLICATIONS

- Dining/Cafeteria
- Guest seating
- Lobbies
- Lounge/Waiting
- Patient rooms
- Resident rooms





OPTIONAL FEATURES

Please add option codes in the following order:

- **Model number**
GC36530 Guest armless chair, wood legs
GC36531 Guest armless chair, metal legs
GC36532 Guest armchair, wood legs
GC36533 Guest armchair, metal legs
- **Back/Arm Textile**
Specify textile code. See model grade upcharges.
- **Seat Textile**
Specify textile code. See model grade upcharges.
- **Wood leg finish** (models GC36530 and GC36532)
(**AAM**) Absolute (**MWM**) Medium Walnut
(**BKM**) Black (**NLW**) Natural Walnut
(**CJM**) Charcoal Java (**ASM**) Night
(**ACM**) Cherry (**NBM**) Noce Biondo
(**EMM**) Empire Mahogany (**NGM**) Noce Grigio
(**EOM**) English Oak (**NEM**) Noce Leggero
(**ECM**) Espresso Cafe (**NMM**) Noce Medio
(**TFM**) Fruitwood (**SBM**) Sandy Beach
(**HGM**) Grey (**SKM**) Shaker Cherry
(**HOM**) Harvest Oak (**SOM**) Silver Oak
(**AHM**) Honey (**TWM**) Walnut
(**JOM**) Jet Onyx (**WTM**) WC Cream
(**LHM**) Light Honey (**WHM**) White
(**TMM**) Mahogany (**WCM**) Winter Cherry
(**AVM**) Maple
- **Metal leg finish** (models GC36531 and GC36533)
(**CHM**) Chrome (**TTU**) Tungsten
(**TBL**) Black (**TKA**) Kalua
(**TLA**) Latte (**TMO**) Mocha
(**TSH**) Shadow (**TOA**) Toast
- **Glides**
(**NM**) Non-marking glide. No upcharge
(**RG**) Rubber, non-slip glide. Add \$64.
(**FG**) Felt glide. Add \$64.
- **Sealed Back Seams** (Contact Customer Care for approved textiles)
(**NBS**) No sealed back seams
(**SBS**) Sealed back seams. Upcharges vary, see model.
- **Sealed Seat Seams** (Contact Customer Care for approved textiles)
(**NSS**) No sealed seat seams
(**SSS**) Sealed seat seams. Add \$22
- **Moisture Barrier** (Not available with Sealed Seams)
(**NB**) No moisture barrier.
(**MB**) Moisture barrier (seat only). Add \$117.

EXAMPLE ERIN ORDER CODE:

GC36530	CE90	CE90	AAM	NM	NBS	NSS	NB
Model #	Seat/Arm textile	Seat textile	Leg finish	Glide	Sealed Back Seams	Sealed Seat Seams	Moisture Barrier

DESCRIPTION			MODEL#/ FEATURES		STANDARD TEXTILE GRADES											
	GC36530	Base Price: Back/Arm upcharge: Seat upcharge:	1/COM	2	3	4	5	6	7	8	9	10	11	12		
			\$1997													
			+0	+\$60	+\$106	+\$175	+\$271	+\$311	+\$394	+\$525	+\$623	+\$731	+\$953	+\$1188		
			+0	+\$34	+\$61	+\$100	+\$155	+\$178	+\$225	+\$300	+\$356	+\$417	+\$545	+\$679		
			OVERALL DIMENSIONS			SEAT DIMENSIONS			BACK DIMENSIONS							
			W	D	H	W	D	H	W	H						
	GC36531	Base Price: Back/Arm upcharge: Seat upcharge:	1/COM	2	3	4	5	6	7	8	9	10	11	12		
			\$1901													
			+0	+\$60	+\$106	+\$175	+\$271	+\$311	+\$394	+\$525	+\$623	+\$731	+\$953	+\$1188		
			+0	+\$34	+\$61	+\$100	+\$155	+\$178	+\$225	+\$300	+\$356	+\$417	+\$545	+\$679		
			OVERALL DIMENSIONS			SEAT DIMENSIONS			BACK DIMENSIONS							
			W	D	H	W	D	H	W	H						
	GC36532	Base Price: Back/Arm upcharge: Seat upcharge:	1/COM	2	3	4	5	6	7	8	9	10	11	12		
			\$1997													
			+0	+\$60	+\$106	+\$175	+\$271	+\$311	+\$394	+\$525	+\$623	+\$731	+\$953	+\$1188		
			+0	+\$34	+\$61	+\$100	+\$155	+\$178	+\$225	+\$300	+\$356	+\$417	+\$545	+\$679		
			OVERALL DIMENSIONS			SEAT DIMENSIONS			BACK DIMENSIONS							
			W	D	H	W	D	H	W	H						
	GC36533	Base Price: Back/Arm upcharge: Seat upcharge:	1/COM	2	3	4	5	6	7	8	9	10	11	12		
			\$1901													
			+0	+\$60	+\$106	+\$175	+\$271	+\$311	+\$394	+\$525	+\$623	+\$731	+\$953	+\$1188		
			+0	+\$34	+\$61	+\$100	+\$155	+\$178	+\$225	+\$300	+\$356	+\$417	+\$545	+\$679		
			OVERALL DIMENSIONS			SEAT DIMENSIONS			BACK DIMENSIONS							
			W	D	H	W	D	H	W	H						
Armless Guest Chair, Wood Legs COM Yardage: Back/Arm: 1.75; Seat: 1 Freight Class: 250 Product Weight (lbs.): 32.5 Cubic Feet Per Carton: 13.25			Active weight 350 lbs.													
Add \$52 for (SBS), \$22 for (SSS)																
Armless Guest Chair, Metal Legs COM Yardage: Back/Arm: 1.75; Seat: 1 Freight Class: 250 Product Weight (lbs.): 34.5 Cubic Feet Per Carton: 13.25			Active weight 350 lbs.													
Add \$52 for (SBS), \$22 for (SSS)																
Guest Armchair, Wood Legs COM Yardage: Back/Arm: 1.75; Seat: 1 Freight Class: 250 Product Weight (lbs.): 33 Cubic Feet Per Carton: 13.25			Active weight 350 lbs.													
Add \$55 for (SBS), \$22 for (SSS)																
Guest Armchair, Metal Legs COM Yardage: Back/Arm: 1.75; Seat: 1 Freight Class: 250 Product Weight (lbs.): 35 Cubic Feet Per Carton: 13.25			Active weight 350 lbs.													
Add \$55 for (SBS), \$22 for (SSS)																

FACTOR



Armless, Mesh Back
5545NM



Armchair, Mesh Back, Casters
5545AMC



For Factor task seating, see 36.

STANDARD FEATURES





- Factor, a value seating series with a full spectrum of mesh colors offering models to address multiple applications: task, management, conference and guest.
- The full series offers mesh back task and guest chair models with upholstered seats, with and without arms. Guest chairs are described below.
- Factor Guest mesh back frame is available in three colors with a flexible base connection adding the perfect balance of support and movement.
- Strong, nylon arms have a gently curved loop design. Arm color matches back frame color.
- The seat comfort is achieved with contoured, molded foam while the refined aesthetic is finished with an under-seat shroud matching the selected back frame color.
- The four-legged guest chairs are designed and constructed from durable steel tubing.
- Arm and armless chairs with and without glides or casters do not stack.
- Due to the flex back design, it is recommended the chair be positioned away from the wall for use.
- All models are standard with colored nylon glides **(ST)** in two finishes **(BLK)** Black or **(SND)** Sand. A variety of other glide options are available for various flooring types, including **(NM)** White non-marking, **(FG)** Felt, **(RG)** Rubber non-slip, and **(SG)** Steel cushioned. See Glide type for upcharges. See glide matrix for recommended glides by flooring type.
- Caster models are standard with **(DC)** 2" Black dual wheel carpet casters. Optional hard floor **(RC)** Black dual wheel casters are available with C114 wheels, with upcharge.
- Upholstery options: fabric, vinyl or leather.
- Factor guest models are designed to support 300 lb. capacity and are covered under Global's Limited Lifetime Warranty.

Please add option codes in the following order:

- Model Number**
Specify model number
5545AM Armchair with mesh back (glides)
5545AMC Armchair with mesh back (casters)
5545NM Armless chair with mesh back (glides)
5545NMC Armless chair with mesh back (casters)
- Mesh Back** (Factor Mesh colors shown on website)
(P1) Snow **(P2)** Sand
(P3) Pewter **(P4)** Silver Grey
(P5) Charcoal **(P6)** Black
(P8) Mocha **(P9)** Eggplant
(Q1) Buzz Blue **(Q2)** Poppy
(Q3) Pumpkin **(Q4)** Lime
- Seat Textile**
Specify textile code
- Back Frame and Arm Finish**
(BLK) Black. No upcharge.
(IVC) Cloud. Add \$57.
(SHW) Shadow. Add \$57.
- Leg Finish**
Painted finishes:
(TBL) Black
(TSH) Shadow
(TIV) Cloud
Plated finishes:
(CHM) Chrome. Add \$45.
- Glide Type** (for four-leg glide models)
(ST) Colored nylon glide for most floor surfaces (select color). No upcharge.
(NM) White, non-marking nylon glide for most surfaces. No upcharge.
(SG) Steel cushioned glide for carpeted surfaces. Add \$36.
(FG) Felt glide for most hard floor surfaces. Add \$36.
(RG) Rubber non-slip glide for most hard floor surfaces. Add \$36.
- Glide Color** (for ST colored glide type)
(BLK) Black
(SND) Sand
- Caster Type** (for four-leg caster models)
(DC) 2" Black caster for carpeted surfaces
(RC) 2" Black caster for most hard floor surfaces. Add \$53.
- Seat Moisture Barrier**
(NB) No moisture barrier
(MB) Moisture barrier. Add \$124.

EXAMPLE FACTOR ORDER CODE:

5545AM	P1	FU75	BLK	CHM	RC	NM	BLK	NB
Model #	Mesh finish	Seat textile	Back frame and arm finish	Leg finish	Caster type	Glide type	Glide color	Moisture barrier

DESCRIPTION	FEATURES	MODEL#				STANDARD TEXTILE GRADES									
	5545AM	1/COM	2	3	4	5	6	7	8	9	10	11	12		
		\$670	\$704	\$730	\$768	\$821	\$847	\$895	\$973	\$1033	\$1100	\$1238	\$1385		
		OVERALL DIMENSIONS			SEAT DIMENSIONS			BACK DIMENSIONS							
		W	D	H	W	D	H	W	H						
		24.5	23.5	33	20	16.5	17.5	17.5	15.25						
Armchair, Mesh Back COM Yardage: 1 Freight Class: 250 Product Weight (lbs.): 32.5 Cubic Feet Per Carton: 15.5	Does not stack.	<div>RTA 00</div> 1 per carton													
	5545AMC	1/COM	2	3	4	5	6	7	8	9	10	11	12		
		\$770	\$803	\$829	\$867	\$920	\$946	\$994	\$1072	\$1132	\$1199	\$1337	\$1484		
		OVERALL DIMENSIONS			SEAT DIMENSIONS			BACK DIMENSIONS							
		W	D	H	W	D	H	W	H						
		24.5	22.5	33	20	16.5	17.5	17.5	15.5						
Armchair, Mesh Back, Casters COM Yardage: 1 Freight Class: 250 Product Weight (lbs.): 30 Cubic Feet Per Carton: 13.75	Does not stack.	<div>RTA 00</div> 1 per carton													
	5545NM	1/COM	2	3	4	5	6	7	8	9	10	11	12		
		\$622	\$656	\$682	\$720	\$773	\$799	\$847	\$925	\$985	\$1052	\$1190	\$1337		
		OVERALL DIMENSIONS			SEAT DIMENSIONS			BACK DIMENSIONS							
		W	D	H	W	D	H	W	H						
		20	23.5	33	20	16.5	17.5	17.5	15.5						
Armless, Mesh Back COM Yardage: 1 Freight Class: 300 Product Weight (lbs.): 27 Cubic Feet Per Carton: 13.75	Does not stack.	<div>RTA 00</div> 1 per carton													
	5545NMC	1/COM	2	3	4	5	6	7	8	9	10	11	12		
		\$722	\$755	\$781	\$819	\$872	\$898	\$947	\$1024	\$1085	\$1152	\$1289	\$1437		
		OVERALL DIMENSIONS			SEAT DIMENSIONS			BACK DIMENSIONS							
		W	D	H	W	D	H	W	H						
		20	22.5	33	20	16.5	17.5	17.5	15.5						
Armless, Mesh Back, Casters COM Yardage: 1 Freight Class: 250 Product Weight (lbs.): 28 Cubic Feet Per Carton: 13.75	Does not stack.	<div>RTA 00</div> 1 per carton													

FILE BUDDY™

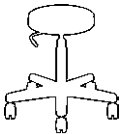
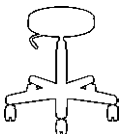


model 1105

model 1110 Shown with 25-400 Vertical File

STANDARD FEATURES

- Standard with C65 casters.
- Shipped R.T.A. (Ready to assemble).
- Pneumatic. Black, five-legged, injection molded base.
- 14" diameter seat.
- Check textile availability prior to specifying upholstery material.

DESCRIPTION	FEATURES	MODEL#	STANDARD TEXTILE GRADES											
	Swivel Stool 5" Pneumatic, 20" Base COM Yardage: 0.75 Freight Class: 150 Product Weight (lbs.): 14 Cubic Feet Per Carton: 2.9		1	2	3	4	5	6	7	8	9	10	11	12
		1105	\$441	\$472	\$494	\$530	\$577	\$602	\$636	\$718	\$754	\$828	\$930	\$1057
		OVERALL DIMENSIONS			SEAT DIMENSIONS			BACK DIMENSIONS						
		W	D	H	W	D	H	W	H					
		14	14	18.5	14	-	16.5-21.5	-	-					
		RTA 1	FedEx		ups									
	Swivel Stool 10" Pneumatic, 22" Base COM Yardage: 0.75 Freight Class: 150 Product Weight (lbs.): 14 Cubic Feet Per Carton: 2.9		1	2	3	4	5	6	7	8	9	10	11	12
		1110	\$517	\$544	\$568	\$606	\$650	\$676	\$710	\$791	\$828	\$902	\$1005	\$1133
		OVERALL DIMENSIONS			SEAT DIMENSIONS			BACK DIMENSIONS						
		W	D	H	W	D	H	W	H					
		14	14	18.5	14	-	22.5-32.5	-	-					
		RTA 1	FedEx		ups									

FLAP™



Folding Chair
model 6775

STANDARD FEATURES

- A modern design, high quality, lightweight, all polymer folding chair intended for use indoors or outdoors. Products must be stored inside during extreme and inclement weather. See Global's Outdoor Furniture warranty for additional information.
- Weather resistant, UV resistant, stain resistant, 100% non-ferrous, and recyclable design that is 1:10 bleach solution cleanable.
- Chair legs are equipped with clear non-marking glides as standard. Suitable for outdoor environments, carpet and hard surface flooring
- Chairs are stocked in 2 colors:
Alloy (ALY)
Milk (MLK)
- No upholstery options available
- Rated to 275 lbs.
- Single chair folds flat to 2.2" (55 mm).
- Flap achieves its strength and durability using glass filled polymer. Evidence of this material may be visible on the surface and is often more evident in darker colors.
- All Flap products are only available through Global's InStock program. Contact CustomerCare for lead times and quotation for quantities beyond InStock inventory.
- The Flap Wall Hook (6776), sold individually, supports up to two folded Flap chairs. This Milk (MLK) colored plastic hook mounts on walls or inside closets and wardrobe cabinets providing easy access to extra seating. Two chairs on Wall Hook measure 7.3" (185 mm) deep off wall. Mounting hardware not included. Recommended mounting into stud.
- Flap Ganging Brackets (6778) are sold 12 to a

box. These translucent, frosted plastic brackets attach across two adjacent chairs, just above or below the seat to provide temporary ganging for organized events.

- The Flap Dolly (6777), ordered separately, supports up to 24 chairs folded and stacked flat. Includes strap to secure chairs for storage and transport.
- Flap achieves its strength and durability using glass filled polymer. Evidence of this material may be visible on the surface and is often more evident in darker colors.

Please add option codes in the following order

- **Model number**
6775 Folding Chair
6776 Wall Hook
6777 Dolly
6778 Ganging Brackets
- **Chair Color**
(ALY) Alloy
(MLK) Milk

EXAMPLE OF FLAP ORDER CODE:

6775	ALY
Model Number	Finish

DESCRIPTION

FEATURES

MODEL#

STANDARD TEXTILE GRADES

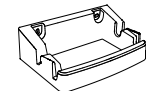


Folding Chair
COM Yardage: N/A
Freight Class: 100
Product Weight (lbs.): 13.5
Cubic Feet Per Carton: 1.6

Shipped 2 per box.
Ordered as each.

	1	2	3	4	5	6	7	8	9	10	11	12
6775	226											

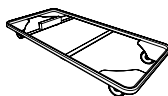
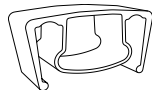
OVERALL DIMENSIONS			SEAT DIMENSIONS			BACK DIMENSIONS	
W	D	H	W	D	H	W	H
19	21.5	33.5	16	16.5	18.5	18.5	16
RTA 00		FedEx		2 per carton (pricing and specifications are for one chair)			



Flap Wall Hook
COM Yardage: N/A
Freight Class: 70
Product Weight (lbs.): 0.75
Cubic Feet Per Carton: 0.2

	1	2	3	4	5	6	7	8	9	10	11	12
6776	57											

OVERALL DIMENSIONS			SEAT DIMENSIONS			BACK DIMENSIONS	
W	D	H	W	D	H	W	H
9	6	2.75					
RTA 00		FedEx		ups		1 per carton	

DESCRIPTION	FEATURES	MODEL#	STANDARD TEXTILE GRADES											
	Dolly for Flap Folding Chairs COM Yardage: N/A Freight Class: 150 Product Weight (lbs.): 23 Cubic Feet Per Carton: 4.5	6777	648											
			OVERALL DIMENSIONS			SEAT DIMENSIONS			BACK DIMENSIONS					
			W	D	H	W	D	H	W	H				
			20.75	44	5.25									
		RTA 00	FedEx		ups		1 per carton							
	Flap Ganging Bracket (box of 12) COM Yardage: N/A Freight Class: 70 Product Weight (lbs.): 0.29 Cubic Feet Per Carton: 0.03	6778	199											
			OVERALL DIMENSIONS			SEAT DIMENSIONS			BACK DIMENSIONS					
			W	D	H	W	D	H	W	H				
			0	0	0									
		RTA 00	FedEx		ups		12 per carton (pricing and specifications are for box of 12)							

ISLANDS™



model 4075



model 4076





Leather upholstered seat and back additional stitch detail shown.

STANDARD FEATURES

- Islands offers wood guest seating with contemporary styling.
- Offered in two styles; Upholstered back pad or Horizontal wood slat.
- Check textile availability prior to specifying upholstery material.
- When upholstered in Leather, there are additional stitching details with a seam across the middle of the back and two seams on the seat.
- Does not stack.

OPTIONAL FEATURES

- Frame available in Absolute (AAM), Black (BKM), Cherry (ACM), Espresso Cafe (ECM), English Oak (EOM), Fruitwood (TFM), Gray (HGM), Honey (AHM), Mahogany (TMM), Maple (AVM), Medium Walnut (MWM), Natural Walnut (NLW), Night (ASM), Noce Biondo (NBM), Noce Grigio (NGM), Noce Leggero (NEM), Noce Medio (NMM), Shaker Cherry (SKM), Walnut (TWM), WC Cream (WTM), White (WHM) and Winter Cherry (WCM). Please Specify. Genuine maple faced veneers and solids are used.

DESCRIPTION	FEATURES	MODEL#	STANDARD TEXTILE GRADES											
			1	2	3	4	5	6	7	8	9	10	11	12
 4075	Armchair Upholstered back. COM Yardage: 1.5 Freight Class: 300 Product Weight (lbs.): 25 Cubic Feet Per Carton: 13.25		Does not stack.	Ergonomic Features: M, N										
 4076	Armchair Horizontal wood slat back. COM Yardage: 1 Freight Class: 300 Product Weight (lbs.): 25 Cubic Feet Per Carton: 13.25		Does not stack.	Ergonomic Features: M, N										

LAYNE™



model 8520T





model 8525T

STANDARD FEATURES

- Layne offers classic styling and value in a finely crafted wood framed side chair series.
- Frame construction is beechwood.
- Legs are equipped with White non-marking polypropylene glides. Suitable for both carpet and hard surface flooring.
- Offered in four back styles; Fully Upholstered, Picture Frame or Vertical Wood Slat.
- Check textile availability prior to specifying upholstery material.
- Does not stack.

OPTIONAL FEATURES

- Wood frames are available in Absolute (AAM), Black (BKM), Cherry (ACM), Espresso Cafe (ECM), English Oak (EOM), Fruitwood (TFM), Gray (HGM), Honey (AHM), Mahogany (TMM), Maple (AVM), Medium Walnut (MWM), Natural Walnut (NLW), Night (ASM), Noce Biondo (NBM), Noce Grigio (NGM), Noce Leggero (NEM), Noce Medio (NMM), Shaker Cherry (SKM), Walnut (TWM), WC Cream (WTM), White (WHM) and Winter Cherry (WCM). Please Specify.

DESCRIPTION	FEATURES	MODEL#	STANDARD TEXTILE GRADES												
	Armless Upholstered Side Chair COM Yardage: 1 Freight Class: 300 Product Weight (lbs.): 21 Cubic Feet Per Carton: 13.25	Does not stack. Ergonomic Features: M, N													
			8520T	\$911	\$960	\$995	\$1047	\$1124	\$1149	\$1216	\$1339	\$1399	\$1514	\$1671	\$1867
			OVERALL DIMENSIONS			SEAT DIMENSIONS			BACK DIMENSIONS						
			W	D	H	W	D	H	W	H					
			22.75	24	33	20	18.25	18	17.5	14					
			RTA 00												
	Fully Upholstered Armchair COM Yardage: 2.25 Freight Class: 300 Product Weight (lbs.): 22 Cubic Feet Per Carton: 13.25	Does not stack Ergonomic Features: M, N													
			8521T	\$982	\$1076	\$1150	\$1261	\$1418	\$1492	\$1633	\$1860	\$2035	\$2228	\$2628	\$3055
			OVERALL DIMENSIONS			SEAT DIMENSIONS			BACK DIMENSIONS						
			W	D	H	W	D	H	W	H					
			22.75	24	33	20	18.25	18	17.5	14					
			RTA 00												
	Picture Frame Armchair COM Yardage: 1.25 Freight Class: 300 Product Weight (lbs.): 22 Cubic Feet Per Carton: 13.25	Does not stack Ergonomic Features: M, N													
			8522T	\$1110	\$1150	\$1178	\$1220	\$1278	\$1300	\$1355	\$1450	\$1500	\$1592	\$1718	\$1873
			OVERALL DIMENSIONS			SEAT DIMENSIONS			BACK DIMENSIONS						
			W	D	H	W	D	H	W	H					
			22.75	24	33	20	18.25	18	17.5	14					
			RTA 00												
	Upholstered Armchair COM Yardage: 1 Freight Class: 300 Product Weight (lbs.): 22 Cubic Feet Per Carton: 13.25	Does not stack Ergonomic Features: M, N													
			8525T	\$1037	\$1087	\$1122	\$1178	\$1257	\$1285	\$1351	\$1483	\$1546	\$1664	\$1831	\$2033
			OVERALL DIMENSIONS			SEAT DIMENSIONS			BACK DIMENSIONS						
			W	D	H	W	D	H	W	H					
			22.75	24	33	20	18.25	18	17.5	14					
			RTA 00												

DESCRIPTION

FEATURES

MODEL#

STANDARD TEXTILE GRADES



Vertical Wood Slat Armchair

COM Yardage: 1
Freight Class: 300
Product Weight (lbs.): 22
Cubic Feet Per Carton: 13.25

Does not stack.

Ergonomic Features:
M, N

8526T

1	2	3	4	5	6	7	8	9	10	11	12
\$1077	\$1114	\$1142	\$1185	\$1243	\$1271	\$1325	\$1410	\$1474	\$1549	\$1699	\$1859

OVERALL DIMENSIONS

W D H

22.75 24 33

SEAT DIMENSIONS

W D H

20 18.25 18

BACK DIMENSIONS

W H

17.5 14

RTA 00

LITE



model 5940



model 5944



Closed Loop Arms.



model 5945





model 5951C






STANDARD FEATURES






- Lite is a modern series inspired by classic designs.
- Arms are standard in cantilevered or closed loop. Both are made from fiberglass reinforced nylon, available in Black only.
- Frame is heavy duty, equipped with Sytex™ high-strength polyester webbing suspension system for extra comfort.
- Cantilever frame models are 1" diameter 12 gauge tubular steel.
- Four legged frames are 1" diameter 12 gauge tubular steel front legs and 7/8" diameter 14 gauge tubular steel rear legs, depending on the model.
- Glides are non-marking polypropylene (NM) suitable for both carpet and hard surface flooring.
- All models are rated for active user load of 300 lbs. per seat.
- Dual wheel carpet casters (C82) are standard on caster models.
- Check textile availability prior to specifying upholstery material.






OPTIONAL FEATURES

- Mesh models are available in any of the 24 standard Vue Mesh colors. Seat and back will be the same color mesh. Specify color: Sandy Beach (VU10), Dessert Sand (VU11), Orange Sunset (VU12), Chocolate Fountain (VU13), Artic Blue (VU14), Quarry Grey (VU15), Tidal Wave (VU16), Ivy Moss (VU17), Red Rose (VU18), Black (VU19), White (VU20), Lime (VU21), Chartreuse (VU23), Pool Blue (VU26), Sky (VU28), Ice (VU30), Primary Blue (VU32), Tangerine (VU34), Paprika (VU37), Grain (VU40), Yellow (VU43), Silver Grey (VU55), Silver (VU63), Hot Pink (VU65) and Red Mittens (VU70)
- A selection of glide options is available for four-legged chairs (models 5940, 5941, 5942, 5950, 5951 and 5952). Glides must be chosen to best suit flooring type and site conditions.
- Glides with felt pads (FG) are available for vinyl sheet, cork or laminate flooring, please specify. Add \$64.
- Glides with rubber pads (RG) are available for vinyl, hardwood, laminate, stone or ceramic flooring, please specify. Add \$64.
- For hard floor surface flooring casters please specify C9R, add \$104.
- **Frame finish**
(TBL) Black (TBZ) Buzz Blue
(TCC) Cactus (TCR) Carrot
(TDJ) Dijon (TDW) Designer White
(TEG) Eggplant (TFO) Fog
(TFR) Frost (TIN) Ink
(TIV) Cloud (TKA) Kalua
(TLA) Latte (TMO) Mocha
(TOA) Toast (TNE) Nevada
(TSH) Shadow (TSN) Sand
(TSR) Scarlet (TTU) Tungsten
(CHM) Chrome. Add \$106
(BCH) Brushed Chrome. Add \$113 for four-legged frame. Add \$240 for cantilever frame. Please Specify.

DESCRIPTION	FEATURES	MODEL#	STANDARD TEXTILE GRADES											
			1	2	3	4	5	6	7	8	9	10	11	12
	Four-legged Frame Armless COM Yardage: N/A Freight Class: 150 Product Weight (lbs.): 26 Cubic Feet Per Carton: 12.5	Does not stack.	5940	\$846										
			OVERALL DIMENSIONS			SEAT DIMENSIONS			BACK DIMENSIONS					
			W	D	H	W	D	H	W	H				
			21.75	24.75	34.25	20	17	19	16	19				
			RTA 00											
	Four-legged Frame Armless w/Casters COM Yardage: N/A Freight Class: 150 Product Weight (lbs.): 26 Cubic Feet Per Carton: 12.5	Does not stack.	5940C	\$977										
			OVERALL DIMENSIONS			SEAT DIMENSIONS			BACK DIMENSIONS					
			W	D	H	W	D	H	W	H				
			21.75	24.75	34.25	20	17	19	16	19				
			RTA 00											

DESCRIPTION		FEATURES	MODEL#	STANDARD TEXTILE GRADES												
	Four-legged Frame w/Cantilever Arms COM Yardage: N/A Freight Class: 150 Product Weight (lbs.): 29 Cubic Feet Per Carton: 13.75	Does not stack.	5941	1	2	3	4	5	6	7	8	9	10	11	12	
				\$972												
				OVERALL DIMENSIONS			SEAT DIMENSIONS			BACK DIMENSIONS						
				W	D	H	W	D	H	W	H					
				24	25.5	34.25	20	17	19	16	19					
			RTA 00	FedEx		ups										
	Four-legged Frame w/Cantilever Arms & Casters COM Yardage: N/A Freight Class: 150 Product Weight (lbs.): 29 Cubic Feet Per Carton: 13.75	Does not stack.	5941C	1	2	3	4	5	6	7	8	9	10	11	12	
				\$1104												
				OVERALL DIMENSIONS			SEAT DIMENSIONS			BACK DIMENSIONS						
				W	D	H	W	D	H	W	H					
				24	25.5	34.25	20	17	19	16	19					
			RTA 00	FedEx		ups										
	Four-legged Frame w/ Loop Arms COM Yardage: N/A Freight Class: 150 Product Weight (lbs.): 29 Cubic Feet Per Carton: 13.75	Does not stack.	5942	1	2	3	4	5	6	7	8	9	10	11	12	
				\$972												
				OVERALL DIMENSIONS			SEAT DIMENSIONS			BACK DIMENSIONS						
				W	D	H	W	D	H	W	H					
				23.75	25.5	34.25	20	17	19	16	19					
			RTA 00	FedEx		ups										
	Four-legged Frame w/ Loop Arms & Casters COM Yardage: N/A Freight Class: 150 Product Weight (lbs.): 29 Cubic Feet Per Carton: 13.75	Does not stack.	5942C	1	2	3	4	5	6	7	8	9	10	11	12	
				\$1104												
				OVERALL DIMENSIONS			SEAT DIMENSIONS			BACK DIMENSIONS						
				W	D	H	W	D	H	W	H					
				23.75	25.5	34.25	20	17	19	16	19					
			RTA 00													
	Cantilever Frame Armless COM Yardage: N/A Freight Class: 150 Product Weight (lbs.): 27 Cubic Feet Per Carton: 12.5	Does not stack.	5943	1	2	3	4	5	6	7	8	9	10	11	12	
				\$916												
				OVERALL DIMENSIONS			SEAT DIMENSIONS			BACK DIMENSIONS						
				W	D	H	W	D	H	W	H					
				21.75	23.5	34.25	20	17	19	16	19					
			RTA 00													

DESCRIPTION	FEATURES	MODEL#	STANDARD TEXTILE GRADES												
	Cantilever Frame w/Cantilever Arms COM Yardage: N/A Freight Class: 150 Product Weight (lbs.): 35 Cubic Feet Per Carton: 13.75	Does not stack.													
			1	2	3	4	5	6	7	8	9	10	11	12	
			5944	\$1042											
			OVERALL DIMENSIONS			SEAT DIMENSIONS			BACK DIMENSIONS						
			W	D	H	W	D	H	W	H					
24	23.5	34.25	20	17	19	16	19								
			RTA 00												
	Cantilever Frame w/Loop Arms COM Yardage: N/A Freight Class: 150 Product Weight (lbs.): 35 Cubic Feet Per Carton: 13.75	Does not stack.													
			1	2	3	4	5	6	7	8	9	10	11	12	
			5945	\$1042											
			OVERALL DIMENSIONS			SEAT DIMENSIONS			BACK DIMENSIONS						
			W	D	H	W	D	H	W	H					
23.75	23.5	34.25	20	17	19	16	19								
			RTA 00												
			FedEx UPS												
	Upholstered Four-legged Frame Armless COM Yardage: 1.50 Freight Class: 150 Product Weight (lbs.): 26 Cubic Feet Per Carton: 12.5	Does not stack.													
			1	2	3	4	5	6	7	8	9	10	11	12	
			5950	\$700	\$767	\$812	\$884	\$984	\$1033	\$1126	\$1272	\$1383	\$1510	\$1770	\$2045
			OVERALL DIMENSIONS			SEAT DIMENSIONS			BACK DIMENSIONS						
			W	D	H	W	D	H	W	H					
21.75	24.75	34.25	20	17	19	16	19								
			RTA 00												
	Upholstered Four-legged Frame Armless w/Casters COM Yardage: 1.50 Freight Class: 150 Product Weight (lbs.): 26 Cubic Feet Per Carton: 12.5	Does not stack.													
			1	2	3	4	5	6	7	8	9	10	11	12	
			5950C	\$833	\$900	\$945	\$1017	\$1117	\$1166	\$1259	\$1405	\$1516	\$1643	\$1903	1362
			OVERALL DIMENSIONS			SEAT DIMENSIONS			BACK DIMENSIONS						
			W	D	H	W	D	H	W	H					
21.75	24.75	34.25	20	17	19	16	19								
			RTA 00												
	Upholstered Four-legged Frame w/Cantilever Arms COM Yardage: 1.50 Freight Class: 150 Product Weight (lbs.): 29 Cubic Feet Per Carton: 13.75	Does not stack.													
			1	2	3	4	5	6	7	8	9	10	11	12	
			5951	\$822	\$889	\$934	\$1006	\$1106	\$1155	\$1248	\$1394	\$1505	\$1632	\$1892	1357
			OVERALL DIMENSIONS			SEAT DIMENSIONS			BACK DIMENSIONS						
			W	D	H	W	D	H	W	H					
24	25.5	34.25	20	17	19	16	19								
			RTA 00												

DESCRIPTION	FEATURES	MODEL#	STANDARD TEXTILE GRADES												
	Upholstered Four-legged Frame w/Cantilever Arms & Casters COM Yardage: 1.50 Freight Class: 150 Product Weight (lbs.): 29 Cubic Feet Per Carton: 13.75		Does not stack.												
	Upholstered Four-legged Frame w/Loop Arms COM Yardage: 1.50 Freight Class: 150 Product Weight (lbs.): 29 Cubic Feet Per Carton: 13.75		Does not stack.												
	Upholstered Four-legged Frame w/Loop Arms & Casters COM Yardage: 1.50 Freight Class: 150 Product Weight (lbs.): 29 Cubic Feet Per Carton: 13.75		Does not stack.												
	Upholstered Cantilever Frame Armless COM Yardage: 1.50 Freight Class: 150 Product Weight (lbs.): 27 Cubic Feet Per Carton: 12.5		Does not stack.												
	Upholstered Cantilever Frame w/Cantilever Arms COM Yardage: 1.50 Freight Class: 150 Product Weight (lbs.): 35 Cubic Feet Per Carton: 13.75		Does not stack.												


	1	2	3	4	5	6	7	8	9	10	11	12
5951C	\$957	\$1024	\$1069	\$1141	\$1241	\$1290	\$1383	\$1529	\$1640	\$1767	\$2027	1439
OVERALL DIMENSIONS				SEAT DIMENSIONS				BACK DIMENSIONS				
W	D	H	W	D	H	W	H					
24	25.5	34.25	20	17	19	16	19					
RTA 00												

	1	2	3	4	5	6	7	8	9	10	11	12
5952	\$822	\$889	\$934	\$1006	\$1106	\$1155	\$1248	\$1394	\$1505	\$1632	\$1892	1357
OVERALL DIMENSIONS				SEAT DIMENSIONS				BACK DIMENSIONS				
W	D	H	W	D	H	W	H					
23.75	25.5	34.25	20	17	19	16	19					
RTA 00												

	1	2	3	4	5	6	7	8	9	10	11	12
5952C	\$957	\$1024	\$1069	\$1141	\$1241	\$1290	\$1383	\$1529	\$1640	\$1767	\$2027	1439
OVERALL DIMENSIONS				SEAT DIMENSIONS				BACK DIMENSIONS				
W	D	H	W	D	H	W	H					
23.75	25.5	34.25	20	17	19	16	19					
RTA 00												

	1	2	3	4	5	6	7	8	9	10	11	12
5953	\$766	\$833	\$878	\$950	\$1050	\$1099	\$1192	\$1338	\$1449	\$1576	\$1836	1323
OVERALL DIMENSIONS				SEAT DIMENSIONS				BACK DIMENSIONS				
W	D	H	W	D	H	W	H					
21.75	23.5	34.25	20	17	19	16	19					
RTA 00												

	1	2	3	4	5	6	7	8	9	10	11	12
5954	\$894	\$961	\$1006	\$1078	\$1178	\$1227	\$1320	\$1466	\$1577	\$1704	\$1964	\$2239
OVERALL DIMENSIONS				SEAT DIMENSIONS				BACK DIMENSIONS				
W	D	H	W	D	H	W	H					
24	23.5	34.25	20	17	19	16	19					
RTA 00												

DESCRIPTION	FEATURES	MODEL#	STANDARD TEXTILE GRADES												
	Upholstered Cantilever Frame w/Loop Arms COM Yardage: 1.50 Freight Class: 150 Product Weight (lbs.): 35 Cubic Feet Per Carton: 13.75	Does not stack.		1	2	3	4	5	6	7	8	9	10	11	12
			5955	\$894	\$961	\$1006	\$1078	\$1178	\$1227	\$1320	\$1466	\$1577	\$1704	\$1964	1400
			OVERALL DIMENSIONS			SEAT DIMENSIONS			BACK DIMENSIONS						
			W	D	H	W	D	H	W	H					
			23.75	23.5	34.25	20	17	19	16	19					
			RTA 00												

MARCHE™



model 8624 (BCH) model 8621 (CH)

STANDARD FEATURES

- A contemporary wood seating series.
- Legs are standard in Black with Black non-marking glides.
- Does not stack.
- Check textile availability prior to specifying upholstery material.


OPTIONAL FEATURES


- Wood backs are available in Absolute (AAM), Black (BKM), Cherry (ACM), English Oak (EOM), Espresso Cafe (ECM), Fruitwood (TFM), Gray (HGM), Honey (AHM), Mahogany (TMM), Maple (AVM), Medium Walnut (MWM), Night (ASM),


Noce Biondo (NBM), Noce Grigio (NGM), Noce Leggero (NEM), Noce Medio (NMM), Shaker Cherry (SKM), Walnut (TWM), WC Cream (WTM), White (WHM) and Winter Cherry (WCM). Please Specify.


- Optional finishes are available at an upcharge. For models 8621, 8622 or 8624 add \$100 for Chrome (CHM) or Brushed Chrome (BCH), Add \$69 for Tungsten (TTU).

For models 8621S, 8622S or 8624S add \$132 for Chrome (CHM) or Brushed Chrome (BCH), Add \$94 for Tungsten (TTU).

DESCRIPTION		FEATURES	MODEL#	STANDARD TEXTILE GRADES											
				1	2	3	4	5	6	7	8	9	10	11	12
			8621	\$1248	\$1288	\$1319	\$1365	\$1429	\$1458	\$1518	\$1611	\$1683	\$1763	\$1928	\$2103
Side Chair Open wood back COM Yardage: 1 Freight Class: 250 Product Weight (lbs.): 18.1 Cubic Feet Per Carton: 11.25		Does not stack.	OVERALL DIMENSIONS			SEAT DIMENSIONS			BACK DIMENSIONS						
			W	D	H	W	D	H	W	H					
			20	21	31.5	19	16.5	19	20	13.5					
			RTA 00	FedEx											

				1	2	3	4	5	6	7	8	9	10	11	12
			8622	\$1259	\$1367	\$1402	\$1455	\$1530	\$1557	\$1621	\$1747	\$1804	\$1920	\$2077	\$2273
Side Chair Closed Upholstered Wood back COM Yardage: 2.25 Freight Class: 250 Product Weight (lbs.): 22.05 Cubic Feet Per Carton: 11.25		Does not stack.	OVERALL DIMENSIONS			SEAT DIMENSIONS			BACK DIMENSIONS						
			W	D	H	W	D	H	W	H					
			20	21	31.5	19	16.5	19	20	13.5					
			RTA 00												

				1	2	3	4	5	6	7	8	9	10	11	12
			8624	\$1248	\$1288	\$1319	\$1365	\$1429	\$1458	\$1518	\$1611	\$1683	\$1763	\$1928	\$2103
Side Chair Closed Wood Back COM Yardage: 1 Freight Class: 250 Product Weight (lbs.): 20.22 Cubic Feet Per Carton: 11.25		Does not stack.	OVERALL DIMENSIONS			SEAT DIMENSIONS			BACK DIMENSIONS						
			W	D	H	W	D	H	W	H					
			20	21	31.5	19	16.5	19	20	13.5					
			RTA 00												

				1	2	3	4	5	6	7	8	9	10	11	12
			8621S26	\$1539	\$1575	\$1599	\$1633	\$1684	\$1707	\$1756	\$1828	\$1884	\$1948	\$2075	\$2215
Counter Stool Open Wood Back COM Yardage: 1 Freight Class: 300 Product Weight (lbs.): 32 Cubic Feet Per Carton: 13		Does not stack.	OVERALL DIMENSIONS			SEAT DIMENSIONS			BACK DIMENSIONS						
			W	D	H	W	D	H	W	H					
			20	21	38.5	19	16.5	26	20	13.5					
			RTA 00												

Side Chair Open wood back
COM Yardage: 1
Freight Class: 250
Product Weight (lbs.): 18.1
Cubic Feet Per Carton: 11.25

Does not stack.

Side Chair Closed Upholstered Wood back
COM Yardage: 2.25
Freight Class: 250
Product Weight (lbs.): 22.05
Cubic Feet Per Carton: 11.25






Does not stack.

Side Chair Closed Wood Back
COM Yardage: 1
Freight Class: 250
Product Weight (lbs.): 20.22
Cubic Feet Per Carton: 11.25

Does not stack.

Counter Stool Open Wood Back
COM Yardage: 1
Freight Class: 300
Product Weight (lbs.): 32
Cubic Feet Per Carton: 13

Does not stack.

DESCRIPTION	FEATURES	MODEL#	STANDARD TEXTILE GRADES											
 Counter Stool Closed Upholstered Wood Back COM Yardage: 2.25 Freight Class: 250 Product Weight (lbs.): 32 Cubic Feet Per Carton: 13	Does not stack.	8622S26	1	2	3	4	5	6	7	8	9	10	11	12
			\$1601	\$1689	\$1754	\$1856	\$1998	\$2068	\$2197	\$2403	\$2563	\$2740	\$3104	\$3495
			OVERALL DIMENSIONS			SEAT DIMENSIONS			BACK DIMENSIONS					
			W	D	H	W	D	H	W	H				
			20	21	38.5	19	16.5	26	20	13.5				
			RTA 00											
 Counter Stool Closed Wood Back COM Yardage: 1 Freight Class: 250 Product Weight (lbs.): 32 Cubic Feet Per Carton: 13	Does not stack.	8624S26	1	2	3	4	5	6	7	8	9	10	11	12
			\$1539	\$1575	\$1599	\$1633	\$1684	\$1707	\$1756	\$1828	\$1884	\$1948	\$2075	\$2215
			OVERALL DIMENSIONS			SEAT DIMENSIONS			BACK DIMENSIONS					
			W	D	H	W	D	H	W	H				
			20	21	38.5	19	16.5	26	20	13.5				
			RTA 00											
 Barstool Open Wood Back COM Yardage: 1 Freight Class: 250 Product Weight (lbs.): 38 Cubic Feet Per Carton: 14	Does not stack.	8621S30	1	2	3	4	5	6	7	8	9	10	11	12
			\$1621	\$1732	\$1751	\$1785	\$1829	\$1842	\$1881	\$1957	\$1994	\$2061	\$2156	\$2272
			OVERALL DIMENSIONS			SEAT DIMENSIONS			BACK DIMENSIONS					
			W	D	H	W	D	H	W	H				
			20	21	42.5	19	16.5	30	20	13.5				
			RTA 00											
 Barstool Closed Upholstered Wood Back COM Yardage: 2.25 Freight Class: 250 Product Weight (lbs.): 38 Cubic Feet Per Carton: 14	Does not stack.	8622S30	1	2	3	4	5	6	7	8	9	10	11	12
			\$1683	\$1771	\$1836	\$1938	\$2080	\$2149	\$2277	\$2485	\$2645	\$2822	\$3186	\$3575
			OVERALL DIMENSIONS			SEAT DIMENSIONS			BACK DIMENSIONS					
			W	D	H	W	D	H	W	H				
			20	21	42.5	19	16.5	30	20	13.5				
			RTA 00											
 Barstool Closed Wood Back COM Yardage: 1 Freight Class: 250 Product Weight (lbs.): 38 Cubic Feet Per Carton: 14	Does not stack.	8624S30	1	2	3	4	5	6	7	8	9	10	11	12
			\$1621	\$1732	\$1751	\$1785	\$1829	\$1842	\$1881	\$1957	\$1994	\$2061	\$2156	\$2272
			OVERALL DIMENSIONS			SEAT DIMENSIONS			BACK DIMENSIONS					
			W	D	H	W	D	H	W	H				
			20	21	42.5	19	16.5	30	20	13.5				
			RTA 00											



model 8335T model 8336T


STANDARD FEATURES


- Mayne offers classic styling and value in a finely crafted wood framed side chair.
- Frame construction is beechwood.
- Legs are equipped with White non-marking polypropylene glides Suitable for both carpet and hard surface flooring.
- Offered in two back styles; Upholstered back or Vertical wood slat.
- Check textile availability prior to specifying upholstery material.
- Does not stack.

OPTIONAL FEATURES

- Wood frames available in Absolute (**AAM**), Black (**BKM**), Cherry (**ACM**), Espresso Cafe (**ECM**), English Oak (**EOM**), Fruitwood (**TFM**), Gray (**HGM**), Honey (**AHM**), Mahogany (**TMM**), Maple (**AVM**), Medium Walnut (**MWM**), Natural Walnut (**NLW**), Night (**ASM**), Noce Biondo (**NBM**), Noce Grigio (**NGM**), Noce Leggero (**NEM**), Noce Medio (**NMM**), Shaker Cherry (**SKM**), Walnut (**TWM**), WC Cream (**WTM**), White (**WHM**) and Winter Cherry (**WCM**). Please Specify..

MULTI-PURPOSE

DESCRIPTION	FEATURES	MODEL #	STANDARD TEXTILE GRADES												
	Upholstered Armchair COM Yardage: 1 Freight Class: 250 Product Weight (lbs.): 27 Cubic Feet Per Carton: 13.25	Does not stack. Ergonomic Features: M, N	8335T	1	2	3	4	5	6	7	8	9	10	11	12
				\$1100	\$1148	\$1184	\$1236	\$1310	\$1337	\$1403	\$1527	\$1587	\$1702	\$1859	\$2054
				OVERALL DIMENSIONS			SEAT DIMENSIONS			BACK DIMENSIONS					
				W	D	H	W	D	H	W	H				
				23	24.5	33	20	18.25	18		17.5	14			
			RTA 00												

	Vertical Wood Slat Armchair COM Yardage: 1 Freight Class: 300 Product Weight (lbs.): 25 Cubic Feet Per Carton: 13.25	Does not stack. Ergonomic Features: M, N	8336T	1	2	3	4	5	6	7	8	9	10	11	12
				\$1139	\$1176	\$1204	\$1245	\$1303	\$1329	\$1384	\$1465	\$1531	\$1601	\$1748	\$1904
				OVERALL DIMENSIONS			SEAT DIMENSIONS			BACK DIMENSIONS					
				W	D	H	W	D	H	W	H				
				23	24.5	33	20	18.25	18		17.5	14			
			RTA 00												

MODA™



model 6960



model 6961

Also see Moda Stacking Chairs



For Moda stacking chairs, please see 186.

STANDARD FEATURES

- Moda is an upscale, classic looking multi-purpose product, ideal for conference rooms, training, break out and collaboration areas as well as light-use tasking.
- Chairs are molded with a one-piece shell. Available in Night (**BLK**), Cloud (**IVC**) or Shadow (**SHW**).
- Chair frame consists of a Polished Aluminum chassis on four steel legs in a durable Chrome finish.
- Standard with nylon glides (**N1**), suitable for carpet, rubber or concrete flooring.
- Check textile availability prior to specifying upholstery material.
- Four legged chairs do not stack.

OPTIONAL FEATURES

- All models are available with optional armcaps in Black self-skinned urethane (SSU), or in Black, White or Clear Grey finish hard plastic.
- Model 6961 armcaps can also be upholstered in the matching fabric, vinyl or leather.
- Glides with felt pads (**FG**) are available for vinyl sheet, cork or laminate flooring, please specify. Add \$40.
- Glides with felt pads (**RG**) are available for vinyl sheet, hardwood, laminate, stone or ceramic flooring, please specify. Add \$40.
- Adjustable swivel glides (**SWG**) are available for uneven floors, please specify. No upcharge



OPTION CODES


Please add option codes in the following order:

- **Model number**
6960 Armchair
6961 Armchair w/upholstered seat
- **Textile**
Specify textile code for seat (model 6961 only).
- **Shell color** (no upcharge)
(**BLK**) Night
(**IVC**) Cloud
(**SHW**) Shadow
- **Frame finish**
(**CHM**) Chrome. No upcharge.
(**TBL**) Black. Add \$92.
(**TTU**) Tungsten. Add \$92.
(**BT**) Butternut woodgrain. Add \$188.
(**EB**) Ebony woodgrain. Add \$188.
(**WU**) Walnut woodgrain. Add \$188.
- **Armcaps**
(**NC**) No armcaps.
(**SS**) Black SSU. Add \$7.
(**GC**) Clear Grey hard plastic. Add \$40.
(**H3**) Black hard plastic. Add \$40.
(**H4**) White hard plastic. Add \$40.
Armcaps (to match woodgrain frame finish only)
(**BT**) Butternut woodgrain. Add \$130.
(**EB**) Ebony woodgrain. Add \$130.
(**WU**) Walnut woodgrain. Add \$130.
Armcaps (upholstered model 6961 only)
(**UP**) Matching upholstery. Add \$78.
- **Glide style** (no upcharge)
(**FX**) Fixed glide (STD)
(**SWG**) Adjustable swivel
- **Glide type**
(**N1**) Standard nylon. No upcharge.
(**FG**) Felt. Add \$40.
(**RG**) Rubber. Add \$40.

EXAMPLE MODA ORDER CODE:

6960	-HD05	-IVC	-CHM	-NC	-FX	-N1
Model #	Textile	Shell	Frame	Armcaps	Glide style	Glide type

DESCRIPTION	FEATURES	MODEL #	STANDARD TEXTILE GRADES																		
	Polypropylene seat & back.	6960	1	2	3	4	5	6	7	8	9	10	11	12							
			\$816																		
	Upholstered seat/polypropylene back.	6961	1	2	3	4	5	6	7	8	9	10	11	12							
			\$963	\$1001	\$1030	\$1072	\$1130	\$1159	\$1214	\$1300	\$1367	\$1441	\$1593	\$1756							
			OVERALL DIMENSIONS			SEAT DIMENSIONS			BACK DIMENSIONS												
			W	D	H	W	D	H	W	H											
			25	25	31	20.5	18	15.5	20	16											
			OVERALL DIMENSIONS			SEAT DIMENSIONS			BACK DIMENSIONS												
			W	D	H	W	D	H	W	H											
			25	25	31	20.5	18	16	20	15.5											
			RTA 1			1 per carton															

	Upholstered seat/polypropylene back.	6961	1	2	3	4	5	6	7	8	9	10	11	12							
			\$963	\$1001	\$1030	\$1072	\$1130	\$1159	\$1214	\$1300	\$1367	\$1441	\$1593	\$1756							
			OVERALL DIMENSIONS			SEAT DIMENSIONS			BACK DIMENSIONS												
			W	D	H	W	D	H	W	H											
			25	25	31	20.5	18	16	20	15.5											
			RTA 1			1 per carton															

MODA



model 6962 model 6963

Also see Moda Stacking Chairs



For Moda four-legged chairs, please see 185.

STANDARD FEATURES

- Moda is an upscale, classic looking multi-purpose product, ideal for conference rooms, training, break out and collaboration areas as well as light-use tasking.
- Chairs are molded with a one-piece shell. Available in Night (**BLK**), Cloud (**IVC**) or Shadow (**SHW**).
- Chair frame consists of 0.5" diameter solid steel rod available exclusively in a durable Chrome finish. No crossbar to interfere with feet or leg positions.
- Chairs can be ganged together using ganging clamp set 6970.
- Standard with shell-matching nylon glides (**N1**), suitable for carpet, rubber or concrete flooring.
- Check textile availability prior to specifying upholstery material.

OPTIONAL FEATURES

- All models are available with optional armcaps in Black self-skinned urethane (SSU), or in Black, White or Clear Grey finish hard plastic.
- Model 6963 armcaps can also be upholstered in the matching fabric, vinyl or leather.
- Glides with felt pads (**FG**) are available for vinyl sheet, cork or laminate flooring, please specify. Add \$40.
- Glides with felt pads (**RG**) are available for vinyl sheet, hardwood, laminate, stone or ceramic flooring, please specify. Add \$40.

Please add option codes in the following order:

- **Model number**
6962 Armchair
6963 Armchair w/upholstered seat
- **Textile**
Specify textile code for seat (model 6963 only).
- **Shell color** (no upcharge)
(**BLK**) Night
(**IVC**) Cloud
(**SHW**) Shadow
- **Armcaps**
(**NC**) No armcaps.
(**SS**) Black SSU. Add \$70.
(**GC**) Clear Grey hard plastic. Add \$93
(**H3**) Black hard plastic. Add \$40.
(**H4**) White hard plastic. Add \$40.
(**UP**) Matching upholstery (upholstered model 6963 only). Add \$78.
- **Glides**
(**N1**) Standard nylon. No upcharge.
(**FG**) Felt. Add \$40.
(**RG**) Rubber. Add \$40.

EXAMPLE MODA ORDER CODE:

6963	-HD05	-IVC	-NC	-N1
Model #	Textile	Shell	Armcaps	Glides

DESCRIPTION

FEATURES

MODEL #

STANDARD TEXTILE GRADES



Armchair

COM Yardage: N/A
Freight Class: 300
Product Weight (lbs.): 16
Cubic Feet Per Carton: 15.75

Polypropylene seat & back.
Stacks 5 high on floor
Stacks 14 high on dolly

	1	2	3	4	5	6	7	8	9	10	11	12
6962	\$728											

OVERALL DIMENSIONS			SEAT DIMENSIONS			BACK DIMENSIONS	
W	D	H	W	D	H	W	H
25	25	31	20.5	18	17	20	15

RTA 1 2 per carton



Armchair

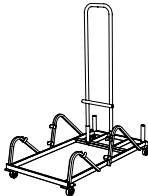

COM Yardage: 0.75
Freight Class: 300
Product Weight (lbs.): 17
Cubic Feet Per Carton: 15.75

Upholstered seat/polypropylene back.
Stacks 4 high on floor
Stacks 8 high on dolly.

	1	2	3	4	5	6	7	8	9	10	11	12
6963	\$875	\$913	\$942	\$984	\$1043	\$1071	\$1124	\$1211	\$1277	\$1352	\$1502	\$1666

OVERALL DIMENSIONS			SEAT DIMENSIONS			BACK DIMENSIONS	
W	D	H	W	D	H	W	H
25	25	31	20.5	18	17.5	20	15

RTA 1 2 per carton

DESCRIPTION	FEATURES	MODEL #	STANDARD TEXTILE GRADES											
 Medium Density Dolly COM Yardage: N/A Freight Class: 150 Product Weight (lbs.): 43 Cubic Feet Per Carton: 13.25	For use w/ sled base chairs only	6969	1	2	3	4	5	6	7	8	9	10	11	12
		OVERALL DIMENSIONS			SEAT DIMENSIONS			BACK DIMENSIONS						
		W	D	H	W	D	H	W	H					
		25	63	36.75	-	-	-	-	-					
		RTA 00			FedEx			ups			1 per carton			
 Ganging Clamp COM Yardage: N/A Freight Class: 70 Product Weight (lbs.): 0.13 Cubic Feet Per Carton: 0.3	Two per chair recommended. Packed 2 per bag For use w/ sled base chairs only	6970	1	2	3	4	5	6	7	8	9	10	11	12
		OVERALL DIMENSIONS			SEAT DIMENSIONS			BACK DIMENSIONS						
		W	D	H	W	D	H	W	H					
		3.0	1.5	0.75	-	-	-	-	-					
		RTA 00			FedEx			ups			25 per carton			

POPCORN



model 6711



model 6712



model 6743TR



Hand Hold Feature

	Chair Stacking Capability		Stool Stacking Capability
	Stacks on floor	Stacks on dolly	Stacks on floor
Armless			
Polypropylene seat	up to 10 high	up to 34 high	up to 8 high
Upholstered seat	up to 8 high	up to 15 high	up to 8 high
With Arms			
Polypropylene seat	up to 10 high	up to 34 high	up to 8 high
Upholstered seat	up to 8 high	up to 15 high	up to 8 high

STANDARD FEATURES

- Popcorn a high quality stacking chair that is ideal for multi-purpose stack applications within corporate, government and healthcare facilities.
- Chair frame is constructed of 1/2" diameter solid chrome steel rod available exclusively in a durable chrome finish. There is no crossbar to interfere with feet or leg positions. Chrome frame without glides is standard and suitable for cork, rubberized and carpeted floors.
- Wall saver frame design; the base touches the wall before the upper back to protect the wall from damage.
- Upper back features a cut out hand hold to assist in stacking and transportation.
- Seat and back is a one piece polypropylene shell for strength and ease of cleaning and disinfecting.
- Chairs can be ganged together using ganging clamp set (6626), providing a 2" space between armchair models and 5" space between armless models.
- Upholstered models are equipped with a smooth black shroud underneath the seat to help prevent frame imprints on the lower chair while stacked.
- Task chairs are available with a tablet. Tablet arms are extremely rugged and meets ANSI-BIFMA testing requirements. Tablet hinges up to allow ease of egress. Tablet slides forward and back to accommodate any body size comfortably. Tablet models do not stack.
- Standard tablet (DB) size is 18"D x 14.5"W and is made of Black polymer. Tablets are attached at the left or right (as seated) of the task chair.
- Popcorn beam seating consists of upper seat units (6717, 6719) including mounting brackets and all hardware necessary for attachment to beam.
- For all beam components, tables and a complete list of available upper seat units, see Beam Seating series.
- **Specifications and pricing are for 1 chair.**

OPTIONAL FEATURES

- Polypropylene shell and coordinating arms are available in 14 designer colors. Choose from Buzz Blue (**BZB**), Cactus (**CCT**), Carrot (**CRO**), Cloud (**IVC**), Dijon (**DJN**), Eggplant (**EGP**), Fog (**FOG**), Frost (**FRO**), Ink (**INK**), Latte (**LAB**), Night (**BLK**), Sand (**SND**), Scarlet (**SAR**), and Shadow (**SHW**).
- An optional 18.5"D x 18.5"W high pressure laminate writing tablet is available. The core is hardwood veneer plywood with radiused edge finished in clear lacquer. This writing tablet is offered in the following finishes: Black (**BLK**), Clear Maple (**CMB**), Designer White (**DWT**) and Noce Grigio (**NGL**). Please specify. Add \$68.
- Check textile availability prior to specifying upholstery material.
- Chairs will have additional stitch details when upholstered in vinyl.
- For hard surface flooring casters on Task chairs, please specify (**C9R**). Add \$76.
- A selection of glide options is available. Glides must be chosen to best suit flooring type and site conditions.
- Clear polycarbonate glides (**CG**) are available for carpet, rubber or concrete flooring, please specify. Add \$19
- Glides with felt pads (**FG**) are available for vinyl sheet, cork or laminate flooring, please specify. Add \$36.
- Glides with rubber pads (**RG**) are available for vinyl, hardwood, laminate, stone or ceramic flooring, please specify. Add \$36.
- Glides with stainless steel pads (**SG**) are available for carpet or rubber flooring, specify. Add \$36.

DESCRIPTION

FEATURES

MODEL#

STANDARD TEXTILE GRADES



Armchair

COM Yardage: N/A
Freight Class: 150
Product Weight (lbs.): 23.5
Cubic Feet Per Carton: 4.44 (4 per carton)

Polypropylene Seat and Back.
Stacks 10 high on floor.
Stacks 34 high on dolly

	1	2	3	4	5	6	7	8	9	10	11	12
6710	\$367											

OVERALL DIMENSIONS

W D H

24.5 23.5 32.5

SEAT DIMENSIONS

W D H

18 18 16.5

BACK DIMENSIONS

W H

19.5 16

RTA 00



Armless Chair

COM Yardage: N/A
Freight Class: 150
Product Weight (lbs.): 17.25
Cubic Feet Per Carton: 14.75 (4 per carton)

Polypropylene Seat and Back.
Stacks 10 high on floor.
Stacks 34 high on dolly

	1	2	3	4	5	6	7	8	9	10	11	12
6711	\$241											

OVERALL DIMENSIONS

W D H

20 23.5 32.5

SEAT DIMENSIONS

W D H




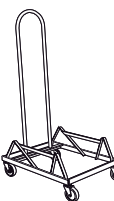

18 18 16.5





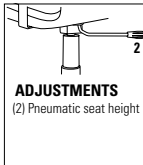

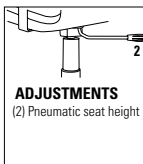
BACK DIMENSIONS


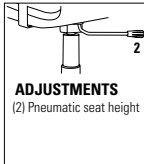




W H




19.5 16

RTA 00

DESCRIPTION	FEATURES	MODEL#	STANDARD TEXTILE GRADES												
			1	2	3	4	5	6	7	8	9	10	11	12	
	Armchair COM Yardage: 0.75 Freight Class: 150 Product Weight (lbs.): 24.5 Cubic Feet Per Carton: 4.81 (4 per carton)	Upholstered seat and Polypropylene Back Stacks 8 high on floor. Stacks 15 high on dolly	6712	\$479	\$514	\$534	\$568	\$615	\$632	\$673	\$752	\$785	\$857	\$955	1078
				OVERALL DIMENSIONS			SEAT DIMENSIONS			BACK DIMENSIONS					
				W	D	H	W	D	H	W	H				
				24.5	23.5	32.5	18	18	17	19.5	15.5				
				RTA 00	FedEx		ups								
	Armless Chair COM Yardage: 0.75 Freight Class: 250 Product Weight (lbs.): 16 Cubic Feet Per Carton: 9 (4 per carton)	Upholstered seat and Polypropylene Back Stacks 8 high on floor. Stacks 15 high on dolly	6713	\$355	\$388	\$408	\$443	\$488	\$506	\$548	\$625	\$660	\$735	\$832	953
				OVERALL DIMENSIONS			SEAT DIMENSIONS			BACK DIMENSIONS					
				W	D	H	W	D	H	W	H				
				20	23.5	32.5	18	18	17	19.5	15.5				
				RTA 00											
	Medium Density Dolly COM Yardage: N/A Freight Class: 250 Product Weight (lbs.): 29 Cubic Feet Per Carton: 9	For upholstered models Can stack chairs up to 15 high Fits through standard 80" door frame	6714	\$815	-	-	-	-	-	-	-	-	-	-	-
				OVERALL DIMENSIONS			SEAT DIMENSIONS			BACK DIMENSIONS					
				W	D	H	W	D	H	W	H				
				23	31	18.5	-	-	-	-	-				
				RTA 00	FedEx		ups								
	High Density Dolly COM Yardage: N/A Freight Class: 125 Product Weight (lbs.): 30 Cubic Feet Per Carton: 5.5	For polypropylene models Can stack chairs up to 34 high Fits through standard 80" door frame	6715	\$815	-	-	-	-	-	-	-	-	-	-	-
				OVERALL DIMENSIONS			SEAT DIMENSIONS			BACK DIMENSIONS					
				W	D	H	W	D	H	W	H				
				21.37	31.75	51.75	-	-	-	-	-				
				RTA 00	FedEx		ups								
	Armless Seat Unit COM Yardage: N/A Freight Class: 150 Product Weight (lbs.): 17 Cubic Feet Per Carton: 6.5 (2 per carton)	Polypropylene Seat and Back. Use with beam.	6717	\$374	-	-	-	-	-	-	-	-	-	-	-
				OVERALL DIMENSIONS			SEAT DIMENSIONS			BACK DIMENSIONS					
				W	D	H	W	D	H	W	H				
				20	21	18	18	18	-	19.5	16				
				RTA 00											

DESCRIPTION		FEATURES	MODEL#	STANDARD TEXTILE GRADES												
				1	2	3	4	5	6	7	8	9	10	11	12	
			6719	\$488	\$524	\$548	\$582	\$633	\$656	\$705	\$777	\$833	\$897	\$1024	\$1164	
Armless Seat Unit COM Yardage: 0.75 Freight Class: 150 Product Weight (lbs.): 18 Cubic Feet Per Carton: 6.5 (2 per carton)		Popcorn Upholstered Seat and Polypropylene Back. Use with beam.		OVERALL DIMENSIONS			SEAT DIMENSIONS			BACK DIMENSIONS						
				W	D	H	W	D	H	W	H					
			20	21	18		18	18	-		19.5	16				
			RTA 00													
			6626	\$32	-	-	-	-	-	-	-	-	-	-	-	
		Ganging Clamp Set - 2 Clamps COM Yardage: N/A Freight Class: 70 Product Weight (lbs.): 0.3 Cubic Feet Per Carton: 0.01 (1 set per carton)		OVERALL DIMENSIONS			SEAT DIMENSIONS			BACK DIMENSIONS						
				W	D	H	W	D	H	W	H					
			1	6.5	00.75		-	-	-		-	-				
			RTA 00													
		 ADJUSTMENTS (2) Pneumatic seat height	List price													
			6741	532												
				OVERALL DIMENSIONS			SEAT DIMENSIONS			BACK DIMENSIONS						
				W	D	H	W	D	H	W	H					
			20	23	30.5		18	18	15.5		19.5	16				
			RTA 00	1 per carton												
		 ADJUSTMENTS (2) Pneumatic seat height		1	2	3	4	5	6	7	8	9	10	11	12	
			6743	651	686	707	745	796	817	865	940	993	1059	1187	1327	
				OVERALL DIMENSIONS			SEAT DIMENSIONS			BACK DIMENSIONS						
				W	D	H	W	D	H	W	H					
			20	23	30.5		18	18	16		19.5	16				
			RTA 00	1 per carton												

DESCRIPTION	FEATURES	MODEL#	STANDARD TEXTILE GRADES											
	 ADJUSTMENTS (2) Pneumatic seat height		1	2	3	4	5	6	7	8	9	10	11	12
		6743TR 6743TL	1008	1039	1060	1093	1141	1163	1205	1274	1324	1385	1502	1631
		OVERALL DIMENSIONS			SEAT DIMENSIONS			BACK DIMENSIONS						
		W	D	H	W	D	H	W	H					
		24.75	26	30.5	18	18	16	19.5	16					
Armless Task w/Tablet COM Yardage: 0.75 Freight Class: 250 Product Weight (lbs.): 42 Cubic Feet Per Carton: 15.75		Upholstered seat/polypropylene back. Ergonomic features: C Specify (L) left or (R) right tablet.	RTA 00		1 per carton									
	Polypropylene Seat and Back. Stacks 8 high on floor.		1	2	3	4	5	6	7	8	9	10	11	12
		6710BS	\$592											
		OVERALL DIMENSIONS			SEAT DIMENSIONS			BACK DIMENSIONS						
		W	D	H	W	D	H	W	H					
		24.5	25.5	44.5	18	18	29	19.5	16					
Barstool w/Arms COM Yardage: N/A Freight Class: 250 Product Weight (lbs.):29 Cubic Feet Per Carton: 21.50 (2 per carton)			RTA 00											
	Polypropylene Seat and Back. Stacks 8 high on floor.		1	2	3	4	5	6	7	8	9	10	11	12
		6710CS	\$592											
		OVERALL DIMENSIONS			SEAT DIMENSIONS			BACK DIMENSIONS						
		W	D	H	W	D	H	W	H					
		24.5	25.5	40.5	18	18	24	19.5	16					
Counter stool w/Arms COM Yardage: N/A Freight Class: 250 Product Weight (lbs.): 24 Cubic Feet Per Carton: 21.50 (2 per carton)			RTA 00											
	Polypropylene Seat and Back. Stacks 8 high on floor.		1	2	3	4	5	6	7	8	9	10	11	12
		6711BS	\$428											
		OVERALL DIMENSIONS			SEAT DIMENSIONS			BACK DIMENSIONS						
		W	D	H	W	D	H	W	H					
		20	25.5	44.5	18	18	29	19.5	16					
Armless Barstool COM Yardage: N/A Freight Class: 250 Product Weight (lbs.): 27 Cubic Feet Per Carton: 17.50 (2 per carton)			RTA 00											
	Polypropylene Seat and Back. Stacks 8 high on floor.		1	2	3	4	5	6	7	8	9	10	11	12
		6711CS	\$428											
		OVERALL DIMENSIONS			SEAT DIMENSIONS			BACK DIMENSIONS						
		W	D	H	W	D	H	W	H					
		20	25.5	40.5	18	18	24	19.5	16					
Armless Counter Stool COM Yardage: N/A Freight Class: 250 Product Weight (lbs.): 22 Cubic Feet Per Carton: 17.50 (2 per carton)			RTA 00											

DESCRIPTION	FEATURES	MODEL#	STANDARD TEXTILE GRADES																	
	Barstool w/Arms COM Yardage: 0.75 Freight Class: 150 Product Weight (lbs.): 24.5 Cubic Feet Per Carton: 4.81 (2 per carton)		Upholstered seat and Polypropylene Back Stacks 8 high on floor.		1	2	3	4	5	6	7	8	9	10	11	12				
				6712BS	\$712	\$747	\$769	\$805	\$855	\$879	\$928	\$1001	\$1054	\$1120	\$1247	\$1386				
				OVERALL DIMENSIONS			SEAT DIMENSIONS			BACK DIMENSIONS										
				W	D	H	W	D	H	W	H									
				24.5	25.5	44.5	18	18	29.5	19.5	16									
				RTA 00																
	Counter Stool w/Arms COM Yardage: 0.75 Freight Class: 150 Product Weight (lbs.): 24.5 Cubic Feet Per Carton: 4.81 (2 per carton)		Upholstered seat and Polypropylene Back Stacks 8 high on floor.		1	2	3	4	5	6	7	8	9	10	11	12				
				6712CS	\$712	\$748	\$772	\$806	\$857	\$880	\$929	\$1001	\$1057	\$1121	\$1248	\$1388				
				OVERALL DIMENSIONS			SEAT DIMENSIONS			BACK DIMENSIONS										
				W	D	H	W	D	H	W	H									
				24.5	25.5	18	18	18	24.5	19.5	16									
				RTA 00																
	Armless Barstool COM Yardage: 0.75 Freight Class: 250 Product Weight (lbs.): 29 Cubic Feet Per Carton: 9 (2 per carton)		Upholstered seat and Polypropylene Back Stacks 8 high on floor.		1	2	3	4	5	6	7	8	9	10	11	12				
				6713BS	\$582	\$617	\$639	\$675	\$725	\$749	\$798	\$871	\$924	\$990	\$1117	\$1256				
				OVERALL DIMENSIONS			SEAT DIMENSIONS			BACK DIMENSIONS										
				W	D	H	W	D	H	W	H									
				20	25.5	18	18	18	29.5	19.5	16									
				RTA 00																
	Armless Counter Stool COM Yardage: 0.75 Freight Class: 250 Product Weight (lbs.): 29 Cubic Feet Per Carton: 9 (2 per carton)		Upholstered seat and Polypropylene Back Stacks 8 high on floor.		1	2	3	4	5	6	7	8	9	10	11	12				
				6713CS	\$582	\$617	\$639	\$675	\$725	\$749	\$798	\$871	\$924	\$990	\$1117	\$1256				
				OVERALL DIMENSIONS			SEAT DIMENSIONS			BACK DIMENSIONS										
				W	D	H	W	D	H	W	H									
				20	25.5	18	18	18	24.5	19.5	16									
				RTA 00																

REBOUND™



Model R5APUG
Armchair, Upholstered Seat



Model R5CSAPUG
Counter Stool, Arms, Upholstered Seat

	Chair Stacking Capability		Stools Stacking Capability
	stacks on floor	stacks on dolly (RDOL)	stacks on floor only
Four-Leg (Glide/Caster) + Sled Base Models			
Polypropylene	up to 5 high	up to 10 high	up to 5 high
Upholstered seat	up to 5 high	up to 10 high	up to 5 high

EXAMPLE REBOUND ORDER CODE:

R5APUG	CCT	BL20	CHM	NM
Model #	Back, seat and arm Textile	Seat Textile	Frame Finish	Glide Type

STANDARD FEATURES

- Designed by Alessandro Piretti, the Rebound series has a flexible back designed for ultimate comfort in multi-purpose seating. The series includes: four-leg and sled base chairs and four leg counter and bar stools.
- Features a cleanable, easy to wipe down, all polypropylene shell design in a wide variety of finishes.
- Models available with all polypropylene back/seat or polypropylene back/upholstered seat.
- Models available with or without arms. Arms match selected shell finish.
- Four leg and sled base models have tubular steel bases available in a wide variety of painted and metallic finishes.
- Chairs with four legs are available with glides (G suffix models) and casters (C suffix models). Select from a variety of glide types to best suit the flooring type and site conditions. See upcharges.
- Sled base chairs are available with either Black or White nylon glides.
- Four leg (glide and caster) chairs and sled base chairs are stackable up to 5 high on floor and 10 high on dolly (RDOL). Models with upholstered seats stack 5 high on floor and 10 high on the dolly. Counter and Bar stools stack up to 5 high on floor.
- All models are equipped with a color coordinated under seat shroud.
- Due to the flex back design, it is recommended the chair be positioned away from wall for use.
- Upholstery seat options: fabric, coated materials (such as vinyl) or leather
- The series is designed for use across a range of facilities and is covered under Global's limited lifetime warranty for single-shift use. Specify from approved textiles.
- Active weight capacity is 300 lbs. for four leg seating with casters, 400 lbs. for seating on glides.

OPTIONAL FEATURES






Please add option codes in the following order:






- Model number**
R5_ _ _ (G or C) Four-legged chair, glides or casters
R6_ _ _ Sled Base
R5BS_ _ _ Bar stool
R5CS_ _ _ Counter stool
RDOL Stacking Dolly
- Back seat and arm finish**
(BZB) Buzz Blue (CCT) Cactus
(CRO) Carrot (IVC) Cloud
(DJN) Dijon (EGP) Eggplant
(FOG) Fog (FRO) Frost
(INK) Ink (LAB) Latte
(BLK) Night (SND) Sand
(SAR) Scarlet (SHW) Shadow
- Seat textile** (PU models)
Specify textile
- Frame finish**
Painted Finishes:
Black (TBL) Buzz Blue (TBZ)
Cactus (TCC) Carrot (TCR)
Cloud (TIV) Designer White (TDW)
Dijon (TDJ) Eggplant (TEG)
Fog (TFO) Frost (TFR)
Ink (TIN) Kalua (TKA)
Latte (TLA) Mocha (TMO)
Nevada (TNE) Sand (TSN)
Scarlet (TSR) Shadow (TSH)
Toast (TOA) Tungsten (TTU)



Metallics:
See upcharge chart for applicable upcharges.
(CHM) Chrome (BCH) Brushed Chrome
Glide type (chairs and stools with four legs)
(BG) Black nylon glide for most floor surfaces.
(NM) White nylon Glide non-marking glide for most floor surfaces
(FG) Felt glide for most hard floor surfaces. Add \$36.
(RG) Rubber non-slip glide for most hard floor surfaces. Add \$36.
(SG) Steel cushioned glide for carpeted surfaces. Add \$36
- Glide type** (sled base models)
(GL) Black nylon glide for most floor surfaces.
(NM) White nylon glide for most floor surfaces.
- Caster type** (caster chair models)
(DC) 2" Caster for Carpeted Surfaces
(RC) 2" Caster for Most Hard Floor Surfaces. Add 53.

PLATED FRAME FINISH UPCHARGES		
	Chrome (CHM)	Brushed Chrome (BCH)
4 legged chair	\$42	\$147
Sled base	\$53	\$180
Stools	\$75	\$244

[illegible]

DESCRIPTION		MODEL#/ FEATURES		STANDARD TEXTILE GRADES											
	R6APU	1/COM	2	3	4	5	6	7	8	9	10	11	12		
		797	823	843	872	914	930	966	1022	1064	1111	1206	1307		
		OVERALL DIMENSIONS			SEAT DIMENSIONS			BACK DIMENSIONS							
		W	D	H	W	D	H	W	H						
Armchair, Upholstered Seat, Sled Base COM Yardage: 0.75 Freight Class: 300 Product Weight (lbs.): 14.75 Cubic Feet Per Carton: 7.63		Active weight 400 lbs. Stacks 5 high on floor. Stacks 10 high on dolly.		26.25	21.5	32.75	19.25	17.75	18.5	18.5	14.25				
				RTA 00			2 per carton (pricing and specifications are for one seat unit)								
	R6NPP	1/COM	2	3	4	5	6	7	8	9	10	11	12		
		507													
		OVERALL DIMENSIONS			SEAT DIMENSIONS			BACK DIMENSIONS							
		W	D	H	W	D	H	W	H						
Armless Chair, Polypropylene Seat, Sled Base COM Yardage: N/A Freight Class: 300 Product Weight (lbs.): 12.25 Cubic Feet Per Carton: 6.38		Active weight 400 lbs. Stacks 5 high on floor. Stacks 10 high on dolly.		22	21.5	32.75	19.25	17.75	17.5	18.5	15.25				
				RTA 00			2 per carton (pricing and specifications are for one seat unit)								
	R6NPU	1/COM	2	3	4	5	6	7	8	9	10	11	12		
		680	706	726	755	797	813	849	905	947	994	1089	1190		
		OVERALL DIMENSIONS			SEAT DIMENSIONS			BACK DIMENSIONS							
		W	D	H	W	D	H	W	H						
Armless Chair, Upholstered Seat, Sled Base COM Yardage: 0.75 Freight Class: 250 Product Weight (lbs.): 13.25 Cubic Feet Per Carton: 6.38		Active weight 400 lbs. Stacks 5 high on floor. Stacks 10 high on dolly.		22	21.5	32.75	19.25	17.75	18.5	18.5	14.25				
				RTA 00			2 per carton (pricing and specifications are for one seat unit)								
	R5CSAPP	1/COM	2	3	4	5	6	7	8	9	10	11	12		
		695													
		OVERALL DIMENSIONS			SEAT DIMENSIONS			BACK DIMENSIONS							
		W	D	H	W	D	H	W	H						
Counter Stool, Arms, Polypropylene Seat COM Yardage: N/A Freight Class: 300 Product Weight (lbs.): 16 Cubic Feet Per Carton: 8.88		Polypropylene seat & back. Active weight 400 lbs. Stacks 5 high on floor.		26.25	21.75	38.25	19.25	17.75	23.75	18.5	15.25				
				RTA 00			2 per carton (pricing and specifications are for one seat unit)								
	R5CSAPU	1/COM	2	3	4	5	6	7	8	9	10	11	12		
		868	894	914	943	985	1001	1037	1093	1135	1182	1277	1378		
		OVERALL DIMENSIONS			SEAT DIMENSIONS			BACK DIMENSIONS							
		W	D	H	W	D	H	W	H						
Counter Stool, Arms, Upholstered Seat COM Yardage: 0.75 Freight Class: 300 Product Weight (lbs.): 17 Cubic Feet Per Carton: 8.88		Active weight 400 lbs. Stacks 5 high on floor.		26.25	21.75	38.25	19.25	17.75	23.75	18.5	15.25				
				RTA 00			2 per carton (pricing and specifications are for one seat unit)								

DESCRIPTION		MODEL#/ FEATURES		STANDARD TEXTILE GRADES									
	R5CSNPP	1/COM	2	3	4	5	6	7	8	9	10	11	12
		578											
		OVERALL DIMENSIONS			SEAT DIMENSIONS			BACK DIMENSIONS					
		W	D	H	W	D	H	W	H				
Armless Counter Stool, Polypropylene Seat COM Yardage: N/A Freight Class: 300 Product Weight (lbs.): 14.5 Cubic Feet Per Carton: 8.88	Polypropylene seat & back. Active weight 400 lbs. Stacks 5 high on floor.	22	21.75	38.25	19.25	17.75	23.75	18.5	15.25				
	R5CSNPU	1/COM	2	3	4	5	6	7	8	9	10	11	12
		752	778	798	827	869	885	921	977	1019	1066	1161	1262
		OVERALL DIMENSIONS			SEAT DIMENSIONS			BACK DIMENSIONS					
		W	D	H	W	D	H	W	H				
Armless Counter Stool, Upholstered Seat COM Yardage: 0.75 Freight Class: 300 Product Weight (lbs.): 15.5 Cubic Feet Per Carton: 8.88	Active weight 400 lbs. Stacks 5 high on floor.	22	21.75	38.25	19.25	17.75	24.75	18.5	14.25				
	R5BSAPP	1/COM	2	3	4	5	6	7	8	9	10	11	12
		708											
		OVERALL DIMENSIONS			SEAT DIMENSIONS			BACK DIMENSIONS					
		W	D	H	W	D	H	W	H				
Bar Stool, Arms, Polypropylene Seat COM Yardage: N/A Freight Class: 300 Product Weight (lbs.): 16.75 Cubic Feet Per Carton: 9.75	Polypropylene seat & back. Active weight 400 lbs. Stacks 5 high on floor.	26.25	21.75	43.25	19.25	17.75	28.75	18.5	15.25				
	R5BSAPU	1/COM	2	3	4	5	6	7	8	9	10	11	12
		882	908	928	957	999	1015	1051	1107	1149	1196	1291	1392
		OVERALL DIMENSIONS			SEAT DIMENSIONS			BACK DIMENSIONS					
		W	D	H	W	D	H	W	H				
Bar Stool, Arms, Upholstered Seat COM Yardage: 0.75 Freight Class: 300 Product Weight (lbs.): 17.75 Cubic Feet Per Carton: 9.75	Active weight 400 lbs. Stacks 5 high on floor.	26.25	21.75	43.25	19.25	17.75	29.75	18.5	14.25				
	R5BSNPP	1/COM	2	3	4	5	6	7	8	9	10	11	12
		591											
		OVERALL DIMENSIONS			SEAT DIMENSIONS			BACK DIMENSIONS					
		W	D	H	W	D	H	W	H				
Armless Bar Stool, Polypropylene Seat COM Yardage: N/A Freight Class: 300 Product Weight (lbs.): 14.5 Cubic Feet Per Carton: 8.25	Polypropylene seat & back. Active weight 400 lbs. Stacks 5 high on floor.	26.25	21.75	43.25	19.25	17.75	28.75	18.5	15.25				

DESCRIPTION	MODEL#/ FEATURES	STANDARD TEXTILE GRADES												
 Armless Bar Stool, Upholstered Seat COM Yardage: 0.75 Freight Class: 300 Product Weight (lbs.): 15.5 Cubic Feet Per Carton: 8.25	R5BSNPU Active weight 400 lbs. Stacks 5 high on floor.	1/COM	2	3	4	5	6	7	8	9	10	11	12	
		765	791	811	840	882	898	934	990	1032	1079	1174	1275	
		OVERALL DIMENSIONS			SEAT DIMENSIONS			BACK DIMENSIONS						
		W	D	H	W	D	H	W	H					
		26.25	21.75	43.25	19.25	17.75	29.75	18.5	14.25					
		RTA 00			2 per carton (pricing and specifications are for one seat unit)									
 Stacking Dolly COM Yardage: N/A Freight Class: 150 Product Weight (lbs.): 18 Cubic Feet Per Carton: 4.4	RDOL RTA 00	1/COM	2	3	4	5	6	7	8	9	10	11	12	
		450												
		OVERALL DIMENSIONS												
		W	D	H										
		23.75	21.25	12.25										
		RTA 00												


R ROMA® NESTER

ROMA® NESTER



model 1898

model 1899



(Models 1890 and 1900)

The Polypropylene Medium Back and the Upholstered Medium Back feature a flexible back construction that provides support, proper spinal alignment and comfort when moving or reaching in a seated position.

MULTI-PURPOSE

STANDARD FEATURES




- Flexible, elegant and affordable, Roma offers a family of seating with simple clean lines.
- Please see Work + Task section for additional Roma models.
- Four back versions are available. Choose from Mesh, Flexible Polypropylene or Honeycomb Polypropylene back.
- Models upholstered in leather have a curved seam across the seat.
- Flexible polypropylene back chair features a built in lumbar support designed to move as you move and is available exclusively in black.
- The horizontal nesting chairs are easy to store. Simply flip the seat upward and then roll into nesting position, like a shopping cart.
- When nesting horizontal nesting chairs, each additional chair adds 8" to depth.
- Arms are durable fiberglass reinforced Nylon, fixed height. Armcaps are durable Polyurethane (SSU), soft and warm to the touch.
- C1 casters are standard.


OPTIONAL FEATURES


- Breathable mesh back is available in six colors. Choose from Autumn Orange (AO), Spring Green (SG) Winter Grey (WG), Midnight Black (MB), Summer Blue (SB), Fall Burgundy (FB).
- Nesting chairs are standard in Black (TBL), Tungsten (TTU) or Shadow (TSH). Optional Chrome (CHM) frame is available. Add \$47.
- Check textile availability prior to specifying upholstery material.





Stitch detail on Leather upholstered seat

DESCRIPTION	FEATURES	MODEL#	STANDARD TEXTILE GRADES											
			1	2	3	4	5	6	7	8	9	10	11	12
 Honeycomb MB - Armless Flip Seat Nesting Chair COM Yardage: 1 Freight Class: 250 Product Weight (lbs.): 29 Cubic Feet Per Carton: 13.75	Nesting chair. Ergonomic Features: M, N	1888	\$762	\$802	\$832	\$874	\$939	\$959	\$1015	\$1118	\$1170	\$1265	\$1393	\$1559
			OVERALL DIMENSIONS			SEAT DIMENSIONS			BACK DIMENSIONS					
			W	D	H	W	D	H	W	H				
			24.5	23.5	36	19.5	17	18	18.5	18				
 Mesh MB - Armless Flip Seat Nesting Chair COM Yardage: 1 Freight Class: 250 Product Weight (lbs.): 29 Cubic Feet Per Carton: 13.75	Nesting chair. Ergonomic Features: M, N	1889	\$752	\$793	\$823	\$866	\$930	\$949	\$1007	\$1110	\$1161	\$1258	\$1388	\$1550
			OVERALL DIMENSIONS			SEAT DIMENSIONS			BACK DIMENSIONS					
			W	D	H	W	D	H	W	H				
			24.5	23.5	36	19.5	17	18	18.5	18				
 Polypropylene MB - Armless Flip Seat Nesting Chair COM Yardage: 1 Freight Class: 250 Product Weight (lbs.): 29 Cubic Feet Per Carton: 13.75	Nesting chair. Ergonomic Features: M, N	1890	\$752	\$793	\$823	\$866	\$930	\$949	\$1007	\$1110	\$1161	\$1258	\$1388	\$1550
			OVERALL DIMENSIONS			SEAT DIMENSIONS			BACK DIMENSIONS					
			W	D	H	W	D	H	W	H				
			24.5	23.5	36	19.5	17	18	18.5	18				

DESCRIPTION	FEATURES	MODEL#	STANDARD TEXTILE GRADES													
	Honeycomb MB - Flip Seat Nesting Armchair COM Yardage: 1 Freight Class: 250 Product Weight (lbs.): 30 Cubic Feet Per Carton: 13.75			1	2	3	4	5	6	7	8	9	10	11	12	
				1898	\$829	\$870	\$899	\$942	\$1007	\$1026	\$1082	\$1185	\$1237	\$1333	\$1465	\$1626
				OVERALL DIMENSIONS			SEAT DIMENSIONS			BACK DIMENSIONS						
				W	D	H	W	D	H	W	H					
				24.5	23.5	36	19.5	17	18	18.5	18					
				RTA 00												

	Mesh MB - Flip Seat Nesting Armchair COM Yardage: 1 Freight Class: 250 Product Weight (lbs.): 30 Cubic Feet Per Carton: 13.75			1	2	3	4	5	6	7	8	9	10	11	12	
				1899	\$816	\$857	\$887	\$930	\$994	\$1013	\$1071	\$1172	\$1225	\$1322	\$1452	\$1614
				OVERALL DIMENSIONS			SEAT DIMENSIONS			BACK DIMENSIONS						
				W	D	H	W	D	H	W	H					
				24.5	23.5	36	19.5	17	18	18.5	18					
				RTA 00												

	Polypropylene MB - Flip Seat Nesting Armchair COM Yardage: 1 Freight Class: 250 Product Weight (lbs.): 30 Cubic Feet Per Carton: 13.75			1	2	3	4	5	6	7	8	9	10	11	12	
				1900	\$816	\$857	\$887	\$930	\$994	\$1013	\$1071	\$1172	\$1225	\$1322	\$1452	\$1614
				OVERALL DIMENSIONS			SEAT DIMENSIONS			BACK DIMENSIONS						
				W	D	H	W	D	H	W	H					
				24.5	23.5	36	19.5	17	18	18.5	18					
				RTA 00												

	Upholstered Back Pad COM Yardage: 1 Freight Class: 70 Product Weight (lbs.): 1.5 Cubic Feet Per Carton: 1.1			1	2	3	4	5	6	7	8	9	10	11	12	
				1909	\$204	\$247	\$278	\$326	\$392	\$413	\$472	\$579	\$634	\$735	\$872	\$1044
				OVERALL DIMENSIONS			SEAT DIMENSIONS			BACK DIMENSIONS						
				W	D	H	W	D	H	W	H					
				20.5	19	0.38	21	18	18	20	20.5					
				RTA 00												

SAS™



Mid Back Side Chair
model 8647



Low Back Counter Stool
model 8648LBS24



Mid Back Counter Stool
model 8648PS24



Mid Back Bar Stool
model 8648PS30

STANDARD FEATURES

- The Sas side chair and stools have a single, molded plywood shell of wood veneer.
- Available with two seat options: unupholstered seat and upholstered seat (**P**).
- Available in three heights: side chair, counter stool and bar stool.
- Sas side chair in mid back height only. Counter and bar height stools available with mid or low backs.
- Dimensions shown are for unupholstered models.
- Unupholstered side chairs can be stacked up to 4 high on the floor and up to 10 high on the available dolly. Unupholstered stools can be stacked up to 4 high on the floor only. Upholstered models cannot be stacked.
- Check textile availability prior to specifying upholstery material.


OPTIONAL FEATURES

Tubular frame is available in the following finishes:

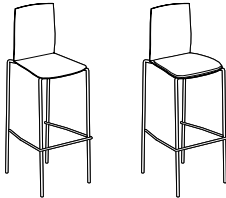
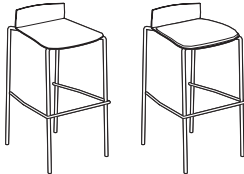
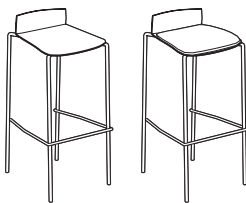
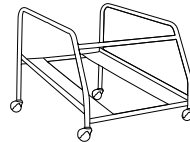
- **Frame finish**
(**TBL**) Black
(**TDW**) Designer White
(**TTU**) Tungsten
(**CHM**) Chrome. **Add \$125**
- **Shell**
(**AAM**) Absolute
(**BKM**) Black
(**ACM**) Cherry
(**EOM**) English Oak
(**ECM**) Espresso Cafe
(**TFM**) Fruitwood
(**HGM**) Gray
(**AHM**) Honey
(**TMM**) Mahogany
(**AVM**) Maple
(**MWM**) Medium Walnut
(**ASM**) Night
(**NBM**) Noce Biondo
(**NGM**) Noce Grigio
(**NEM**) Noce Leggero
(**NMM**) Noce Medio
(**SKM**) Shaker Cherry
(**TWM**) Walnut
(**WTM**) WC Cream
(**WHM**) White. **Add \$114**
(**WCM**) Winter Cherry
Please Specify.

EXAMPLE SAS ORDER CODE:

8647P	-HD05	-TBL	-AAM
Model #	Textile	Frame Color	Shell

DESCRIPTION	FEATURES	MODEL#	STANDARD TEXTILE GRADES											
	<p>Mid Back Side Chair COM Yardage: 0.75 Freight Class: 250 Product Weight (lbs.): 12 Cubic Feet Per Carton: 12</p> <p>Stacks 4 high on floor. Stacks 10 high on dolly. Upholstered models do not stack.</p>		1	2	3	4	5	6	7	8	9	10	11	12
		8647	\$626	-	-	-	-	-	-	-	-	-	-	-
		8647P	\$808	\$839	\$859	\$891	\$934	\$955	\$995	\$1059	\$1107	\$1162	\$1276	\$1395
		Upholstered Seat												
		OVERALL DIMENSIONS			SEAT DIMENSIONS			BACK DIMENSIONS						
	W	D	H	W	D	H	W	H						
	18.75	21	33	16	15.5	18	16	15						
		RTA 00		FedEx		ups		2 per carton						

<td rowspan="5"><p>Mid Back Counter Stool, 24" COM Yardage: 0.75 Freight Class: 400 Product Weight (lbs.): 16 Cubic Feet Per Carton: 14.5</p><p>Stacks 4 high on floor only. Upholstered models do not stack.</p></td> <td></td> <td>1</td> <td>2</td> <td>3</td> <td>4</td> <td>5</td> <td>6</td> <td>7</td> <td>8</td> <td>9</td> <td>10</td> <td>11</td> <td>12</td>	<p>Mid Back Counter Stool, 24" COM Yardage: 0.75 Freight Class: 400 Product Weight (lbs.): 16 Cubic Feet Per Carton: 14.5</p> <p>Stacks 4 high on floor only. Upholstered models do not stack.</p>		1	2	3	4	5	6	7	8	9	10	11	12
		8648S24	\$861	-	-	-	-	-	-	-	-	-	-	-
		8648PS24	\$1061	\$1089	\$1110	\$1139	\$1181	\$1199	\$1238	\$1298	\$1343	\$1396	\$1501	\$1614
		Upholstered Seat												
		OVERALL DIMENSIONS			SEAT DIMENSIONS			BACK DIMENSIONS						
	W	D	H	W	D	H	W	H						
	19.5	22	39	16	15.5	24	16	15						
		RTA 00		1 per carton										

DESCRIPTION	FEATURES	MODEL#	STANDARD TEXTILE GRADES													
 Mid Back Bar Stool, 30" COM Yardage: 0.75 Freight Class: 400 Product Weight (lbs.): 16 Cubic Feet Per Carton: 14.5	Stacks 4 high on floor only. Upholstered models do not stack.		1	2	3	4	5	6	7	8	9	10	11	12		
		8648S30	\$861	-	-	-	-	-	-	-	-	-	-	-		
		8648PS30	\$1061	\$1089	\$1110	\$1139	\$1181	\$1199	\$1238	\$1298	\$1343	\$1396	\$1501	\$1614		
		Upholstered Seat														
		OVERALL DIMENSIONS			SEAT DIMENSIONS			BACK DIMENSIONS								
		W D H			W D H			W H								
		19.5 22 45			16 15.5 30			16 15								
		RTA 00			1 per carton											
 Low Back Counter Stool, 24" COM Yardage: 0.75 Freight Class: 400 Product Weight (lbs.): 16 Cubic Feet Per Carton: 8.25	Stacks 4 high on floor only. Upholstered models do not stack.		1	2	3	4	5	6	7	8	9	10	11	12		
		8648LBNS24	\$924	-	-	-	-	-	-	-	-	-	-	-		
		8648LBPS24	\$1061	\$1089	\$1110	\$1139	\$1181	\$1199	\$1238	\$1298	\$1343	\$1396	\$1501	\$1614		
		Upholstered Seat														
		OVERALL DIMENSIONS			SEAT DIMENSIONS			BACK DIMENSIONS								
		W D H			W D H			W H								
		19.5 22 26.25			16 15.5 24			16 2.25								
		RTA 00			1 per carton											
 Low Back Bar Stool, 30" COM Yardage: 0.75 Freight Class: 400 Product Weight (lbs.): 22 Cubic Feet Per Carton: 17	Stacks 4 high on floor only. Upholstered models do not stack.		1	2	3	4	5	6	7	8	9	10	11	12		
		8648LBNS30	\$924	-	-	-	-	-	-	-	-	-	-	-		
		8648LBPS30	\$1061	\$1089	\$1110	\$1139	\$1181	\$1199	\$1238	\$1298	\$1343	\$1396	\$1501	\$1614		
		Upholstered Seat														
		OVERALL DIMENSIONS			SEAT DIMENSIONS			BACK DIMENSIONS								
		W D H			W D H			W H								
		19.5 22 32.25			16 15.5 30			16 2.25								
		RTA 00			1 per carton											
 Dolly COM Yardage: N/A Freight Class: 250 Product Weight (lbs.): 19 Cubic Feet Per Carton: 10.75			1	2	3	4	5	6	7	8	9	10	11	12		
		8649	\$575	-	-	-	-	-	-	-	-	-	-	-		
		OVERALL DIMENSIONS			SEAT DIMENSIONS			BACK DIMENSIONS								
		W D H			W D H			W H								
		25.75 28.5 22			- - -			- -								
RTA 00																
FedEx ups 1 per carton																

SIDERO



model 6901 (BLK)



model 6900 (BLK) Stacked



model 6901TR



model 6900C



model 6905



model 6903

	Sidero Chairs Stacking Capability	
	Stacking on floor	Stacking on dolly
Models Types		
Arm Chairs without Casters	up to 5 high	up to 8 high
Arm Chairs with Casters	up to 3 high	N/A
Armless Chairs without Casters	up to 5 high	up to 8 high
Armless Chairs with Casters	up to 3 high	N/A
Preschool Armless Models	up to 4 high	N/A

STANDARD FEATURES


- Sidero seating has a sculptured appearance, featuring wide curved arms and a round tubular steel frame, with wall safe construction.
- Sidero series includes side chairs (arms and armless), available with casters or with a sled base, counter stools and bar stools.
- Arms are 2 1/8 inches wide and full length, offering support to help stabilize users as they sit in or exit chairs.
- The gently curved arms are made from incredibly strong fiberglass reinforced nylon.
- The back of the chair is compound curved to provide comfort and support in multiple seating positions. No visible back attachment hardware. Backs are attached using concealed hardware only.
- The outer back is upholstered in the same material selection as the rest of the chair.
- Chairs are "Wall Safe." Rear legs hit the baseboard first leaving clearance between the back of the chair and the wall, saving both the chair and the wall from damage.
- Legs flair out to the rear to provide additional stability.
- The rugged steel frame is made from round welded steel tubing 7/8" dia.
- Armchairs (four legged and sled base) can be joined together using ganging clamp model 5233. Armless chairs (four legged and sled base) can be joined together using ganging clamp model 6526.
- Equipped with a polypropylene seat shroud that helps stabilize chairs when stacked and avoid frame imprints on upholstered seats.
- Four legged models can be stacked. Stools and sled base models do not stack. Please note when stacking painted frame chairs, paint may scratch.
- Standard glide is a durable Black Polypropylene foot.
- Four Legged chairs with casters are standard with (C82) dual wheel carpet casters.
- Sidero beam seating consists of upper seat units (6930, 6931) including mounting brackets and all hardware necessary for attachment to beam.
- For all beam components, tables and a complete list of available upper seat units, see Beam Seating series.


MULTI-PURPOSE






- Tablet arms are extremely rugged and meet ANSI-BIFMA testing requirements. Tablet hinges up to allow ease of egress. Tablet slides forward and back to accommodate any body size comfortably. Tablet models do not stack.
- Standard tablet (D8) size is 18"D x 14.5"W and is made of Black polymer. Tablets are attached at the left or right (as seated) Tablet arms are not available on stools. Specify (L) left or (R) right tablet. (Example: 6901TL or 6901TR).
- Check textile availability prior to specifying upholstery material.






OPTIONAL FEATURES



- **Frame finish**
(TBL) Black (TDW) Designer White
(TFO) Fog (TFR) Frost
(TIV) Cloud (TKA) Kalua
(TLA) Latte (TMO) Mocha
(TNE) Nevada (TOA) Toast
(TSH) Shadow (TSN) Sand
(TTU) Tungsten
(CHM) Chrome. Add \$47.
Please Specify.
- An optional 18.5"D x 18.5"W high pressure laminate writing tablet is available. The core is hardwood veneer plywood with radiused edge finished in clear lacquer. This writing tablet is offered in the following finishes: Black (BLK), Clear Maple (CMB), Designer White (DWT) and Noce Grigio (NGL). Please specify. Add \$68.
- Glides with felt pads (FG) are available for vinyl sheet, cork or laminate flooring, please specify. Add \$60.
- Glides with rubber pads (RG) are available for vinyl, hardwood, laminate, stone or ceramic flooring, please specify. Add \$64
- For chairs used on hard surface floors PLEASE SPECIFY Opaque (off White) Non-Marking Glides (NM). No upcharge.
- Steel cushioned self-leveling glide is optionally available. Please specify (B), add \$36
- For hard surface flooring please Specify (C9R) with rubber covered wheels. Add \$104.
- An optional abrasion-resistant outer back fabric (polyester) is available. Resistant to impact damage. Available in Black only. Add \$25.
- Optional 1 inch additional seat foam. Please specify (3F). Add \$46.

DESCRIPTION	FEATURES	MODEL#	STANDARD TEXTILE GRADES											
 Armchair COM Yardage: 1.25 Freight Class: 250 Product Weight (lbs.): 29 Cubic Feet Per Carton: 13.5	Stacks 5 high on floor. Stacks 8 high on dolly. Tablet models do not stack.		1	2	3	4	5	6	7	8	9	10	11	12
		6900	\$621	\$670	\$706	\$759	\$840	\$867	\$935	\$1067	\$1129	\$1248	\$1412	\$1616
		OVERALL DIMENSIONS			SEAT DIMENSIONS			BACK DIMENSIONS						
		W	D	H	W	D	H	W	H					
		25.5	24	33	19.5	18	17.5	19	15.5					
		RTA 00	FedEx			ups								

 Armchair w/ Casters COM Yardage: 1.25 Freight Class: 250 Product Weight (lbs.): 29 Cubic Feet Per Carton: 13.5	Stacks 3 high on floor. Tablet models do not stack.		1	2	3	4	5	6	7	8	9	10	11	12
		6900C	\$707	\$756	\$795	\$848	\$927	\$955	\$1023	\$1153	\$1216	\$1334	\$1501	\$1703
		OVERALL DIMENSIONS			SEAT DIMENSIONS			BACK DIMENSIONS						
		W	D	H	W	D	H	W	H					
		25.5	24	33	19.5	18	17.5	19	15.5					
		RTA 00	FedEx			ups								

DESCRIPTION	FEATURES	MODEL#	STANDARD TEXTILE GRADES													
	Side Chair COM Yardage: 1.25 Freight Class: 250 Product Weight (lbs.): 26 Cubic Feet Per Carton: 11.25			1	2	3	4	5	6	7	8	9	10	11	12	
				6901	\$561	\$610	\$646	\$701	\$780	\$808	\$877	\$1007	\$1069	\$1188	\$1354	\$1556
				6901T	\$901	\$949	\$984	\$1035	\$1110	\$1147	\$1212	\$1319	\$1404	\$1495	\$1684	\$1887
				OVERALL DIMENSIONS			SEAT DIMENSIONS			BACK DIMENSIONS						
				W	D	H	W	D	H	W	H					
	Side Chair w/ Casters COM Yardage: 1.25 Freight Class: 250 Product Weight (lbs.): 26 Cubic Feet Per Carton: 11.25			1	2	3	4	5	6	7	8	9	10	11	12	
				6901C	\$673	\$723	\$762	\$816	\$894	\$924	\$993	\$1120	\$1183	\$1302	\$1468	\$1670
				6901CT	\$1028	\$1076	\$1111	\$1162	\$1238	\$1273	\$1340	\$1447	\$1530	\$1622	\$1811	\$2014
				OVERALL DIMENSIONS			SEAT DIMENSIONS			BACK DIMENSIONS						
				W	D	H	W	D	H	W	H					
	Armchair - Sled Base COM Yardage: 1.25 Freight Class: 250 Product Weight (lbs.): 32 Cubic Feet Per Carton: 13.5			1	2	3	4	5	6	7	8	9	10	11	12	
				6902	\$776	\$826	\$865	\$919	\$997	\$1024	\$1092	\$1223	\$1286	\$1405	\$1570	\$1773
				OVERALL DIMENSIONS			SEAT DIMENSIONS			BACK DIMENSIONS						
				W	D	H	W	D	H	W	H					
					Side Chair - Sled Base COM Yardage: 1.25 Freight Class: 250 Product Weight (lbs.): 29 Cubic Feet Per Carton: 11.25			1	2	3	4	5	6	7	8	9
6903	\$720	\$770	\$809					\$861	\$940	\$968	\$1036	\$1166	\$1229	\$1347	\$1514	\$1717
OVERALL DIMENSIONS			SEAT DIMENSIONS					BACK DIMENSIONS								
W	D	H	W					D	H	W				H		
	Dolly COM Yardage: N/A Freight Class: 150 Product Weight (lbs.): 16 Cubic Feet Per Carton: 3.8							1	2	3	4	5	6	7	8	9
				2125WS	\$477	-	-	-	-	-	-	-	-	-	-	-
				OVERALL DIMENSIONS			SEAT DIMENSIONS			BACK DIMENSIONS						
				W	D	H	W	D	H	W	H					

DESCRIPTION		FEATURES	MODEL#	STANDARD TEXTILE GRADES											
	Counter Stool w/Arms COM Yardage: 1.25 Freight Class: 300 Product Weight (lbs.): 32 Cubic Feet Per Carton: 17.5	Does not stack.	6904	1	2	3	4	5	6	7	8	9	10	11	12
				\$839	\$890	\$930	\$982	\$1060	\$1090	\$1159	\$1289	\$1349	\$1470	\$1634	\$1840
				OVERALL DIMENSIONS			SEAT DIMENSIONS			BACK DIMENSIONS					
				W	D	H	W	D	H	W	H				
				25.5	24	40.5	19.5	18	24.5	19	15.5				
				RTA 00											
	Armless Counter Stool COM Yardage: 1.25 Freight Class: 300 Product Weight (lbs.): 28 Cubic Feet Per Carton: 14.5	Does not stack.	6905	1	2	3	4	5	6	7	8	9	10	11	12
				\$774	\$823	\$862	\$914	\$994	\$1021	\$1088	\$1220	\$1283	\$1401	\$1567	\$1770
				OVERALL DIMENSIONS			SEAT DIMENSIONS			BACK DIMENSIONS					
				W	D	H	W	D	H	W	H				
				21	24	40.5	19.5	18	24.5	19	15.5				
				RTA 00											
	Barstool w/Arms COM Yardage: 1.25 Freight Class: 300 Product Weight (lbs.): 34 Cubic Feet Per Carton: 20	Does not stack.	6906	1	2	3	4	5	6	7	8	9	10	11	12
				\$877	\$928	\$968	\$1020	\$1098	\$1128	\$1197	\$1327	\$1387	\$1508	\$1672	\$1878
				OVERALL DIMENSIONS			SEAT DIMENSIONS			BACK DIMENSIONS					
				W	D	H	W	D	H	W	H				
				25.5	24	44.5	19.5	18	28.5	19	15.5				
				RTA 00											
	Armless Barstool COM Yardage: 1.25 Freight Class: 300 Product Weight (lbs.): 30 Cubic Feet Per Carton: 15.75	Does not stack.	6907	1	2	3	4	5	6	7	8	9	10	11	12
				\$792	\$841	\$880	\$933	\$1012	\$1040	\$1108	\$1238	\$1301	\$1419	\$1586	\$1789
				OVERALL DIMENSIONS			SEAT DIMENSIONS			BACK DIMENSIONS					
				W	D	H	W	D	H	W	H				
				21	24	44.5	19.5	18	28.5	19	15.5				
				RTA 00											
	Armless Chair - 13" High Seat COM Yardage: 1 Freight Class: 250 Product Weight (lbs.): 15 Cubic Feet Per Carton: 4.1	Stack up to 4 high on floor. For Preschool to Grade 2.	6909	1	2	3	4	5	6	7	8	9	10	11	12
				\$503	\$546	\$574	\$620	\$681	\$701	\$758	\$861	\$913	\$1009	\$1140	\$1301
				OVERALL DIMENSIONS			SEAT DIMENSIONS			BACK DIMENSIONS					
				W	D	H	W	D	H	W	H				
				15.5	15.5	24	14	10	13	13.5	11				
				RTA 00											
				FedEx											
				ups											

DESCRIPTION	FEATURES	MODEL#	STANDARD TEXTILE GRADES												
	Seat Unit w/Arms COM Yardage: 1.25 Freight Class: 300 Product Weight (lbs.): 20 Cubic Feet Per Carton: 9.75	Upholstered Seat and Back. Use with beam.	6930	1	2	3	4	5	6	7	8	9	10	11	12
				\$770	\$823	\$864	\$925	\$1008	\$1048	\$1125	\$1247	\$1342	\$1447	\$1663	\$1890
				OVERALL DIMENSIONS			SEAT DIMENSIONS			BACK DIMENSIONS					
				W	D	H	W	D	H	W	H				
				25.5	23.5	19	19.5	18	-	19	15.5				
			RTA 00												
	Armless Seat Unit COM Yardage: 1.25 Freight Class: 300 Product Weight (lbs.): 18 Cubic Feet Per Carton: 9.75	Upholstered Seat and Back. Use with beam.	6931	1	2	3	4	5	6	7	8	9	10	11	12
				705	\$758	\$799	\$860	\$943	\$983	\$1060	\$1182	\$1277	\$1382	\$1598	\$1825
				OVERALL DIMENSIONS			SEAT DIMENSIONS			BACK DIMENSIONS					
				W	D	H	W	D	H	W	H				
				21	23.5	19	19.5	18	-	19	15.5				
			RTA 00												

SONIC™



model 6508MBWS



model 6513WS



model 6509TRWS



model 6525



model 6569



model 6564

STANDARD FEATURES

- Sonic multi-purpose series includes: four-leg, sled base, 5 star base task, and fixed pedestal base and beam seating in addition to bar, counter and height adjustable stools.
- Four-legged/freestanding models are standard with a straight leg or with a "WS" wall saver frame and durable polypropylene glides.
- WS models have a wall saver frame design; the base touches the wall before the upper back to protect the wall from damage.
- Four-legged/freestanding chairs are available with painted or chrome legs.
- Models are available with or without arms. As of January 1, 2025, arms will match the poly seat color selection. For Black arms (to match previous standard), specify **BLK** for arm finish selection.
- Freestanding models are stackable up to 5 high on floor and 10 high on dolly 6517WS. **Caster models do not stack.**
- Tablet arms are available on all seated height base types (not available on stools).
- Tablet arms are extremely rugged and meet ANSI-BIFMA testing requirements. Tablet hinges up to allow ease of egress. Tablet slides forward and back to accommodate any body size comfortably. Tablet models do not stack.
- Standard tablet (**D8**) size is 18"D x 14 1/2"W and is made of black polymer. Tablets are attached at the left or right (as seated). Optional 18.5"D x 18.5"W high pressure laminate writing tablet is available. Core is hardwood veneer plywood with radiused edge finished in clear lacquer. Please specify.
- Sonic beam seating consists of upper seat units (models 6501, 6502, 6503, 6504, 6505, and 6506) including mounting brackets and all hardware necessary for attachment to beam.
- For all beam components, tables and a complete list of available upper seat units, see Beam Seating series.
- Task chairs and height adjustable stools have a five star, reinforced, black nylon base.
- All Sonic models with casters have black, dual-wheel casters. Select caster based on flooring type.
- Pedestal base models provide fixed location seating for use in auditoriums, classrooms, jury boxes, public venues and more. The base must be mounted to the floor (mounting hardware not included). See Pedestal Base Installation Guide for details.
- Upholstery inserts are simple to replace for ease of on-site long term maintenance.
- Mesh back models (MB suffix) are available with Black back frames and Black mesh only.
- **Specifications and pricing are for 1 chair.**
- Check textile availability prior to specifying upholstery material.

OPTIONAL FEATURES

- **Arm finish**
(**MSH**) Matching arms (standard).
(**BLK**) Black arms. No upcharge.
- **Back, seat and arm finish**
Polypropylene seats, backs and nylon arms are available in 14 designer colors. Arms match selected seat/back finish or can be specified with Black (**BLK**) arms. No upcharge.
(**BZB**) Buzz Blue (**EGP**) Eggplant (**BLK**) Night
(**CCT**) Cactus (**FOG**) Fog (**SND**) Sand
(**CRO**) Carrot (**FRO**) Frost (**SAR**) Scarlet
(**IVC**) Cloud (**INK**) Ink (**SHW**) Shadow
(**DJN**) Dijon (**LAB**) Latte
- **Frame finish**
Painted finishes:
(**TBL**) Black (**TFO**) Fog (**TMO**) Mocha
(**TBZ**) Buzz Blue (**TFR**) Frost (**TNE**) Nevada
(**TCC**) Cactus (**TIN**) Tin (**TOA**) Toast
(**TCR**) Carrot (**TIV**) Cloud (**TSH**) Shadow
(**TBL**) Dijon (**TKA**) Kalua (**TSD**) Sand
(**TDW**) Designer White (**TSR**) Scarlet
(**TEG**) Eggplant (**TLA**) Latte (**TTU**) Tungsten
Metallics:
(**CHM**) Chrome
- **Glide type** (four-legged chair + stool models)
(**BG**) Black nylon glide for most floor surfaces.
(**NM**) White nylon Glide non-marking glide for most floor surfaces.
(**FG**) Felt glide for most hard floor surfaces. Add \$64
(**RG**) Rubber non-slip glide for most hard floor surfaces. Add \$64.
(**B**) Steel cushioned self-leveling glide for most floor surfaces. Add \$36.
- **Glide type** (sled base chair models)
(**GLD**) Black, non-marking glides for most floor surfaces.
(**NM**) White nylon Glide non-marking glide for most floor surfaces.
- **Caster type** (four-legged chair models)
(**C1**) 2" carpet casters.
(**C9R**) 2-1/2" hard surface flooring casters. Add \$62
(**C15**) 2" manual locking casters. Add \$111.
(**C14R**) 2" auto-locking, rubber caster. Add \$290.
- **Caster type** (task base models)
(**C65**) 2" carpet casters or
(**C65R**) 2" hard surface flooring casters. Add \$78
- **Tablets** (standard)
(**D8**) Black polymer. 18"D x 14.5"W
- **Tablets** (high pressure laminate)
Add \$68
(**BLK**) Black (**DWT**) Designer White
(**CMB**) Clear Maple (**NGL**) Noce Grigio
- **Pedestal base**
Black metal base with 2" height adjust cylinders.
(**SH**) Swivel, auto return to max height.
(**SN**) Non-swivel, auto return to max height. Add \$23.
(**SC**) Swivel, self-centering and return to max height. Add \$35.

DESCRIPTION

FEATURES

MODEL#

STANDARD TEXTILE GRADES

	1	2	3	4	5	6	7	8	9	10	11	12
6500BR	\$249	-	-	-	-	-	-	-	-	-	-	-



Book Rack

COM Yardage: N/A
Freight Class: 250
Product Weight (lbs.): 5
Cubic Feet Per Carton: 1.40 (1 per carton)

Use with Tablet models.

RTA 00

FedEx

ups

OVERALL DIMENSIONS

W D H

19.25 14.75 6

SEAT DIMENSIONS





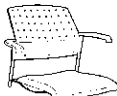
W D H


- - -





BACK DIMENSIONS





W H

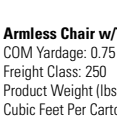

- -








DESCRIPTION	FEATURES	MODEL#	STANDARD TEXTILE GRADES											
	Armless Seat Unit COM Yardage: N/A Freight Class: 250 Product Weight (lbs.): 12 Cubic Feet Per Carton: 3.25 (2 per carton)	6501	1	2	3	4	5	6	7	8	9	10	11	12
			\$466	-	-	-	-	-	-	-	-	-	-	-
			OVERALL DIMENSIONS			SEAT DIMENSIONS			BACK DIMENSIONS					
			W	D	H	W	D	H	W	H				
			20	21.5	17	17	16	-	17	15				
			RTA 00	FedEx		ups								
	Armless Seat Unit COM Yardage: 0.75 Freight Class: 250 Product Weight (lbs.): 12 Cubic Feet Per Carton: 3.25 (2 per carton)	6502	1	2	3	4	5	6	7	8	9	10	11	12
			\$525	\$558	\$578	\$614	\$665	\$680	\$724	\$805	\$845	\$920	\$1023	\$1154
			OVERALL DIMENSIONS			SEAT DIMENSIONS			BACK DIMENSIONS					
			W	D	H	W	D	H	W	H				
			20	22	17	17	16	-	17	15				
			RTA 00	FedEx		ups								
	Armless Seat Unit COM Yardage: 0.75 Freight Class: 150 Product Weight (lbs.): 13 Cubic Feet Per Carton: 3.25 (2 per carton)	6503	1	2	3	4	5	6	7	8	9	10	11	12
			\$581	\$612	\$634	\$670	\$719	\$737	\$778	\$861	\$901	\$976	\$1082	\$1208
			OVERALL DIMENSIONS			SEAT DIMENSIONS			BACK DIMENSIONS					
			W	D	H	W	D	H	W	H				
			20	22	17	17	15.5	-	17	15				
			RTA 00	FedEx		ups								
	Seat Unit w/Arms COM Yardage: N/A Freight Class: 150 Product Weight (lbs.): 13 Cubic Feet Per Carton: 3.25 (2 per carton)	6504	1	2	3	4	5	6	7	8	9	10	11	12
			\$548	-	-	-	-	-	-	-	-	-	-	-
			OVERALL DIMENSIONS			SEAT DIMENSIONS			BACK DIMENSIONS					
			W	D	H	W	D	H	W	H				
			23	21.5	17	17	16	-	17	15				
			RTA 00	FedEx		ups								
	Seat Unit w/Arms COM Yardage: 0.75 Freight Class: 22 Product Weight (lbs.): 13 Cubic Feet Per Carton: 3.25 (2 per carton)	6505	1	2	3	4	5	6	7	8	9	10	11	12
			\$608	\$637	\$661	\$696	\$746	\$761	\$806	\$886	\$926	\$1002	\$1106	\$1235
			OVERALL DIMENSIONS			SEAT DIMENSIONS			BACK DIMENSIONS					
			W	D	H	W	D	H	W	H				
			23	22	17	17	16	-	17	15				
			RTA 00	FedEx		ups								

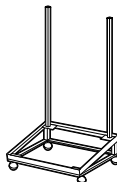
DESCRIPTION		FEATURES	MODEL#	STANDARD TEXTILE GRADES													
		Upholstered Seat and Back Use with Beam.		1	2	3	4	5	6	7	8	9	10	11	12		
			6506	\$664	\$697	\$719	\$755	\$804	\$821	\$863	\$945	\$986	\$1061	\$1167	\$1293		
			OVERALL DIMENSIONS			SEAT DIMENSIONS			BACK DIMENSIONS								
			W	D	H	W	D	H	W	H							
			23	22	17		17	16	-			17		15			
			RTA 00	FedEx		ups											



 6508		 6508MB (Mesh back)		1	2	3	4	5	6	7	8	9	10	11	12				
			6508	\$350	-	-	-	-	-	-	-	-	-	-	-				
			6508WS	\$383	-	-	-	-	-	-	-	-	-	-	-				
			6508MB	\$418	-	-	-	-	-	-	-	-	-	-	-				
			6508WSMB	\$451	-	-	-	-	-	-	-	-	-	-	-				
 6508TR		 6508TRMB (Mesh back)	OVERALL DIMENSIONS			SEAT DIMENSIONS			BACK DIMENSIONS										
			W	D	H	W	D	H	W	H									
			21.5	21.5	33		17	16	18		17		15						
			RTA 00	FedEx		ups													



 6509		 6509MB (Mesh Back)		1	2	3	4	5	6	7	8	9	10	11	12				
			6509	\$404	\$437	\$457	\$495	\$541	\$560	\$602	\$684	\$720	\$796	\$894	\$1024				
			6509MB	\$470	\$503	\$523	\$561	\$607	\$626	\$668	\$750	\$786	\$862	\$968	\$1097				
			6509WS	\$470	\$499	\$521	\$559	\$606	\$621	\$665	\$745	\$782	\$857	\$958	\$1088				
			6509WSMB	\$509	\$544	\$564	\$600	\$650	\$665	\$709	\$790	\$830	\$906	\$1011	\$1138				
 6509TR		 6509TRMB (Mesh back)	OVERALL DIMENSIONS			SEAT DIMENSIONS			BACK DIMENSIONS										
			W	D	H	W	D	H	W	H									
			21.5	22	33		17	16	18.5		17		15						
			RTA 00	FedEx		ups													


 6509TR		 6509TRMB (Mesh back)		1	2	3	4	5	6	7	8	9	10	11	12				
			6509T	\$745	\$781	\$807	\$843	\$895	\$913	\$962	\$1048	\$1090	\$1172	\$1280	\$1419				
			6509TWS	\$780	\$816	\$842	\$878	\$930	\$948	\$997	\$1083	\$1125	\$1207	\$1315	\$1454				
			6509TMB	\$808	\$844	\$870	\$906	\$958	\$976	\$1025	\$1111	\$1153	\$1235	\$1343	\$1482				
			6509TWSMB	\$843	\$879	\$905	\$941	\$993	\$1011	\$1060	\$1146	\$1188	\$1270	\$1378	\$1517				
 6509TR		 6509TRMB (Mesh back)	OVERALL DIMENSIONS			SEAT DIMENSIONS			BACK DIMENSIONS										
			W	D	H	W	D	H	W	H									
			24.75	26.5	32.5		17	16	18.5		17		15						
			RTA 00	FedEx		ups													



DESCRIPTION	FEATURES	MODEL#	STANDARD TEXTILE GRADES											
			1	2	3	4	5	6	7	8	9	10	11	12
 <p>6511</p> <p>Armless Chair COM Yardage: 0.75 Freight Class: 300 Product Weight (lbs.): 11 Cubic Feet Per Carton: 13.5 (2 per carton)</p>	<p>Upholstered Seat and Back. Stacks 5 high on floor. Stacks 10 high on dolly.</p>													
 <p>6511T</p> <p>Armless Chair w/Tablet COM Yardage: 0.75 Freight Class: 250 Product Weight (lbs.): 28 Cubic Feet Per Carton: 14.25 (1 per carton)</p>	<p>Upholstered Seat & Back. Does not stack. Must specify (L) Left or (R) Right Tablet (Example: 6511TL or 6511TR)</p>													
 <p>6513</p>  <p>6513MB (Mesh back)</p> <p>Armchair w/Tablet COM Yardage: N/A Freight Class: 250 Product Weight (lbs.): 11 Cubic Feet Per Carton: 13.5 (2 per carton)</p>	<p>Polypropylene Seat. Stacks 5 high on floor. Stacks 10 high on dolly.</p>													
 <p>6514</p>  <p>6514MB (Mesh Back)</p> <p>Armchair COM Yardage: 0.75 Freight Class: 300 Product Weight (lbs.): 11 Cubic Feet Per Carton: 13.5 (2 per carton)</p>	<p>Upholstered Seat. Stacks 5 high on floor. Stacks 10 high on dolly.</p>													
 <p>6515</p> <p>Armchair COM Yardage: 0.75 Freight Class: 300 Product Weight (lbs.): 11.50 Cubic Feet Per Carton: 5.88 (2 per carton)</p>	<p>Upholstered Seat and Back. Stacks 5 high on floor. Stacks 10 high on dolly.</p>													



DESCRIPTION		FEATURES	MODEL#	STANDARD TEXTILE GRADES											
		Accommodates 10 chairs.		1	2	3	4	5	6	7	8	9	10	11	12
			6517WS	\$606	-	-	-	-	-	-	-	-	-	-	-
			OVERALL DIMENSIONS			SEAT DIMENSIONS			BACK DIMENSIONS						
			W	D	H	W	D	H	W	H					
Dolly - Wall Saver COM Yardage: N/A Freight Class: 150 Product Weight (lbs.): 20 Cubic Feet Per Carton: 4 (0.5 per carton)			23.25	24.75	12.25	-	-	-	-	-	-	-	-	-	-
			RTA 1	FedEx		UPS									


 		Polypropylene Seat. Stacks 5 high on floor. Stacks 10 high on dolly.		1	2	3	4	5	6	7	8	9	10	11	12	
			6518	\$419	-	-	-	-	-	-	-	-	-	-	-	
			6518WS	\$456	-	-	-	-	-	-	-	-	-	-	-	
			6518MB	\$490	-	-	-	-	-	-	-	-	-	-	-	
			6518WSMB	\$529	-	-	-	-	-	-	-	-	-	-	-	
			OVERALL DIMENSIONS			SEAT DIMENSIONS			BACK DIMENSIONS							
			W	D	H	W	D	H	W	H						
Armless Chair w/Sled Base COM Yardage: N/A Freight Class: 250 Product Weight (lbs.): 14 Cubic Feet Per Carton: 11.75 (2 per carton)			22	21	32.5	17	16	17		17	15					
			RTA 00	FedEx		UPS										

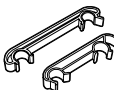
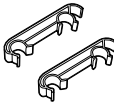


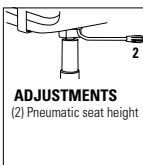
 		Upholstered Seat. Stacks 5 high on floor. Stacks 10 high on dolly.		1	2	3	4	5	6	7	8	9	10	11	12	
			6519	\$472	\$503	\$525	\$561	\$608	\$623	\$667	\$747	\$784	\$859	\$960	\$1090	
			6519WS	\$516	\$552	\$576	\$609	\$659	\$677	\$720	\$800	\$840	\$913	\$1020	\$1146	
			6519MB	\$539	\$574	\$596	\$630	\$680	\$696	\$743	\$820	\$861	\$936	\$1042	\$1168	
			6519WSMB	\$586	\$621	\$643	\$678	\$726	\$742	\$786	\$866	\$907	\$983	\$1088	\$1215	
			OVERALL DIMENSIONS			SEAT DIMENSIONS			BACK DIMENSIONS							
			W	D	H	W	D	H	W	H						
Armless Chair w/Sled Base COM Yardage: 0.75 Freight Class: 250 Product Weight (lbs.): 14 Cubic Feet Per Carton: 5.88 (2 per carton)			22	21	33	17	16	17		17	15					
			RTA 00													

		Upholstered Seat and Back. Stacks 5 high on floor. Stacks 10 high on dolly.		1	2	3	4	5	6	7	8	9	10	11	12
			6521	\$515	\$548	\$570	\$607	\$653	\$670	\$712	\$792	\$828	\$903	\$1005	\$1134
			6521WS	\$554	\$587	\$607	\$642	\$687	\$705	\$747	\$825	\$860	\$934	\$1031	\$1153
			OVERALL DIMENSIONS			SEAT DIMENSIONS			BACK DIMENSIONS						
			W	D	H	W	D	H	W	H					
Armless Chair w/Sled Base COM Yardage: 0.75 Freight Class: 250 Product Weight (lbs.): 15 Cubic Feet Per Carton: 13.5 (2 per carton)			22	21	33	17	16	18.5		17	15				
			RTA 00	FedEx		UPS									

 		Polypropylene Seat. Stacks 5 high on floor. Stacks 10 high on dolly.		1	2	3	4	5	6	7	8	9	10	11	12	
			6523	\$488	-	-	-	-	-	-	-	-	-	-	-	
			6523WS	\$536	-	-	-	-	-	-	-	-	-	-	-	
			6523MB	\$568	-	-	-	-	-	-	-	-	-	-	-	
			6523WSMB	\$594	-	-	-	-	-	-	-	-	-	-	-	
			OVERALL DIMENSIONS			SEAT DIMENSIONS			BACK DIMENSIONS							
			W	D	H	W	D	H	W	H						
Armchair w/Sled Base COM Yardage: N/A Freight Class: 250 Product Weight (lbs.): 15 Cubic Feet Per Carton: 13.5 (2 per carton)			23	21	32.5	17	16	17		17	15					
			RTA 00	FedEx		UPS										


DESCRIPTION		FEATURES	MODEL#	STANDARD TEXTILE GRADES																	
				1	2	3	4	5	6	7	8	9	10	11	12						
 6524	 6524MB (Mesh Back)	Armchair w/Sled Base COM Yardage: 0.75 Freight Class: 250 Product Weight (lbs.): 15 Cubic Feet Per Carton: 13.5 (2 per carton)																			
				6524	\$536	\$569	\$589	\$625	\$673	\$692	\$732	\$815	\$852	\$926	\$1026	\$1155					
				6524WS	\$603	\$636	\$658	\$694	\$744	\$759	\$801	\$884	\$925	\$999	\$1105	\$1230					
				6524MB	\$621	\$656	\$678	\$713	\$761	\$777	\$821	\$901	\$942	\$1015	\$1124	\$1250					
				6524WSMB	\$667	\$702	\$724	\$759	\$808	\$826	\$867	\$949	\$991	\$1065	\$1171	\$1298					
			Upholstered Seat. Stacks 5 high on floor. Stacks 10 high on dolly.		OVERALL DIMENSIONS			SEAT DIMENSIONS			BACK DIMENSIONS										
					W	D	H	W	D	H	W	H									
					33	21	33	17	16	17.5	17	15									
					RTA 00	FedEx		ups													

				1	2	3	4	5	6	7	8	9	10	11	12				
 6525		Armchair COM Yardage: 0.75 Freight Class: 250 Product Weight (lbs.): 16 Cubic Feet Per Carton: 13.5 (2 per carton)		6525	\$586	\$621	\$643	\$678	\$724	\$741	\$784	\$864	\$900	\$976	\$1076	\$1205			
				6525WS	\$644	\$677	\$699	\$735	\$785	\$800	\$842	\$926	\$966	\$1041	\$1147	\$1271			
				OVERALL DIMENSIONS			SEAT DIMENSIONS			BACK DIMENSIONS									
				W	D	H	W	D	H	W	H								
				23	21	33	17	15.5	17.5	17	15								
		Upholstered Seat and Back. Stacks 5 high on floor. Stacks 10 high on dolly.		RTA 00	FedEx		ups												


				1	2	3	4	5	6	7	8	9	10	11	12						
 6522		Ganging Brackets COM Yardage: N/A Freight Class: 70 Product Weight (lbs.): 0.2 Cubic Feet Per Carton: 1 (25 per carton)	For four legged models only.		\$37	-	-	-	-	-	-	-	-	-	-						
				OVERALL DIMENSIONS			SEAT DIMENSIONS			BACK DIMENSIONS											
				W	D	H	W	D	H	W	H										
				0.87	7.75	1.5	-	-	-	-	-										
				RTA 00	FedEx		ups														
				1	2	3	4	5								6	7	8	9	10	11
 6526		Ganging Brackets COM Yardage: N/A Freight Class: 70 Product Weight (lbs.): 0.25 Cubic Feet Per Carton: 1 (25 per carton)	Sled base models only.		\$28	-	-	-	-	-	-	-	-	-	-						
				OVERALL DIMENSIONS			SEAT DIMENSIONS			BACK DIMENSIONS											
				W	D	H	W	D	H	W	H										
				0.75	5.75	1.25	-	-	-	-	-										
				RTA 00	FedEx		ups														
				1	2	3	4	5								6	7	8	9	10	11
 6537	 6537MB	Armless LB Task COM Yardage: N/A Freight Class: 250 Product Weight (lbs.): 21.5 Cubic Feet Per Carton: 6.5	 ADJUSTMENTS (2) Pneumatic seat height.																		
				6537	\$566																
				6537MB	\$637																
				OVERALL DIMENSIONS			SEAT DIMENSIONS			BACK DIMENSIONS											
				W	D	H	W	D	H	W	H										
		Polypropylene seat. Ergonomic features: C		20.5	20.5	32.5	17	16	15.5-19.5	17	15										
				24	26	33	17	16	15.5-19.5	17	15										
				RTA 1	FedEx		ups		1 per carton												



DESCRIPTION		FEATURES	MODEL#	STANDARD TEXTILE GRADES												
		 <p>ADJUSTMENTS (2) Pneumatic seat height</p>		1	2	3	4	5	6	7	8	9	10	11	12	
Armless LB Task COM Yardage: 0.75 Freight Class: 250 Product Weight (lbs.): 22.5 Cubic Feet Per Carton: 6.5		Upholstered seat. Ergonomic features: C	6538		\$612	\$645	\$665	\$701	\$749	\$768	\$808	\$891	\$928	\$1002	\$1101	\$1230
			6538MB		\$688	\$723	\$743	\$779	\$829	\$845	\$888	\$969	\$1010	\$1085	\$1191	\$1317
				OVERALL DIMENSIONS W D H			SEAT DIMENSIONS W D H			BACK DIMENSIONS W H						
				20.5 24	20.5 26	32.5 33	17 17	16 16	16-20 16-20			17 17		14.5 14.5		
				<div>RTA 1</div> <div>FedExups</div> 1 per carton												


	 <p>ADJUSTMENTS (2) Pneumatic seat height</p>	Upholstered seat & back. Ergonomic features: C		1	2	3	4	5	6	7	8	9	10	11	12	
Armless LB Task COM Yardage: 6.5 Freight Class: 250 Product Weight (lbs.): 23.5 Cubic Feet Per Carton: 6.5			6539		\$659	\$692	\$714	\$751	\$796	\$814	\$857	\$938	\$973	\$1048	\$1149	\$1278
				OVERALL DIMENSIONS W D H			SEAT DIMENSIONS W D H			BACK DIMENSIONS W H						
				20.5 24	20.5 26	33 33	17 17	15.5 16	16-20 16-20			17 17		15 14.5		
				<div>RTA 1</div> <div>FedExups</div> 1 per carton												


				1	2	3	4	5	6	7	8	9	10	11	12	
Armless Bar Stool COM Yardage: N/A Freight Class: 300 Product Weight (lbs.): 18 Cubic Feet Per Carton: 14.75 (1 per carton)		Polypropylene Seat. Stacks 5 high on floor.	6558		\$546	-	-	-	-	-	-	-	-	-	-	-
			6558MB (Mesh Back)		\$637	-	-	-	-	-	-	-	-	-	-	-
				OVERALL DIMENSIONS W D H			SEAT DIMENSIONS W D H			BACK DIMENSIONS W H						
				22	23	42	17	16	28			17		15		
				<div>RTA 00</div>												



				1	2	3	4	5	6	7	8	9	10	11	12	
Armless Counter Stool COM Yardage: N/A Freight Class: 300 Product Weight (lbs.): 20 Cubic Feet Per Carton: 14.5 (2 per carton)		Polypropylene Seat. Stacks 5 high on floor.	6558CS		\$546	-	-	-	-	-	-	-	-	-	-	-
			6558CSMB (Mesh Back)		\$637	-	-	-	-	-	-	-	-	-	-	-
				OVERALL DIMENSIONS W D H			SEAT DIMENSIONS W D H			BACK DIMENSIONS W H						
				22.5	22	38	17	16	24			17		15		
				<div>RTA 00</div>												



				1	2	3	4	5	6	7	8	9	10	11	12	
Armless Bar Stool COM Yardage: 0.75 Freight Class: 300 Product Weight (lbs.): 18 Cubic Feet Per Carton: 14.75 (1 per carton)		Upholstered Seat. Stacks 5 high on floor.	6559		\$592	\$625	\$648	\$683	\$729	\$748	\$788	\$870	\$905	\$982	\$1081	\$1210
			6559MB (Mesh Back)		\$663	\$698	\$720	\$755	\$804	\$822	\$863	\$944	\$985	\$1061	\$1167	\$1292
				OVERALL DIMENSIONS W D H			SEAT DIMENSIONS W D H			BACK DIMENSIONS W H						
				22	23	42	17	16	28.5			17		15		
				<div>RTA 00</div>												



DESCRIPTION		FEATURES	MODEL#	STANDARD TEXTILE GRADES												
 6559CS	 6559CSMB (Mesh Back)	Armless Counter Stool COM Yardage: 0.75 Freight Class: 300 Product Weight (lbs.): 24 Cubic Feet Per Carton: 14.5 (2 per carton)	Upholstered Seat. Stacks 5 high on floor.		1	2	3	4	5	6	7	8	9	10	11	12
				6559CS	\$592	\$625	\$648	\$683	\$729	\$748	\$788	\$870	\$905	\$982	\$1081	\$1210
				6559CSMB Mesh Back	\$663	\$698	\$720	\$755	\$804	\$822	\$863	\$944	\$985	\$1061	\$1167	\$1292
				OVERALL DIMENSIONS			SEAT DIMENSIONS			BACK DIMENSIONS						
			W	D	H	W	D	H	W	H						
			22.5	22	38	17	16	24.5	17	15						
			RTA 00													



 6561		1	2	3	4	5	6	7	8	9	10	11	12	
	6561	\$644	\$677	\$699	\$735	\$784	\$797	\$840	\$922	\$958	\$1033	\$1134	\$1264	
	OVERALL DIMENSIONS			SEAT DIMENSIONS			BACK DIMENSIONS							
	W	D	H	W	D	H	W	H						
			22	23	42.5	17	16	28.5	17	15				
			RTA 00											


 6561CS		1	2	3	4	5	6	7	8	9	10	11	12	
	6561CS	\$644	\$675	\$699	\$733	\$782	\$797	\$839	\$921	\$958	\$1033	\$1134	\$1264	
	OVERALL DIMENSIONS			SEAT DIMENSIONS			BACK DIMENSIONS							
	W	D	H	W	D	H	W	H						
			22.5	22	38	17	16	24.5	17	15				
			RTA 00											


 6563	 6563MB (Mesh Back)	Bar Stool w/Arms COM Yardage: N/A Freight Class: 300 Product Weight (lbs.): 19 Cubic Feet Per Carton: 14.75 (1 per carton)	Polypropylene Seat. Stacks 5 high on floor. Stacks 10 high on dolly.		1	2	3	4	5	6	7	8	9	10	11	12
				6563	\$620	-	-	-	-	-	-	-	-	-	-	-
				6563MB Mesh Back	\$712	-	-	-	-	-	-	-	-	-	-	-
				OVERALL DIMENSIONS			SEAT DIMENSIONS			BACK DIMENSIONS						
			W	D	H	W	D	H	W	H						
			23	23	42	17	16	28	17	15						
			RTA 00													



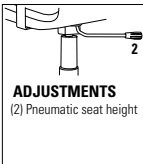

 6563CS	 6563CSMB (Mesh Back)	Counter Stool w/Arms COM Yardage: N/A Freight Class: 300 Product Weight (lbs.): 21 Cubic Feet Per Carton: 14.5 (2 per carton)	Polypropylene Seat. Stacks 5 high on floor.		1	2	3	4	5	6	7	8	9	10	11	12
				6563CS	\$620	-	-	-	-	-	-	-	-	-	-	-
				6563CSMB Mesh Back	\$712	-	-	-	-	-	-	-	-	-	-	-
				OVERALL DIMENSIONS			SEAT DIMENSIONS			BACK DIMENSIONS						
			W	D	H	W	D	H	W	H						
			22.5	23	38	17	16	24	17	15						
			RTA 00													


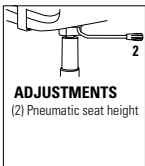


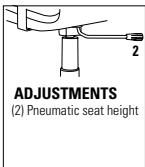









DESCRIPTION		FEATURES	MODEL#	STANDARD TEXTILE GRADES												
				1	2	3	4	5	6	7	8	9	10	11	12	
		Bar Stool w/Arms COM Yardage: 0.75 Freight Class: 300 Product Weight (lbs.): 19 Cubic Feet Per Carton: 14.75 (1 per carton)	Upholstered Seat. Stacks 5 high on floor.	6564	\$661	\$696	\$717	\$752	\$797	\$816	\$858	\$939	\$977	\$1049	\$1151	\$1279
				6564MB Mesh Back	\$766	\$801	\$826	\$859	\$907	\$925	\$970	\$1048	\$1088	\$1164	\$1270	\$1395
		OVERALL DIMENSIONS			SEAT DIMENSIONS			BACK DIMENSIONS								
		W	D	H	W	D	H	W	H							
		23	23	42.5	17	16	28.5	17	15							
		RTA 00														


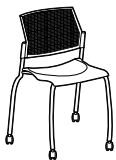
				1	2	3	4	5	6	7	8	9	10	11	12	
		Counter Stool w/Arms COM Yardage: 0.75 Freight Class: 300 Product Weight (lbs.): 25 Cubic Feet Per Carton: 14.75 (2 per carton)	Upholstered Seat. Stacks 5 high on floor.	6564CS	\$661	\$696	\$717	\$752	\$797	\$816	\$858	\$939	\$977	\$1049	\$1151	\$1279
				6564CSMB Mesh Back	\$766	\$801	\$826	\$859	\$907	\$925	\$970	\$1048	\$1088	\$1164	\$1270	\$1395
		OVERALL DIMENSIONS			SEAT DIMENSIONS			BACK DIMENSIONS								
		W	D	H	W	D	H	W	H							
		22.5	23	38	17	16	24.5	17	15							
		RTA 00														



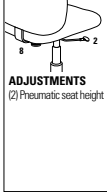
				1	2	3	4	5	6	7	8	9	10	11	12	
		Bar Stool w/Arms COM Yardage: 0.75 Freight Class: 300 Product Weight (lbs.): 19 Cubic Feet Per Carton: 14.75 (1 per carton)	Upholstered seat and back. Stacks 5 high on floor.	6565	\$705	\$741	\$762	\$797	\$843	\$862	\$903	\$985	\$1026	\$1098	\$1198	\$1325
				OVERALL DIMENSIONS			SEAT DIMENSIONS			BACK DIMENSIONS						
				W	D	H	W	D	H	W	H					
				23	23	42.5	17	16	28.5	17	15					
				RTA 00												

				1	2	3	4	5	6	7	8	9	10	11	12	
		Counter Stool w/Arms COM Yardage: 0.75 Freight Class: 300 Product Weight (lbs.): 27 Cubic Feet Per Carton: 14.75 (2 per carton)	Upholstered Seat. Stacks 5 high on floor.	6565CS	\$705	\$741	\$762	\$797	\$843	\$862	\$903	\$985	\$1026	\$1098	\$1198	\$1325
				OVERALL DIMENSIONS			SEAT DIMENSIONS			BACK DIMENSIONS						
				W	D	H	W	D	H	W	H					
				22.5	23	38	17	16	24.5	17	15					
				RTA 00												

				List price															
		LB Task w/Arms COM Yardage: N/A Freight Class: 250 Product Weight (lbs.): 23 Cubic Feet Per Carton: 6.5	 ADJUSTMENTS (2) Pneumatic seat height	6567	\$637														
				6567MB	\$712														
				OVERALL DIMENSIONS			SEAT DIMENSIONS			BACK DIMENSIONS									
				W	D	H	W	D	H	W	H								
				23	20.5	32.5	17	16	15.5-20.5	17	15								
				RTA 1															
				FedEx  1 per carton															

DESCRIPTION		FEATURES	MODEL#	STANDARD TEXTILE GRADES												
 6568		 ADJUSTMENTS (2) Pneumatic seat height		1	2	3	4	5	6	7	8	9	10	11	12	
 6568MB				6568	\$682	\$713	\$735	\$773	\$819	\$835	\$878	\$960	\$995	\$1072	\$1171	\$1300
LB Task w/Arms COM Yardage: N/A Freight Class: 250 Product Weight (lbs.): 24 Cubic Feet Per Carton: 6.5		Upholstered seat. Ergonomic features: C		6568MB	\$750	\$781	\$803	\$839	\$890	\$906	\$947	\$1031	\$1071	\$1144	\$1252	\$1377
				OVERALL DIMENSIONS W D H			SEAT DIMENSIONS W D H			BACK DIMENSIONS W H						
				23	20.5	32.5		17	16	16-21		17		14.5		
				RTA 1		FedEx		ups		1 per carton						
 6569		 ADJUSTMENTS (2) Pneumatic seat height		1	2	3	4	5	6	7	8	9	10	11	12	
 6569MB				6569	\$730	\$763	\$783	\$821	\$868	\$885	\$927	\$1009	\$1044	\$1120	\$1219	\$1349
LB Task w/Arms COM Yardage: N/A Freight Class: 250 Product Weight (lbs.): 25 Cubic Feet Per Carton: 6.5		Upholstered seat & back. Ergonomic features: C		OVERALL DIMENSIONS W D H			SEAT DIMENSIONS W D H			BACK DIMENSIONS W H						
				23	20.5	33		17	15.5	16-21		17		15		
				RTA 1		FedEx		ups		1 per carton						
 6573		 6573MB (Mesh Back)		1	2	3	4	5	6	7	8	9	10	11	12	
 6573MB Mesh Back				6573	\$512	-	-	-	-	-	-	-	-	-	-	-
				6573MB	\$581	-	-	-	-	-	-	-	-	-	-	-
				OVERALL DIMENSIONS W D H			SEAT DIMENSIONS W D H			BACK DIMENSIONS W H						
				23	21	32		17	16	17.5		17		14.5		
				RTA 00		FedEx		ups								
 6574		 6574MB (Mesh Back)		1	2	3	4	5	6	7	8	9	10	11	12	
 6574MB Mesh Back				6574	\$562	\$593	\$617	\$653	\$698	\$717	\$759	\$837	\$875	\$952	\$1054	\$1181
				6574MB	\$630	\$665	\$687	\$722	\$771	\$789	\$830	\$911	\$954	\$1028	\$1134	\$1261
				OVERALL DIMENSIONS W D H			SEAT DIMENSIONS W D H			BACK DIMENSIONS W H						
				23	21.5	33		17	16	18		17		14		
				RTA 00		FedEx		ups								
 6575				1	2	3	4	5	6	7	8	9	10	11	12	
 6575MB				6575	\$587	\$622	\$644	\$679	\$725	\$742	\$785	\$865	\$901	\$977	\$1077	\$1206
				OVERALL DIMENSIONS W D H			SEAT DIMENSIONS W D H			BACK DIMENSIONS W H						
				23	21.5	32.5		17	15.5	18		17		14.5		
				RTA 00												
Armchair w/Casters COM Yardage: 0.75 Freight Class: 250 Product Weight (lbs.): 15 Cubic Feet Per Carton: 13.5 (2 per carton)		Upholstered Seat and Back. Does not stack.														

DESCRIPTION		FEATURES	MODEL#	STANDARD TEXTILE GRADES											
				1	2	3	4	5	6	7	8	9	10	11	12
		6577	6577MB (Mesh Back)												
OVERALL DIMENSIONS				SEAT DIMENSIONS			BACK DIMENSIONS								
W	D			H	W	D	H	W	H						
21	21			33	17	16	17.5	17	14.5						

DESCRIPTION		FEATURES	MODEL#	STANDARD TEXTILE GRADES											
 6588	 6588MB	 ADJUSTMENTS (2) Pneumatic seat height		1	2	3	4	5	6	7	8	9	10	11	12
			6588	\$944	\$977	\$999	\$1032	\$1084	\$1100	\$1142	\$1223	\$1265	\$1339	\$1446	\$1571
			6588MB	\$923	\$956	\$980	\$1015	\$1063	\$1080	\$1123	\$1205	\$1245	\$1320	\$1426	\$1554
			OVERALL DIMENSIONS			SEAT DIMENSIONS			BACK DIMENSIONS						
			W	D	H	W	D	H	W	H					
			24	21.5	42.5	17	16	22-32	17	14.5					

SPRITZ™



Model 6762-6



Model 6765C



Model 6768-6

NESTING FEATURES

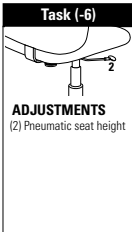


Articulating back on nesting chairs and height adjustable stools.

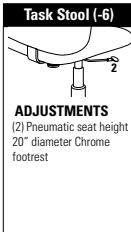


Flip up seat on nesting chairs.

MECHANISMS OPTIONS



Ergonomic Features:
C, G, M, N, U



Ergonomic Features:
C, G, M, N, U

STANDARD FEATURES

- An exceptionally comfortable chair series featuring a sophisticated, translucent mesh and models for all applications.
- Features an auto-adjusting comfort back.
- Spring loaded back reacts to body pressure and articulates 12°.
- Multi-purpose models standard with Global's high quality Soft Descent™ pneumatic lift which slowly and gently lowers the seat height of the chair making it easy to obtain the exact seat height you desire.
- Five prong, injection molded, fiberglass reinforced nylon Black base with **C10** dual wheel carpet casters.
- Nesting chairs have a flip up seat allowing chairs to stack horizontally.
- When nesting horizontal nesting chairs, each additional chair adds 10" to depth.
- Nesting chairs are standard with four Black nylon glides, **C1** carpet casters or with two casters at front, two glides at rear.
- Chairs are "Wall Safe". Rear legs hit the baseboard first leaving clearance between the back of the chair and the wall, saving both the chair and the wall from damage.
- Check textile availability prior to specifying upholstery material.
- Models can be ordered in Leather using appropriate grade.

OPTIONAL FEATURES

- For additional caster options, please refer to the Arm and Caster section.
- Optional casters may be priced higher than the standard casters for your chair and the difference will be charged. Lower priced optional casters will not be credited.
- P.

OPTION CODES

Please add option codes in the following order:

- **Model number**
6762-6 Task Chair w/Arms
6763-6 Task Chair without Arms
6764 Nesting Chair on Glides
6765 Nesting Chair w/arms on Glides
6767-6 Height Adjustable Stool without Arms
6768-6 Height Adjustable Stool w/Arms
- Add **(-C)** to model number if ordering with casters. Add **(-FC)** to model number if ordering Front casters/rear glides.
- **Fabric**
Specify fabric code for seat.
- **Frame**
(TBL) Black frame finish..... **Standard**
(TSH) Shadow frame finish..... **Standard**
(TTU) Tungsten frame finish..... **Standard**
(CHM) Chrome frame finish..... **Add \$68**
- **Base** (task models/ height adjustable stools only)
(B-BK) Black nylon base..... **Standard**
- **Casters** (task models /height adjustable stools only)
(C10) Dual wheel carpet casters **Standard**
(C10R) Dual wheel hard floor casters **Add \$70**
- **Casters** (nesting models only)
(C1) Dual wheel carpet casters **Standard**
(C9R) Dual wheel hard floor casters **Add \$78**
- **Mesh Back**
(U1) Black
(U2) Burgundy
(U3) Blue
(U4) Green
(colors shown on website)
- **Chair Assembly**
(task models /height adjustable stools only)
(-SU) Assembled in Box..... **Add \$81**

SPRITZ WORK & TASK CHAIRS






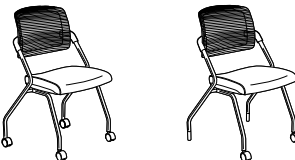

For Spritz Task chairs, please refer to Work + Task section of pricebook.

EXAMPLE OF ORDER CODE: (Task models/Height Adjustable Stool Models)

6762-6	WA50	TBL	B-BK	C10	U2	SU
Model Number	Fabric	Frame	Base	Casters	Mesh	Chair Assembly

EXAMPLE OF ORDER CODE: (Nesting Models)

6764C	WA50	TTU	C9R	U2
Model Number	Fabric	Frame	Casters	Mesh

DESCRIPTION		FEATURES	MODEL#	STANDARD TEXTILE GRADES											
		Task Chair w/Arms COM Yardage: 00.75 Freight Class: 250 Product Weight (lbs.): 29 Cubic Feet Per Carton: 9.75		1	2	3	4	5	6	7	8	9	10	11	12
			6762-6	830	865	886	922	970	994	1038	1108	1162	1222	1345	1479
			OVERALL DIMENSIONS			SEAT DIMENSIONS			BACK DIMENSIONS						
			W	D	H	W	D	H	W	H					
			23.5	20.5	31	18	16.5	15.5	17	16.5					
			RTA 00	FedEx		ups									
		Task Chair without Arms COM Yardage: 00.75 Freight Class: 250 Product Weight (lbs.): 28 Cubic Feet Per Carton: 9.75		1	2	3	4	5	6	7	8	9	10	11	12
			6763-6	794	827	849	885	932	956	1001	1071	1126	1186	1309	1443
			OVERALL DIMENSIONS			SEAT DIMENSIONS			BACK DIMENSIONS						
			W	D	H	W	D	H	W	H					
			20.5	20.5	31	18	16.5	15.5	17	16.5					
			RTA 00												
		Armless Flip Seat Nesting Chair w/Glides COM Yardage: 00.75 Freight Class: 300 Product Weight (lbs.): 22 Cubic Feet Per Carton: 11.25 Seat Flips up for nesting Ergonomic Features: G, M, N		1	2	3	4	5	6	7	8	9	10	11	12
			6764	689	722	744	778	826	851	896	964	1020	1079	1201	1336
			OVERALL DIMENSIONS			SEAT DIMENSIONS			BACK DIMENSIONS						
			W	D	H	W	D	H	W	H					
			20.5	23	33	18	17	17	17	16					
			RTA 00	FedEx		ups									
 <div>6764C6764FC</div>		Armless Flip Seat Nesting Chair w/Casters COM Yardage: 00.75 Freight Class: 300 Product Weight (lbs.): 22 Cubic Feet Per Carton: 11.25 C= Casters all 4 legs FC= Casters on front legs only Seat Flips up for nesting Ergonomic Features: G, M, N		1	2	3	4	5	6	7	8	9	10	11	12
			6764C	689	722	744	778	826	851	896	964	1020	1079	1201	1336
			6764FC	689	722	744	778	826	851	896	964	1020	1079	1201	1336
			OVERALL DIMENSIONS			SEAT DIMENSIONS			BACK DIMENSIONS						
			W	D	H	W	D	H	W	H					
			20.5	23	33	18	17	17	17	16					
			RTA 00	FedEx		ups									
		Flip Seat Nesting Chair w/Arms & Glides COM Yardage: 0.75 Freight Class: 300 Product Weight (lbs.): 23 Cubic Feet Per Carton: 11.75 Seat Flips up for nesting Ergonomic Features: G, M, N		1	2	3	4	5	6	7	8	9	10	11	12
			6765	734	767	789	825	872	898	942	1011	1066	1126	1251	1384
			OVERALL DIMENSIONS			SEAT DIMENSIONS			BACK DIMENSIONS						
			W	D	H	W	D	H	W	H					
			23.75	23	33	18.5	17	17	17	16					
			RTA 00	FedEx		ups									

DESCRIPTION	FEATURES	MODEL#	STANDARD TEXTILE GRADES												
 6765C 6765FC	Flip Seat Nesting Chair w/Arms & Casters COM Yardage: 00.75 Freight Class: 300 Product Weight (lbs.): 23 Cubic Feet Per Carton: 11.75	C= Casters all 4 legs FC=Casters on front legs only Seat Flips up for nesting Ergonomic Features: G, M, N		1	2	3	4	5	6	7	8	9	10	11	12
			6765C	734	767	789	825	872	898	942	1011	1066	1126	1251	1384
			6765FC	734	767	789	825	872	898	942	1011	1066	1126	1251	1384
			OVERALL DIMENSIONS W D H	SEAT DIMENSIONS W D H	BACK DIMENSIONS W H										
			23.75	23	33		18.5	17	17			17		16	
			RTA 00				FedEx		UPS						

 Armless Height Adjustable Stool COM Yardage: 00.75 Freight Class: 250 Product Weight (lbs.): 28 Cubic Feet Per Carton: 9.75				1	2	3	4	5	6	7	8	9	10	11	12
			6767-6	911	942	964	996	1043	1066	1107	1175	1225	1284	1401	1528
			OVERALL DIMENSIONS W D H	SEAT DIMENSIONS W D H	BACK DIMENSIONS W H										
			20.5	20.5	42.5		18	16.5	22		17	16.5			
			RTA 00				FedEx		UPS						

 Height Adjustable Stool w/Arms COM Yardage: 00.75 Freight Class: 250 Product Weight (lbs.): 31 Cubic Feet Per Carton: 9.75				1	2	3	4	5	6	7	8	9	10	11	12
			6768-6	949	982	1004	1037	1082	1105	1145	1215	1265	1323	1441	1567
			OVERALL DIMENSIONS W D H	SEAT DIMENSIONS W D H	BACK DIMENSIONS W H										
			23.5	20.5	42.5		18	16.5	22		17	16.5			
			RTA 00				FedEx		UPS						

Flip Seat Nesting Chair w/Arms & Casters
COM Yardage: 00.75
Freight Class: 300
Product Weight (lbs.): 23
Cubic Feet Per Carton: 11.75

C= Casters all 4 legs
FC=Casters on front legs only
Seat Flips up for nesting
Ergonomic Features:
G, M, N

Armless Height Adjustable Stool
COM Yardage: 00.75
Freight Class: 250
Product Weight (lbs.): 28
Cubic Feet Per Carton: 9.75

Height Adjustable Stool w/Arms
COM Yardage: 00.75
Freight Class: 250
Product Weight (lbs.): 31
Cubic Feet Per Carton: 9.75

SPYKER™



Armless Chair
model 6791



Armchair
model 6790



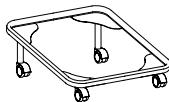
	Chair Stacking Capability	
	Stacks on floor	Stacks on dolly
Armless		
6791	up to 10 high	up to 12 high (use 6783)
With Arms		
6790	up to 7 high	up to 7 high (use 6783)

STANDARD FEATURES

- A comfortable, high quality, lightweight, all polymer stacking chair intended for use indoors or outdoors. Products must be stored inside during extreme and inclement weather. See Global's Outdoor Furniture warranty for additional information.
 - Perforations in the chair's seat and back provide ventilation and wet weather drainage.
 - Weather resistant, UV resistant and stain resistant with a modern design.
 - Chair legs are equipped with translucent non-marking glides as standard. Suitable for outdoor environments, carpet and hard surface flooring.
 - All Spyker products are only available through Global's InStock program. Contact CustomerCare for lead times and quotation for quantities beyond InStock inventory.
- Chairs are stocked in 3 plastic finishes:
Alloy (ALY)
Char (CHA)
Milk (MLK)
 - No upholstery options available.
 - Rated to 300 lbs.
 - Spyker achieves its strength and durability using glass filled polymer. Evidence of this material may be visible on the surface and is often more evident in darker colors.

EXAMPLE OF SPYKER ORDER CODE:

6791	ALY
Model Number	Finish

DESCRIPTION	FEATURES	MODEL#	STANDARD TEXTILE GRADES											
	Arm Chair COM Yardage: N/A Freight Class: 92.5 Product Weight (lbs.): 9 Cubic Feet Per Carton: 16.24 (4 per carton)	6790	1	2	3	4	5	6	7	8	9	10	11	12
			276											
			OVERALL DIMENSIONS			SEAT DIMENSIONS			BACK DIMENSIONS					
			W	D	H	W	D	H	W	H				
			23.23	20.86	31.29	17	17.75	17.71	17	15				
			RTA 00			FedEx			ups			4 per carton (pricing and specifications are for one chair)		
	Armless Chair COM Yardage: N/A Freight Class: 92.5 Product Weight (lbs.): 8.2 Cubic Feet Per Carton: 14.08 (4 per carton)	6791	1	2	3	4	5	6	7	8	9	10	11	12
			247											
			OVERALL DIMENSIONS			SEAT DIMENSIONS			BACK DIMENSIONS					
			W	D	H	W	D	H	W	H				
			17.91	20.86	31.29	17	17.75	17.71	17	15				
			RTA 00						4 per carton (pricing and specifications are for one chair)					
	Dolly for Spyker and Bakhita Chairs COM Yardage: N/A Freight Class: 250 Product Weight (lbs.): 11 Cubic Feet Per Carton: 2.9	6783	1	2	3	4	5	6	7	8	9	10	11	12
			367											
			OVERALL DIMENSIONS			SEAT DIMENSIONS			BACK DIMENSIONS					
			W	D	H	W	D	H	W	H				
			19.75	23.25	9.75									
			RTA 00			FedEx			ups			1 per carton		

STREAM



model 2075APP
Stacking, 4-Leg Arm Chair



model 2076NPU
Stacking, Sled Base Chair, Armless



model 2075APPT
4-Leg Chair, w/Tablet



model 2075CSAPP
Stacking Bar Stool, w/Arms



model 2073APP
Tittler Chair w/Arms

	Stream Chairs Stacking Capability		Stream Stools Stacking Capability
	Chair Stacking Capability		Stool Stacking Capability
	Stacks on floor	Stacks on dolly 2085	Stacks on floor only
Four-Leg (Glide/Caster) + Sled Base Models			
Polypropylene seat	up to 5 high	up to 15 high	up to 5 high
Poly back & Upholstered seat	up to 5 high	up to 10 high	up to 5 high
Upholstered seat & back	up to 5 high	up to 10 high	up to 5 high

STANDARD FEATURES

- Stream multi-purpose product family includes: four-leg, sled base and 5 star base chairs in addition to bar, counter and height adjustable stools.
- Seats and backs are made of perforated polypropylene, with or without arms. Choose from 14 finishes, arm color matches seat/back finish.
- Four-leg and sled base chairs and stools are stackable. See stacking chart for details. Bases are available in 20 painted or four metallic finishes (see upcharges).
- Four-leg chair models are available with glides or casters, see upcharge. Chairs stack with glides and casters.
- A selection of glide options is available. Glides must be chosen to best suit flooring type and site conditions. For more information, please refer to the glide section.
- Bullet-shaped glides may be specified in any plastic color. A natural, non-marking bullet-shaped glide is available where colored glides may be a concern. Bullet-shaped glides are not recommended for LVT flooring.
- Glides are included on sled base chairs. Select black or opaque, non-marking glide finish.
- Upholstered models are equipped with a color matching shroud beneath the seat.
- Tablet models are available. Backpack racks are available on four-leg models only.
- Chairs with tablet or backpack racks do not stack.
- Tablet arms are extremely rugged and meet ANSI-BIFMA testing requirements. Tablets hinge up to allow ease of egress and slide forward and back to comfortably fit most users.
- Standard tablet size is 18"D x 14.5"W and is made of Black polymer (D8). Tablets are specified left (LT) or right (RT) as seated.
- Five-star base chairs have a swivel tilt mechanism.
- Height adjustable stools have a simple swivel mechanism.
- Five-star and height-adjustable stool bases are Black nylon or Polished Aluminum (see upcharge). Dual wheel casters are available for carpet or hard floor casters. See upcharge
- Check textile availability prior to specifying upholstery material.

OPTIONAL FEATURES








- An optional 18.5"D x 18.5"W high pressure laminate writing tablet is available. The core is hardwood veneer plywood with radiused edge finished in clear lacquer. This writing tablet is offered in the following finishes: Black (BLK), Clear Maple (CMB), Designer White (DWT) and Noce Grigio (NGL). Please specify. Add \$68.








Add options codes in the following order:

- Model number**
Enter Model number.
- Textile** (UU and PU models)
Specify textile code for back (UU models only). Specify textile code for seat (PU, UU models only).
- Seat/back finish** (no upcharge)
(BZB) Buzz Blue (CCT) Cactus
(CRO) Carrot (IVC) Cloud
(DJN) Dijon (EGP) Eggplant
(FOG) Fog (FRO) Frost
(INK) Ink (LAB) Latte
(BLK) Night (SND) Sand
(SAR) Scarlet (SHW) Shadow
- Frame Type** (four-leg base models)
(FG) Glides
(FC) Casters. Add \$117
- Glide Type** (four-leg base)
(BG) Bullet Glide for Some Hard Floor and Carpeted Surfaces.
(FG) Felt Glide for Most Hard Floor Surfaces. Add \$36.
(RG) Rubber Non-slip Glide for Most Hard Floor Surfaces. Add \$36.
(SG) Steel Cushioned Glide for Carpeted Surfaces. Add \$36.
- Bullet glide finish** (four-legged chair and stool models)
(BZB) Buzz Blue (CCT) Cactus
(CRO) Carrot (IVC) Cloud
(DJN) Dijon (EGP) Eggplant
(FOG) Fog (FRO) Frost
(INK) Ink (LAB) Latte
(BLK) Night (SND) Sand
(SAR) Scarlet (SHW) Shadow
(NAT) Natural non-marking
- Glide Type** (sled base models)
(GL) Black glides.
(NM) Opaque non-marking glides.
- Frame Finish** (Four-legged/sled base models only)
(TBL) Black (TBZ) Buzz Blue
(TCC) Cactus (TCR) Carrot
(TDJ) Dijon (TDW) Designer White
(TEG) Eggplant (TFO) Fog
(TFR) Frost (TIN) Ink
(TIV) Cloud (TKA) Kalua
(TLA) Latte (TMO) Mocha
(TOA) Toast (TNE) Nevada
(TSH) Shadow (TSN) Sand
(TSR) Scarlet (TTU) Tungsten
Metallic Finishes: Chairs Stools
(BCH) Brushed Chrome Add \$184 Add \$274
(CHM) Chrome. Add \$51 Add \$98
Caster type (four-leg with FC caster selection)
(DC) C107 carpet.
(RC) C107R hard floor. Add \$25.
- Base (five start base models)**
(B7) Black nylon base. No upcharge.
(A7) Polished Aluminum base. Add 177.
- Caster type (Five star base)**
(82) 82 dual wheel carpet casters. No upcharge.
(8R) 8R dual wheel hard floor casters. Add \$94.
- Tablet** ("T" models)
(LT) Left
(RT) Right
- Tablet option** ("T" models)
(D8) Black polymer. Black polymer 18"Dx14.5"W. No upcharge.
Laminate finish (18.5"D x 18.5"W). Add \$68
(BLK) Black laminate. Add \$68.
(CMB) Clear Maple laminate. Add \$68.
(DWT) Designer White laminate. Add \$68.
(NGL) Noce Grigio laminate. Add \$68.

EXAMPLE STREAM ORDER CODE:

2075NPP	-	-	-IVC	-FG	-BLK	-CHM	-	-	-
Model #	Back textile	Seat textile	Seat/back finish	Glides/Casters	Glide color	Frame finish	Caster type	Tablet	Tablet finish













DESCRIPTION		FEATURES	MODEL#	STANDARD TEXTILE GRADES												
		COM Yardage: N/A Freight Class: 250 Product Weight (lbs.): 15.5 Cubic Feet Per Carton: 14	Glides + Casters Stacks 5 high on floor. Stacks 15 high on dolly.	2075APP 523 Polypropylene seat & back	1	2	3	4	5	6	7	8	9	10	11	12
					OVERALL DIMENSIONS			SEAT DIMENSIONS			BACK DIMENSIONS					
					W	D	H	W	D	H	W	H				
					24	25	33.25	18	18	17	16	16.5				
					RTA 00 4 per carton (pricing and specifications are for one seat unit)											
 		COM Yardage: 0.75 Freight Class: 250 Product Weight: 18.5 Cubic Feet Per Carton: 14	Glides + Casters Stacks 5 high on floor. Stacks 10 high on dolly.	2075APU 716 Upholstered seat 2075AUU 836 Upholstered seat & back	1	2	3	4	5	6	7	8	9	10	11	12
					OVERALL DIMENSIONS			SEAT DIMENSIONS			BACK DIMENSIONS					
					W	D	H	W	D	H	W	H				
					24	25	33.25	17.5	18	17.5	16	16				
					RTA 00 4 per carton (pricing and specifications are for one seat unit)											
		COM Yardage: N/A Freight Class: 250 Product Weight: 12.25 Cubic Feet Per Carton: 13	Glides + Casters Stacks 5 high on floor. Stacks 15 high on dolly.	2075NPP 407 Polypropylene seat & back	1	2	3	4	5	6	7	8	9	10	11	12
					OVERALL DIMENSIONS			SEAT DIMENSIONS			BACK DIMENSIONS					
					W	D	H	W	D	H	W	H				
					20.5	25	33.25	18	18	18	16	16.5				
					RTA 00 4 per carton (pricing and specifications are for one seat unit)											
 		COM Yardage: 0.75 Freight Class: 250 Product Weight: 15.25 Cubic Feet Per Carton: 13	Glides + Casters Stacks 5 high on floor. Stacks 10 high on dolly.	2075NPU 608 Upholstered seat 2075NUU 724 Upholstered seat & back	1	2	3	4	5	6	7	8	9	10	11	12
					OVERALL DIMENSIONS			SEAT DIMENSIONS			BACK DIMENSIONS					
					W	D	H	W	D	H	W	H				
					20.5	25	33.25	18	18	17.5	16	16				
					RTA 00 4 per carton (pricing and specifications are for one seat unit)											
		COM Yardage: N/A Freight Class: 300 Product Weight: 26 Cubic Feet Per Carton: 14.75	Specify (L) left or (R) right tablet (Example: 2075APPTL or 2075APPTR). Does not stack.	2075APPT 857 Polypropylene seat & back	1	2	3	4	5	6	7	8	9	10	11	12
					OVERALL DIMENSIONS			SEAT DIMENSIONS			BACK DIMENSIONS					
					W	D	H	W	D	H	W	H				
					26.5	27.25	33.25	18	18	17	16	16.5				
					RTA 00 1 per carton											



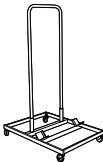

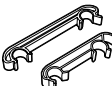
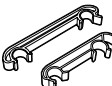
DESCRIPTION	FEATURES	MODEL#	STANDARD TEXTILE GRADES																									
			1	2	3	4	5	6	7	8	9	10	11	12														
	2075NPUT		2075NUUT																									
Armless Chair w/Tablet COM Yardage: 0.75 Freight Class: 250 Product Weight: 31 Cubic Feet Per Carton: 14.75		Specify (L) left or (R) right tablet	Does not stack.	RTA 00		1 per carton																						
				1	2	3	4	5	6	7	8	9	10	11	12													
																												
Armless Chair w/Tablet COM Yardage: N/A Freight Class: 300 Product Weight: 26 Cubic Feet Per Carton: 14.75		Specify (L) left or (R) right tablet	Does not stack.	RTA 00		1 per carton																						
				1	2	3	4	5	6	7	8	9	10	11	12													
	2075NPUT		2075NUUT																									
Armless Chair w/Tablet COM Yardage: 0.75 Freight Class: 300 Product Weight: 29 Cubic Feet Per Carton: 14.75		Specify (L) left or (R) right tablet	Does not stack.	RTA 00		1 per carton																						
				1	2	3	4	5	6	7	8	9	10	11	12													
																												
Armchair w/Backpack Rack COM Yardage: N/A Freight Class: 300 Product Weight: 24 Cubic Feet Per Carton: 14				RTA 00		1 per carton																						
				1	2	3	4	5	6	7	8	9	10	11	12													
																												
Armless Chair w/Backpack Rack COM Yardage: N/A Freight Class: 300 Product Weight: 20				RTA 00		1 per carton																						
				1	2	3	4	5	6	7	8	9	10	11	12													


DESCRIPTION		FEATURES	MODEL#	STANDARD TEXTILE GRADES														
				1	2	3	4	5	6	7	8	9	10	11	12			
 2075BRNPU	 2075BRNUU	Armless Chair w/Backpack Rack COM Yardage: 0.75 Freight Class: 300 Product Weight: 23 Cubic Feet Per Carton: 13 Does not stack.	2075BRNPU	766	795	816	846	890	911	950	1012	1060	1114	1222	1340			
				Upholstered seat														
			2075BRNUU	889	917	938	968	1011	1032	1070	1134	1181	1234	1344	1462			
				OVERALL DIMENSIONS			SEAT DIMENSIONS			BACK DIMENSIONS								
				W	D	H	W	D	H	W	H							
				20.5	25	33.25	18	18	17.5	16	16							
			RTA 00	1 per carton														
				1	2	3	4	5	6	7	8	9	10	11	12			
 2075BRNPPT		Armless Chair w/Backpack Rack and Tablet COM Yardage: N/A Freight Class: 250 Product Weight: 30 Cubic Feet Per Carton: 14.75 Specify (L) left or (R) right tablet Does not stack.	2075BRNPPT	900														
				Polypropylene seat & back														
				OVERALL DIMENSIONS			SEAT DIMENSIONS			BACK DIMENSIONS								
				W	D	H	W	D	H	W	H							
				27.25	27.25	33.25	18	18	17	16	16.5							
			RTA 00	1 per carton														
				1	2	3	4	5	6	7	8	9	10	11	12			
 2075BRNPUT	 2075BRNUUT	Armless Chair w/Backpack Rack and Tablet COM Yardage: 0.75 Freight Class: 250 Product Weight: 32 Cubic Feet Per Carton: 14.75 Specify (L) left or (R) right tablet Does not stack.	2075BRNPUT	\$1092	\$1121	\$1143	\$1175	\$1219	\$1242	\$1282	\$1348	\$1397	\$1453	\$1569	\$1691			
				Upholstered seat														
			2075BRNUUT	1215	1244	1265	1298	1341	1363	1404	1468	1518	1575	1689	1811			
				OVERALL DIMENSIONS			SEAT DIMENSIONS			BACK DIMENSIONS								
				W	D	H	W	D	H	W	H							
				25	27.25	33.25	18	18	17.5	16	16							
			RTA 00	1 per carton														
				1	2	3	4	5	6	7	8	9	10	11	12			
 2076APP		Armchair w/Sled Base COM Yardage: N/A Freight Class: 250 Product Weight: 14 Cubic Feet Per Carton: 14 Stacks 5 high on floor. Stacks 15 high on dolly.	2076APP	\$587														
				Polypropylene seat & back														
				OVERALL DIMENSIONS			SEAT DIMENSIONS			BACK DIMENSIONS								
				W	D	H	W	D	H	W	H							
				25.5	24	33.25	18	18	17	16	16.5							
			RTA 00	4 per carton (pricing and specifications are for one seat unit)														
				1	2	3	4	5	6	7	8	9	10	11	12			
 2076APU	 2076AUU	Armchair w/Sled Base COM Yardage: 0.75 Freight Class: 250 Product Weight: 19.5 Cubic Feet Per Carton: 14 Stacks 5 high on floor. Stacks 10 high on dolly.	2076APU	779	807	827	857	898	917	956	1016	1061	1114	1219	1334			
				Upholstered seat														
			2076AUU	901	930	950	980	1022	1041	1079	1139	1188	1238	1347	1461			
				OVERALL DIMENSIONS			SEAT DIMENSIONS			BACK DIMENSIONS								
				W	D	H	W	D	H	W	H							
				24	25	33.25	18	18	17.5	16	16							
			RTA 00	4 per carton (pricing and specifications are for one seat unit)														




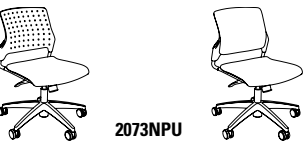
Bar Stool w/Arms
COM Yardage: 0.75
Freight Class: 250
Product Weight: 28
Cubic Feet Per Carton: 21.5

DESCRIPTION		FEATURES	MODEL#	STANDARD TEXTILE GRADES														
			2075BSNPP 625 Polypropylene seat & back	1	2	3	4	5	6	7	8	9	10	11	12			
				OVERALL DIMENSIONS			SEAT DIMENSIONS			BACK DIMENSIONS								
				W	D	H	W	D	H	W	H							
				22	24.75	45	18	18	29	16	16.5							
				RTA 00 2 per carton (pricing and specifications are for one seat unit)														
 			2075BSNPU 817 Upholstered seat	1	2	3	4	5	6	7	8	9	10	11	12			
				845	865	895	936	955	994	1054	1099	1152	1258	1372				
				2075BSNUU 938	967	987	1017	1059	1078	1116	1177	1225	1275	1385	1498			
				Upholstered seat & back														
 			2075BSNUU 938 Upholstered seat & back	OVERALL DIMENSIONS			SEAT DIMENSIONS			BACK DIMENSIONS								
				W	D	H	W	D	H	W	H							
				22	24.75	45	18	18	29.5	16	16							
				RTA 00 2 per carton (pricing and specifications are for one seat unit)														
			2075CSAPP 740 Polypropylene seat & back	1	2	3	4	5	6	7	8	9	10	11	12			
				OVERALL DIMENSIONS			SEAT DIMENSIONS			BACK DIMENSIONS								
				W	D	H	W	D	H	W	H							
				24	24.75	40	18	18	24	16	16.5							
				RTA 00 2 per carton (pricing and specifications are for one seat unit)														
 			2075CSAPU 932 Upholstered seat	1	2	3	4	5	6	7	8	9	10	11	12			
				963	984	1017	1064	1087	1129	1196	1250	1307	1426	1554				
				2075CSAUU 1053	1082	1104	1137	1184	1205	1248	1314	1366	1424	1543	1669			
				Upholstered seat & back														
 			2075CSAUU 1053 Upholstered seat & back	OVERALL DIMENSIONS			SEAT DIMENSIONS			BACK DIMENSIONS								
				W	D	H	W	D	H	W	H							
				24	24.75	40	18	18	24.5	16	16							
				RTA 00 2 per carton (pricing and specifications are for one seat unit)														
			2075CSNPP 625 Polypropylene seat & back	1	2	3	4	5	6	7	8	9	10	11	12			
				OVERALL DIMENSIONS			SEAT DIMENSIONS			BACK DIMENSIONS								
				W	D	H	W	D	H	W	H							
				22	24.75	40	18	18	24	16	16.5							
				RTA 00 2 per carton (pricing and specifications are for one seat unit)														
			2075CSNPP 625 Polypropylene seat & back	OVERALL DIMENSIONS			SEAT DIMENSIONS			BACK DIMENSIONS								
				W	D	H	W	D	H	W	H							
				22	24.75	40	18	18	24	16	16.5							
				RTA 00 2 per carton (pricing and specifications are for one seat unit)														






DESCRIPTION		FEATURES	MODEL#	STANDARD TEXTILE GRADES																			
				1	2	3	4	5	6	7	8	9	10	11	12								
 2075CSNPU	 2075CSNUU	Armless Counter Stool COM Yardage: 0.75 Freight Class: 250 Product Weight: 23 Cubic Feet Per Carton: 19		2075CSNPU	817	846	868	900	947	968	1010	1074	1127	1183	1298	1422							
				Upholstered seat																			
				2075CSNUU	938	967	989	1021	1065	1088	1128	1194	1244	1300	1415	1537							
				OVERALL DIMENSIONS			SEAT DIMENSIONS			BACK DIMENSIONS													
				W	D	H	W	D	H	W		H											
				22	24.75	40	18	18	24.5	16		16											
				RTA 00 2 per carton (pricing and specifications are for one seat unit)																			
 2085				1	2	3	4	5	6	7	8	9	10	11	12								
				834																			
				OVERALL DIMENSIONS			SEAT DIMENSIONS			BACK DIMENSIONS													
				W	D	H	W	D	H	W		H											
				24	33.5	53																	
				RTA 00 FedEx 2 per carton																			
 5233				1	2	3	4	5	6	7	8	9	10	11	12								
				\$35																			
				OVERALL DIMENSIONS			SEAT DIMENSIONS			BACK DIMENSIONS													
				W	D	H	W	D	H	W		H											
				.87	0.75	1																	
				RTA 00 Pricing is for the set, specifications are for one clamp																			
 6526				1	2	3	4	5	6	7	8	9	10	11	12								
				\$28																			
				OVERALL DIMENSIONS			SEAT DIMENSIONS			BACK DIMENSIONS													
				W	D	H	W	D	H	W		H											
				0.75	5.75	1.25																	
				RTA 00 Pricing is for the set, specifications are for one clamp																			
 2073APP		Tilter Chair w/Arms COM Yardage: N/A Freight Class: 250 Product Weight (lbs.):34 Cubic Feet Per Carton: 15.5		1	2	3	4	5	6	7	8	9	10	11	12								
				\$920 Polypropylene seat & back																			
				OVERALL DIMENSIONS			SEAT DIMENSIONS			BACK DIMENSIONS													
				W	D	H	W	D	H	W		H											
				24	23.5	33.5	18	18	15.5-20.5	16		16.5											
				RTA 00 1 per carton																			

DESCRIPTION	FEATURES	MODEL#	STANDARD TEXTILE GRADES											
 <div>2073APU 2073AUU</div>	Tilter Chair w/Arms COM Yardage: .75 Freight Class: 250 Product Weight: 39 Cubic Feet Per Carton: 15.5		1	2	3	4	5	6	7	8	9	10	11	12
		2073APU	\$1115	\$1144	\$1165	\$1198	\$1242	\$1263	\$1304	\$1370	\$1420	\$1475	\$1591	\$1712
		Upholstered seat												
		2073AUU	\$1236	\$1265	\$1286	\$1317	\$1362	\$1384	\$1424	\$1489	\$1538	\$1594	\$1709	\$1830
		Upholstered seat & back												
			OVERALL DIMENSIONS			SEAT DIMENSIONS			BACK DIMENSIONS					
			W	D	H	W	D	H	W	H				
			24	23.5	33.5	18	18	16-21	16	16				
			RTA 00			1 per carton								

	Armless Tilter Chair COM Yardage: N/A Freight Class: 300 Product Weight (lbs.): 30 Cubic Feet Per Carton:		1	2	3	4	5	6	7	8	9	10	11	12	
		2073NPP	\$822												
		Polypropylene seat & back													
		OVERALL DIMENSIONS			SEAT DIMENSIONS			BACK DIMENSIONS							
					W	D	H	W	D	H	W	H			
			20.5	23.5	33.5	18	18	15.5-20.5	16	16.5					
			RTA 00			1 per carton									

 <div>2073NPU 2073NUU</div>	Armless Tilter Chair COM Yardage: 0.75 Freight Class: 250 Product Weight: 33 Cubic Feet Per Carton: 15.5		1	2	3	4	5	6	7	8	9	10	11	12
		2073NPU	\$1016	\$1045	\$1066	\$1097	\$1142	\$1163	\$1204	\$1268	\$1318	\$1372	\$1488	\$1609
		Upholstered seat												
		2073NUU	\$1137	\$1166	\$1187	\$1218	\$1262	\$1284	\$1324	\$1388	\$1438	\$1492	\$1606	\$1726
		Upholstered seat & back												
			OVERALL DIMENSIONS			SEAT DIMENSIONS			BACK DIMENSIONS					
			W	D	H	W	D	H	W	H				
			20.5	23.5	33.5	18	18	16-21	16	16				
			RTA 00			1 per carton								

	Height Adjustable Stool w/Arms COM Yardage: N/A Freight Class: 300 Product Weight (lbs.): 37 Cubic Feet Per Carton: 19.5		1	2	3	4	5	6	7	8	9	10	11	12	
		2074APP	\$1039												
		Polypropylene seat & back													
		OVERALL DIMENSIONS			SEAT DIMENSIONS			BACK DIMENSIONS							
					W	D	H	W	D	H	W	H			
			24	23.5	43	18	18	22-32	16	16.5					
			RTA 00			1 per carton									

DESCRIPTION		FEATURES	MODEL#	STANDARD TEXTILE GRADES																	
				1	2	3	4	5	6	7	8	9	10	11	12						
		2074APU	2074APU	\$1231	\$1263	\$1284	\$1319	\$1365	\$1387	\$1429	\$1498	\$1551	\$1608	\$1728	\$1857						
				Upholstered seat																	
			2074AUU	\$1352	\$1381	\$1404	\$1437	\$1484	\$1505	\$1548	\$1614	\$1666	\$1726	\$1844	\$1971						
				Upholstered seat & back																	
			OVERALL DIMENSIONS			SEAT DIMENSIONS			BACK DIMENSIONS												
			W	D	H	W	D	H	W	H											
			24	23.5	43	18	18	22.5-32.5	16	16											
			RTA 00			1 per carton															
				1	2	3	4	5	6	7	8	9	10	11	12						
		2074NPP	2074NPP	\$918																	
				Polypropylene seat & back																	
				OVERALL DIMENSIONS			SEAT DIMENSIONS			BACK DIMENSIONS											
				W	D	H	W	D	H	W	H										
			20.5	23.5	43	18	18	22-32	16	16.5											
			RTA 00			1 per carton															
				1	2	3	4	5	6	7	8	9	10	11	12						
		2074NPU	2074NPU	\$1110	\$1139	\$1161	\$1194	\$1241	\$1261	\$1304	\$1370	\$1421	\$1478	\$1597	\$1719						
				Upholstered seat																	
			2074NUU	\$1233	\$1264	\$1285	\$1317	\$1364	\$1385	\$1427	\$1492	\$1544	\$1600	\$1715	\$1840						
				Upholstered seat & back																	
			OVERALL DIMENSIONS			SEAT DIMENSIONS			BACK DIMENSIONS												
			W	D	H	W	D	H	W	H											
			20.5	23.5	43	18	18	22.5-32.5	16	16											
			RTA 00			1 per carton															

TWILIGHT™



model 2194 (BK)



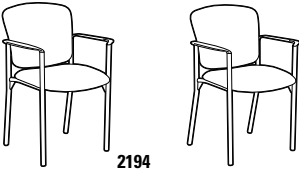

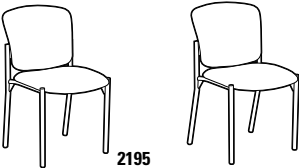
model 2198C (TUN)

STANDARD FEATURES








- Twilight series armchairs and barstools feature a flared back design.
- Chairs can stack 5 high on floor and 8 high on dolly 2125WS. Stools do not stack.
- Comet series tables and connecting brackets are compatible with Twilight models.
- Arm and Armless models can be joined together using ganging clamp model 2180.
- All Twilight models have welded corner gussets for additional strength & support.
- **Specifications and pricing are for 1 chair.**
- Check textile availability prior to specifying upholstery material.


OPTIONAL FEATURES


- Frames available in Black (TBL) or Tungsten (TTU).
- Optional steel cushioned glides (B) are available on all models. Add \$33. Please specify.
- Models featuring a wood veneer back are available in Absolute (AAM), Black (BKM), Cherry (ACM), Espresso Cafe (ECM), English Oak (EOM), Fruitwood (TFM), Gray (HGM), Honey (AHM), Mahogany (TMM), Maple (AVM), Medium Walnut (MWM), Night (ASM), Noce Biondo (NBM), Noce Grigio (NGM), Noce Leggero (NEM), Noce Medio (NMM), Shaker Cherry (SKM), Walnut (TWM), WC Cream (WTM), White (WHM) and Winter Cherry (WCM). Please Specify. Genuine maple faced veneers and solids are used.
- Models featuring wood veneer backs can incorporate a custom logo. Please contact Customer Service for further details.


DESCRIPTION	FEATURES	MODEL#	STANDARD TEXTILE GRADES											
 <div>21942194WS</div> <p>Armchair Upholstered Back COM Yardage: 1.25 Freight Class: 250 Product Weight (lbs.): 21 Cubic Feet Per Carton: 6.25 (2 per carton)</p>	Stacks 5 high on floor. Stacks 8 high on dolly. Ergonomic Features: M, N		1	2	3	4	5	6	7	8	9	10	11	12
		2194	\$682	\$733	\$771	\$820	\$899	\$939	\$1012	\$1110	\$1212	\$1291	\$1501	\$1712
		2194WS	\$708	\$758	\$800	\$856	\$938	\$967	\$1041	\$1177	\$1241	\$1368	\$1539	\$1754
		Wall Saver												
			OVERALL DIMENSIONS			SEAT DIMENSIONS			BACK DIMENSIONS					
			W	D	H	W	D	H	W	H				
			23.5	22	35	18	16	18	18	16				
			RTA 00											
 <div>2194C</div> <p>Armchair w/Casters Upholstered Back COM Yardage: 1.25 Freight Class: 250 Product Weight (lbs.): 21 Cubic Feet Per Carton: 6.25 (2 per carton)</p>	Stacks 5 high on floor. Stacks 8 high on dolly. Ergonomic Features: M, N		1	2	3	4	5	6	7	8	9	10	11	12
		2194C	\$800	\$850	\$889	\$938	\$1018	\$1046	\$1111	\$1238	\$1302	\$1417	\$1580	\$1781
			OVERALL DIMENSIONS			SEAT DIMENSIONS			BACK DIMENSIONS					
			W	D	H	W	D	H	W	H				
			23.5	22	35	18	16	18	18	18.5				
			RTA 00											
 <div>21952195WS</div> <p>Armless Chair Upholstered Back COM Yardage: 1.25 Freight Class: 250 Product Weight (lbs.): 18 Cubic Feet Per Carton: 6.25 (2 per carton)</p>	Stacks 5 high on floor. Stacks 8 high on dolly. Ergonomic Features: M, N		1	2	3	4	5	6	7	8	9	10	11	12
		2195	\$591	\$639	\$675	\$729	\$808	\$846	\$917	\$1017	\$1114	\$1193	\$1407	\$1617
		2195WS	\$616	\$667	\$708	\$766	\$846	\$876	\$949	\$1084	\$1149	\$1277	\$1447	\$1662
		Wall Saver												
			OVERALL DIMENSIONS			SEAT DIMENSIONS			BACK DIMENSIONS					
			W	D	H	W	D	H	W	H				
			20	22	35	18	16	18.5	18	16				
			RTA 00											




DESCRIPTION		FEATURES	MODEL#	STANDARD TEXTILE GRADES												
		Armless Chair w/Catsers Upholstered Back COM Yardage: 1.25 Freight Class: 250 Product Weight (lbs.): 18 Cubic Feet Per Carton: 6.25 (2 per carton)			1	2	3	4	5	6	7	8	9	10	11	12
				2195C	\$708	\$756	\$793	\$848	\$926	\$954	\$1019	\$1146	\$1210	\$1326	\$1488	\$1688
				OVERALL DIMENSIONS			SEAT DIMENSIONS			BACK DIMENSIONS						
				W	D	H	W	D	H	W	H					
				20	22	35	18	16	18	18.5	16					
				RTA 00												
		Armchair Wood Veneer Back COM Yardage: 0.75 Freight Class: 250 Product Weight (lbs.): 20 Cubic Feet Per Carton: 6.25 (2 per carton)			1	2	3	4	5	6	7	8	9	10	11	12
				2198	\$730	\$758	\$781	\$815	\$860	\$886	\$927	\$987	\$1044	\$1093	\$1220	\$1348
				2198WS Wall Saver	\$750	\$785	\$810	\$843	\$890	\$909	\$954	\$1031	\$1072	\$1148	\$1253	\$1377
				OVERALL DIMENSIONS			SEAT DIMENSIONS			BACK DIMENSIONS						
				W	D	H	W	D	H	W	H					
23.5	22	35	18	17.5	18	18.5	16.5									
				RTA 00												
		Armchair w/Catsers Wood Veneer Back COM Yardage: 0.75 Freight Class: 250 Product Weight (lbs.): 20 Cubic Feet Per Carton: 6.25 (2 per carton)			1	2	3	4	5	6	7	8	9	10	11	12
				2198C	\$757	\$792	\$814	\$848	\$890	\$907	\$950	\$1025	\$1060	\$1131	\$1227	\$1348
				OVERALL DIMENSIONS			SEAT DIMENSIONS			BACK DIMENSIONS						
				W	D	H	W	D	H	W	H					
				23.5	22	35	18	16	18	18.5	16					
				RTA 00												
				FedEx												
		Armless Chair Wood Veneer Back COM Yardage: 0.75 Freight Class: 250 Product Weight (lbs.): 18 Cubic Feet Per Carton: 6.25 (2 per carton)			1	2	3	4	5	6	7	8	9	10	11	12
				2199	\$630	\$658	\$680	\$710	\$755	\$782	\$826	\$885	\$942	\$992	\$1119	\$1248
				2199WS Wall Saver	\$652	\$685	\$709	\$744	\$790	\$811	\$852	\$933	\$974	\$1049	\$1154	\$1281
				OVERALL DIMENSIONS			SEAT DIMENSIONS			BACK DIMENSIONS						
				W	D	H	W	D	H	W	H					
20	22	35	18	17.5	18	18.5	16.5									
				RTA 00												
				FedEx												
		Armless Chair w/Catsers Wood Veneer Back COM Yardage: 0.75 Freight Class: 250 Product Weight (lbs.): 18 Cubic Feet Per Carton: 6.25 (2 per carton)			1	2	3	4	5	6	7	8	9	10	11	12
				2199C	\$669	\$704	\$720	\$754	\$802	\$817	\$858	\$936	\$971	\$1042	\$1138	\$1258
				OVERALL DIMENSIONS			SEAT DIMENSIONS			BACK DIMENSIONS						
				W	D	H	W	D	H	W	H					
				20	22	35	18	17.5	18	18.5	16					
				RTA 00												
				FedEx												

DESCRIPTION	FEATURES	MODEL#	STANDARD TEXTILE GRADES												
	<p>Barstool w/Arms Wood Veneer Back COM Yardage: 0.75 Freight Class: 300 Product Weight (lbs.): 27 Cubic Feet Per Carton: 14.75 (1 per carton)</p> <p>Does not stack.</p> <p>Ergonomic Features: M, N</p>	2188	1	2	3	4	5	6	7	8	9	10	11	12	
			\$1049	\$1085	\$1109	\$1142	\$1194	\$1208	\$1253	\$1333	\$1374	\$1448	\$1555	\$1680	
			OVERALL DIMENSIONS			SEAT DIMENSIONS			BACK DIMENSIONS						
			W	D	H	W	D	H	W	H					
			23	22	45	18	16	29			18.5	16			
			RTA 00												

	<p>Armless Barstool Wood Veneer Back COM Yardage: 0.75 Freight Class: 300 Product Weight (lbs.): 25 Cubic Feet Per Carton: 14.75 (1 per carton)</p> <p>Does not stack.</p> <p>Ergonomic Features: M, N</p>	2189	1	2	3	4	5	6	7	8	9	10	11	12	
			\$949	\$986	\$1009	\$1043	\$1092	\$1110	\$1153	\$1233	\$1273	\$1348	\$1453	\$1582	
			OVERALL DIMENSIONS			SEAT DIMENSIONS			BACK DIMENSIONS						
			W	D	H	W	D	H	W	H					
			20	22	45	18	16	29			18.5	16			
			RTA 00												

	<p>Barstool w/Arms Upholstered Back COM Yardage: 1.25 Freight Class: 300 Product Weight (lbs.): 28 Cubic Feet Per Carton: 14.75 (1 per carton)</p> <p>Does not stack.</p> <p>Ergonomic Features: M, N</p>	2196	1	2	3	4	5	6	7	8	9	10	11	12	
			\$1007	\$1060	\$1099	\$1158	\$1239	\$1269	\$1340	\$1477	\$1541	\$1668	\$1840	\$2057	
			OVERALL DIMENSIONS			SEAT DIMENSIONS			BACK DIMENSIONS						
			W	D	H	W	D	H	W	H					
			23	22	45	18	16	29			18.5	16			
			RTA 00												

	<p>Armless Barstool w/ Upholstered Back COM Yardage: 1.25 Freight Class: 300 Product Weight (lbs.): 22 Cubic Feet Per Carton: 14.75 (1 per carton)</p> <p>Does not stack.</p> <p>Ergonomic Features: M, N</p>	2197	1	2	3	4	5	6	7	8	9	10	11	12	
			\$908	\$961	\$1000	\$1056	\$1138	\$1167	\$1240	\$1376	\$1442	\$1569	\$1739	\$1954	
			OVERALL DIMENSIONS			SEAT DIMENSIONS			BACK DIMENSIONS						
			W	D	H	W	D	H	W	H					
			20	22	45	18	16	29			18.5	16			
			RTA 00												

VION



VION FINISHES - GUEST SEATING				
Back Frame	Specify Code	Frame	Specify Code	Arm Option
Black	BLK	Black	TBL	Fiber Glass Reinforced Nylon (Black)
Shadow	SHW Add \$81	Fog	TFO	
		Shadow	TSH	
		Tungsten	TTU	
Fog	FOG Add \$81	Chrome	CHM - Add \$43	

STANDARD FEATURES

- Vion is a comprehensive seating series offering a family of models to Address multiple applications: task, management, conference, guest, heavy duty 24-7, and height adjustable stools.
- Series offers models with either a mesh or upholstered back.
- Vion guest chairs offer a wall saver frame design, which is constructed from 7/8" diameter steel tubing.
- Vion guest chairs can stack 4 high on the floor.
- Arm design is gently curved and made from strong fiberglass reinforced black nylon.
- Guest chairs are standard with durable polypropylene glides.
- Dual wheel carpet casters (**C82**) are standard on guest models with casters.
- Mesh back models are available in 10 standard colors: Aqua (**MS75**), Black (**MS69**), Black Cherry (**MS76**), Blue (**MS72**), Dust (**MS77**), Ivory (**MS78**), Natural (**MS74**), Paprika (**MS79**), Rope (**MS73**) and Stone (**MS71**).
- Upholstered back models feature Black fabric (**Jenny JN02**) on the back side as standard.
- Check textile availability prior to specifying upholstery material.
- Vion beam seating consists of upper seat units (6340-6343) including mounting brackets and all hardware necessary for attachment to beam.
- For all beam components, tables and a complete list of available upper seat units, see Beam seating section.

OPTIONAL FEATURES

- Please refer to the chart for optional back frame and base frame finishes.
- Mesh back models are also available in 10 Dimension Mesh colors: Black (**DBK**), Fog (**DST**), Chalk (**DCL**), Shadow (**DGM**), Charcoal (**DCH**), Sand (**DSB**), Cobalt (**DCO**), Pool Blue (**DPB**), Citrus (**DCT**) and Berry (**DBE**). Add \$29
- Upholstered back models offer a Matching Outer (**MO**) upholstery option. Due to the additional material needed, these models are listed separately and are priced differently than the standard upholstered back models.
- Seat available in memory foam. Please specify (**MF**). Add \$124.
- Opaque off-white non-marking glides for hard surface flooring are optional for guest chairs, please specify (**NM**). No upcharge.
- Felt glides (**FG**) and rubber glides (**RG**) are available on guest chairs, please specify and add \$64.
- Steel cushioned self-leveling glides (**B**) are available on guest chairs (adds 0.5" to seat height), please specify and add \$36.
- Dolly available for stacking guest chairs up to 8 high. Specify model 2125VVS, \$477 List.
- Please refer to chart for optional Arms, Back, Base and Frame finishes.

DESCRIPTION

FEATURES

MODEL#

STANDARD TEXTILE GRADES



mesh back

Armless Side Chair

COM Yardage: 1
Freight Class: 250
Product Weight (lbs.): 24
Cubic Feet Per Carton: 11.75

Stacks 4 high on floor.
Stacks 8 high on dolly.
Ergonomic Features: M, N






	1	2	3	4	5	6	7	8	9	10	11	12
6324	661	701	730	773	835	858	912	1016	1068	1163	1294	1457

OVERALL DIMENSIONS			SEAT DIMENSIONS			BACK DIMENSIONS	
W	D	H	W	D	H	W	H
20	24	34.5	19	17.5	17.5	19	17


RTA 00


FedEx


ups


DESCRIPTION		FEATURES	MODEL#	STANDARD TEXTILE GRADES											
 mesh back	Does not stack. Ergonomic Features: M, N	Armless Side Chair w/Casters COM Yardage: 1 Freight Class: 250 Product Weight (lbs.):24 Cubic Feet Per Carton: 11.75	6324C	1	2	3	4	5	6	7	8	9	10	11	12
			738	778	808	851	913	935	989	1094	1146	1241	1371	1534	
			OVERALL DIMENSIONS W D H			SEAT DIMENSIONS W D H			BACK DIMENSIONS W H						
			20	24	34.5	19	17.5	17.5	19	17					
			RTA 00	FedEx		ups									
 mesh back	Stacks 4 high on floor. Stacks 8 high on dolly. Ergonomic Features: M, N	Side Chair COM Yardage: 1 Freight Class: 300 Product Weight (lbs.): 26 Cubic Feet Per Carton: 13.75	6325	1	2	3	4	5	6	7	8	9	10	11	12
			708	749	778	821	883	906	960	1064	1116	1211	1344	1504	
			OVERALL DIMENSIONS W D H			SEAT DIMENSIONS W D H			BACK DIMENSIONS W H						
			25.5	24	34.5	19	17.5	17.5	19	17					
			RTA 00	FedEx		ups									
 mesh back	Does not stack. Ergonomic Features: M, N	Side Chair w/Casters COM Yardage: 1 Freight Class: 300 Product Weight (lbs.): 26 Cubic Feet Per Carton: 13.75	6325C	1	2	3	4	5	6	7	8	9	10	11	12
			783	824	854	897	960	981	1035	1141	1192	1287	1419	1580	
			OVERALL DIMENSIONS W D H			SEAT DIMENSIONS W D H			BACK DIMENSIONS W H						
			25.5	24	34.5	19	17.5	17.5	19	17					
			RTA 00	FedEx		ups									
 upholstered back	Stacks 4 high on floor. Stacks 8 high on dolly. Ergonomic Features: M, N	Armless Side Chair COM Yardage: 1.25 Freight Class: 250 Product Weight (lbs.): 25 Cubic Feet Per Carton: 11.75 Cubic Feet Per Carton: 11.75	6334	1	2	3	4	5	6	7	8	9	10	11	12
			723	774	813	870	951	990	1064	1182	1274	1374	1583	1805	
			6334MO	783	861	920	1008	1133	1176	1286	1492	1593	1786	2048	2373
			OVERALL DIMENSIONS W D H			SEAT DIMENSIONS W D H			BACK DIMENSIONS W H						
			20	24	34.5	19	17.5	17.5	19	17					
			RTA 00	FedEx		ups									
 upholstered back	Does not stack. Ergonomic Features: M, N	Armless Side Chair w/Casters COM Yardage: 1.25 Freight Class: 250 Product Weight (lbs.): 25 Cubic Feet Per Carton: 11.75	6334C	1	2	3	4	5	6	7	8	9	10	11	12
			809	858	893	947	1026	1062	1131	1244	1331	1427	1624	1833	
			6334CMO	868	944	1004	1092	1215	1260	1369	1576	1676	1869	2131	2456
			OVERALL DIMENSIONS W D H			SEAT DIMENSIONS W D H			BACK DIMENSIONS W H						
			20	24	34.5	19	17.5	17.5	19	17					
			RTA 00	FedEx		ups									









DESCRIPTION		FEATURES	MODEL#	STANDARD TEXTILE GRADES											
 upholstered back	Side Chair COM Yardage: 1.25 Freight Class: 300 Product Weight (lbs.): 27 Cubic Feet Per Carton: 13.75	Stacks 4 high on floor. Stacks 8 high on dolly. Ergonomic Features: M, N	6335 6335MO	1	2	3	4	5	6	7	8	9	10	11	12
				772	823	862	919	999	1038	1111	1227	1317	1419	1624	1844
				831	909	967	1056	1178	1224	1332	1540	1641	1834	2096	2423
				OVERALL DIMENSIONS			SEAT DIMENSIONS			BACK DIMENSIONS					
				W	D	H	W	D	H	W	H				
				25.5	24	34.5	19	17.5	17.5	19	17				
				RTA 00	FedEx		ups								





 upholstered back	Side Chair w/Casters COM Yardage: 1.25 Freight Class: 300 Product Weight (lbs.): 27 Cubic Feet Per Carton: 13.75	Does not stack. Ergonomic Features: M, N	6335C 6335CMO	1	2	3	4	5	6	7	8	9	10	11	12
				855	904	939	993	1071	1107	1176	1287	1374	1467	1664	1873
				912	988	1048	1136	1262	1305	1413	1620	1721	1914	2177	2502
				OVERALL DIMENSIONS			SEAT DIMENSIONS			BACK DIMENSIONS					
				W	D	H	W	D	H	W	H				
				25.5	24	34.5	19	18	17.5	19	17				
				RTA 00	FedEx		ups								

	Armless Seat Unit COM Yardage: 1 Freight Class: 250 Product Weight (lbs.): 20 Cubic Feet Per Carton: 7.25	Upholstered seat/mesh back. Use with beam.	6340	1	2	3	4	5	6	7	8	9	10	11	12
				\$886	\$932	\$962	\$1011	\$1079	\$1110	\$1170	\$1268	\$1344	\$1427	\$1601	\$1786
				OVERALL DIMENSIONS			SEAT DIMENSIONS			BACK DIMENSIONS					
			W	D	H	W	D	H	W	H					
			21	23.5	20.5	17.5	18	-	19	17					
			RTA 00												

	Armless Seat Unit COM Yardage: 1 Freight Class: 250 Product Weight (lbs.): 26 Cubic Feet Per Carton: 7.25	Upholstered seat and back. Use with beam.	6341	1	2	3	4	5	6	7	8	9	10	11	12
				1032	1084	1125	1185	1270	1309	1387	1509	1604	1709	1922	2152
				OVERALL DIMENSIONS			SEAT DIMENSIONS			BACK DIMENSIONS					
			W	D	H	W	D	H	W	H					
			21	23.5	20.5	17.5	18	-	19	17					
			RTA 00												

	Seat Unit w/Arms COM Yardage: 1 Freight Class: 250 Product Weight (lbs.): 26 Cubic Feet Per Carton: 9.75	Upholstered seat/mesh back. Use with beam.	6342	1	2	3	4	5	6	7	8	9	10	11	12
				820	863	896	944	1010	1041	1104	1201	1275	1360	1533	1717
				OVERALL DIMENSIONS			SEAT DIMENSIONS			BACK DIMENSIONS					
			W	D	H	W	D	H	W	H					
			25.5	23.5	20.5	17.5	18	-	19	17					
			RTA 00												

DESCRIPTION	FEATURES	MODEL#	STANDARD TEXTILE GRADES											
	Upholstered seat and back. Use with beam.	6343	1	2	3	4	5	6	7	8	9	10	11	12
			949	1001	1042	1101	1186	1224	1302	1423	1517	1623	1839	2068
			OVERALL DIMENSIONS			SEAT DIMENSIONS			BACK DIMENSIONS					
			W	D	H	W	D	H	W	H				
			25.5	23.5	20.5	17.5	18	-	19	17				
RTA 00														
	Mesh Back. Does not stack. Ergonomic Features: M, N	6350	1	2	3	4	5	6	7	8	9	10	11	12
			919	962	993	1043	1109	1140	1201	1300	1374	1459	1632	1816
			OVERALL DIMENSIONS			SEAT DIMENSIONS			BACK DIMENSIONS					
			W	D	H	W	D	H	W	H				
			25.5	25	44.5	19	17.5	28.5	18	16				
RTA 00														
	Mesh Back. Does not stack. Ergonomic Features: M, N	6351	1	2	3	4	5	6	7	8	9	10	11	12
			875	918	951	999	1065	1096	1159	1256	1330	1415	1588	1772
			OVERALL DIMENSIONS			SEAT DIMENSIONS			BACK DIMENSIONS					
			W	D	H	W	D	H	W	H				
			21	25	44.5	19	17.5	28.5	18	16				
RTA 00														
	Mesh Back. Does not stack. Ergonomic Features: M, N	6352	1	2	3	4	5	6	7	8	9	10	11	12
			919	962	993	1043	1109	1140	1201	1300	1374	1459	1632	1816
			OVERALL DIMENSIONS			SEAT DIMENSIONS			BACK DIMENSIONS					
			W	D	H	W	D	H	W	H				
			25.5	24.5	40.5	19	17.5	24.5	18	16				
RTA 00														
	Mesh Back Does not stack. Ergonomic Features: M, N	6353	1	2	3	4	5	6	7	8	9	10	11	12
			875	918	951	999	1065	1096	1159	1256	1330	1415	1588	1772
			OVERALL DIMENSIONS			SEAT DIMENSIONS			BACK DIMENSIONS					
			W	D	H	W	D	H	W	H				
			21	24.5	40.5	19	17.5	24.5	18	16				
RTA 00														

DESCRIPTION	FEATURES	MODEL#	STANDARD TEXTILE GRADES											
	Bar Height Stool w/Arms COM Yardage: 1.25 Freight Class: 300 Product Weight (lbs.): 35		Upholstered Back Does not stack.	Ergonomic Features:	<div>RTA 00</div>									
	Armless Bar Height Stool COM Yardage: 1.25 Freight Class: 250 Product Weight (lbs.): 33 Cubic Feet Per Carton: 15.75 Cubic Feet Per Carton: 18.5		Upholstered Back Does not stack.	Ergonomic Features: M, N	<div>RTA 00</div>									
	Bar Counter Height Stool w/Arms COM Yardage: 1.25 Freight Class: 300 Product Weight (lbs.): 33 Cubic Feet Per Carton: 18.5		Upholstered Back Does not stack.	Ergonomic Features: M, N	<div>RTA 00</div>									
	Armless Counter Height Stool COM Yardage: 1.25 Freight Class: 250 Product Weight (lbs.): 31 Cubic Feet Per Carton: 14.50		Upholstered Back Does not stack.	Ergonomic Features: M, N	<div>RTA 00</div>									

WILLOW



model W5AUUG
Armchair, Upholstered Seat & Back



Wipeable shroud edge does not collect debris



No visible brackets or upholstery staples

Arm Options



Waterfall Arm (WFA)



Forward Grip Assist (GAA)

	Willow Chair Stacking Capability	
	Stacks on floor	Stacks on dolly
Four leg arm and armless chairs with glides only		
Poly/poly chairs	up to 6 high	up to 10 high
Upholstered chairs	up to 4 high	up to 8 high
Bariatric Models	up to 4 high	up to 8 high
Four leg bar and counter stools		
Stools with arms	Does not stack	N/A
Armless stools	up to 4 high	N/A

Plastic Component Finish Matching Chart		
Chair Types	Seat Shroud	Arms and Back Shroud
Poly back and seat	Matches seat/back	Matches seat/back
Upholstered back and seat	Specify	Specify
Poly back/upholstered seat	Specify	Specify
Upholstered back/poly seat	Matches seat	Specify



For linking tables, see 250.

EXAMPLE WILLOW ORDER CODE:

W5AUU	PU75	NS	PU75	WFA	BLK
Model #	Back Textile	Seat	Seat Textile	Arm Style	Seat Shroud Finish

CHM	ST	BLK	NS	NB
Frame Finish	Glide Type	Glide Finish	Back seams	Moisture Barrier

STANDARD FEATURES

- Willow's durable design and open, welcoming form will ensure years of use. Freestanding chairs are available with four legs or sled base, in seated standard or bariatric widths. Additional models include hip, counter and bar height stools. Freestanding and corner, in-line and end tables are also available to complement the line.
- Seated height chairs may be ganged with ganging brackets or with in-line and corner tables.
- Plastic seats and backs, reinforced nylon arms, back shrouds and seat shrouds are available in a wide range of colors. See finish chart for matching color components.
- Tubular steel frame is available in 20 paint finishes and 4 metallic finishes (upcharge applies).
- Frame design features a wall saver leg to prevent contact with walls.
- Active weight capacity is 300 lbs. for four-leg seating with casters, 400 lbs. for seating on glides and 600 lbs. for 30" wide bariatric and parent/child models.
- Plastic seat shrouds are standard on all models.
- Upholstered seats have no seams for ease of cleaning.
- Four-leg chairs with glides are stackable, see matrix. Stacking of caster models is not recommended due to damage to plastic and upholstery.
- Armless counter and bar height stools are stackable on the floor only. See chart for details.
- Four-leg and stool models are available with a variety of glide types. Glides must be chosen to best suit flooring type and site conditions. For more information, refer to glide selection chart.
- Tables used with Willow armchairs require 28" clearance under the surface top; counter height stools require 34.25" clearance; bar height stools require 40.25" clearance.
- Sled base models have nylon colored glides, non-marking natural glides for use on most floor surfaces, or no glides for use on carpeted floors.
- For healthcare textiles, visit the website at globalfurnituregroup.com.
- Check textile availability prior to specifying upholstery material.
- The series is available to specify with two textiles on upholstered seat and back models. For pricing, start with the base price and add applicable graded textile upcharges for the back and the seat.
- The blended textile matrix does not apply to this series.
- The series is designed for use across a range of facilities and is covered under Global's limited lifetime warranty for single-shift use. Specify from approved textiles.
- Shipped fully assembled.

OPTIONAL FEATURES

- Additional weight (**CW**) of 24 lbs. is available. Weighted four-leg chairs are not stackable.
- Power/USB units are available, ordered separately, for use with in-line, corner and end tables. See model for details.
- Tables are pre-drilled for field installation of undermount power. Clamp mount units are available. Order power units separately for field installation.
- Moisture barrier may be specified on seats.
- Sled base models offer a floor mount (**FM**) option. See upcharges. Mounting hardware not included.





Add option codes in the following order:





- Model number**
Enter model number.
- Back, Seat and Seat Shroud Finish** (plastic back and seat models)
Plastic finishes:






(BZB) Buzz Blue	(KAL) Kalua
(CCT) Cactus	(LAB) Latte
(CRO) Carrot	(J52) Mocha
(IVC) Cloud	(BLK) Night
(DJN) Dijon	(SND) Sand
(EGP) Eggplant	(SAR) Scarlet
(FOG) Fog	(SHW) Shadow
(FRO) Frost	(TOA) Toast
(INK) Ink	
- Back Finish** (plastic back and upholstered seat models)
See Plastic finishes.
- Back Textile** (for upholstered back models)
Specify back textile.
- Seat Textile** (for upholstered seat models)
(NS) Seamless seat
Specify seat textile.
- Arm Style** (for chairs with arms)
(WFA) Waterfall arm
(GAA) Grip assist arm. Add \$35.
- Arm and Back Shroud Finish**
See Plastic finishes.
- Seat and Seat Shroud Finish** (for upholstered back and plastic seat models).
See Plastic finishes.
- Leg Type** (for sled base models)
(NF) No floor mount
(FM) Floor mounted. Add \$13.
- Frame finish**
Paint finishes:
Black (TBL), Buzz Blue (TBZ), Cactus (TCC), Carrot (TCR), Cloud (TIV), Designer White (TDW), Dijon (TDJ), Eggplant (TEG), Fog (TFO), Frost (TFR), Ink (TIN), Kalua (TKA), Latte (TLA), Mocha (TMO), Nevada (TNE), Sand (TSN), Scarlet (TSR), Shadow (TSH), Toast (TOA) and Tungsten (TTU).
Plated finishes - see chart for upcharges:
(CHM) Chrome
(BCH) Brushed Chrome
- Glide type** (four leg glides)
(ST) Nylon, colored glide for most surfaces
(NM) White, non-marking Nylon glide for most surfaces
(SG) Steel cushion glide for carpeted surfaces. Add \$36.
(FG) Felt glide for most hard floor surfaces. Add \$36.
(RG) Rubber, non-slip glide for most hard floor surfaces. Add \$36.
- Glide type** (sled bases)
(ST) Nylon, colored glide for most surfaces
(NM) White, non-marking Nylon glide for most surfaces
(XG) No glide for carpeted surfaces
- Glide Finish** (ST glides)
(BLK) Black
(SND) Sand
- Caster Type** (caster models)
(C114) 2" caster for carpeted surface
(C114R) 2" caster for most hard floor surfaces. Add \$53.
- Back Seams**
(NS) No sealed back seams
(SBS) Sealed back seams
- Moisture Barrier** (on seat)
(NB) No moisture barrier.
(MB) Moisture barrier. Add \$107. For bariatric, add \$161.
- Additional Weight**
(NC) No counterweight.
(CW) Counterweight. Add \$778.






DESCRIPTION	FEATURES		MODEL#		STANDARD TEXTILE GRADES			
	GLIDES							
	Standard colored (ST) + non-marking (NM) glides - standard height		Steel cushion (SG) glides - 0.313" higher than standard		Felt pad (FG) glides - 0.375" higher than standard		Rubber non-slip (RG) glides - 0.563" higher than standard	
	SEAT HEIGHT (in)	ARM HEIGHT (in)	SEAT HEIGHT (in)	ARM HEIGHT (in)	SEAT HEIGHT (in)	ARM HEIGHT (in)	SEAT HEIGHT (in)	ARM HEIGHT (in)
ARMCHAIRS								
Plastic seat, standard arms	17	26.75	17.31	27.06	17.38	27.13	17.56	27.31
Plastic seat, grip assist arms	17	27	17.31	27.31	17.38	27.38	17.56	27.56
Upholstered seat, standard arms	18.25	26.75	18.56	27.06	18.63	27.13	18.81	27.31
Upholstered seat, grip assist arms	18.25	27	18.56	27.31	18.63	27.38	18.81	27.56
COUNTER STOOLS WITH ARMS								
Plastic seat, standard arms	23.25	33	23.56	33.31	23.63	33.38	23.81	33.56
Plastic seat, grip assist arms	23.25	33.25	23.56	33.56	23.63	33.63	23.81	33.81
Upholstered seat, standard arms	24.25	33	24.56	33.31	24.63	33.38	24.81	33.56
Upholstered seat, grip assist arms	24.25	33.25	24.56	33.56	24.63	33.63	24.81	33.81
BAR STOOLS WITH ARMS								
Plastic seat, standard arms	29.25	39	29.56	39.31	29.63	39.38	29.81	39.56
Plastic seat, grip assist arms	29.25	39.25	29.56	39.56	29.63	39.63	29.81	39.81
Upholstered seat, standard arms	30.25	39	30.56	39.31	30.63	39.38	30.81	39.56
Upholstered seat, grip assist arms	30.25	39.25	30.56	39.56	30.63	39.63	30.81	39.81






PLATED FRAME FINISH UPCHARGES		
	Chrome (CHM)	Brushed Chrome (BCH)
FOUR LEG BASE		
Standard, arm and armless	\$42	\$147
Bariatric	\$71	\$229
Hip chairs, standard and bariatric	\$71	\$229
Counter stools, arm and armless	\$75	\$244
Bar stools, arm and armless	\$75	\$244
SLED BASE		
Standard, arm and armless	\$53	\$180
Bariatric	\$71	\$229






DESCRIPTION	FEATURES	MODEL#	STANDARD TEXTILE GRADES											
		List Price												
	W5APPG with glides	\$563												
	W5APPC with casters	\$707												
			OVERALL DIMENSIONS			SEAT DIMENSIONS			BACK DIMENSIONS					
			W	D	H	W	D	H	W	H				
Armchair, Polypropylene Seat and Back COM Yardage: n/a Freight Class: 250 Product Weight (lbs.): 20.88 Cubic Feet Per Carton: 5.56	Active weight with casters 300 lbs.; does not stack. Active weight with glides 400 lbs.; stacks 6 high on floor. 2 per carton (pricing and specifications are for one seat unit)		24.25	23.5	32	17.75	17.5	17		16	16			
		1/COM	2	3	4	5	6	7	8	9	10	11	12	
	W5AUPG with glides	\$662	\$679	\$693	\$712	\$740	\$751	\$775	\$812	\$841	\$871	\$935	\$1002	
	W5AUPC with casters	\$780	\$797	\$811	\$830	\$858	\$869	\$893	\$930	\$959	\$989	\$1053	\$1120	
			OVERALL DIMENSIONS			SEAT DIMENSIONS			BACK DIMENSIONS					
			W	D	H	W	D	H	W	H				
Armchair, Upholstered Back and Polypropylene Seat COM Yardage: 0.5 Freight Class: 250 Product Weight (lbs.): 21.88 Cubic Feet Per Carton: 5.56	Active weight with casters 300 lbs.; does not stack. Active weight with glides 400 lbs.; stacks 4 high on floor. Add \$16 for (SBS) 2 per carton (pricing and specifications are for one seat unit)		24.25	21.75	32.25	17.75	16.75	17		16.5	16			
		1/COM	2	3	4	5	6	7	8	9	10	11	12	
	W5APUG with glides	\$662	\$688	\$708	\$737	\$779	\$795	\$831	\$887	\$929	\$976	\$1071	\$1172	
	W5APUC with casters	\$780	\$806	\$826	\$855	\$897	\$913	\$949	\$1005	\$1047	\$1094	\$1189	\$1290	
			OVERALL DIMENSIONS			SEAT DIMENSIONS			BACK DIMENSIONS					
			W	D	H	W	D	H	W	H				
Armchair, Polypropylene Back and Upholstered Seat COM Yardage: 0.75 Freight Class: 250 Product Weight (lbs.): 21.38 Cubic Feet Per Carton: 5.56	Active weight with casters 300 lbs.; does not stack. Active weight with glides 400 lbs.; stacks 4 high on floor. 2 per carton (pricing and specifications are for one seat unit)		24.25	23.5	32	18.25	17.75	18.25		16	15.25			
		1/COM	2	3	4	5	6	7	8	9	10	11	12	
	W5AUUG with glides	Base Price: \$696 Seat upcharge: +0 Back upcharge: +0	+26	+46	+75	+117	+133	+169	+225	+267	+314	+409	+510	
			+17	+31	+50	+78	+89	+113	+150	+179	+209	+273	+340	
	W5AUUC with casters	Base Price: \$847 Seat upcharge: +0 Back upcharge: +0	+26	+46	+75	+117	+133	+169	+225	+267	+314	+409	+510	
			+17	+31	+50	+78	+89	+113	+150	+179	+209	+273	+340	
			OVERALL DIMENSIONS			SEAT DIMENSIONS			BACK DIMENSIONS					
			W	D	H	W	D	H	W	H				
Armchair, Upholstered Seat and Back COM Yardage: Back: 0.5; Seat: 0.75 Freight Class: 250 Product Weight (lbs.): 21.88 Cubic Feet Per Carton: 5.56	Active weight with casters 300 lbs.; does not stack. Active weight with glides 400 lbs.; stacks 4 high on floor. Add \$16 for (SBS). 2 per carton (pricing and specifications are for one seat unit)		24.25	22	32.25	18.25	17	18.25		16.5	15.25			






DESCRIPTION		FEATURES	MODEL#	STANDARD TEXTILE GRADES											
			List Price												
		W5NPPG with glides	\$513												
		W5NPPC with casters	\$656												
				OVERALL DIMENSIONS			SEAT DIMENSIONS			BACK DIMENSIONS					
				W	D	H	W	D	H	W	H				
Armless Chair, Polypropylene Seat and Back COM Yardage: n/a Freight Class: 250 Product Weight (lbs.): 18 Cubic Feet Per Carton: 4.63		Active weight with casters 300 lbs.; does not stack. Active weight with glides 400 lbs.; stacks 6 high on floor. 2 per carton (pricing and specifications are for one seat unit)		20.75	23.5	32	17.75	17.5	17	16	16				
			1/COM	2	3	4	5	6	7	8	9	10	11	12	
		W5NUPG with glides	\$610	\$627	\$641	\$660	\$688	\$699	\$723	\$760	\$789	\$819	\$883	\$950	
		W5NUPC with casters	\$727	\$744	\$758	\$777	\$805	\$816	\$840	\$877	\$906	\$936	\$1000	\$1067	
				OVERALL DIMENSIONS			SEAT DIMENSIONS			BACK DIMENSIONS					
				W	D	H	W	D	H	W	H				
Armless Chair, Upholstered Back and Polypropylene Seat COM Yardage: 0.5 Freight Class: 250 Product Weight (lbs.): 18.5 Cubic Feet Per Carton: 4.63		Active weight with casters 300 lbs.; does not stack. Active weight with glides 400 lbs.; stacks 4 high on floor. Add \$16 for (SBS) 2 per carton (pricing and specifications are for one seat unit)		20.75	23.5	32.25	17.75	16.75	17	16.5	16				
			1/COM	2	3	4	5	6	7	8	9	10	11	12	
		W5NPUG with glides	\$610	\$636	\$656	\$685	\$727	\$743	\$779	\$835	\$877	\$924	\$1019	\$1120	
		W5NPUC with casters	\$727	\$753	\$773	\$802	\$844	\$860	\$896	\$952	\$994	\$1041	\$1136	\$1237	
				OVERALL DIMENSIONS			SEAT DIMENSIONS			BACK DIMENSIONS					
				W	D	H	W	D	H	W	H				
Armless Chair, Polypropylene Back and Upholstered Seat COM Yardage: 0.75 Freight Class: 250 Product Weight (lbs.): 18.5 Cubic Feet Per Carton: 4.63		Active weight with casters 300 lbs.; does not stack. Active weight with glides 400 lbs.; stacks 4 high on floor. 2 per carton (pricing and specifications are for one seat unit)		20.75	23.5	32	18.25	17.75	18.25	16	15.25				
			1/COM	2	3	4	5	6	7	8	9	10	11	12	
		W5NUUG with glides	Base Price: \$646												
		Seat upcharge:	+0	+\$26	+\$46	+\$75	+\$117	+\$133	+\$169	+\$225	+\$267	+\$314	+\$409	+\$510	
		Back upcharge:	+0	+\$17	+\$31	+\$50	+\$78	+\$89	+\$113	+\$150	+\$179	+\$209	+\$273	+\$340	
		W5NUUC with casters	Base Price: \$794												
		Seat upcharge:	+0	+\$26	+\$46	+\$75	+\$117	+\$133	+\$169	+\$225	+\$267	+\$314	+\$409	+\$510	
		Back upcharge:	+0	+\$17	+\$31	+\$50	+\$78	+\$89	+\$113	+\$150	+\$179	+\$209	+\$273	+\$340	
				OVERALL DIMENSIONS			SEAT DIMENSIONS			BACK DIMENSIONS					
				W	D	H	W	D	H	W	H				
Armless Chair, Upholstered Seat and Back COM Yardage: Back: 0.5; Seat: 0.75 Freight Class: 150 Product Weight (lbs.): 19 Cubic Feet Per Carton: 4.63		Active weight with casters 300 lbs.; does not stack. Active weight with glides 400 lbs.; stacks 4 high on floor. Add \$16 for (SBS) . 2 per carton (pricing and specifications are for one seat unit)		20.75	23.5	32.25	18.25	17	18.25	16.5	15.25				






DESCRIPTION	FEATURES	MODEL#	STANDARD TEXTILE GRADES											
		1/COM	2	3	4	5	6	7	8	9	10	11	12	
	W530AUU	Base Price:	\$1091											
		Seat upcharge:	+0	+\$34	+\$61	+\$100	+\$155	+\$178	+\$225	+\$300	+\$356	+\$417	+\$545	+\$679
		Back upcharge:	+0	+\$26	+\$46	+\$75	+\$117	+\$133	+\$169	+\$225	+\$267	+\$314	+\$409	+\$510
			OVERALL DIMENSIONS			SEAT DIMENSIONS			BACK DIMENSIONS					
			W	D	H	W	D	H	W	H				
			35.25	23.5	32.25	29	17	18.25	26.75	15.25				
Bariatric Armchair, Upholstered Seat and Back COM Yardage: Back: 1 Seat:.75 Freight Class: 250 Product Weight (lbs.): 41 Cubic Feet Per Carton: 20.5			Active weight 600 lbs. Stacks 4 high on floor. Caster model not available. Add \$25 for (SBS) . One per carton (pricing and specifications are for one seat unit)											
		1/COM	2	3	4	5	6	7	8	9	10	11	12	
	W530NUU	Base Price:	\$1040											
		Seat upcharge:	+0	+\$34	+\$61	+\$100	+\$155	+\$178	+\$225	+\$300	+\$356	+\$417	+\$545	+\$679
		Back upcharge:	+0	+\$26	+\$46	+\$75	+\$117	+\$133	+\$169	+\$225	+\$267	+\$314	+\$409	+\$510
			OVERALL DIMENSIONS			SEAT DIMENSIONS			BACK DIMENSIONS					
			W	D	H	W	D	H	W	H				
			31.75	23.5	32.25	29	17	0	26.75	15.25				
Bariatric Armless Chair, Upholstered Seat and Back COM Yardage: Back: 1 Seat:.75 Freight Class: 250 Product Weight (lbs.): 37.5 Cubic Feet Per Carton: 16.75			Active weight 600 lbs. Stacks 4 high on floor. Caster model not available. Add \$25 for (SBS) . One per carton (pricing and specifications are for one seat unit)											
		List Price												
	W6APP	\$722												
			OVERALL DIMENSIONS			SEAT DIMENSIONS			BACK DIMENSIONS					
			W	D	H	W	D	H	W	H				
			24.25	23.75	32	17.75	17.75	17.75	16	16				
Armchair, Sled Base, Polypropylene Seat and Back COM Yardage: n/a Freight Class: 250 Product Weight (lbs.): 29.5 Cubic Feet Per Carton: 13.25			Active weight 400 lbs. Does not stack.											
		1/COM	2	3	4	5	6	7	8	9	10	11	12	
	W6AUP	\$794	\$811	\$825	\$844	\$872	\$883	\$907	\$944	\$973	\$1003	\$1067	\$1134	
			OVERALL DIMENSIONS			SEAT DIMENSIONS			BACK DIMENSIONS					
			W	D	H	W	D	H	W	H				
			24.25	23.75	32.25	17.75	17.75	17.75	16.5	16				
Armchair, Sled Base, Upholstered Back and Polypropylene Seat COM Yardage: 0.5 Freight Class: 250 Product Weight (lbs.): 30 Cubic Feet Per Carton: 13.25			Active weight 400 lbs. Does not stack. Add \$16 for (SBS) .											
		1/COM	2	3	4	5	6	7	8	9	10	11	12	
	W6APU	\$794	\$820	\$840	\$869	\$911	\$927	\$963	\$1019	\$1061	\$1108	\$1203	\$1304	
			OVERALL DIMENSIONS			SEAT DIMENSIONS			BACK DIMENSIONS					
			W	D	H	W	D	H	W	H				
			24.25	23.75	32	18.25	17.75	18.25	16	15.25				
Armchair, Sled Base, Polypropylene Back and Upholstered Seat COM Yardage: 0.75 Freight Class: 250 Product Weight (lbs.): 30 Cubic Feet Per Carton: 13.25			Active weight 400 lbs. Does not stack.											


DESCRIPTION	FEATURES	MODEL#	STANDARD TEXTILE GRADES											
			1/COM	2	3	4	5	6	7	8	9	10	11	12
	W6AUU	Base Price:	\$860											
		Seat upcharge:	+0	+\$26	+\$46	+\$75	+\$117	+\$133	+\$169	+\$225	+\$267	+\$314	+\$409	+\$510
		Back upcharge:	+0	+\$17	+\$31	+\$50	+\$78	+\$89	+\$113	+\$150	+\$179	+\$209	+\$273	+\$340
			OVERALL DIMENSIONS			SEAT DIMENSIONS			BACK DIMENSIONS					
			W	D	H	W	D	H	W	H				
Armchair, Sled Base, Upholstered Seat and Back COM Yardage: Back: 0.5; Seat: 0.75 Freight Class: 250 Product Weight (lbs.): 30.5 Cubic Feet Per Carton: 13.25	Active weight 400 lbs. Does not stack. Add \$16 for (SBS) .		24.25	23.75	32.25	18.25	16.5	18.25	16.5	15.25				
			List Price											
	W6NPP		\$669											
			OVERALL DIMENSIONS			SEAT DIMENSIONS			BACK DIMENSIONS					
			W	D	H	W	D	H	W	H				
	Armless Chair, Sled Base, Polypropylene Seat and Back COM Yardage: n/a Freight Class: 250 Product Weight (lbs.): 26.5 Cubic Feet Per Carton: 11.75	Active weight 400 lbs. Does not stack.		20.75	23.5	32	17.75	17.75	17.75	16	16			
			1/COM	2	3	4	5	6	7	8	9	10	11	12
	W6NUP		\$742	\$759	\$773	\$792	\$820	\$831	\$855	\$892	\$921	\$951	\$1015	\$1082
			OVERALL DIMENSIONS			SEAT DIMENSIONS			BACK DIMENSIONS					
			W	D	H	W	D	H	W	H				
	Armless Chair, Sled Base, Upholstered Back and Polypropylene Seat COM Yardage: n/a Freight Class: 250 Product Weight (lbs.): 27 Cubic Feet Per Carton: 11.75	Active weight 400 lbs. Does not stack. Add \$16 for (SBS)		20.75	23.5	32.25	17.75	17.75	17.75	16.5	16			
			List Price											
	W6NPU		\$742	\$768	\$788	\$817	\$859	\$875	\$911	\$967	\$1009	\$1056	\$1151	\$1252
			OVERALL DIMENSIONS			SEAT DIMENSIONS			BACK DIMENSIONS					
			W	D	H	W	D	H	W	H				
	Armless Chair, Sled Base, Polypropylene Back and Upholstered Seat COM Yardage: 0.75 Freight Class: 250 Product Weight (lbs.): 27 Cubic Feet Per Carton: 11.75	Active weight 400 lbs. Does not stack.		20.75	23.5	32	18.25	17.75	18.25	16	15.25			
			1/COM	2	3	4	5	6	7	8	9	10	11	12
	W6NUU	Base Price:	\$809											
		Seat upcharge:	+0	+\$26	+\$46	+\$75	+\$117	+\$133	+\$169	+\$225	+\$267	+\$314	+\$409	+\$510
		Back upcharge:	+0	+\$17	+\$31	+\$50	+\$78	+\$89	+\$113	+\$150	+\$179	+\$209	+\$273	+\$340
			OVERALL DIMENSIONS			SEAT DIMENSIONS			BACK DIMENSIONS					
			W	D	H	W	D	H	W	H				
Armless Chair, Sled Base, Upholstered Seat and Back COM Yardage: Back: 0.5; Seat: 0.75 Freight Class: 250 Product Weight (lbs.): 27.5 Cubic Feet Per Carton: 11.75	Active weight 400 lbs. Does not stack. Add \$16 for (SBS) .		20.75	23.5	32.25	18.25	16.5	18.25	16.5	15.25				


DESCRIPTION	FEATURES	MODEL#	STANDARD TEXTILE GRADES											
			1/COM	2	3	4	5	6	7	8	9	10	11	12
	W630AUU	Base Price:	\$1223											
		Seat upcharge:	+0	+\$34	+\$61	+\$100	+\$155	+\$178	+\$225	+\$300	+\$356	+\$417	+\$545	+\$679
		Back upcharge:	+0	+\$26	+\$46	+\$75	+\$117	+\$133	+\$169	+\$225	+\$267	+\$314	+\$409	+\$510
			OVERALL DIMENSIONS			SEAT DIMENSIONS			BACK DIMENSIONS					
			W	D	H	W	D	H	W	H				
			35.25	23.5	32.25	29	17	18.25	26.75	15.25				
Bariatric Armchair, Sled Base, Upholstered Seat and Back COM Yardage: Back: 1 Seat:.75 Freight Class: 250 Product Weight (lbs.): 45 Cubic Feet Per Carton: 20.5 Active weight 600 lbs. Does not stack. Add \$25 for (SBS) .														
			1/COM	2	3	4	5	6	7	8	9	10	11	12
	W630NUU	Base Price:	\$1172											
		Seat upcharge:	+0	+\$34	+\$61	+\$100	+\$155	+\$178	+\$225	+\$300	+\$356	+\$417	+\$545	+\$679
		Back upcharge:	+0	+\$26	+\$46	+\$75	+\$117	+\$133	+\$169	+\$225	+\$267	+\$314	+\$409	+\$510
			OVERALL DIMENSIONS			SEAT DIMENSIONS			BACK DIMENSIONS					
			W	D	H	W	D	H	W	H				
			31.75	23.5	32.25	29	17	18.25	26.75	15.25				
Bariatric Armless Chair, Sled Base, Upholstered Seat and Back COM Yardage: Back: 1 Seat:.75 Freight Class: 250 Product Weight (lbs.): 41.5 Cubic Feet Per Carton: 16.75 Active weight 600 lbs. Does not stack. Add \$25 for (SBS) .														
			List Price											
	W5CSAPP		\$790											
			OVERALL DIMENSIONS			SEAT DIMENSIONS			BACK DIMENSIONS					
			W	D	H	W	D	H	W	H				
			24.25	23.5	38.25	17.75	17.15	23.25	16	16				
Counter Stool with Arms, Polypropylene Seat and Back COM Yardage: n/a Freight Class: 250 Product Weight (lbs.): 32.5 Cubic Feet Per Carton: 15 Active weight 400 lbs. Does not stack.														
			1/COM	2	3	4	5	6	7	8	9	10	11	12
	W5CSAUP		\$861	\$878	\$892	\$911	\$939	\$950	\$974	\$1011	\$1040	\$1070	\$1134	\$1201
			OVERALL DIMENSIONS			SEAT DIMENSIONS			BACK DIMENSIONS					
			W	D	H	W	D	H	W	H				
			24.25	23.5	38.25	17.75	16.5	23.25	16.5	16				
Counter Stool with Arms, Upholstered Back and Polypropylene Seat COM Yardage: 0.5 Freight Class: 250 Product Weight (lbs.): 33 Cubic Feet Per Carton: 15 Active weight 400 lbs. Does not stack. Add \$16 for (SBS) .														
			1/COM	2	3	4	5	6	7	8	9	10	11	12
	W5CSAPU		\$861	\$887	\$907	\$936	\$978	\$994	\$1030	\$1086	\$1128	\$1175	\$1270	\$1371
			OVERALL DIMENSIONS			SEAT DIMENSIONS			BACK DIMENSIONS					
			W	D	H	W	D	H	W	H				
			24.25	23.5	38.25	18.25	17.75	24.25	16	15.25				
Counter Stool with Arms, Polypropylene Back and Upholstered Seat COM Yardage: 0.75 Freight Class: 250 Product Weight (lbs.): 33 Cubic Feet Per Carton: 15 Active weight 400 lbs. Does not stack.														


DESCRIPTION	FEATURES	MODEL#	STANDARD TEXTILE GRADES																		
			1/COM	2	3	4	5	6	7	8	9	10	11	12							
	W5CSAUU	Base Price:	\$929																		
		Seat upcharge:	+0	+\$26	+\$46	+\$75	+\$117	+\$133	+\$169	+\$225	+\$267	+\$314	+\$409	+\$510							
		Back upcharge:	+0	+\$17	+\$31	+\$50	+\$78	+\$89	+\$113	+\$150	+\$179	+\$209	+\$273	+\$340							
			OVERALL DIMENSIONS			SEAT DIMENSIONS			BACK DIMENSIONS												
			W	D	H	W	D	H	W	H											
Counter Stool with Arms, Upholstered Seat and Back COM Yardage: Back: 0.5; Seat: 0.75 Freight Class: 250 Product Weight (lbs.): 33.5 Cubic Feet Per Carton: 15			24.25	23.5	38.25	18.25	17	24.25	16.5	15.25											
			Add \$16 for (SBS).																		
		List Price																			
	W5CSNPP	\$737																			
				OVERALL DIMENSIONS			SEAT DIMENSIONS			BACK DIMENSIONS											
			W	D	H	W	D	H	W	H											
Armless Counter Stool, Polypropylene Seat and Back COM Yardage: n/a Freight Class: 250 Product Weight (lbs.): 29.5 Cubic Feet Per Carton: 13.75			21.75	23.5	38.25	17.75	17.15	23.25	16	16											
			Active weight 400 lbs. Stacks 4 high on floor.																		
			1/COM	2	3	4	5	6	7	8	9	10	11	12							
	W5CSNUP		\$810	\$827	\$841	\$860	\$888	\$899	\$923	\$960	\$989	\$1019	\$1083	\$1150							
			OVERALL DIMENSIONS			SEAT DIMENSIONS			BACK DIMENSIONS												
			W	D	H	W	D	H	W	H											
Armless Counter Stool, Upholstered Back and Polypropylene Seat COM Yardage: 0.5 Freight Class: 250 Product Weight (lbs.): 30 Cubic Feet Per Carton: 13.75			21.75	23.5	38.25	17.75	16.5	23.25	16.5	16											
			Active weight 400 lbs. Stacks 4 high on floor. Add \$16 for (SBS).																		
			1/COM	2	3	4	5	6	7	8	9	10	11	12							
	W5CSNPU		\$810	\$836	\$856	\$885	\$927	\$943	\$979	\$1035	\$1077	\$1124	\$1219	\$1320							
			OVERALL DIMENSIONS			SEAT DIMENSIONS			BACK DIMENSIONS												
			W	D	H	W	D	H	W	H											
Armless Counter Stool, Polypropylene Back and Upholstered Seat COM Yardage: 0.75 Freight Class: 250 Product Weight (lbs.): 30 Cubic Feet Per Carton: 13.75			21.75	23.5	38.25	18.25	17.75	24.25	16	15.25											
			Active weight 400 lbs. Stacks 4 high on floor.																		
			1/COM	2	3	4	5	6	7	8	9	10	11	12							
	W5CSNUU	Base Price:	\$876																		
		Seat upcharge:	+0	+\$26	+\$46	+\$75	+\$117	+\$133	+\$169	+\$225	+\$267	+\$314	+\$409	+\$510							
		Back upcharge:	+0	+\$17	+\$31	+\$50	+\$78	+\$89	+\$113	+\$150	+\$179	+\$209	+\$273	+\$340							
			OVERALL DIMENSIONS			SEAT DIMENSIONS			BACK DIMENSIONS												
			W	D	H	W	D	H	W	H											
Armless Counter Stool, Upholstered Seat and Back COM Yardage: Back: 0.5; Seat: 0.75 Freight Class: 250 Product Weight (lbs.): 30.5 Cubic Feet Per Carton: 13.75			21.75	23.5	38.25	18.25	17	24.25	16.5	15.25											
			Active weight 400 lbs. Stacks 4 high on floor. Add \$16 for (SBS).																		


DESCRIPTION	FEATURES	MODEL#	STANDARD TEXTILE GRADES											
		List Price												
	W5BSAPP	\$801												
			OVERALL DIMENSIONS			SEAT DIMENSIONS			BACK DIMENSIONS					
			W	D	H	W	D	H	W	H				
			24.25	23.5	44	17.75	17.5	29.25	16	16				
Bar Stool with Arms, Polypropylene Seat and Back COM Yardage: n/a Freight Class: 250 Product Weight (lbs.): 34.5 Cubic Feet Per Carton: 17														
		1/COM	2	3	4	5	6	7	8	9	10	11	12	
	W5BSAUP	\$874	\$891	\$905	\$924	\$952	\$963	\$987	\$1024	\$1053	\$1083	\$1147	\$1214	
			OVERALL DIMENSIONS			SEAT DIMENSIONS			BACK DIMENSIONS					
			W	D	H	W	D	H	W	H				
			24.25	23.5	44.5	17.75	16.5	29.25	16.5	16				
Bar Stool with Arms, Upholstered Back and Polypropylene Seat COM Yardage: 0.5 Freight Class: 250 Product Weight (lbs.): 35 Cubic Feet Per Carton: 17														
		1/COM	2	3	4	5	6	7	8	9	10	11	12	
	W5BSAPU	\$874	\$891	\$905	\$924	\$952	\$963	\$987	\$1024	\$1053	\$1083	\$1147	\$1214	
			OVERALL DIMENSIONS			SEAT DIMENSIONS			BACK DIMENSIONS					
			W	D	H	W	D	H	W	H				
			24.25	23.5	44	18.25	17.5	30.25	16	15.25				
Bar Stool with Arms, Polypropylene Back and Upholstered Seat COM Yardage: 0.75 Freight Class: 250 Product Weight (lbs.): 35 Cubic Feet Per Carton: 17														
		1/COM	2	3	4	5	6	7	8	9	10	11	12	
	W5BSAUU	Base Price: \$941 Seat upcharge: +0 Back upcharge: +0	+0	+\$26	+\$46	+\$75	+\$117	+\$133	+\$169	+\$225	+\$267	+\$314	+\$409	+\$510
			+0	+\$17	+\$31	+\$50	+\$78	+\$89	+\$113	+\$150	+\$179	+\$209	+\$273	+\$340
			OVERALL DIMENSIONS			SEAT DIMENSIONS			BACK DIMENSIONS					
			W	D	H	W	D	H	W	H				
24.25			23.5	44.5	18.25	16.75	30.25	16.5	15.25					
Bar Stool with Arms, Upholstered Seat and Back COM Yardage: Back: 0.5; Seat: 0.75 Freight Class: 250 Product Weight (lbs.): 35.5 Cubic Feet Per Carton: 17														
		List Price												
	W5BSNPP	\$750												
			OVERALL DIMENSIONS			SEAT DIMENSIONS			BACK DIMENSIONS					
			W	D	H	W	D	H	W	H				
			20.75	23.5	44	17.75	17.5	29.25	16	16				
Armless Bar Stool, Polypropylene Seat and Back COM Yardage: n/a Freight Class: 250 Product Weight (lbs.): 31.5 Cubic Feet Per Carton: 15.75														


DESCRIPTION	FEATURES	MODEL#												STANDARD TEXTILE GRADES											
	W5BSNUP	1/COM	2	3	4	5	6	7	8	9	10	11	12												
		\$822	\$839	\$853	\$872	\$900	\$911	\$935	\$972	\$1001	\$1031	\$1095	\$1162												
		OVERALL DIMENSIONS				SEAT DIMENSIONS				BACK DIMENSIONS															
		W		D		H		W		D		H		W		H									
		20.75		23.5		44.5		17.75		16.5		29.25		16.5		16									
		Armless Bar Stool, Upholstered Back and Polypropylene Seat COM Yardage: 0.5 Freight Class: 250 Product Weight (lbs.): 32 Cubic Feet Per Carton: 15.75 Active weight 400 lbs. Stacks 4 high on floor. Add \$16 for (SBS).																							
	W5BSNPU	1/COM	2	3	4	5	6	7	8	9	10	11	12												
		\$822	\$848	\$868	\$897	\$939	\$955	\$991	\$1047	\$1089	\$1136	\$1231	\$1332												
		OVERALL DIMENSIONS				SEAT DIMENSIONS				BACK DIMENSIONS															
		W		D		H		W		D		H		W		H									
		20.75		23.5		44		18.25		17.5		30.25		16		15.25									
		Armless Bar Stool, Polypropylene Back and Upholstered Seat COM Yardage: 0.75 Freight Class: 250 Product Weight (lbs.): 32 Cubic Feet Per Carton: 15.75 Active weight 400 lbs. . Stacks 4 high on floor.																							
	W5BSNUU	1/COM	2	3	4	5	6	7	8	9	10	11	12												
		Base Price: \$889																							
		Seat upcharge: +0	+\$26	+\$46	+\$75	+\$117	+\$133	+\$169	+\$225	+\$267	+\$314	+\$409	+\$510												
		Back upcharge: +0	+\$17	+\$31	+\$50	+\$78	+\$89	+\$113	+\$150	+\$179	+\$209	+\$273	+\$340												
		OVERALL DIMENSIONS				SEAT DIMENSIONS				BACK DIMENSIONS															
		W		D		H		W		D		H		W		H									
	W524APP	1/COM	2	3	4	5	6	7	8	9	10	11	12												
		\$886	\$903	\$917	\$936	\$964	\$975	\$999	\$1036	\$1065	\$1095	\$1159	\$1226												
		OVERALL DIMENSIONS				SEAT DIMENSIONS				BACK DIMENSIONS															
		W		D		H		W		D		H		W		H									
		24.25		24.25		38		17.75		17.5		22.25		16		16									
		Armless Bar Stool, Upholstered Seat and Back COM Yardage: Back: 0.5; Seat: 0.75 Freight Class: 250 Product Weight (lbs.): 32.5 Cubic Feet Per Carton: 15.75 Active weight 400 lbs. Stacks 4 high on floor. Add \$16 for (SBS).																							
	W524AUP	1/COM	2	3	4	5	6	7	8	9	10	11	12												
		\$886	\$903	\$917	\$936	\$964	\$975	\$999	\$1036	\$1065	\$1095	\$1159	\$1226												
		OVERALL DIMENSIONS				SEAT DIMENSIONS				BACK DIMENSIONS															
		W		D		H		W		D		H		W		H									
		24.25		24.25		38.25		17.75		16.5		22.25		16.5		16.25									
		Hip Chair, Upholstered Back and Polypropylene Seat COM Yardage: 0.5 Freight Class: 250 Product Weight (lbs.): 36 Cubic Feet Per Carton: 17.75 Active weight 400 lbs. Does not stack. Add \$16 for (SBS).																							

DESCRIPTION	FEATURES	MODEL#	STANDARD TEXTILE GRADES											
	W524APU		1/COM	2	3	4	5	6	7	8	9	10	11	12
			\$886	\$912	\$932	\$961	\$1003	\$1019	\$1055	\$1111	\$1153	\$1200	\$1295	\$1396
			OVERALL DIMENSIONS			SEAT DIMENSIONS			BACK DIMENSIONS					
			W	D	H	W	D	H	W	H				
Hip Chair, Polypropylene Back and Upholstered Seat COM Yardage: 0.75 Freight Class: 250 Product Weight (lbs.): 36 Cubic Feet Per Carton: 17.75		Active weight 400 lbs. Does not stack.	24.25	24.25	38		18.25	17.5	23.25		16	15.25		

	W524AUU	Base Price: Seat upcharge: Back upcharge:	1/COM	2	3	4	5	6	7	8	9	10	11	12
			\$952											
			+0	+\$26	+\$46	+\$75	+\$117	+\$133	+\$169	+\$225	+\$267	+\$314	+\$409	+\$510
			+0	+\$17	+\$31	+\$50	+\$78	+\$89	+\$113	+\$150	+\$179	+\$209	+\$273	+\$340
			OVERALL DIMENSIONS			SEAT DIMENSIONS			BACK DIMENSIONS					
			W	D	H	W	D	H	W	H				
Hip Chair, Upholstered Seat and Back COM Yardage: Back: 0.5; Seat: 0.75 Freight Class: 250 Product Weight (lbs.): 36.5 Cubic Feet Per Carton: 17.75		Active weight 400 lbs. Does not stack. Add \$16 for (SBS).	24.25	24.25	38.25		18.25	16.5	23.25		16.5	15.25		

	W324AUU	Base Price: Seat upcharge: Back upcharge:	1/COM	2	3	4	5	6	7	8	9	10	11	12
			\$1254											
			+0	+\$34	+\$61	+\$100	+\$155	+\$178	+\$225	+\$300	+\$356	+\$417	+\$545	+\$679
			+0	+\$26	+\$46	+\$75	+\$117	+\$133	+\$169	+\$225	+\$267	+\$314	+\$409	+\$510
			OVERALL DIMENSIONS			SEAT DIMENSIONS			BACK DIMENSIONS					
			W	D	H	W	D	H	W	H				
Bariatric Hip Chair, Upholstered Seat and Back COM Yardage: Back: 1 Seat: .75 Freight Class: 250 Product Weight (lbs.): 50 Cubic Feet Per Carton: 23.75		Active weight 600 lbs. Does not stack. Add \$25 for (SBS).	35.25	24.25	38.5		29	17.5	23.25		26.75	15.25		

	List Price			
	WDOL	\$368		
	OVERALL DIMENSIONS			
		W	D	H
Dolly COM Yardage: n/a Freight Class: 150 Product Weight (lbs.): 16 Cubic Feet Per Carton: 3.5		22	23.75	9.25
Accommodates 10 standard 4-legged chairs.				

	List Price			
	WDOL30	\$408		
	OVERALL DIMENSIONS			
		W	D	H
Bariatric Dolly COM Yardage: n/a Freight Class: 250 Product Weight (lbs.): 19 Cubic Feet Per Carton: 5		32.12	23.75	9.25
Accommodates 4 bariatric 4-legged chairs.				

WILLOW LINKING TABLES



WPT12G
120 degree corner linking table

WPTEGL
End linking table, left



For Willow seating, see 239.

EXAMPLE WILLOW TABLE ORDER CODE:







WPT90G	HPL	ACJ	-CHM	-ST	-SND
Model #	Surface type	Top finish	Leg finish	Glide type	Glide finish



STANDARD FEATURES

- Linking tables can be used together in any combination with Willow four-leg or sled chairs to create a wide variety of layouts.
- Connecting hardware is included.
- Legs and ganging brackets are available in 20 paint finishes and 4 plated finishes.
- All tables are laminate, choose thermally fused or high pressure, and feature a flat edge with edgeband.
- Tables are available with a variety of glide types. Glides must be chosen to best suit flooring type and site conditions. See Glide Type.
- All tables (except 9" In-line Linking) are pre-drilled for center front, field installed, undermount power. Specified separately.
- Undermount power unit (SU2P10U) includes 1 AC and 2 USB-A charging ports with a 10' power cord and 3-prong plug, specify Jet Black or White. Power units do not link.
- Clamp mount (SU2P10C) power, with 1 AC and 2 USB-A charging ports with a 10' power cord, available Jet Black or White. These units can be mounted on the back edge of all linking tables. Specified separately for field installation. Power units do not link.

Add option codes in the following order:

- **Model number**
Enter model number.
- **Surface Type**
(**TFL**) Thermally fused laminate
(**HPL**) High pressure laminate
- **Top finish**
(**ACJ**) Absolute Acajou
(**ASN**) Asian Night
(**AWC**) Avant Cherry
(**AWH**) Avant Honey
(**BLK**) Black
(**BRC**) Brushed Cobalt
(**BZD**) Blizzard
(**CGY**) Custom Grey
(**CMB**) Clear Maple
(**DES**) Dark Espresso
(**DWT**) Designer White
(**FAS**) Fashionista
(**FCL**) First Class
(**NBL**) Noce Biondo
(**NGL**) Noce Grigio
(**NEL**) Noce Leggero
(**NML**) Noce Medio
(**QTM**) Quartered Mahogany
(**SBY**) Sheer Beauty
(**SDT**) Stonedust
(**SOG**) Storm Grey
(**WCR**) Winter Cherry
(**WHC**) White Chocolate
(**WHE**) Walnut Heights
- **Leg Finish** (for tables with legs)
Paint finishes:
Black (**TBL**), Buzz Blue (**TBZ**), Cactus (**TCC**), Carrot (**TCR**), Cloud (**TIV**), Designer White (**TDW**), Dijon (**TDJ**), Eggplant (**TEG**), Fog (**TFO**), Frost (**TFR**), Ink (**TIN**), Kalua (**TKA**), Latte (**TLA**), Mocha (**TMO**), Nevada (**TNE**), Sand (**TSN**), Scarlet (**TSR**), Shadow (**TSH**), Toast (**TOA**) and Tungsten (**TTU**).
Plated finishes:
(**CHM**) Chrome. Add \$45.
(**BCH**) Brushed Chrome. Add \$156.
Bracket Finish (for linking tables and ganging bracket)
Paint finishes:
Black (**TBL**), Cloud (**TIV**), Designer White (**TDW**), Fog (**TFO**), Frost (**TFR**), Kalua (**TKA**), Latte (**TLA**), Mocha (**TMO**), Nevada (**TNE**), Sand (**TSN**), Shadow (**TSH**), Toast (**TOA**) and Tungsten (**TTU**).
- **Glide type** (for models with legs)
(**ST**) Nylon colored glide for most surfaces
(**NM**) White, non-marking Nylon glide for most surfaces
(**SG**) Steel cushion glide for carpeted surfaces.
Add \$9 for models with one leg. Add \$16 for models with two legs.
(**FG**) Felt glide for most hard floor surfaces. Add \$9for models with one leg. Add \$16 for models with two legs.
(**RG**) Rubber, non-slip glide for most hard floor surfaces. Add \$9 for models with one leg. Add \$16 for models with two legs.
- **Glide Finish** (for ST glides only)
(**BLK**) Black
(**SND**) Sand

TABLES	MODEL#	DIMENSIONS	FREIGHT CLASS	WT/LBS.	CUBIC FT.	LIST PRICE
	WPT90G	26.12 x 26.12 x 17.62	100	24	2.6	\$592
	<ul style="list-style-type: none"> • Pricing shown for a thermally fused laminate top (LP). • For a high pressure laminate top (HP), add \$152. 					
90° Corner Linking Table	Coordinating edge on laminate surfaces with metal frame and legs. Must be connected to a four-leg or sled base chair. Includes one set of U-channel connectors and hardware. 1 per carton. Shipped KD for assembly on site.					
	WPT12G	31 x 12.62 x 17.5	92.5	16.5	1.5	\$509
	<ul style="list-style-type: none"> • Pricing shown for a thermally fused laminate top (LP). • For a high pressure laminate top (HP), add \$98. 					
120° Corner Linking Table	Coordinating edge on laminate surfaces with metal frame and legs. Must be connected to a four-leg or sled base chair. Includes one set of U-channel connectors and hardware. 1 per carton. Shipped KD for assembly on site.					
	WPT16G	15 x 16 x 2.75	85	12	0.9	\$333
	<ul style="list-style-type: none"> • Pricing shown for a thermally fused laminate top (LP). • For a high pressure laminate top (HP), add \$62. 					
16" In-Line Linking Table	Coordinating edge on laminate surfaces with metal frame and legs. Must be connected to a four-leg or sled base chair. Includes one set of U-channel connectors and hardware. 1 per carton. Shipped KD for assembly on site.					
	WPT09G		85	8.5	0.7	\$259
	<ul style="list-style-type: none"> • Pricing shown for a thermally fused laminate top (LP). • For a high pressure laminate top (HP), add \$44. 					
9" In-Line Linking Table	Coordinating edge on laminate surfaces with metal frame and legs. Must be connected to a four-leg or sled base chair. Includes one set of U-channel connectors and hardware. 1 per carton. Shipped KD for assembly on site.					
	WPTEGL (Left)	15 x 14 x 17.62	85	13	1	\$516
	WPTEGR (Right)	15 x 14 x 17.62	85	13	1	\$516
	<ul style="list-style-type: none"> • Pricing shown for a thermally fused laminate top (LP). • For a high pressure laminate top (HP), add \$59. 					
End Linking Table	Coordinating edge on laminate surfaces with metal frame and legs. Must be connected to a four-leg or sled base chair. Includes one set of U-channel connectors and hardware. 1 per carton. Shipped KD for assembly on site.					
	WPGBRK	9 x 15 x 1.25	300	2	2	\$114
Ganging Bracket	For use between two seated height arm or armless chairs where table top is not desired. Not for use with stools. Does not accept power units. 1 per carton.					

TABLES	MODEL#	DIMENSIONS	FREIGHT CLASS	WT/LBS.	CUBIC FT.	LIST PRICE
	SU2P10C		70	0.01	0.5	\$588
Power Unit, Clamp Attachment	Tamper-resistant clamp mount power, with 1 AC and 2 USB-A charging ports with a 10' power cord and 3-prong plug. Available in Jet Black or White. Can be mounted on the back edge of all linking tables. Must be specified separately for field installation. Power units do not link.					
	SU2P10U		70	0.01	2	\$556
Power Unit, Under Mount Attachment	Tamper-resistant undermount power, with 1 AC and 2 USB-A charging ports with a 10' power cord and 3-prong plug. Available in Jet Black or White. Must be specified separately for field installation. Power units do not link.					

ZOMA™



model 6656

model 6657


STANDARD FEATURES


- Design sensitive guest seating featuring a wide flat, flared arms and elliptical tubular construction.
- The back of the chair is heavily compound curved to provide comfort and support in multiple seating positions.
- No visible back attachment hardware. Backs are attached using concealed hardware only.
- The outer back is upholstered in the same material selection as the rest of the chair.
- Arms are wide and full length, offering support to help stabilize the user as they sit in or exit chairs.
- The gently curved arms are made from incredibly strong black fiberglass reinforced nylon.
- The rugged frame is made from welded elliptical (oval) steel tubing 1.5" wide.

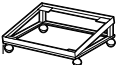
- Zoma is equipped with a polypropylene seat shroud that helps stabilize chairs when stacked and avoid frame imprints on upholstered seats.
- Stacks up to 4 high on the floor or on a dolly (2125WS).
- Standard glide is a durable Black Polypropylene oval glide.
- Check textile availability prior to specifying upholstery material.

OPTIONAL FEATURES

- Frame is standard in a choice of Black (TBL), Shadow (TSH) or Tungsten (TTU) Finish must be specified. A chrome frame is optionally available. Please Specify (CHM), add \$47.
- A durable polypropylene outer back shroud is available at no charge. Optional shroud is Black only. Please specify (PSB).
- For chairs used on hard surface floors PLEASE SPECIFY Opaque (off White), Non-Marking Glides (NM).

DESCRIPTION	FEATURES	MODEL#	STANDARD TEXTILE GRADES											
	Armchair COM Yardage: 1.25 Freight Class: 250 Product Weight (lbs.): 28 Cubic Feet Per Carton: 13.75	6656	1	2	3	4	5	6	7	8	9	10	11	12
			\$650	\$700	\$739	\$791	\$870	\$898	\$966	\$1096	\$1159	\$1277	\$1444	\$1647
			OVERALL DIMENSIONS			SEAT DIMENSIONS			BACK DIMENSIONS					
			W	D	H	W	D	H	W	H				
			26.5	24	32.5	20	19	17	18	15				
			RTA 00											

	Armless Side Chair COM Yardage: 1.25 Freight Class: 250 Product Weight (lbs.): 26 Cubic Feet Per Carton: 11.75	6657	1	2	3	4	5	6	7	8	9	10	11	12
			\$593	\$642	\$681	\$733	\$813	\$840	\$907	\$1039	\$1102	\$1220	\$1386	\$1589
			OVERALL DIMENSIONS			SEAT DIMENSIONS			BACK DIMENSIONS					
			W	D	H	W	D	H	W	H				
			22.5	24	32.5	20	19	17	18	15				
			RTA 00 FedEx ups											

	Dolly COM Yardage: N/A Freight Class: 150 Product Weight (lbs.): 16 Cubic Feet Per Carton: 3.8	2125WS	1	2	3	4	5	6	7	8	9	10	11	12
			\$477	-	-	-	-	-	-	-	-	-	-	-
			OVERALL DIMENSIONS			SEAT DIMENSIONS			BACK DIMENSIONS					
			W	D	H	W	D	H	W	H				
			23.25	24.75	12.25	-	-	-	-	-				
			RTA 1 FedEx ups											

