

# multi-purpose

Bakhita .....	132	Islands .....	174	Sas .....	200
Beach .....	135	Layne .....	175	Sidero .....	202
Beam Seating .....	136	Lite .....	177	Sonic .....	206
Caprice .....	146	Marche .....	182	Spritz .....	218
Chap .....	148	Mayne .....	184	Spyker .....	221
Comet .....	150	Moda Four-Legged .....	185	Stream .....	222
Diplomat .....	153	Moda Stacking .....	186	Twilight .....	231
Duet .....	154	Popcorn .....	188	Vion guest .....	234
Erin .....	167	Rebound .....	193	Willow .....	239
File Buddy .....	171	Roma Nester .....	198	Zoma .....	253

## BAKHITA



model 6750



model 6753






model 6754



model 6785

## STANDARD FEATURES

- A comfortable, high-quality, lightweight, stacking chair that is incredibly strong and durable.
- Bakhita is an all polymer chair intended for use indoors or outdoors. Products must be stored inside during extreme and inclement weather. See Global's Outdoor Furniture warranty for additional information.
- Weather resistant, UV and stain resistant, with a modern design.
- Standard height models (6750, 6751) are suitable for use in MRI rooms.
- Chairs are simultaneously molded with two different materials. Inside is a structural fiberglass frame for strength. Outside is a durable polypropylene light fast compound.
- Armchairs and Armless Chairs are finished with a smooth surface. Bar Stools and Counter Stools are finished with a slightly textured surface.
- Upholstered seats will only fit on a frame made for this purpose, it is not possible to add an upholstered seat onto an existing all plastic chair in the field.
- Upholstered seats are fixed and non-removable.
- Chair legs are equipped with translucent non-marking glides as standard. Suitable for outdoor environments, carpet and hard surface flooring.
- Check textile availability prior to specifying upholstery material.
- All Bakhita products (except upholstered models) are only available through Global's InStock program. Contact CustomerCare for lead times and quotation for quantities beyond InStock inventory.
- For outdoor use Global recommends marine grade vinyls or Sunbrella fabrics with UV resistance.
- Chairs are available in 3 plastic colors: Alloy (**ALY**), Char (**CHA**), and Milk (**MLK**).
- Tables are available in standard or bar height and are suitable for outdoor use.
- Tables are available with a Silver base and Milk (**MLK**) top only.
- Table tops are constructed from technopolymer compounds with high structural, heat and abrasion resistance. Tops are UV, shock and stain resistant.
- Bakhita achieves its strength and durability using glass filled polymer. Evidence of this material may be visible on the surface and is often more evident in darker colors.

DESCRIPTION	FEATURES	MODEL#	STANDARD TEXTILE GRADES											
		6750	1	2	3	4	5	6	7	8	9	10	11	12
			294											
			OVERALL DIMENSIONS			SEAT DIMENSIONS			BACK DIMENSIONS					
			W	D	H	W	D	H	W	H				
<b>Armchair Poly Seat &amp; Back</b> COM Yardage: N/A Freight Class: 150 Product Weight (lbs.): 14.25 Cubic Feet Per Carton: 3.38(4 per carton)	Stacks 8 high on floor. Stacks 10 high on dolly.		22.5	21	31.5	16	16	17.25		17		14.5		
			RTA 00			FedEx			ups			4 per carton (pricing and specifications are for one chair)		
		6751	1	2	3	4	5	6	7	8	9	10	11	12
			261											
			OVERALL DIMENSIONS			SEAT DIMENSIONS			BACK DIMENSIONS					
			W	D	H	W	D	H	W	H				
<b>Armless Chair Poly Seat &amp; Back</b> COM Yardage: N/A Freight Class: 150 Product Weight (lbs.): 13 Cubic Feet Per Carton: 2.88(4 per carton)	Stacks 8 high on floor. Stacks 12 high on dolly		18	21	31.5	16	16	17.25		17		14.5		
			RTA 00			FedEx			ups			4 per carton (pricing and specifications are for one chair)		
		6752	1	2	3	4	5	6	7	8	9	10	11	12
			529	555	574	602	642	659	697	754	801	848	952	1059
			OVERALL DIMENSIONS			SEAT DIMENSIONS			BACK DIMENSIONS					
			W	D	H	W	D	H	W	H				
<b>Armchair Uph Seat &amp; Poly Back</b> COM Yardage: 0.75 Freight Class: 250 Product Weight (lbs.): 16 Cubic Feet Per Carton: 4.5 (3 per carton)	Stacks 8 high on floor. Stacks 10 high on dolly		22.5	21	31.5	16	16	18		17		14.5		
			RTA 00			FedEx			ups			3 per carton (pricing and specifications are for one chair)		

### Armchair Poly Seat & Back

COM Yardage: N/A  
Freight Class: 150  
Product Weight (lbs.): 14.25  
Cubic Feet Per Carton: 3.38(4 per carton)

Stacks 8 high on floor.  
Stacks 10 high on dolly.

### Armless Chair Poly Seat & Back



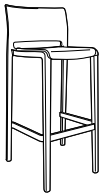

COM Yardage: N/A  
Freight Class: 150  
Product Weight (lbs.): 13  
Cubic Feet Per Carton: 2.88(4 per carton)


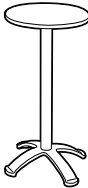

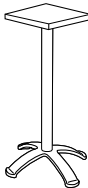
Stacks 8 high on floor.  
Stacks 12 high on dolly

### Armchair Uph Seat & Poly Back

COM Yardage: 0.75  
Freight Class: 250  
Product Weight (lbs.): 16  
Cubic Feet Per Carton: 4.5 (3 per carton)

Stacks 8 high on floor.  
Stacks 10 high on dolly

DESCRIPTION	FEATURES	MODEL#	STANDARD TEXTILE GRADES												
	<b>Armless Chair Uph Seat &amp; Poly Back</b> COM Yardage: 0.75 Freight Class: 250 Product Weight (lbs.): 14.67 Cubic Feet Per Carton: 3.83(3 per carton)			1	2	3	4	5	6	7	8	9	10	11	12
			6753	\$484	\$510	\$529	\$557	\$597	\$614	\$652	\$709	\$756	\$803	\$907	\$1014
			OVERALL DIMENSIONS			SEAT DIMENSIONS			BACK DIMENSIONS						
			W	D	H	W	D	H	W	H					
			18	21	31.5	16	16	18	17	14.5					
			RTA 00		FedEx		ups		3 per carton (pricing and specifications are for one chair)						
	<b>Armless Bar Stool Poly Seat &amp; Back</b> COM Yardage: 0.75 Freight Class: 250 Product Weight (lbs.): 14.67 Cubic Feet Per Carton: 3.19 (4 per carton)			1	2	3	4	5	6	7	8	9	10	11	12
			6754	395											
			OVERALL DIMENSIONS			SEAT DIMENSIONS			BACK DIMENSIONS						
			W	D	H	W	D	H	W	H					
			19.25	18.75	40.5	14	15	30	17	10.5					
			RTA 00		FedEx		ups		4 per carton (pricing and specifications are for one chair)						
	<b>Armless Bar Stool Uph Seat &amp; Poly Back</b> COM Yardage: 0.75 Freight Class: 250 Product Weight (lbs.): 14.67 Cubic Feet Per Carton: 4.25 (3 per carton)			1	2	3	4	5	6	7	8	9	10	11	12
			6755	656	682	702	730	771	789	827	888	932	983	1086	1198
			OVERALL DIMENSIONS			SEAT DIMENSIONS			BACK DIMENSIONS						
			W	D	H	W	D	H	W	H					
			19	18	40	14	15	30.75	17	10.5					
			RTA 00		FedEx		ups		3 per carton (pricing and specifications are for one chair)						
	<b>Chair Dolly</b> COM Yardage: N/A Freight Class: 250 Product Weight (lbs.): 11 Cubic Feet Per Carton: 2.9			1	2	3	4	5	6	7	8	9	10	11	12
			6783	347											
			OVERALL DIMENSIONS			SEAT DIMENSIONS			BACK DIMENSIONS						
			W	D	H	W	D	H	W	H					
			19.75	23.25	9.75	-	-	-	-	-					
			RTA 00		FedEx		ups		1 per carton						

DESCRIPTION	FEATURES	MODEL#	STANDARD TEXTILE GRADES											
	<b>Round Table - Café Height</b> COM Yardage: N/A Freight Class: 100 Product Weight (lbs.): 40 Cubic Feet Per Carton: 4.49 (3 cartons per one model)	6780	1	2	3	4	5	6	7	8	9	10	11	12
			568											
			OVERALL DIMENSIONS			SEAT DIMENSIONS			BACK DIMENSIONS					
			W	D	H	W	D	H	W	H				
			28.5	28.5	29.5	-	-	-	-	-				
			RTA 8			3 cartons								
	<b>Round Table - Bar Height</b> COM Yardage: N/A Freight Class: 100 Product Weight (lbs.): 41 Cubic Feet Per Carton: 4.49 (3 cartons per one model)	6781	1	2	3	4	5	6	7	8	9	10	11	12
			581											
			OVERALL DIMENSIONS			SEAT DIMENSIONS			BACK DIMENSIONS					
			W	D	H	W	D	H	W	H				
			28.5	28.5	40	-	-	-	-	-				
			RTA 8			3 cartons								
	<b>Square Table - Café Height</b> COM Yardage: N/A Freight Class: 100 Product Weight (lbs.): 42.5 Cubic Feet Per Carton: 4.49 (3 cartons per one model)	6785	1	2	3	4	5	6	7	8	9	10	11	12
			621											
			OVERALL DIMENSIONS			SEAT DIMENSIONS			BACK DIMENSIONS					
			W	D	H	W	D	H	W	H				
			28.5	28.5	29.5	-	-	-	-	-				
			RTA 8			3 cartons								
	<b>Square Table - Bar Height</b> COM Yardage: N/A Freight Class: 100 Product Weight (lbs.): 43.5 Cubic Feet Per Carton: 4.49 (3 cartons per one model)	6786	1	2	3	4	5	6	7	8	9	10	11	12
			634											
			OVERALL DIMENSIONS			SEAT DIMENSIONS			BACK DIMENSIONS					
			W	D	H	W	D	H	W	H				
			28.5	28.5	40	-	-	-	-	-				
			RTA 8			3 cartons								



BEACH™







STANDARD FEATURES

- Elegant wood seating with a choice of an upholstered or vertical wood slat back.
- Frame construction is beech hardwood.
- Furniture legs are equipped with white non marking polypropylene glides as standard. Suitable for both carpet and hard surface flooring.
- All cushions are fixed and non-removable.
- Cushions are highly resilient foam and seats are equipped with a synthetic rubberized webbing suspension system for extra comfort.

OPTIONAL FEATURES

- Frame available in Absolute (**AAM**), Black (**BKM**), Cherry (**ACM**), Espresso Cafe (**ECM**), English Oak (**EOM**), Fruitwood (**TFM**), Gray (**HGM**), Honey (**AHM**), Mahogany (**TMM**), Maple (**AVM**), Medium Walnut (**MWM**), Natural Walnut (**NLW**), Night (**ASM**), NoceBiondo (**NBM**), Noce Grigio (**NGM**), Noce Leggero (**NEM**), Noce Medio (**NMM**), Shaker Cherry (**SKM**), Walnut (**TWM**), WC Cream (**WTM**), White (**WHM**) and Winter Cherry (**WCM**). Please Specify.
- Check textile availability prior to specifying upholstery material.

DESCRIPTION	FEATURES	MODEL#	STANDARD TEXTILE GRADES												
	<b>Armchair w/Upholstered back.</b> COM Yardage: 1.50 Freight Class: 300 Product Weight (lbs.): 20 Cubic Feet Per Carton: 11.75	Does not stack.		1	2	3	4	5	6	7	8	9	10	11	12
			4077	\$894	\$932	\$961	\$1001	\$1061	\$1090	\$1142	\$1228	\$1291	\$1365	\$1514	\$1673
			OVERALL DIMENSIONS			SEAT DIMENSIONS			BACK DIMENSIONS						
			W	D	H	W	D	H	W	H					
			22	23	33.5	19.5	18.5	18.75	19.5	15.5					
			RTA 00  												
	<b>Armchair w/Vertical Wood Slat back.</b> COM Yardage: 1.00 Freight Class: 300 Product Weight (lbs.): 20 Cubic Feet Per Carton: 11.75	Does not stack.		1	2	3	4	5	6	7	8	9	10	11	12
			4078	\$939	\$977	\$1008	\$1052	\$1113	\$1143	\$1198	\$1286	\$1354	\$1432	\$1586	\$1754
			OVERALL DIMENSIONS			SEAT DIMENSIONS			BACK DIMENSIONS						
			W	D	H	W	D	H	W	H					
			22	23	33.5	19.5	18.5	18.75	19.5	15.5					
			RTA 00												

## BEAM SEATING



\*see sample layout SON507 for models included above.

### STANDARD FEATURES

- The universal beam units and tables listed are shown here, along with beam seating upper components from several seating lines.
- Beams are standard in Black. The "T" shaped legs are available in Chrome only with Black anti scuff tips and trim.
- Corner beam creates 90° turn in beam seating. Only table units can be attached.
- Beams and legs are shipped fully assembled.
- Upper seating units include mounting brackets and all necessary hardware for attachment to beam.
- Upper seating units and/or tables can be placed in any order along the beam.
- Power monument has two AC outlets, dual 2.1 amp USB ports.
- **Specifications and pricing are for 1 chair.**

### OPTIONAL FEATURES

- Check textile availability prior to specifying upholstery material.
- Optional universal aluminum arm with soft pad available for mounting on beam in multiple positions, model 6500A8. \$161 list.
- Sonic seating units are available in mesh back, Black only.
- Vion seating units available in 10 mesh colors: Black (**MS69**), Stone (**MS71**), Blue (**MS72**), Rope (**MS73**), Natural (**MS74**), Aqua (**MS75**), Black Cherry (**MS76**), Dust (**MS77**), Ivory (**MS78**) and Paprika (**MS79**). Please specify. No upcharge.

### OPTIONAL FEATURES (continued)

- Vion is available with a Black (**BLK**) Back Frame as standard or an optional Fog (**FOG**) Back Frame, please add \$76.
- Duet, Popcorn and Sonic seating units are available in 14 designer colors. Choose from Buzz Blue (**BZB**), Cactus (**CCT**), Carrot (**CRO**), Cloud (**IVC**), Dijon (**DJN**), Eggplant (**EGP**), Fog (**FOG**), Frost (**FRO**), Ink (**INK**), Latte (**LAB**), Night (**BLK**), Sand (**SND**), Scarlet (**SAR**), and Shadow (**SHW**).
- Duet arms will match the specified polypropylene color.
- Sidero, Sonic and Vion arm models are standard in Black only.
- Sonic is available in the following frame finishes: Chrome (**CHM**), Black (**TBL**), Buzz Blue (**TBZ**), Cactus (**TCC**), Carrot (**TCR**), Dijon (**TDJ**), Designer White (**TDW**), Eggplant (**TEG**), Fog (**TFO**), Frost (**TFR**), Ink (**TIN**), Cloud (**TIV**), Kalua (**TKA**), Latte (**TLA**), Mocha (**TMO**), Nevada (**TNE**), Toast (**TOA**), Shadow (**TSH**), Sand (**TSN**), Scarlet (**TSR**) and Tungsten (**TTU**). Please specify
- Duet and Popcorn are standard in a Chrome (**CH**) frame finish. Sidero and Vion are standard in Black (**BK**) frame finish.
- Beam seating laminate table tops are available in Absolute Acajou (**ACJ**), Asian Night (**ASN**), Avant Cherry (**AWC**), Avant Honey (**AWH**), Blizzard (**BZD**), Brushed Cobalt (**BRC**), Clear Maple (**CMB**), Custom Grey (**CGY**) Dark Espresso (**DES**), Designer White (**DWT**), Fashionista (**FAS**), First Class (**FCL**), Noce Biondo (**NBL**), Noce Grigio (**NGL**), Noce Leggero (**NEL**), Noce Medio (**NML**), Sheer Beauty (**SBY**), Stone Dust (**SDT**), Walnut Heights (**WHE**), Winter Cherry (**WCR**), White Chocolate (**WHC**). Please specify. No upcharge.

## SAMPLE LAYOUTS

### VON501 - Shown



Approximate dimensions: 74"W x 24"D

Kit Layout	Description	Total (Grd. 1)
<b>VON501</b>	<b>Vion armless seat units with Beam components:</b> 6340 (3 seats), 6500S3 (1 beam)	<b>\$3,380</b>
DUT501	Duet armless seat units with Beam components: 6691 (3 seats), 6500S3 (1 beam)	\$1,799
POP501	Popcorn armless seat units with Beam components: 6717 (3 seats), 6500S3 (1 beam)	\$1,925
SID501	Sidero armless seat units with Beam components: 6931 (3 seats), 6500S3 (1 beam)	\$2,867
SON501	Sonic armless seat units with Beam components: 6501 (3 seats), 6500S3 (1 beam)	\$2,186

\*See next pages for individual model description, dimensions and starting list price.

### SON502 - Shown



Approximate dimensions: 100"W x 24"D

Kit Layout	Description	Total (Grd. 1)
<b>SON502</b>	<b>Sonic arm seat units with Beam components:</b> 6506 (4 seats), 6500S4 (1 beam)	<b>\$3,721</b>
DUT502	Duet arm seat units with Beam components: 6690 (4 seats), 6500S4 (1 beam)	\$2,901
POP502	Popcorn armless seat units with Universal arms and Beam components: 6717 (4 seats), 6500S4 (1 beam), and 6500A8 (5 arms)	\$3,426
SID502	Sidero arm seat units with Beam components: 6930 (4 seats), 6500S4 (1 beam)	\$4,124
VON502	Vion arm seat units with Beam components: 6342 (4 seats), 6500S4 (1 beam)	\$4,313

\*See next pages for individual model description, dimensions and starting list price.

## SAMPLE LAYOUTS

### DUT503 - Shown



Approximate dimensions: 100"W x 24"D

Kit Layout	Description	Total (Grd. 1)
<b>DUT503</b>	<b>Duet armless seat units with Beam components:</b> 6691 (3 seats), 6500S4 (1 beam), 6507 (1 table)	<b>\$2,478</b>
POP503	Popcorn armless seat units with Beam components: 6717 (3 seats), 6500S4 (1 beam), 6507 (1 table)	\$2,604
SID503	Sidero armless seat units with Beam components: 6931 (3 seats), 6500S4 (1 beam), 6507 (1 table)	\$3,546
SON503	Sonic armless seat units with Beam components: 6501 (3 seats), 6500S4 (1 beam), 6507 (1 table)	\$2,865
VON503	Vion armless seat units with Beam components: 6340 (3 seats), 6500S4 (1 beam), 6507 (1 table)	\$4,059

\*See next pages for individual model description, dimensions and starting list price.

### POP504 - Shown



Approximate dimensions: 122"W x 24"D

Kit Layout	Description	Total (Grd. 1)
<b>POP504</b>	<b>Popcorn seat units with Universal arms and Beam components:</b> 6717 (4 seats), 6500A8 (6 arms), 6500S3 (1 beam), 6500A2 (1 beam), 6507 (1 table), 6591B (1 Module)	<b>\$4,756</b>
DUT504	Duet arm seat units with Beam components: 6690 (4 seats), 6500S3 (1 beam), 6500A2 (1 beam), 6507 (1 table), 6591B (1 Module)	\$4,070
SID504	Sidero arm seat units with Beam components: 6930 (4 seats), 6500S3 (1 beam), 6500A2 (1 beam), 6507 (1 table), 6591B (1 Module)	\$5,290
SON504	Sonic arm seat units with Beam components: 6504 (4 seats), 6500S3 (1 beam), 6500A2 (1 beam), 6507 (1 table), 6591B (1 Module)	\$4,450
VON504	Vion arm seat units with Beam components: 6342 (4 seats), 6500S3 (1 beam), 6500A2 (1 beam), 6507 (1 table), 6591B (1 Module)	\$5,482

\*See next pages for individual model description, dimensions and starting list price.

### SID505 - Shown



Approximate dimensions: 147"W x 24"D

Kit Layout	Description	Total (Grd. 1)
<b>SID505</b>	<b>Sidero armless seat units with Beam components:</b> 6931 (4 seats), 6500S3 (1 beam), 6500A3 (1 beam), 6507 (2 table)	<b>\$4,926</b>
DUT505	Duet armless seat units with Beam components: 6691 (4 seats), 6500S3 (1 beam), 6500A3 (1 beam), 6507 (2 table)	\$3,502
POP505	Popcorn armless seat units with Beam components: 6717 (4 seats), 6500S3 (1 beam), 6500A3 (1 beam), 6507 (2 table)	\$3,670
SON505	Sonic armless seat units with Beam components: 6501 (4 seats), 6500S3 (1 beam), 6500A3 (1 beam), 6507 (2 table)	\$4,018
VON505	Vion armless seat units with Beam components: 6340 (4 seats), 6500S3 (1 beam), 6500A3 (1 beam), 6507 (2 table)	\$5,650

\*See next pages for individual model description, dimensions and starting list price.

### VON506 - Shown



Approximate dimensions: 103"W x 103"D

Kit Layout	Description	Total (Grd. 1)
<b>VON506</b>	<b>Vion arm seat units with Beam components:</b> 6342 (6 seats), 6500S3 (2 beams), 6507-T2 (1 table), 6500A9 (1 Connector)	<b>\$7,142</b>
DUT504	Duet arm seat units with Beam components: 6690 (6 seats), 6500S3 (2 beams), 6507-T2 (1 table), 6500A9 (1 Connector)	\$5,024
POP505	Popcorn armless seat units with Universal arms and Beam components: 6717 (6 seats), 6500A8 (8 arms), 6500S3 (2 beams), 6507-T2 (1 table), 6500A9 (1 Connector)	\$5,892
SID504	Sidero arm seat units with Beam components: 6930 (6 seats), 6500S3 (2 beams), 6507-T2 (1 table), 6500A9 (1 Connector)	\$6,854
SON504	Sonic arm seat units with Beam components: 6504 (6 seats), 6500S3 (2 beams), 6507-T2 (1 table), 6500A9 (1 Connector)	\$5,594

\*See next pages for individual model description, dimensions and starting list price.

## SAMPLE LAYOUTS

## SON507 - Shown



Approximate dimensions: 103"W x 103"D

Kit Layout	Description	Total (Grd. 1)
<b>SON507</b>	<b>Sonic arm seat units with Beam components:</b> 6506 (6 seats), 6500S3 (2 beams), 6507-T2 (1 table), 6500A9 (1 connector)	<b>\$6,254</b>
DUT507	Duet arm seat units with Beam components: 6690 (6 seats), 6500S3 (2 beams), 6507-T2 (1 table), 6500A9 (1 connector)	\$5,024
POP507	Popcorn armless seat units with Universal arms and Beam components: 6717 (6 seats), 6500S3 (2 beams), 6507-T2 (1 table), 6500A9 (1 connector) and 6500A8 (8 arms)	\$5,892
SID507	Sidero arm seat units with Beam components: 6930 (6 seats), 6500S3 (2 beams), 6507-T2 (1 table), 6500A9 (1 connector)	\$6,854
VON507	Vion arm seat units with Beam components: 6342 (6 seats), 6500S3 (2 beams), 6507-T2 (1 table), 6500A9 (1 connector)	\$7,142

\*See next pages for individual model description, dimensions and starting list price.

## DUT508 - Shown



Approximate dimensions: 131"W x 78"D

Kit Layout	Description	Total (Grd. 1)
<b>DUT508</b>	<b>Duet armless seat units with Beam components:</b> 6691 (7 seats), 6500S3 (1 Beam), 6500S2 (2 Beams), 6507-T2 (2 Tables), 6500A9 (2 Connector), 6591B (2 Modules)	<b>\$7,257</b>
POP508	Popcorn armless seat units with Beam components: 6717 (7 seats), 6500S3 (1 Beam), 6500S2 (2 Beams), 6507-T2 (2 Tables), 6500A9 (2 Connector), 6591B (2 Modules)	\$7,551
SID508	Sidero armless seat units with Beam components: 6931 (7 seats), 6500S3 (1 Beam), 6500S2 (2 Beams), 6507-T2 (2 Tables), 6500A9 (2 Connector), 6591B (2 Modules)	\$9,749
SON508	Sonic armless seat units with Beam components: 6501 (7 seats), 6500S3 (1 Beam), 6500S2 (2 Beams), 6507-T2 (2 Tables), 6500A9 (2 Connector), 6591B (2 Modules)	\$8,160
VON507	Vion armless seat units with Beam components: 6340 (7 seats), 6500S3 (1 Beam), 6500S2 (2 Beams), 6507-T2 (2 Tables), 6500A9 (2 Connector), 6591B (2 Modules)	\$10,946

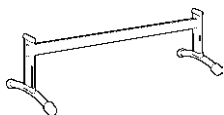
\*See next pages for individual model description, dimensions and starting list price.

## DESCRIPTION

## FEATURES

## MODEL#

## STANDARD TEXTILE GRADES

**Beam - Accommodates 2 Seats**

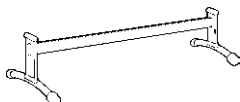
COM Yardage: N/A  
Freight Class: 250  
Product Weight (lbs.): 37  
Cubic Feet Per Carton: 11 (1 per carton)

Freestanding

	1	2	3	4	5	6	7	8	9	10	11	12
<b>6500S2</b>	\$748	-	-	-	-	-	-	-	-	-	-	-

OVERALL DIMENSIONS			SEAT DIMENSIONS			BACK DIMENSIONS	
W	D	H	W	D	H	W	H
49.5	24	16	-	-	-	-	-

RTA 00

**Beam - Accommodates 3 Seats**

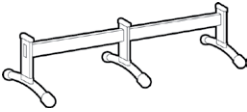




COM Yardage: N/A  
Freight Class: 250  
Product Weight (lbs.): 43  
Cubic Feet Per Carton: 16 (1 per carton)

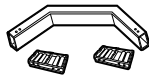
Freestanding

	1	2	3	4	5	6	7	8	9	10	11	12
<b>6500S3</b>	\$863	-	-	-	-	-	-	-	-	-	-	-

OVERALL DIMENSIONS			SEAT DIMENSIONS			BACK DIMENSIONS	
W	D	H	W	D	H	W	H
74	24	16	-	-	-	-	-

RTA 00

DESCRIPTION	FEATURES	MODEL#	STANDARD TEXTILE GRADES											
			1	2	3	4	5	6	7	8	9	10	11	12
 <p><b>Beam - Accommodates 4 Seats</b> COM Yardage: N/A Freight Class: 250 Product Weight (lbs.): 58 Cubic Feet Per Carton: 22 (1 per carton)</p>	Freestanding	6500S4	\$1205	-	-	-	-	-	-	-	-	-	-	-
		RTA 00												
		OVERALL DIMENSIONS			SEAT DIMENSIONS			BACK DIMENSIONS						
		W	D	H	W	D	H	W	H					
		100	24	16	-	-	-	-	-					
 <p><b>Beam Extender - Accommodates 2 Seats</b> COM Yardage: N/A Freight Class: 85 Product Weight (lbs.): 36 Cubic Feet Per Carton: 10.5 (1 per carton)</p>	Not Freestanding. Includes hardware.	6500A2	\$571	-	-	-	-	-	-	-	-	-	-	-
		RTA 00												
		OVERALL DIMENSIONS			SEAT DIMENSIONS			BACK DIMENSIONS						
		W	D	H	W	D	H	W	H					
		47.5	24	16	-	-	-	-	-					
 <p><b>Beam Extender - Accommodates 3 Seats</b> COM Yardage: N/A Freight Class: 85 Product Weight (lbs.): 43 Cubic Feet Per Carton: 16 (1 per carton)</p>	Not Freestanding. Includes hardware.	6500A3	\$717	-	-	-	-	-	-	-	-	-	-	-
		RTA 00												
		OVERALL DIMENSIONS			SEAT DIMENSIONS			BACK DIMENSIONS						
		W	D	H	W	D	H	W	H					
		72	24	16	-	-	-	-	-					
 <p><b>Beam Extender - Accommodates 4 Seats</b> COM Yardage: N/A Freight Class: 85 Product Weight (lbs.): 58 Cubic Feet Per Carton: 21.75 (1 per carton)</p>	Not Freestanding. Includes hardware.	6500A4	\$1074	-	-	-	-	-	-	-	-	-	-	-
		RTA 00												
		OVERALL DIMENSIONS			SEAT DIMENSIONS			BACK DIMENSIONS						
		W	D	H	W	D	H	W	H					
		98	24	16	-	-	-	-	-					
 <p><b>Universal Aluminum Arm w/Pad</b> COM Yardage: N/A Freight Class: 85 Product Weight (lbs.): 3.5 Cubic Feet Per Carton: 0.5 (1 per carton)</p>	Includes hardware.	6500A8	\$161	-	-	-	-	-	-	-	-	-	-	-
		RTA 00												
		OVERALL DIMENSIONS			SEAT DIMENSIONS			BACK DIMENSIONS						
		W	D	H	W	D	H	W	H					
		2.5	10	14	-	-	-	-	-					



Corner Connector Beam

COM Yardage: N/A  
Freight Class: 85  
Product Weight (lbs.): 9  
Cubic Feet Per Carton: 0.07 (1 per carton)

Not Freestanding.  
Includes hardware.

MODEL#	STANDARD TEXTILE GRADES											
	1	2	3	4	5	6	7	8	9	10	11	12
6500A9	\$313	-	-	-	-	-	-	-	-	-	-	-

OVERALL DIMENSIONS			SEAT DIMENSIONS			BACK DIMENSIONS	
W	D	H	W	D	H	W	H
1.75	24	3.25	-	-	-	-	-

RTA 00



Bolt Down Kit

COM Yardage: N/A  
Freight Class: 85  
Product Weight (lbs.): 8  
Cubic Feet Per Carton: 0.6 (1 per carton)

Set of 4 brackets.  
Includes hardware.

MODEL#	STANDARD TEXTILE GRADES											
	1	2	3	4	5	6	7	8	9	10	11	12
6500BD	\$148	-	-	-	-	-	-	-	-	-	-	-

OVERALL DIMENSIONS			SEAT DIMENSIONS			BACK DIMENSIONS	
W	D	H	W	D	H	W	H
17.75	17.75	1	-	-	-	-	-

RTA 00

FedEx



Power Module

COM Yardage: N/A  
Freight Class: 85  
Product Weight (lbs.): 3.2  
Cubic Feet Per Carton: 0.5 (1 per carton)

Under mount, 10 ft. cord.  
Black only.

MODEL#	STANDARD TEXTILE GRADES											
	1	2	3	4	5	6	7	8	9	10	11	12
6591B	\$603	-	-	-	-	-	-	-	-	-	-	-

OVERALL DIMENSIONS			SEAT DIMENSIONS			BACK DIMENSIONS	
W	D	H	W	D	H	W	H
21	21	1	-	-	-	-	-

RTA 00

FedEx



End Table Top

COM Yardage: N/A  
Freight Class: 85  
Product Weight (lbs.): 8

Includes hardware.  
Use on beams.





MODEL#	STANDARD TEXTILE GRADES											
	1	2	3	4	5	6	7	8	9	10	11	12
6507	\$337	-	-	-	-	-	-	-	-	-	-	-

OVERALL DIMENSIONS			SEAT DIMENSIONS			BACK DIMENSIONS	
W	D	H	W	D	H	W	H
17.75	17.75	1	-	-	-	-	-






RTA 00



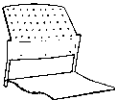


FedEx

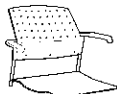
Cubic Feet Per Carton: 0.6 (1 per carton)



DESCRIPTION	FEATURES	MODEL#	STANDARD TEXTILE GRADES											
			1	2	3	4	5	6	7	8	9	10	11	12
		6507-T2	\$441	-	-	-	-	-	-	-	-	-	-	-
<b>Radius Corner Table Top</b> COM Yardage: N/A Freight Class: 85 Product Weight (lbs.): 14 Cubic Feet Per Carton: 1.9 (1 per carton)	Includes hardware. Use on beams.		OVERALL DIMENSIONS			SEAT DIMENSIONS			BACK DIMENSIONS					
			W	D	H	W	D	H	W	H				
			21	21	1	-	-	-	-	-				
				RTA 00										
			1	2	3	4	5	6	7	8	9	10	11	12
		6690	\$424	-	-	-	-	-	-	-	-	-	-	-
<b>Seat Unit w/Arms</b> COM Yardage: N/A Freight Class: 250 Product Weight (lbs.): 19 Cubic Feet Per Carton: 4.88 (2 per carton)	Duet Use with beams.		OVERALL DIMENSIONS			SEAT DIMENSIONS			BACK DIMENSIONS					
			W	D	H	W	D	H	W	H				
			25.5	21	18	18	17.5	-	18	16				
				RTA 00	FedEx	ups								
			1	2	3	4	5	6	7	8	9	10	11	12
		6691	\$312	-	-	-	-	-	-	-	-	-	-	-
<b>Armless Seat Unit</b> COM Yardage: N/A Freight Class: 150 Product Weight (lbs.): 18 Cubic Feet Per Carton: 3.25 (2 per carton)	Duet Use with beams.		OVERALL DIMENSIONS			SEAT DIMENSIONS			BACK DIMENSIONS					
			W	D	H	W	D	H	W	H				
			18	21	18	18	17.5	-	18	16				
				RTA 00	FedEx	ups								
			1	2	3	4	5	6	7	8	9	10	11	12
		6692	\$519	\$557	\$586	\$627	\$687	\$705	\$760	\$856	\$906	\$998	\$1121	\$1275
<b>Seat Unit w/Arms</b> COM Yardage: 0.75 Freight Class: 250 Product Weight (lbs.): 19 Cubic Feet Per Carton: 4.88 (2 per carton)	Duet Upholstered Seat. Use with beams.		OVERALL DIMENSIONS			SEAT DIMENSIONS			BACK DIMENSIONS					
			W	D	H	W	D	H	W	H				
			25.5	21	18	18	17.5	-	18	16				
				RTA 00	FedEx	ups								



DESCRIPTION	FEATURES	MODEL#	STANDARD TEXTILE GRADES											
			1	2	3	4	5	6	7	8	9	10	11	12
		6693	\$403	\$441	\$469	\$511	\$570	\$589	\$642	\$740	\$790	\$880	\$1005	\$1158
		OVERALL DIMENSIONS			SEAT DIMENSIONS			BACK DIMENSIONS						
		W	D	H	W	D	H	W	H					
<b>Armless Seat Unit</b> COM Yardage: 0.75 Freight Class: 150 Product Weight (lbs.): 19 Cubic Feet Per Carton: 3.25 (2 per carton)	<b>Duet</b> Upholstered Seat. Use with beams.	18	21	18	18	17.5	-	18	16					
		RTA 00			FedEx		ups							
			1	2	3	4	5	6	7	8	9	10	11	12
		6697	\$550	\$588	\$616	\$658	\$717	\$736	\$789	\$887	\$937	\$1027	\$1152	\$1305
		OVERALL DIMENSIONS			SEAT DIMENSIONS			BACK DIMENSIONS						
		W	D	H	W	D	H	W	H					
<b>Seat Unit w/Arms</b> COM Yardage: 0.75 Freight Class: 150 Product Weight (lbs.): 20 Cubic Feet Per Carton: 4.88 (2 per carton)	<b>Duet</b> Upholstered Seat and Back. Use with beams.	25.5	21	18	18	17.5	-	18	16					
		RTA 00			FedEx		ups							
			1	2	3	4	5	6	7	8	9	10	11	12
		6698	\$449	\$487	\$516	\$557	\$617	\$635	\$690	\$788	\$836	\$928	\$1051	\$1205
		OVERALL DIMENSIONS			SEAT DIMENSIONS			BACK DIMENSIONS						
		W	D	H	W	D	H	W	H					
<b>Armless Seat Unit</b> COM Yardage: 0.75 Freight Class: 150 Product Weight (lbs.): 19 Cubic Feet Per Carton: 3.25 (2 per carton)	<b>Duet</b> Upholstered Seat and Back. Use with beams.	18	21	18	18	17.5	-	18	16					
		RTA 00			FedEx		ups							
			1	2	3	4	5	6	7	8	9	10	11	12
		6717	354	-	-	-	-	-	-	-	-	-	-	-
		OVERALL DIMENSIONS			SEAT DIMENSIONS			BACK DIMENSIONS						
		W	D	H	W	D	H	W	H					
<b>Armless Seat Unit</b> COM Yardage: N/A Freight Class: 150 Product Weight (lbs.): 17 Cubic Feet Per Carton: 6.5 (2 per carton)	<b>Popcorn</b> Polypropylene Seat and Back. use with beam	20	21	18	18	18	-	19.5	16					
		RTA 00												
			1	2	3	4	5	6	7	8	9	10	11	12
		6719	462	496	518	551	599	621	667	735	789	849	970	1102
		OVERALL DIMENSIONS			SEAT DIMENSIONS			BACK DIMENSIONS						
		W	D	H	W	D	H	W	H					
<b>Armless Seat Unit</b> COM Yardage: 0.75 Freight Class: 150 Product Weight (lbs.): 18 Cubic Feet Per Carton: 6.5 (2 per carton)	<b>Popcorn</b> Upholstered Seat and Polypropylene Back. Use with beam.	20	21	18	18	18	-	19.5	16					
		RTA 00												

DESCRIPTION	FEATURES	MODEL#	STANDARD TEXTILE GRADES												
	<b>Seat Unit w/Arms</b> COM Yardage: 1.25 Freight Class: 300 Product Weight (lbs.): 20 Cubic Feet Per Carton: 9.75	<b>Sidero</b> Upholstered Seat and Back. Use with beam.		1	2	3	4	5	6	7	8	9	10	11	12
			<b>6930</b>	729	779	818	875	954	992	1065	1181	1271	1370	1575	1790
			OVERALL DIMENSIONS			SEAT DIMENSIONS			BACK DIMENSIONS						
			W	D	H	W	D	H	W	H					
			25.5	23.5	19	19.5	18	-	19	15.5					
			RTA 00												
	<b>Armless Seat Unit</b> COM Yardage: 1.25 Freight Class: 300 Product Weight (lbs.): 18 Cubic Feet Per Carton: 9.75	<b>Sidero</b> Upholstered Seat and Back. Use with beam.		1	2	3	4	5	6	7	8	9	10	11	12
			<b>6931</b>	668	718	757	814	893	931	1004	1120	1210	1309	1514	1729
			OVERALL DIMENSIONS			SEAT DIMENSIONS			BACK DIMENSIONS						
			W	D	H	W	D	H	W	H					
			21	23.5	19	19.5	18	-	19	15.5					
			RTA 00												
	<b>Armless Seat Unit</b> COM Yardage: N/A Freight Class: 250 Product Weight (lbs.): 12 Cubic Feet Per Carton: 3.25 (2 per carton)	<b>Sonic</b> Polypropylene Seat and Back. Use with Beam.		1	2	3	4	5	6	7	8	9	10	11	12
			<b>6501</b>	\$441	-	-	-	-	-	-	-	-	-	-	-
			OVERALL DIMENSIONS			SEAT DIMENSIONS			BACK DIMENSIONS						
			W	D	H	W	D	H	W	H					
			20	21.5	17	17	16	-	17	15					
			RTA 00   FedEx   ups												
	<b>Armless Seat Unit</b> COM Yardage: 0.75 Freight Class: 250 Product Weight (lbs.): 12 Cubic Feet Per Carton: 3.25 (2 per carton)	<b>Sonic</b> Upholstered Seat and Polypropylene Back. Use with Beam.		1	2	3	4	5	6	7	8	9	10	11	12
			<b>6502</b>	\$497	\$528	\$547	\$581	\$629	\$643	\$685	\$762	\$800	\$871	\$969	\$1093
			OVERALL DIMENSIONS			SEAT DIMENSIONS			BACK DIMENSIONS						
			W	D	H	W	D	H	W	H					
			20	22	17	17	16	-	17	15					
			RTA 00   FedEx   ups												
	<b>Armless Seat Unit</b> COM Yardage: 0.75 Freight Class: 150 Product Weight (lbs.): 13 Cubic Feet Per Carton: 3.25 (2 per carton)	<b>Sonic</b> Upholstered Seat and Back. Use with Beam.		1	2	3	4	5	6	7	8	9	10	11	12
			<b>6503</b>	\$550	\$579	\$600	\$634	\$680	\$697	\$736	\$815	\$853	\$924	\$1024	\$1144
			OVERALL DIMENSIONS			SEAT DIMENSIONS			BACK DIMENSIONS						
			W	D	H	W	D	H	W	H					
			20	22	17	17	16	-	17	15					
			RTA 00   FedEx   ups												

DESCRIPTION	FEATURES	MODEL#	STANDARD TEXTILE GRADES													
	<b>Seat Unit w/Arms</b> COM Yardage: N/A Freight Class: 150 Product Weight (lbs.): 13 Cubic Feet Per Carton: 3.25 (2 per carton)	<b>Sonic</b> Polypropylene Seat. Use with Beam.														
			OVERALL DIMENSIONS			SEAT DIMENSIONS			BACK DIMENSIONS							
			W	D	H	W	D	H	W	H						
			23	21.5	17	17	16	-	17	15						

DESCRIPTION	FEATURES	MODEL#	STANDARD TEXTILE GRADES												
	<b>Seat Unit w/Arms</b> COM Yardage: 1 Freight Class: 250 Product Weight (lbs.): 21 Cubic Feet Per Carton: 9.75	<b>Vion</b> Upholstered Seat and Mesh Back. Use with beam.		1	2	3	4	5	6	7	8	9	10	11	12
			6342	\$777	\$817	\$849	\$894	\$957	\$986	\$1046	\$1138	\$1208	\$1288	\$1452	\$1627
			OVERALL DIMENSIONS			SEAT DIMENSIONS			BACK DIMENSIONS						
			W	D	H	W	D	H	W	H					
			25.5	23.5	20.5	17.5	18	-	19	17					
			RTA 00												
	<b>Seat Unit w/Arms</b> COM Yardage: 1 Freight Class: 250 Product Weight (lbs.): 21 Cubic Feet Per Carton: 9.75	<b>Vion</b> Upholstered Seat and Back. Use with beam.		1	2	3	4	5	6	7	8	9	10	11	12
			6343	\$899	\$948	\$987	\$1043	\$1123	\$1159	\$1233	\$1348	\$1437	\$1537	\$1742	\$1959
			OVERALL DIMENSIONS			SEAT DIMENSIONS			BACK DIMENSIONS						
			W	D	H	W	D	H	W	H					
			25.5	23.5	20.5	17.5	18	-	19	17					
			RTA 00												

CAPRICE™



model 3365 (TUN)



model 3365C (TUN)

STANDARD FEATURES

- Modern light scale guest seating.
- Durable molded armcaps in Black Only.
- Frame is standard in a Tungsten colored finish (TUN).
- Standard with Black “bullet style” glides.
- Non-castered models can be joined together using ganging clamp model 6522.
- C1 dual wheel carpet casters are standard on models3365C.
- Does not stack.
- Check textile availability prior to specifying upholstery material.

Frame finish

- (TBL) Black
- (TCC) Cactus
- (TDJ) Dijon
- (TEG) Eggplant
- (TFR) Frost
- (TIV) Cloud
- (TLA) Latte
- (TNE) Nevada
- (TSN) Sand
- (TTU) Tungsten
- (BCH) Brushed Chrome. Add \$227
- (CHM) Chrome. Upcharge varies. Please Specify.
- (TBZ) Buzz Blue
- (TCR) Carrot
- (TDW) Designer White
- (TFO) Fog
- (TIN) Ink
- (TKA) Kalua
- (TOA) Toast
- (TSH) Shadow
- (TSR) Scarlet
- A Chrome (CHM) finish is also available. Add \$81 for side chairs. Add \$135 for counter and bar stools.

OPTIONAL FEATURES

- Optional steel cushioned glides (B) are available. Add \$31. Please specify.
- For hard surface flooring casters, specify C9R. Add \$72.

DESCRIPTION

FEATURES

MODEL#

STANDARD TEXTILE GRADES



**Armchair** 4 Legged  
COM Yardage: 1.25  
Freight Class: 300  
Product Weight (lbs.): 22  
Cubic Feet Per Carton: 14.5

Does not stack.

	1	2	3	4	5	6	7	8	9	10	11	12
3365	\$890	\$937	\$977	\$1030	\$1104	\$1133	\$1202	\$1328	\$1391	\$1506	\$1666	\$1864

OVERALL DIMENSIONS

W D H

SEAT DIMENSIONS

W D H

BACK DIMENSIONS

W H

25	24	31.5	19.5	19.5	18.5	18	13
----	----	------	------	------	------	----	----

RTA 00



**Armchair** 4 Legged w/casters  
COM Yardage: 1.25  
Freight Class: 300  
Product Weight (lbs.): 23  
Cubic Feet Per Carton: 14.5

Does not stack.

	1	2	3	4	5	6	7	8	9	10	11	12
3365C	\$1035	\$1083	\$1121	\$1177	\$1250	\$1280	\$1349	\$1478	\$1540	\$1660	\$1822	\$2026

OVERALL DIMENSIONS

W D H

SEAT DIMENSIONS

W D H

BACK DIMENSIONS

W H

25	23.5	32.5	19.5	18.5	18	18	14.5
----	------	------	------	------	----	----	------

RTA 00



**Barstool** - 4 Legged  
COM Yardage: 1.25  
Freight Class: 300  
Product Weight (lbs.): 32  
Cubic Feet Per Carton: 20

Does not stack.

	1	2	3	4	5	6	7	8	9	10	11	12
3369	\$1125	\$1173	\$1211	\$1267	\$1343	\$1371	\$1439	\$1568	\$1629	\$1750	\$1911	\$2116

OVERALL DIMENSIONS

W D H

SEAT DIMENSIONS

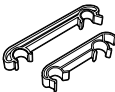
W D H

BACK DIMENSIONS

W H

25	26.5	45.5	19.5	19.5	30.5	18	13
----	------	------	------	------	------	----	----

RTA 00

DESCRIPTION	FEATURES	MODEL#	STANDARD TEXTILE GRADES											
			1	2	3	4	5	6	7	8	9	10	11	12
		6522	\$35	-	-	-	-	-	-	-	-	-	-	-
		OVERALL DIMENSIONS			SEAT DIMENSIONS			BACK DIMENSIONS						
		W	D	H	W	D	H	W	H					
<b>Ganging Brackets</b> COM Yardage: N/A Freight Class: 70 Product Weight (lbs.): 0.16 Cubic Feet Per Carton: 1 (25 per Carton)		00.87	7.75	1.5	-	-	-	-	-					
		RTA 00												

## CHAP™



**Wood Back Armchair**  
model 1010



**Upholstered Back Armchair**  
model 1015



**Upholstered Round Back**  
Armchair model 1004



**Wood Round Back Armchair**  
model 1005




**Underseat panel (USP)**

## STANDARD FEATURES






- Chap offers mid-century modern styling in a finely crafted beechwood armchair series.
- Straight and round back models have upholstered seats with upholstered or open wood frame backs.
- Straight back models are available with exposed wood or upholstered front seat rails
- For reorders of discontinued models 1002 and 1003, use models 1004 and 1005 with 18" reduced seat depth.
- Custom stain matching is not available on models 1004 and 1005.
- Chairs are standard with a black liner under seat cushion. An underseat panel (USP) is available which conceals seat structure. It is covered with a coated textile and secured with tamperproof fasteners.
- For graded pricing, select model base price. Add graded textile upcharges for seat or for upholstered back models, both seat and back.
- The Blended Textile matrix does not apply to this series.
- Upholstery options include fabric, coated textiles and leather.
- Chap series is covered under Global's Limited Lifetime warranty, for single shift use.
- For multi-shift environments, and coverage under Globalcare's 24/7 warranty, Ultracell foam - 24/7 warranty (UC) must be selected.
- Textiles with a minimum of 100,000 double rubs must be specified to meet Global's 24/7 warranty coverage. For healthcare textiles, visit the website at [globalfurnituregroup.com](http://globalfurnituregroup.com).
- Does not stack.
- Custom stain matching is not available on round back models.

Please add option codes in the following order:

- **Model number**  
Specify model number
- **Back textile**  
Specify textile code
- **Seat textile**  
Specify textile code
- **Frame finish** (Round back models)  
1004 and 1005 available in select finishes (\*).  
(AAM) Absolute\*  
(BKM) Black\*  
(ACM) Cherry\*  
(EOM) English Oak  
(ECM) Espresso Cafe\*  
(TFM) Fruitwood  
(HGM) Gray  
(AHM) Honey  
(TMM) Mahogany\*  
(AVM) Maple  
(MWM) Medium Walnut\*  
(NLW) Natural Walnut  
(ASM) Night\*  
(NBM) Noce Biondo  
(NGM) Noce Grigio  
(NEM) Noce Leggero  
(NMM) Noce Medio\*  
(SKM) Shaker Cherry\*  
(TWM) Walnut\*  
(WTM) WC Cream\*  
(WHM) White\*  
(WCM) Winter Cherry
- **Glides**  
(XG) No Glide for Carpeted Surfaces.  
(NM) White Non-marking Nylon Glide for most floor surfaces.  
(SG) Steel Cushioned Glide for carpeted surfaces. Add \$34  
(FG) Felt Glide for most hard floor surfaces. Add \$34  
(RG) Rubber Non-slip Glide for most hard floor surfaces. Add \$34
- **Sealed Seams** (on approved coated textiles)  
(NS) No sealed seams  
(SSS) Sealed seat seams. Add \$63
- **Moisture barrier** (seat only, not available with sealed seams)  
(NB) No moisture barrier. No upcharge  
(MB) Moisture barrier. Add \$107.
- **Seat foam**  
(SF) Standard foam  
(UC) Ultracell foam - 24/7 warranty
- **Seat underside**  
(USL) Under seat liner  
(USP) Under seat panel. Add \$79

DESCRIPTION	FEATURES	MODEL#	STANDARD TEXTILE GRADES											
		1/COM	2	3	4	5	6	7	8	9	10	11	12	
	<p>Does not stack.</p> <p>Active weight 350 lbs.</p> <p>Ergonomic Features</p> <p>M, N</p>	1010	\$1307	\$1339	\$1364	\$1401	\$1453	\$1475	\$1520	\$1591	\$1644	\$1702	\$1823	\$1950
		OVERALL DIMENSIONS			SEAT DIMENSIONS			BACK DIMENSIONS						
		W	D	H	W	D	H	W	H					
25.5		25	31	21	20	18	20.5	13.5						
RTA 00														



DESCRIPTION	FEATURES	MODEL#	STANDARD TEXTILE GRADES											
	<b>1011</b>  Base Price: Seat upcharge: Back upcharge:	1/COM	2	3	4	5	6	7	8	9	10	11	12	
		\$1315												
		<b>+0</b>	<b>\$24</b>	<b>\$43</b>	<b>\$71</b>	<b>\$110</b>	<b>\$126</b>	<b>\$160</b>	<b>\$213</b>	<b>\$253</b>	<b>\$297</b>	<b>\$387</b>	<b>\$483</b>	
		<b>+0</b>	<b>\$24</b>	<b>\$43</b>	<b>\$71</b>	<b>\$110</b>	<b>\$126</b>	<b>\$160</b>	<b>\$213</b>	<b>\$253</b>	<b>\$297</b>	<b>\$387</b>	<b>\$483</b>	
		<b>OVERALL DIMENSIONS</b>			<b>SEAT DIMENSIONS</b>			<b>BACK DIMENSIONS</b>						
<b>Upholstered Back Armchair w/ Upholstered Seat Front</b> COM Yardage: Back: .75; Seat: .75 Freight Class: 250 Product Weight (lbs.): 33 Cubic Feet Per Carton: 15.75	Does not stack. Active weight 350 lbs. Ergonomic Features M, N	<b>W</b>	<b>D</b>	<b>H</b>	<b>W</b>	<b>D</b>	<b>H</b>	<b>W</b>	<b>H</b>					
		25.5	25	31.5	21	20	18	20.5	13.5					
		<b>RTA 00</b>												
	<b>1014</b>	1/COM	2	3	4	5	6	7	8	9	10	11	12	
		\$1307	\$1339	\$1364	\$1401	\$1453	\$1475	\$1520	\$1591	\$1644	\$1702	\$1823	\$1950	
		<b>OVERALL DIMENSIONS</b>			<b>SEAT DIMENSIONS</b>			<b>BACK DIMENSIONS</b>						
		<b>W</b>	<b>D</b>	<b>H</b>	<b>W</b>	<b>D</b>	<b>H</b>	<b>W</b>	<b>H</b>					
		25.5	25	31	21	20	18	20.5	13.5					
<b>Wood Back Armchair w/ Wood Front Rail</b> COM Yardage: 1 Freight Class: 250 Product Weight (lbs.): 33 Cubic Feet Per Carton: 15.75	Does not stack. Active weight 350 lbs. Ergonomic Features M, N	<b>RTA 00</b>												
	<b>1015</b>  Base Price: Seat upcharge: Back upcharge:	1/COM	2	3	4	5	6	7	8	9	10	11	12	
		\$1315												
		<b>+0</b>	<b>\$24</b>	<b>\$43</b>	<b>\$71</b>	<b>\$110</b>	<b>\$126</b>	<b>\$160</b>	<b>\$213</b>	<b>\$253</b>	<b>\$297</b>	<b>\$387</b>	<b>\$483</b>	
		<b>+0</b>	<b>\$24</b>	<b>\$43</b>	<b>\$71</b>	<b>\$110</b>	<b>\$126</b>	<b>\$160</b>	<b>\$213</b>	<b>\$253</b>	<b>\$297</b>	<b>\$387</b>	<b>\$483</b>	
		<b>OVERALL DIMENSIONS</b>			<b>SEAT DIMENSIONS</b>			<b>BACK DIMENSIONS</b>						
<b>Upholstered Back Armchair w/ Wood Front Rail</b> COM Yardage: Back: .75; Seat: .75 Freight Class: 250 Product Weight (lbs.): 33 Cubic Feet Per Carton: 15.75	Does not stack. Active weight 350 lbs. Ergonomic Features M, N	<b>W</b>	<b>D</b>	<b>H</b>	<b>W</b>	<b>D</b>	<b>H</b>	<b>W</b>	<b>H</b>					
		25.5	25	31.5	21	20	18	20.5	13.5					
		<b>RTA 00</b>												
	<b>1004</b>  Base Price: Seat upcharge: Back upcharge:	1/COM	2	3	4	5	6	7	8	9	10	11	12	
		\$1488												
		<b>+0</b>	<b>\$24</b>	<b>\$43</b>	<b>\$71</b>	<b>\$110</b>	<b>\$126</b>	<b>\$160</b>	<b>\$213</b>	<b>\$253</b>	<b>\$297</b>	<b>\$387</b>	<b>\$483</b>	
		<b>+0</b>	<b>\$24</b>	<b>\$43</b>	<b>\$71</b>	<b>\$110</b>	<b>\$126</b>	<b>\$160</b>	<b>\$213</b>	<b>\$253</b>	<b>\$297</b>	<b>\$387</b>	<b>\$483</b>	
		<b>OVERALL DIMENSIONS</b>			<b>SEAT DIMENSIONS</b>			<b>BACK DIMENSIONS</b>						
<b>Upholstered Roundack Armchair w/ Upholstered Seat Front</b> COM Yardage: Back: .75 ; Seat: .75 Freight Class: 300 Product Weight (lbs.): 26 Cubic Feet Per Carton: 13.25	Does not stack. Active weight 350 lbs. Ergonomic Features M, N	<b>W</b>	<b>D</b>	<b>H</b>	<b>W</b>	<b>D</b>	<b>H</b>	<b>W</b>	<b>H</b>					
		24.5	22.5	30	22	18	18	20	12.5					
		<b>RTA 00</b>												
	<b>1005</b>	1/COM	2	3	4	5	6	7	8	9	10	11	12	
		\$1310	\$1342	\$1367	\$1404	\$1456	\$1478	\$213	\$1594	\$1647	\$1705	\$1826	\$1953	
		<b>OVERALL DIMENSIONS</b>			<b>SEAT DIMENSIONS</b>			<b>BACK DIMENSIONS</b>						
		<b>W</b>	<b>D</b>	<b>H</b>	<b>W</b>	<b>D</b>	<b>H</b>	<b>W</b>	<b>H</b>					
		24.5	22.5	30	22	18	18	20	12.5					
<b>Round Wood Back Armchair w/ Upholstered Seat Front</b> COM Yardage: 1 Freight Class: 300 Product Weight (lbs.): 25 Cubic Feet Per Carton: 13.25	Does not stack. Active weight 350 lbs. Ergonomic Features M, N	<b>RTA 00</b>												

COMET™



model 2171 (BK)      model 2172 (TUN)




model 2174 (TUN)      model 2183 (BK)

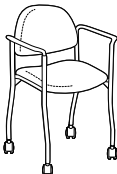
STANDARD FEATURES


- Reinforced models incorporate welded corner gussets for additional strength and support.
- Heavy Duty models 2173 and 2174 use Ultracell seat foam for lasting comfort.
- Models 2171 and 2172 stack 5 high on floor or 8 high on dolly 2125WS for easy storage.
- **WS** models have a wall saver frame design.
- Models with corner gussets are not recommended for stacking due to their heavy duty design.
- Stacked chairs may leave frame impressions in chair(s) below.
- Two ganging plates are packed at no charge with each table to attach to two chairs only. Order separately for additional chair-to-chair ganging.
- All Specifications and Pricing are for 1 chair.

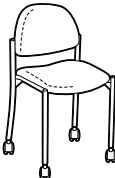
OPTIONAL FEATURES

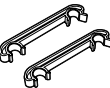

- Optional steel cushioned glides (**B**) are available on models 2171, 2172, 2173, 2174, 2183, and 2184. Add \$34. Please specify.
- **Frame finish**  
Please Specify.  
(**TBL**) Black                      (**TBZ**) Buzz Blue  
(**TCC**) Cactus                    (**TCR**) Carrot  
(**TDJ**) Dijon                    (**TDW**) Designer White  
(**TEG**) Eggplant                (**TFO**) Fog  
(**TFR**) Frost                    (**TIN**) Ink  
(**TIV**) Cloud                    (**TKA**) Kalua  
(**TLA**) Latte                    (**TMO**) Mocha  
(**TOA**) Toast                    (**TNE**) Nevada  
(**TSH**) Shadow                (**TSN**) Sand  
(**TSR**) Scarlet                (**TTU**) Tungsten  
Plated finish - Add \$22:  
(**CHM**) Chrome
- Check textile availability prior to specifying upholstery material.

DESCRIPTION	FEATURES	MODEL#	STANDARD TEXTILE GRADES												
	<b>Nesting Chair</b> COM Yardage: 1 Freight Class: 250 Product Weight (lbs.):15.33 Cubic Feet Per Carton: 3.92 (3 per carton)		1	2	3	4	5	6	7	8	9	10	11	12	
			2171WS	\$412	\$455	\$482	\$527	\$590	\$609	\$666	\$767	\$817	\$915	\$1045	\$1208
			OVERALL DIMENSIONS			SEAT DIMENSIONS			BACK DIMENSIONS						
			W	D	H	W	D	H	W	H					
			23	23	32.5	18	17	18.5	17.5	15					
			RTA 00	FedEx			ups								

	<b>Reinforced Armchair w/casters</b> COM Yardage: 1 Freight Class: 250 Product Weight (lbs.): 46 Cubic Feet Per Carton:11.75 (1 per carton)		1	2	3	4	5	6	7	8	9	10	11	12	
			2171C	\$537	\$575	\$603	\$643	\$702	\$724	\$774	\$872	\$915	\$1008	\$1127	\$1281
			OVERALL DIMENSIONS			SEAT DIMENSIONS			BACK DIMENSIONS						
			W	D	H	W	D	H	W	H					
			23	22	32.5	18	17.5	18.5	17	14					
			RTA 00	FedEx			ups								

	<b>Armless Stacking Chair</b> COM Yardage: 1 Freight Class: 250 Product Weight (lbs.):14.33 Cubic Feet Per Carton:3.83 (3 per carton)		1	2	3	4	5	6	7	8	9	10	11	12	
			2172WS	\$327	\$370	\$397	\$442	\$502	\$525	\$582	\$684	\$732	\$830	\$960	\$1120
			OVERALL DIMENSIONS			SEAT DIMENSIONS			BACK DIMENSIONS						
			W	D	H	W	D	H	W	H					
			19	23	32.5	18	17.5	18.5	17.5	14					
			RTA 00	FedEx			ups								

DESCRIPTION	FEATURES	MODEL#	STANDARD TEXTILE GRADES												
	<b>Reinforced Armless Chair</b> w/casters COM Yardage: 1 Freight Class: 250 Product Weight (lbs.): 14.33 Cubic Feet Per Carton: 4.5 (3 per carton)		Does not stack. Ergonomic Features: M, N												
				OVERALL DIMENSIONS			SEAT DIMENSIONS			BACK DIMENSIONS					
				W	D	H	W	D	H	W	H				

DESCRIPTION		FEATURES	MODEL#	STANDARD TEXTILE GRADES											
				1	2	3	4	5	6	7	8	9	10	11	12
			2180	\$35	-	-	-	-	-	-	-	-	-	-	-
		<b>Reinforced Armchair</b> Square Back COM Yardage: N/A Freight Class: 70 Product Weight (lbs.): 0.2 Cubic Feet Per Carton: 0.04	OVERALL DIMENSIONS			SEAT DIMENSIONS			BACK DIMENSIONS						
				W	D	H	W	D	H	W	H				
			00.87	7.75	1.5	-	-	-	-	-					
			RTA 00	FedEx		ups									

	1	2	3	4	5	6	7	8	9	10	11	12			
2183	\$428	\$468	\$495	\$538	\$599	\$625	\$674	\$779	\$828	\$922	\$1048	\$1209			
				OVERALL DIMENSIONS			SEAT DIMENSIONS			BACK DIMENSIONS					
				W	D	H	W	D	H	W	H				
				23	20	32	18	17.5	18.5	18	13.5				
			RTA 00	FedEx		ups									

	1	2	3	4	5	6	7	8	9	10	11	12			
2184	\$337	\$375	\$404	\$447	\$508	\$530	\$585	\$684	\$732	\$827	\$954	\$1113			
				OVERALL DIMENSIONS			SEAT DIMENSIONS			BACK DIMENSIONS					
				W	D	H	W	D	H	W	H				
				19.5	20	32	18	17.5	18.5	18	13.5				
			RTA 00	FedEx		ups									

DIPLOMAT






model 2105

STANDARD FEATURES

- A contoured seat and back are accented by wood arms providing comfort and classic styling.
- For complementary task chairs see page 42.
- Models 2105 and 2108 can be joined together using model 6526 ganging clamp.
- Does not stack.
- When upholstered in Leather, models will be in all Leather.
- Check textile availability prior to specifying upholstery material.

OPTIONAL FEATURES

- Frames are standard in a Black (**TBL**), Tungsten (**TTU**), or (**TSH**) Shadow frame finish at no upcharge and Chrome (**CHM**) frame finish, please add \$64.
- Wood capped arms are available in Absolute (**AAM**), Black (**BKM**), Cherry (**ACM**), Espresso Cafe (**ECM**), English Oak (**EOM**), Fruitwood (**TFM**), Gray (**HGM**), Honey (**AHM**), Mahogany (**TMM**), Maple (**AVM**), Medium Walnut (**MWM**), Natural Walnut (**NLW**), Night (**ASM**), Noce Biondo (**NBM**), Noce Grigio (**NGM**), Noce Leggero (**NEM**), Noce Medio (**NMM**), Shaker Cherry (**SKM**), Walnut (**TWM**), WC Cream (**WTM**), White (**WHM**) and Winter Cherry (**WCM**). Please Specify. Genuine maple faced veneers and solids are used.
- Optional steel cushioned glides (**B**) on model 2105. Add \$31. Please specify.

DESCRIPTION	FEATURES	MODEL#	STANDARD TEXTILE GRADES											
	<p><b>Armchair</b> Wood caps arms COM Yardage: 1.25 Freight Class: 250 Product Weight (lbs.): 25 Cubic Feet Per Carton: 11.75</p> <p>Does not stack.</p> <p>Ergonomic Features: M, N</p>		1	2	3	4	5	6	7	8	9	10	11	12
		2105	\$756	\$803	\$839	\$889	\$964	\$991	\$1053	\$1178	\$1238	\$1350	\$1508	\$1700
		OVERALL DIMENSIONS			SEAT DIMENSIONS			BACK DIMENSIONS						
		W	D	H	W	D	H	W	H					
			24	22	34.5	20.5	17	18.5	20.5	16				
			RTA 00 FedEx ups											
	<p><b>Armless Side Chair</b> COM Yardage: 1.25 Freight Class: 300 Product Weight (lbs.): 22 Cubic Feet Per Carton: 11.75</p> <p>Does not stack.</p> <p>Ergonomic Features: M, N</p>		1	2	3	4	5	6	7	8	9	10	11	12
		2108	\$536	\$583	\$620	\$676	\$752	\$781	\$850	\$979	\$1042	\$1161	\$1323	\$1527
		OVERALL DIMENSIONS			SEAT DIMENSIONS			BACK DIMENSIONS						
		W	D	H	W	D	H	W	H					
			21.5	22	34.5	20.5	17	18.5	20.5	16				
			RTA 00											
	<p><b>Armless Barstool</b> COM Yardage: 1.25 Freight Class: 250 Product Weight (lbs.): 30 Cubic Feet Per Carton: 14.75</p> <p>Does not stack.</p> <p>Ergonomic Features: M, N</p>		1	2	3	4	5	6	7	8	9	10	11	12
		2109	\$773	\$820	\$859	\$913	\$991	\$1018	\$1088	\$1217	\$1278	\$1398	\$1560	\$1763
		OVERALL DIMENSIONS			SEAT DIMENSIONS			BACK DIMENSIONS						
		W	D	H	W	D	H	W	H					
			21	23.5	44.5	20	17	28	20.5	17.5				
			RTA 00											

## DUET™



model 6620



model 6621G



model 6627



model 6623TR



model 6632



model 6721PB



model 6720



model 6692 (2 units) on 6500S2 (Beam)

## STANDARD FEATURES










- Unique high density seating that is both comfortable and durable.
- Tablet arms are extremely rugged and meets ANSI-BIFMA testing requirements. Tablet hinges up to allow ease of egress. Tablet slides forward and back to accommodate any body size comfortably. Tablet models do not stack.
- Standard tablet (**D8**) size is 18"D x 14 1/2"W and is made of black polymer. Tablets are attached at the left or right (as seated). Tablet arms are not available on stools. Tablet models do not stack.
- All sled-base models have a wall saver frame design with rear legs contacting the wall first leaving clearance between the seat back and wall.
- Armless "G" models feature a patented interlocking feature that allows chairs to be ganged together in rows.
- Model 6626 ganging clamp set is available for use on all armchairs and standard armless models. These brackets snap on the front and rear of the sled base allowing these models to connect together in rows. In Black finish only.
- Clear polycarbonate glides (**CG**) are standard and suitable for carpet, rubber or concrete flooring.
- Weight capacity for this series is 300 lbs.
- Dual wheel carpet casters (**C1**) are standard on task chairs.
- Duet beam seating consists of upper seat units (models 6690, 6691, 6692, 6693, 6697 and 6698) including mounting brackets and all hardware necessary for attachment to beam.
- For all beam components, tables and a complete list of available upper seat units, see Beam Seating series.
- **Specifications and pricing are for 1 chair.**
- Pedestal base models provide fixed location seating for use in auditoriums, classrooms, jury boxes, public venues and more. The base must be mounted to the floor (mounting hardware not included). See Pedestal Base Installation Guide for details.
- Check textile availability prior to specifying upholstery material.

## OPTIONAL FEATURES



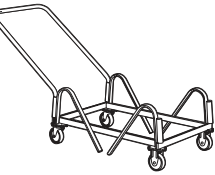


- Polypropylene seats, backs and coordinating arms are available in 14 designer colors. Choose from Buzz Blue (**BZB**), Cactus (**CCT**), Carrot (**CRO**), Cloud (**IVC**), Dijon (**DJN**), Eggplant (**EGP**), Fog (**FOG**), Frost (**FRO**), Ink (**INK**), Latte (**LAB**), Night (**BLK**), Sand (**SND**), Scarlet (**SAR**), and Shadow (**SHW**).
- An optional 18.5"D x 18.5"W high pressure laminate writing tablet is available. The core is hardwood veneer plywood with radiused edge finished in clear lacquer. This writing tablet is offered in the following finishes: Black (**BLK**), Clear Maple (**CMB**), Designer White (**DWT**) and Noce Grigio (**NGL**). Please specify. Add \$64.
- Chairs will have additional stitch details when upholstered in vinyl.
- A selection of glide options is available. Glide must be chosen to best suit flooring type and site conditions.
- Chrome frame is optionally available without glides (**WS**) and is suitable for rubberized and carpeted floors, please specify. No upcharge
- Glides with felt pads (**FG**) are available for vinyl sheet, cork or laminate flooring, please specify. Add \$34
- Glides with rubber pads (**RG**) are available for vinyl, hardwood, laminate, stone or ceramic flooring, please specify. Add \$34.
- Glides with stainless steel pads (**SG**) are available for carpet or rubber flooring, please specify. Add \$34.
- For task base models, hard surface flooring casters are available. Specify (**C9R**). Add \$72.
- Pedestal base models have black base with 2" height adjustable cylinders. Specify (**SH**) swivel, auto return to max height (no upcharge); (**SN**) non-swivel, auto return to max height (Add \$21); or, (**SC**) swivel, self-centering and return to max height (add \$33).

	Duet Chairs Stacking Capability		Duet Stools Stacking Capability	
	Stacking on floor	Stacking on dolly #6624	Stacking on floor	Stacking on dolly
<b>Armless</b>				
Polypropylene seat & back	up to 12 high	up to 40* high	up to 12 high	N/A
Polypropylene back & upholstered seat	up to 5 high	up to 12 high	up to 5 high	N/A
Upholstered seat & back	up to 5 high	up to 12 high	up to 5 high	N/A
<b>With Arms</b>				
Polypropylene seat & back	up to 5 high	up to 24 high	up to 5 high	N/A
Polypropylene back & upholstered seat	up to 5 high	up to 12 high	up to 5 high	N/A
Upholstered seat & back	up to 5 high	up to 12 high	up to 5 high	N/A

\* THROUGH 80" DOORWAY, STACKS 36 HIGH



DESCRIPTION	FEATURES	MODEL#	STANDARD TEXTILE GRADES												
	<b>ArmChair</b> COM Yardage: N/A Freight Class: 150 Product Weight (lbs.):19 Cubic Feet Per Carton: 4.63 (4 per carton)		1	2	3	4	5	6	7	8	9	10	11	12	
		6620	\$368	-	-	-	-	-	-	-	-	-	-	-	-
		OVERALL DIMENSIONS			SEAT DIMENSIONS			BACK DIMENSIONS							
		W	D	H	W	D	H	W	H						
		25.5	22.75	33.25	18	17.5	16.5	18	16						
		RTA 00													
 	<b>Armless Chair</b> COM Yardage: N/A Freight Class: 150 Product Weight (lbs.): 20.5 Cubic Feet Per Carton: 3.5(4 per carton)		1	2	3	4	5	6	7	8	9	10	11	12	
		6621	\$261	-	-	-	-	-	-	-	-	-	-	-	-
		6621G Ganging	\$277	-	-	-	-	-	-	-	-	-	-	-	-
		OVERALL DIMENSIONS			SEAT DIMENSIONS			BACK DIMENSIONS							
		W	D	H	W	D	H	W	H						
20.75	22.75	33.25	18	17.5	17	18	16								
		RTA 00	FedEx 												
	<b>Armless Chair w/Back pack rack</b> COM Yardage: N/A Freight Class: 250 Product Weight (lbs.): 25 Cubic Feet Per Carton: 11.25 (1 per carton)		1	2	3	4	5	6	7	8	9	10	11	12	
		6621P	\$435	-	-	-	-	-	-	-	-	-	-	-	-
		OVERALL DIMENSIONS			SEAT DIMENSIONS			BACK DIMENSIONS							
		W	D	H	W	D	H	W	H						
		20.75	22.75	33.25	18	17.5	16.5	18	16						
		RTA 00	FedEx 												
	<b>Armchair</b> COM Yardage: 0.75 Freight Class: 150 Product Weight (lbs.): 25 Cubic Feet Per Carton: 5.56 (4 per carton)		1	2	3	4	5	6	7	8	9	10	11	12	
		6622	\$476	\$514	\$543	\$584	\$643	\$663	\$715	\$815	\$863	\$953	\$1078	\$1232	
		OVERALL DIMENSIONS			SEAT DIMENSIONS			BACK DIMENSIONS							
		W	D	H	W	D	H	W	H						
		25.5	23	33.25	18	17.5	17	18	16						
		RTA 00													
 	<b>Armless Chair</b> COM Yardage: 0.75 Freight Class: 150 Product Weight (lbs.): 21 Cubic Feet Per Carton: 4.63 (4 per carton)		1	2	3	4	5	6	7	8	9	10	11	12	
		6623	\$362	\$400	\$429	\$470	\$529	\$549	\$601	\$701	\$749	\$839	\$964	\$1118	
		6623G Ganging	\$389	\$427	\$456	\$497	\$556	\$576	\$628	\$728	\$776	\$866	\$991	\$1145	
		OVERALL DIMENSIONS			SEAT DIMENSIONS			BACK DIMENSIONS							
		W	D	H	W	D	H	W	H						
20.5	23	33.25	18	17.5	17	18	16								
		RTA 00													













DESCRIPTION	FEATURES	MODEL#	STANDARD TEXTILE GRADES												
	<b>Armless Chair</b> w/Back pack rack COM Yardage: 0.75 Freight Class: 250 Product Weight (lbs.): 28 Cubic Feet Per Carton: 11.25 (1 per carton)	Upholstered Seat. Does not stack.		1	2	3	4	5	6	7	8	9	10	11	12
			<b>6623P</b>	\$539	\$579	\$609	\$652	\$714	\$737	\$792	\$893	\$943	\$1041	\$1169	\$1332
			OVERALL DIMENSIONS			SEAT DIMENSIONS			BACK DIMENSIONS						
			W	D	H	W	D	H	W	H					
			20.5	23	33.25	18	17.5	17	18	16					
			RTA 00												
	<b>Armless Chair</b> w/Tablet COM Yardage: 1 Freight Class: 250 Product Weight (lbs.): 29 Cubic Feet Per Carton: 16 (2 per carton)	Upholstered Seat. Does not stack.		1	2	3	4	5	6	7	8	9	10	11	12
			<b>6623TR</b> <b>6623TL</b>	\$759	\$803	\$833	\$879	\$944	\$967	\$1026	\$1136	\$1190	\$1292	\$1432	\$1608
			OVERALL DIMENSIONS			SEAT DIMENSIONS			BACK DIMENSIONS						
			W	D	H	W	D	H	W	H					
			24.5	27.75	33.25	18	17.5	17	18	15.5					
			RTA 00												
	<b>Dolly</b> COM Yardage: N/A Freight Class: 150 Product Weight (lbs.): 40 Cubic Feet Per Carton: 9.5 (1 per carton)			1	2	3	4	5	6	7	8	9	10	11	12
			<b>6624</b>	\$772	-	-	-	-	-	-	-	-	-	-	-
			OVERALL DIMENSIONS			SEAT DIMENSIONS			BACK DIMENSIONS						
			W	D	H	W	D	H	W	H					
			22.5	51	38.25	-	-	-	-	-					
			RTA 1      FedEx      UPS												
	<b>Ganging Clamp Set - 2 Clamps</b> COM Yardage: N/A Freight Class: 70 Product Weight (lbs.): 0.3 Cubic Feet Per Carton: 0.01 (1 set per carton)			1	2	3	4	5	6	7	8	9	10	11	12
			<b>6626</b>	\$30	-	-	-	-	-	-	-	-	-	-	-
			OVERALL DIMENSIONS			SEAT DIMENSIONS			BACK DIMENSIONS						
			W	D	H	W	D	H	W	H					
			1	6.5	00.75	-	-	-	-	-					
			RTA 00      FedEx      UPS												
	<b>Armchair</b> COM Yardage: 0.75 Freight Class: 150 Product Weight (lbs.): 27 Cubic Feet Per Carton: 5.56 (4 per carton)	Upholstered Seat and Back. Stacks 5 high on floor. Stacks 12 high on dolly.		1	2	3	4	5	6	7	8	9	10	11	12
			<b>6627</b>	\$525	\$592	\$623	\$663	\$729	\$747	\$802	\$906	\$955	\$1051	\$1182	\$1347
			OVERALL DIMENSIONS			SEAT DIMENSIONS			BACK DIMENSIONS						
			W	D	H	W	D	H	W	H					
			25.5	23	33.25	18	17.5	17	18	16					
			RTA 00												


# MULTI-PURPOSE


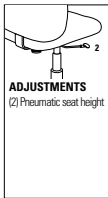

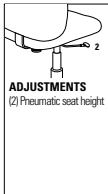

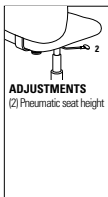

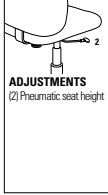

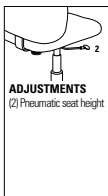
DUET™ D


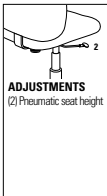

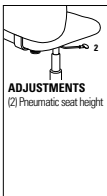

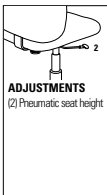

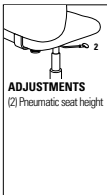

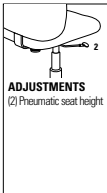
DESCRIPTION		FEATURES	MODEL#	STANDARD TEXTILE GRADES											
 6628	 6628G	Armless Chair COM Yardage: 0.75 Freight Class: 150 Product Weight (lbs.): 23 Cubic Feet Per Carton: 4.63 (4 per carton)	Upholstered Seat and Back. Stacks 5 high on floor. Stacks 12 high on dolly.												

DESCRIPTION	FEATURES	MODEL#	STANDARD TEXTILE GRADES												
	<b>Armless Barstool</b> COM Yardage: 0.75 Freight Class: 250 Product Weight (lbs.): 30 Cubic Feet Per Carton: 17.5 (2 per carton)		6633	1	2	3	4	5	6	7	8	9	10	11	12
				\$571	\$609	\$638	\$679	\$739	\$758	\$812	\$910	\$958	\$1050	\$1174	\$1327
				OVERALL DIMENSIONS			SEAT DIMENSIONS			BACK DIMENSIONS					
				W	D	H	W	D	H	W	H				
				20.75	23.5	45	18	17.5	30	18	15.5				
				RTA 00											
	<b>Barstool with Arms</b> COM Yardage: 0.75 Freight Class: 250 Product Weight (lbs.): 31.5 Cubic Feet Per Carton: 10.75 (2 per carton)		6637	1	2	3	4	5	6	7	8	9	10	11	12
				\$781	\$818	\$847	\$889	\$949	\$967	\$1022	\$1120	\$1168	\$1260	\$1383	\$1537
				OVERALL DIMENSIONS			SEAT DIMENSIONS			BACK DIMENSIONS					
				W	D	H	W	D	H	W	H				
				25.5	23.5	45	18	17.5	30	18	15.5				
				RTA 00											
	<b>Armless Barstool</b> COM Yardage: 0.75 Freight Class: 250 Product Weight (lbs.): 30.5 Cubic Feet Per Carton: 8.75 (2 per carton)		6638	1	2	3	4	5	6	7	8	9	10	11	12
				\$670	\$708	\$737	\$777	\$838	\$856	\$911	\$1009	\$1057	\$1147	\$1270	\$1426
				OVERALL DIMENSIONS			SEAT DIMENSIONS			BACK DIMENSIONS					
				W	D	H	W	D	H	W	H				
				20.75	23.5	45	18	17.5	30	18	15.5				
				RTA 00											
	<b>Counter Stool with Arms</b> COM Yardage: N/A Freight Class: 250 Product Weight (lbs.): 25 Cubic Feet Per Carton: 10.75 (2 per carton)		6660	1	2	3	4	5	6	7	8	9	10	11	12
				\$641	-	-	-	-	-	-	-	-	-	-	-
				OVERALL DIMENSIONS			SEAT DIMENSIONS			BACK DIMENSIONS					
				W	D	H	W	D	H	W	H				
				25.5	23.5	39.5	18	17.5	24	18	16				
				RTA 00											
	<b>Armless Counter Stool</b> COM Yardage: N/A Freight Class: 250 Product Weight (lbs.): 24		6661	1	2	3	4	5	6	7	8	9	10	11	12
				\$477	-	-	-	-	-	-	-	-	-	-	-
				OVERALL DIMENSIONS			SEAT DIMENSIONS			BACK DIMENSIONS					
				W	D	H	W	D	H	W	H				
				20.75	23.5	39.5	18	17.5	24	18	16				


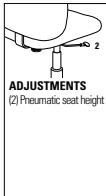
DESCRIPTION	FEATURES	MODEL#	STANDARD TEXTILE GRADES											
	<b>Counter Stool w/Arms</b> COM Yardage: 0.75 Freight Class: 250 Product Weight (lbs.): 26 Cubic Feet Per Carton: 10.75 (2 per carton)	6662	1	2	3	4	5	6	7	8	9	10	11	12
			\$739	\$776	\$805	\$847	\$908	\$925	\$981	\$1080	\$1126	\$1218	\$1341	\$1495
			OVERALL DIMENSIONS			SEAT DIMENSIONS			BACK DIMENSIONS					
			W	D	H	W	D	H	W	H				
			20.75	23.5	39.5	18	17.5	24	18	16				
			RTA 00											
	<b>Armless Counter Stool</b> COM Yardage: 0.75 Freight Class: 250 Product Weight (lbs.): 25 Cubic Feet Per Carton: 8.75 (2 per carton)	6663	1	2	3	4	5	6	7	8	9	10	11	12
			\$571	\$609	\$638	\$679	\$739	\$758	\$812	\$910	\$958	\$1050	\$1174	\$1327
			OVERALL DIMENSIONS			SEAT DIMENSIONS			BACK DIMENSIONS					
			W	D	H	W	D	H	W	H				
			20.75	23.5	39.5	18	17.5	24	18	16				
			RTA 00											
	<b>Counter Stool w/Arms</b> COM Yardage: 0.75 Freight Class: 250 Product Weight (lbs.): 26.5 Cubic Feet Per Carton: 10.75 (2 per carton)	6667	1	2	3	4	5	6	7	8	9	10	11	12
			\$781	\$818	\$847	\$889	\$949	\$967	\$1022	\$1120	\$1168	\$1260	\$1383	\$1537
			OVERALL DIMENSIONS			SEAT DIMENSIONS			BACK DIMENSIONS					
			W	D	H	W	D	H	W	H				
			25.5	23.5	39.5	18	17.5	24	18	16				
			RTA 00											
	<b>Armless Counter Stool</b> COM Yardage: 0.75 Freight Class: 250 Product Weight (lbs.): 25.5 Cubic Feet Per Carton: 8.75 (2 per carton)	6668	1	2	3	4	5	6	7	8	9	10	11	12
			\$670	\$708	\$737	\$777	\$838	\$856	\$911	\$1009	\$1057	\$1147	\$1270	\$1426
			OVERALL DIMENSIONS			SEAT DIMENSIONS			BACK DIMENSIONS					
			W	D	H	W	D	H	W	H				
			20.75	23.5	39.5	18	17.5	24	18	16				
			RTA 00											
	<b>Seat Unit w/Arms</b> COM Yardage: N/A Freight Class: 250 Product Weight (lbs.): 19 Cubic Feet Per Carton: 4.88 (2 per carton)	6690	1	2	3	4	5	6	7	8	9	10	11	12
			\$424	-	-	-	-	-	-	-	-	-	-	-
			OVERALL DIMENSIONS			SEAT DIMENSIONS			BACK DIMENSIONS					
			W	D	H	W	D	H	W	H				
			25.5	21	18	18	17.5	-	18	16				
			RTA 00											
			FedExups											
			Use with beams.											


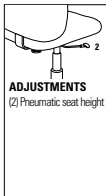
DESCRIPTION		FEATURES	MODEL#	STANDARD TEXTILE GRADES											
			6691	1	2	3	4	5	6	7	8	9	10	11	12
				\$312	-	-	-	-	-	-	-	-	-	-	-
				OVERALL DIMENSIONS			SEAT DIMENSIONS			BACK DIMENSIONS					
				W	D	H	W	D	H	W	H				
<b>Armless Seat Unit</b> COM Yardage: N/A Freight Class: 150 Product Weight (lbs.): 18 Cubic Feet Per Carton: 3.25 (2 per carton)		Use with beams.	<div>RTA 00</div> <div>FedEx</div> <div>ups</div>												
			6692	1	2	3	4	5	6	7	8	9	10	11	12
				\$519	\$557	\$586	\$627	\$687	\$705	\$760	\$856	\$906	\$998	\$1121	\$1275
				OVERALL DIMENSIONS			SEAT DIMENSIONS			BACK DIMENSIONS					
				W	D	H	W	D	H	W	H				
<b>Seat Unit w/Arms</b> COM Yardage: 0.75 Freight Class: 250 Product Weight (lbs.): 19 Cubic Feet Per Carton: 4.88 (2 per carton)		Upholstered Seat. Use with beams.	<div>RTA 00</div> <div>FedEx</div> <div>ups</div>												
			6693	1	2	3	4	5	6	7	8	9	10	11	12
				\$403	\$441	\$469	\$511	\$570	\$589	\$642	\$740	\$790	\$880	\$1005	\$1158
				OVERALL DIMENSIONS			SEAT DIMENSIONS			BACK DIMENSIONS					
				W	D	H	W	D	H	W	H				
<b>Armless Seat Unit</b> COM Yardage: 0.75 Freight Class: 150 Product Weight (lbs.): 19 Cubic Feet Per Carton: 3.25 (2 per carton)		Upholstered Seat. Use with beams.	<div>RTA 00</div> <div>FedEx</div> <div>ups</div>												
			6697	1	2	3	4	5	6	7	8	9	10	11	12
				\$550	\$588	\$616	\$658	\$717	\$736	\$789	\$887	\$937	\$1027	\$1152	\$1305
				OVERALL DIMENSIONS			SEAT DIMENSIONS			BACK DIMENSIONS					
				W	D	H	W	D	H	W	H				
<b>Seat Unit w/Arms</b> COM Yardage: 0.75 Freight Class: 150 Product Weight (lbs.): 20 Cubic Feet Per Carton: 4.88 (2 per carton)		Upholstered Seat and Back. Use with beams.	<div>RTA 00</div> <div>FedEx</div> <div>ups</div>												
			6698	1	2	3	4	5	6	7	8	9	10	11	12
				\$449	\$487	\$516	\$557	\$617	\$635	\$690	\$788	\$836	\$928	\$1051	\$1205
				OVERALL DIMENSIONS			SEAT DIMENSIONS			BACK DIMENSIONS					
				W	D	H	W	D	H	W	H				
<b>Armless Seat Unit</b> COM Yardage: 0.75 Freight Class: 150 Product Weight (lbs.): 19 Cubic Feet Per Carton: 3.25 (2 per carton)		Upholstered Seat and Back. Use with beams.	<div>RTA 00</div> <div>FedEx</div> <div>ups</div>												


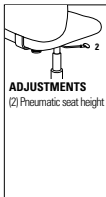
DESCRIPTION	FEATURES	MODEL#	STANDARD TEXTILE GRADES												
 <b>Task w/Arms</b> COM Yardage: N/A Freight Class: 250 Product Weight (lbs.): 32 Cubic Feet Per Carton: 9.75	 ADJUSTMENTS (2) Pneumatic seat height  Polypropylene Seat and Back  Ergonomic Features: C, M		1	2	3	4	5	6	7	8	9	10	11	12	
		6720	\$610	-	-	-	-	-	-	-	-	-	-	-	
		OVERALL DIMENSIONS			SEAT DIMENSIONS			BACK DIMENSIONS							
		W	D	H	W	D	H	W	H						
		25.5	21.5	32.5	18	17.5	14-19	18	16						
		RTA 1	FedEx			ups									
 <b>Task Armless</b> COM Yardage: N/A Freight Class: 250 Product Weight (lbs.): 31 Cubic Feet Per Carton: 9.75	 ADJUSTMENTS (2) Pneumatic seat height  Polypropylene Seat and Back  Ergonomic Features: C, M		1	2	3	4	5	6	7	8	9	10	11	12	
		6721	\$468	-	-	-	-	-	-	-	-	-	-	-	
		OVERALL DIMENSIONS			SEAT DIMENSIONS			BACK DIMENSIONS							
		W	D	H	W	D	H	W	H						
		18	21.5	32.5	18	17.5	14-19	18	16						
		RTA 1	FedEx			ups									
 <b>Task w/Arms</b> COM Yardage: 0.75 Freight Class: 250 Product Weight (lbs.): 33 Cubic Feet Per Carton: 9.75	 ADJUSTMENTS (2) Pneumatic seat height  Upholstered Seat  Ergonomic Features: C, M		1	2	3	4	5	6	7	8	9	10	11	12	
		6722	\$671	\$709	\$738	\$779	\$838	\$858	\$910	\$1010	\$1058	\$1148	\$1273	\$1427	
		OVERALL DIMENSIONS			SEAT DIMENSIONS			BACK DIMENSIONS							
		W	D	H	W	D	H	W	H						
		25.5	21.5	32.5	18	17.5	14.5-19.5	18	15.5						
		RTA 1													
 <b>Task Armless</b> COM Yardage: 0.75 Freight Class: 250 Product Weight (lbs.): 32 Cubic Feet Per Carton: 9.75	 ADJUSTMENTS (2) Pneumatic seat height  Upholstered Seat  Ergonomic Features: C, M		1	2	3	4	5	6	7	8	9	10	11	12	
		6723	\$549	\$586	\$615	\$656	\$714	\$735	\$786	\$885	\$935	\$1024	\$1149	\$1302	
		OVERALL DIMENSIONS			SEAT DIMENSIONS			BACK DIMENSIONS							
		W	D	H	W	D	H	W	H						
		18	21.5	32.5	18	17	14.5-19.5	18	15.5						
		RTA 1	FedEx			ups									
 <b>Task w/Arms</b> COM Yardage: 0.75 Freight Class: 250 Product Weight (lbs.): 34 Cubic Feet Per Carton: 9.75	 ADJUSTMENTS (2) Pneumatic seat height  Upholstered Seat and Back  Ergonomic Features: C, M		1	2	3	4	5	6	7	8	9	10	11	12	
		6727	\$765	\$803	\$832	\$873	\$932	\$952	\$1004	\$1104	\$1152	\$1242	\$1367	\$1520	
		OVERALL DIMENSIONS			SEAT DIMENSIONS			BACK DIMENSIONS							
		W	D	H	W	D	H	W	H						
		25.5	21.5	32.5	18	17	14.5-19.5	18	16						
		RTA 1	FedEx			ups									

DESCRIPTION	FEATURES	MODEL#	STANDARD TEXTILE GRADES											
  <b>Task Armless</b> COM Yardage: 0.75 Freight Class: 250 Product Weight (lbs.): 33 Cubic Feet Per Carton: 9.75	 <b>ADJUSTMENTS</b> (2) Pneumatic seat height  Upholstered Seat and Back  Ergonomic Features: C, M	<b>6728</b>	1	2	3	4	5	6	7	8	9	10	11	12
			\$624	\$662	\$691	\$732	\$791	\$811	\$863	\$963	\$1011	\$1101	\$1226	\$1379
			OVERALL DIMENSIONS			SEAT DIMENSIONS			BACK DIMENSIONS					
			W	D	H	W	D	H	W	H				
			18	21.5	32.5	18	17	14.5-19.5	18	15.5				
		<b>RTA 1</b>												
  <b>Height Adjustable Stool w/Arms</b> COM Yardage: N/A Freight Class: 250 Product Weight (lbs.): 38 Cubic Feet Per Carton: 9.75	 <b>ADJUSTMENTS</b> (2) Pneumatic seat height  Polypropylene Seat and Back  Ergonomic Features: C, M	<b>6730</b>	1	2	3	4	5	6	7	8	9	10	11	12
			\$812	-	-	-	-	-	-	-	-	-	-	-
			OVERALL DIMENSIONS			SEAT DIMENSIONS			BACK DIMENSIONS					
			W	D	H	W	D	H	W	H				
			25.5	21.5	41	18	17.5	21-31	18	16				
		<b>RTA 1</b> <b>FedEx</b>												
  <b>Height Adjustable Stool - Armless</b> COM Yardage: N/A Freight Class: 250 Product Weight (lbs.): 37 Cubic Feet Per Carton: 9.75	 <b>ADJUSTMENTS</b> (2) Pneumatic seat height  Polypropylene Seat and Back  Ergonomic Features: C, M	<b>6731</b>	1	2	3	4	5	6	7	8	9	10	11	12
			\$718	-	-	-	-	-	-	-	-	-	-	-
			OVERALL DIMENSIONS			SEAT DIMENSIONS			BACK DIMENSIONS					
			W	D	H	W	D	H	W	H				
			18	21.5	41	18	17.5	21.5-31.5	18	15.5				
		<b>RTA 1</b> <b>FedEx</b> <b>ups</b>												
  <b>Height Adjustable Stool w/Arms</b> COM Yardage: 0.75 Freight Class: 150 Product Weight (lbs.): 39 Cubic Feet Per Carton: 9.75	 <b>ADJUSTMENTS</b> (2) Pneumatic seat height  Upholstered Seat  Ergonomic Features: C, M	<b>6732</b>	1	2	3	4	5	6	7	8	9	10	11	12
			\$903	\$943	\$972	\$1013	\$1071	\$1092	\$1144	\$1244	\$1291	\$1382	\$1506	\$1659
			OVERALL DIMENSIONS			SEAT DIMENSIONS			BACK DIMENSIONS					
			W	D	H	W	D	H	W	H				
			25.5	21.5	41	18	17.5	21.5-31.5	18	15.5				
		<b>RTA 1</b>												
  <b>Height Adjustable Stool - Armless</b> COM Yardage: 0.75 Freight Class: 250 Product Weight (lbs.): 38 Cubic Feet Per Carton: 9.75	 <b>ADJUSTMENTS</b> (2) Pneumatic seat height  Upholstered Seat  Ergonomic Features: C, M	<b>6733</b>	1	2	3	4	5	6	7	8	9	10	11	12
			\$812	\$850	\$879	\$920	\$979	\$999	\$1051	\$1151	\$1199	\$1289	\$1414	\$1567
			OVERALL DIMENSIONS			SEAT DIMENSIONS			BACK DIMENSIONS					
			W	D	H	W	D	H	W	H				
			18	21.5	41	18	17.5	21.5-31.5	18	15.5				
		<b>RTA 1</b> <b>FedEx</b> <b>ups</b>												



DESCRIPTION	FEATURES	MODEL#	STANDARD TEXTILE GRADES											
 <b>Height Adjustable Stool w/Arms</b> COM Yardage: 0.75 Freight Class: 150 Product Weight (lbs.): 40 Cubic Feet Per Carton: 9.75	 <b>ADJUSTMENTS</b> (2) Pneumatic seat height	<b>6737</b>	1	2	3	4	5	6	7	8	9	10	11	12
			\$997	\$1035	\$1064	\$1105	\$1164	\$1184	\$1236	\$1336	\$1384	\$1474	\$1599	\$1753
			<b>OVERALL DIMENSIONS</b>			<b>SEAT DIMENSIONS</b>			<b>BACK DIMENSIONS</b>					
			<b>W</b>	<b>D</b>	<b>H</b>	<b>W</b>	<b>D</b>	<b>H</b>	<b>W</b>	<b>H</b>				
			25.5	21.5	41	18	17	21.5-31.5	18	15.5				
	Ergonomic Features: C, M	<b>RTA 1</b>												

 <b>Height Adjustable Stool - Armless</b> COM Yardage: 0.75 Freight Class: 150 Product Weight (lbs.): 39 Cubic Feet Per Carton: 9.75	 <b>ADJUSTMENTS</b> (2) Pneumatic seat height	<b>6738</b>	1	2	3	4	5	6	7	8	9	10	11	12
			\$903	\$941	\$970	\$1011	\$1070	\$1090	\$1142	\$1242	\$1290	\$1380	\$1505	\$1659
			<b>OVERALL DIMENSIONS</b>			<b>SEAT DIMENSIONS</b>			<b>BACK DIMENSIONS</b>					
			<b>W</b>	<b>D</b>	<b>H</b>	<b>W</b>	<b>D</b>	<b>H</b>	<b>W</b>	<b>H</b>				
			18	21.5	41	18	17	21.5-31.5	18	16.5				
	Ergonomic Features: C, M	<b>RTA 1</b>												

 <b>Task Armless w/ Pedestal Base</b> COM Yardage: N/A Freight Class: 250 Product Weight (lbs.): 37  Cubic Feet Per Carton: 10.75	 <b>ADJUSTMENTS</b> (2) Pneumatic seat height	<b>6721PB</b>	1	2	3	4	5	6	7	8	9	10	11	12
			\$710	-	-	-	-	-	-	-	-	-	-	-
			<b>OVERALL DIMENSIONS</b>			<b>SEAT DIMENSIONS</b>			<b>BACK DIMENSIONS</b>					
			<b>W</b>	<b>D</b>	<b>H</b>	<b>W</b>	<b>D</b>	<b>H</b>	<b>W</b>	<b>H</b>				
			18	21.5	33	18	17.5	14-19	18	16				
	Ergonomic Features:  C, M	<b>RTA 1</b>	<b>FedEx</b>											



Duet tables are multi-purpose stacking tables that offer optimum space utilization and flexibility. Their personality and simple design make them ideal for use in any learning or training environment at post-secondary and adult levels. Temporarily and easily convert auditoriums and other spaces into examination and seminar spaces. They can be partnered with stacking chairs such as Duet or Popcorn in matching or complementary colors (stacking chairs can be found in the Multi-Purpose section of the Seating price list).

The one-piece molded top and modesty are gently contoured providing an eased edge with an elegant waterfall transition from top to modesty.

Tops are available in a wide array of colors in 0.5" thick polypropylene. Polypropylene material offers strength and ease of cleaning with a slightly textured surface to offer scratch resistance.



#### Features and Benefits


- One-piece molded top and modesty are 0.5" thick polypropylene.
- Tables are rated 250 lbs. capacity.
- Surface includes factory installed metal inserts for solid and secure connection to the sled frame.
- 0.5" diameter solid steel rod sled frame.
- Bumpers on the underside for protection when stacking.
- Model with ADA width compliant frame is available.
- Shipped fully assembled.



One-piece top and modesty.



Stacks 5 high on floor or 20 high on dolly.



Ganging frame to keep tables evenly aligned.

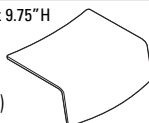
### GENERAL INFORMATION

- Duet tables are multi-purpose stacking tables ideal for auditoriums, seminars or any learning or training environment.
- Lightweight and easy to handle whether stacking for storage or setting up a room.
- Made of durable materials to withstand more demanding environments.
- Shipped fully assembled. Packaged 4 per carton.
- Global products are in compliance with stringent emission guidelines set out by the Greenguard Environmental Institute under the standards for low emitting products and materials. [www.greenguard.org](http://www.greenguard.org).
- Covered by Global's Lifetime Warranty.
- **Level 2 Certified.**

### WORKSURFACES

- Top and modesty are a one-piece injection molded design in 0.5" thick polypropylene.
- Available in a wide array of colors (see right column "FINISHES") to complement any space or to define sections by color.
- One-piece molded top and modesty are contoured providing an eased user edge, with an elegant waterfall transition from top to modesty.

26"W x 18"D x 9.75"H



### CONSTRUCTION

- Surface includes molded in threaded inserts to provide a secure metal-to-metal connection to the sled frame.
- Bumpers are included on the underside of top and inside modesty to protect surfaces when stacking.

### FRAME

- 0.5" diameter solid steel rod sled frame.
- Available in a durable Chrome finish.
- Model with ganging frame keeps tables evenly positioned and aligned. No tools or fasteners required for ganging; the frames simply interlock.
- Model with ADA compliant frame is also available. The frame is 33" wide and the polypropylene top/modesty remain a constant size.
- Tables are standard without glides and are suitable for carpet, rubber or cork flooring.
- Glide options are available (see right column "GLIDES"). Glides must be chosen to best suit flooring type and site conditions. Upcharges apply.

### DOLLY

- For space saving storage and transport.
- Constructed from 1.5" x 0.5" steel tubing with heavy duty casters (two locking) and a removable handle.
- Dolly can stack up to 20 tables.
- Stacking height on dolly is up to 68".

### FINISHES

<b>BZB</b>	Buzz Blue	<b>FRO</b>	Frost
<b>CCT</b>	Cactus	<b>INK</b>	Ink
<b>CRO</b>	Carrot	<b>LAB</b>	Latte
<b>IVC</b>	Cloud	<b>BLK</b>	Night
<b>DJN</b>	Dijon	<b>SND</b>	Sand
<b>EGP</b>	Eggplant	<b>SAR</b>	Scarlet
<b>FOG</b>	Fog	<b>SHW</b>	Shadow

### GLIDES

<b>CG</b>	Clear polycarbonate (for carpet, rubber or concrete flooring). Height added to table: 0.18". Add \$18/set.
<b>SG</b>	Glides with stainless steel pads (for carpet or rubber flooring). Height added to table: 0.17". Add \$34/set.
<b>FG</b>	Glides with felt pads (for vinyl, cork or laminate flooring). Height added to table: 0.24". Add \$34/set.
<b>RG</b>	Glides with rubber pads (for vinyl, hardwood, laminate, stone or ceramic flooring). Height added to table: 0.16". Add \$34/set.

### SPECIFICATIONS

- Specifications marked with an \* are applicable to only those products which have the\* symbol beside the product name.

### EXAMPLE DUET TABLE ORDER CODE:

Duet stacking table, polypropylene surface in Shadow, clear polycarbonate glides

DTS1828P	-SHW	-CG
Model #	Surface finish	Glides

### Required specifications

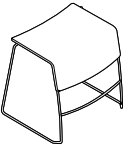
Top finish\*

### Optional specifications

Glide option\*

STACKING TABLES	MODEL#	DIMENSIONS	FREIGHT CLASS	WT/LBS.	CUBIC FT.	LIST PRICE
-----------------	--------	------------	---------------	---------	-----------	------------

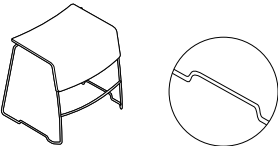
D x W x H



Stacking Table\*

DTS1828P	25 x 29 x 28	150	26	17.75	\$516
----------	--------------	-----	----	-------	-------

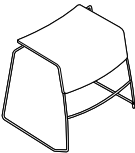
- One-piece polypropylene top and modesty with Chrome frame. Shipped fully assembled, 4 per carton.
- Price shown is per table. It is recommended to order in multiples of 4.
  - Please be sure to select the appropriate glide (see previous page) for the flooring surface, as scratches could occur.
  - Worksurface is 18"D x 28"W



Stacking Table, Ganging Frame\*

DTS1828PG	25 x 30.75 x 28	150	26	17.75	\$550
-----------	-----------------	-----	----	-------	-------

- One-piece polypropylene top and modesty with Chrome ganging frame. Shipped fully assembled, 4 per carton.
- Price shown is per table. It is recommended to order in multiples of 4.
  - Please be sure to select the appropriate glide (see previous page) for the flooring surface, as scratches could occur.
  - Worksurface is 18"D x 28"W



Stacking Table, 32" Wide\*

DTA1832P	25 x 33 x 28	150	26	17.75	\$583
----------	--------------	-----	----	-------	-------

- ADA (American with Disabilities Act) compliant. 33" wide. One-piece polypropylene top and modesty with Chrome frame. Underside clearance is 27.1"H (extra height if glides are selected). Stacks up to 5 high on floor only; dolly does not accommodate. Shipped fully assembled, 4 per carton.
- Price shown is per table. It is recommended to order in multiples of 4.
  - Please be sure to select the appropriate glide (see previous page) for the flooring surface, as scratches could occur.
  - Worksurface is 18"D x 32"W

DOLLY



- Dolly
- For use with tables DTS1828P and DTS1828PG. Can stack up to 20 tables. Black only. Removable handle for storage. Shipped fully assembled in 1 carton.

DTD20	29.5 x 63 x 38.5	250	50	21	\$749
-------	------------------	-----	----	----	-------

ERIN



**model GC36531**  
Armless Guest Chair,  
Metal Legs



**model GC36532**  
Guest Armchair,  
Wood Legs

STANDARD FEATURES

- Erin offers a streamlined silhouette brimming with mid-century modern style.
- A rounded arch gently curves around and under the seat to give extra support to a user's upper back and sides, while creating an open clean-out space at the back of the cushion.
- The series is available to specify with two textiles, one for the seat cushion and one for the back, arms and front rail (see model image).
- For pricing, start with the base price and add both back/arms graded textile upcharge and the seat graded textile upcharge.
- Tapered legs add style and elegance.
- Legs are available in wood or metal painted/plated finishes (noted).
- The seat underside is sealed with a non-porous material to support housekeeping and infection control protocols.
- Additional improved cleaning options include sealed seams (back and/or seat) and moisture barrier (seat). Upcharges apply.
- Assembled with tamper-resistant fasteners for greater security.
- For added comfort, the seat cushions are standard with high density Ultracell foam.
- Glides are self-leveling. Choose from standard non-marking glides, rubber non-slip glides or felt glides (upcharges apply).
- The Globalcare warranty (for healthcare and 24/7 environments) applies for all Erin GC models when performance textiles are selected. Visit the website at [globalfurnituregroup.com/healthcare](http://globalfurnituregroup.com/healthcare).
- Global's standard lifetime warranty applies when approved standard Global textiles are selected.
- For alternate textile applications, contact Global specials. The Blended Textile matrix does not apply to this series.
- Shipped fully assembled.

SUGGESTED APPLICATIONS

- Dining/Cafeteria
- Guest seating
- Lobbies
- Lounge/Waiting
- Patient rooms
- Resident rooms





OPTIONAL FEATURES

Please add option codes in the following order:

- **Model number**  
**GC36530** Guest armless chair, wood legs  
**GC36531** Guest armless chair, metal legs  
**GC36532** Guest armchair, wood legs  
**GC36533** Guest armchair, metal legs
- **Back/Arm Textile**  
Specify textile code. See model grade upcharges.
- **Seat Textile**  
Specify textile code. See model grade upcharges.
- **Wood leg finish** (models GC36530 and GC36532)  
(**AAM**) Absolute (**MWM**) Medium Walnut  
(**BKM**) Black (**NLW**) Natural Walnut  
(**CJM**) Charcoal Java (**ASM**) Night  
(**ACM**) Cherry (**NBM**) Noce Biondo  
(**EMM**) Empire Mahogany (**NGM**) Noce Grigio  
(**EOM**) English Oak (**NEM**) Noce Leggero  
(**ECM**) Espresso Cafe (**NMM**) Noce Medio  
(**TFM**) Fruitwood (**SBM**) Sandy Beach  
(**HGM**) Grey (**SKM**) Shaker Cherry  
(**HOM**) Harvest Oak (**SOM**) Silver Oak  
(**AHM**) Honey (**TWM**) Walnut  
(**JOM**) Jet Onyx (**WTM**) WC Cream  
(**LHM**) Light Honey (**WHM**) White  
(**TMM**) Mahogany (**WCM**) Winter Cherry  
(**AVM**) Maple
- **Metal leg finish** (models GC36531 and GC36533)  
(**CHM**) Chrome (**TTU**) Tungsten  
(**TBL**) Black (**TKA**) Kalua  
(**TLA**) Latte (**TMO**) Mocha  
(**TSH**) Shadow (**TOA**) Toast
- **Glides**  
(**NM**) Non-marking glide. No upcharge  
(**RG**) Rubber, non-slip glide. Add \$60.  
(**FG**) Felt glide. Add \$60.
- **Sealed Back Seams** (Contact Customer Care for approved textiles)  
(**NBS**) No sealed back seams  
(**SBS**) Sealed back seams. Upcharges vary, see model.
- **Sealed Seat Seams** (Contact Customer Care for approved textiles)  
(**NSS**) No sealed seat seams  
(**SSS**) Sealed seat seams. Add \$20.
- **Moisture Barrier** (Not available with Sealed Seams)  
(**NB**) No moisture barrier.  
(**MB**) Moisture barrier (seat only). Add \$110.

EXAMPLE ERIN ORDER CODE:

GC36530	CE90	CE90	AAM	NM	NBS	NSS	NB
Model #	Seat/Arm textile	Seat textile	Leg finish	Glide	Sealed Back Seams	Sealed Seat Seams	Moisture Barrier

DESCRIPTION			MODEL#/ FEATURES		STANDARD TEXTILE GRADES									
	<b>GC36530</b>	Base Price:  Back/Arm upcharge:  Seat upcharge:	1/COM	2	3	4	5	6	7	8	9	10	11	12
			<b>\$1892</b>											
			<b>+0</b>	<b>+\$56</b>	<b>+\$100</b>	<b>+\$165</b>	<b>+\$256</b>	<b>+\$294</b>	<b>+\$373</b>	<b>+\$497</b>	<b>+\$590</b>	<b>+\$692</b>	<b>+\$903</b>	<b>+\$1126</b>
			<b>+0</b>	<b>+\$32</b>	<b>+\$57</b>	<b>+\$94</b>	<b>+\$146</b>	<b>+\$168</b>	<b>+\$213</b>	<b>+\$284</b>	<b>+\$337</b>	<b>+\$395</b>	<b>+\$516</b>	<b>+\$643</b>
			OVERALL DIMENSIONS			SEAT DIMENSIONS			BACK DIMENSIONS					
			W	D	H	W	D	H	W	H				
<b>Armless Guest Chair, Wood Legs</b> COM Yardage: Back/Arm: 1.75; Seat: 1 Freight Class: 250 Product Weight (lbs.): 32.5 Cubic Feet Per Carton: 13.25		Active weight 350 lbs.  Add \$49 for (SBS), \$20 for (SSS)	24	22.25	34	19	18	19			15	15.5		
	<b>GC36531</b>	Base Price:  Back/Arm upcharge:  Seat upcharge:	1/COM	2	3	4	5	6	7	8	9	10	11	12
			<b>\$1801</b>											
			<b>+0</b>	<b>+\$56</b>	<b>+\$100</b>	<b>+\$165</b>	<b>+\$256</b>	<b>+\$294</b>	<b>+\$373</b>	<b>+\$497</b>	<b>+\$590</b>	<b>+\$692</b>	<b>+\$903</b>	<b>+\$1126</b>
			<b>+0</b>	<b>+\$32</b>	<b>+\$57</b>	<b>+\$94</b>	<b>+\$146</b>	<b>+\$168</b>	<b>+\$213</b>	<b>+\$284</b>	<b>+\$337</b>	<b>+\$395</b>	<b>+\$516</b>	<b>+\$643</b>
			OVERALL DIMENSIONS			SEAT DIMENSIONS			BACK DIMENSIONS					
			W	D	H	W	D	H	W	H				
<b>Armless Guest Chair, Metal Legs</b> COM Yardage: Back/Arm: 1.75; Seat: 1 Freight Class: 250 Product Weight (lbs.): 34.5 Cubic Feet Per Carton: 13.25		Active weight 350 lbs.  Add \$49 for (SBS), \$20 for (SSS)	24	22.25	34	19	18	19			15	15.5		
	<b>GC36532</b>	Base Price:  Back/Arm upcharge:  Seat upcharge:	1/COM	2	3	4	5	6	7	8	9	10	11	12
			<b>\$1892</b>											
			<b>+0</b>	<b>+\$56</b>	<b>+\$100</b>	<b>+\$165</b>	<b>+\$256</b>	<b>+\$294</b>	<b>+\$373</b>	<b>+\$497</b>	<b>+\$590</b>	<b>+\$692</b>	<b>+\$903</b>	<b>+\$1126</b>
			<b>+0</b>	<b>+\$32</b>	<b>+\$57</b>	<b>+\$94</b>	<b>+\$146</b>	<b>+\$168</b>	<b>+\$213</b>	<b>+\$284</b>	<b>+\$337</b>	<b>+\$395</b>	<b>+\$516</b>	<b>+\$643</b>
			OVERALL DIMENSIONS			SEAT DIMENSIONS			BACK DIMENSIONS					
			W	D	H	W	D	H	W	H				
<b>Guest Armchair, Wood Legs</b> COM Yardage: Back/Arm: 1.75; Seat: 1 Freight Class: 250 Product Weight (lbs.): 33 Cubic Feet Per Carton: 13.25		Active weight 350 lbs.  Add \$52 for (SBS), \$20 for (SSS)	24	22	34.25	19	18.5	18.5			17	15.75		
	<b>GC36533</b>	Base Price:  Back/Arm upcharge:  Seat upcharge:	1/COM	2	3	4	5	6	7	8	9	10	11	12
			<b>\$1801</b>											
			<b>+0</b>	<b>+\$56</b>	<b>+\$100</b>	<b>+\$165</b>	<b>+\$256</b>	<b>+\$294</b>	<b>+\$373</b>	<b>+\$497</b>	<b>+\$590</b>	<b>+\$692</b>	<b>+\$903</b>	<b>+\$1126</b>
			<b>+0</b>	<b>+\$32</b>	<b>+\$57</b>	<b>+\$94</b>	<b>+\$146</b>	<b>+\$168</b>	<b>+\$213</b>	<b>+\$284</b>	<b>+\$337</b>	<b>+\$395</b>	<b>+\$516</b>	<b>+\$643</b>
			OVERALL DIMENSIONS			SEAT DIMENSIONS			BACK DIMENSIONS					
			W	D	H	W	D	H	W	H				
<b>Guest Armchair, Metal Legs</b> COM Yardage: Back/Arm: 1.75; Seat: 1 Freight Class: 250 Product Weight (lbs.): 35 Cubic Feet Per Carton: 13.25		Active weight 350 lbs.  Add \$52 for (SBS), \$20 for (SSS)	24	22	34.25	19	18.5	18.5			17	15.75		

FACTOR



Armless, Mesh Back  
5545NM



Armchair, Mesh Back, Casters  
5545AMC



For Factor task seating, see 36.

STANDARD FEATURES





- Factor, a value seating series with a full spectrum of mesh colors offering models to address multiple applications: task, management, conference and guest.
- The full series offers mesh back task and guest chair models with upholstered seats, with and without arms. Guest chairs are described below.
- Factor Guest mesh back frame is available in three colors with a flexible base connection adding the perfect balance of support and movement.
- Strong, nylon arms have a gently curved loop design. Arm color matches back frame color.
- The seat comfort is achieved with contoured, molded foam while the refined aesthetic is finished with an under-seat shroud matching the selected back frame color.
- The four-legged guest chairs are designed and constructed from durable steel tubing.
- Arm and armless chairs with and without glides or casters do not stack.
- Due to the flex back design, it is recommended the chair be positioned away from the wall for use.
- All models are standard with colored nylon glides **(ST)** in two finishes **(BLK)** Black or **(SND)** Sand. A variety of other glide options are available for various flooring types, including **(NM)** White non-marking, **(FG)** Felt, **(RG)** Rubber non-slip, and **(SG)** Steel cushioned. See Glide type for upcharges. See glide matrix for recommended glides by flooring type.
- Caster models are standard with **(DC)** 2" Black dual wheel carpet casters. Optional hard floor **(RC)** Black dual wheel casters are available with C114 wheels, with upcharge.
- Upholstery options: fabric, vinyl or leather.
- Factor guest models are designed to support 300 lb. capacity and are covered under Global's Limited Lifetime Warranty.

Please add option codes in the following order:

- Model Number**  
Specify model number  
5545AM Armchair with mesh back (glides)  
5545AMC Armchair with mesh back (casters)  
5545NM Armless chair with mesh back (glides)  
5545NMC Armless chair with mesh back (casters)
- Mesh Back** (Factor Mesh colors shown on website)  
**(P1)** Snow **(P2)** Sand  
**(P3)** Pewter **(P4)** Silver Grey  
**(P5)** Charcoal **(P6)** Black  
**(P8)** Mocha **(P9)** Eggplant  
**(Q1)** Buzz Blue **(Q2)** Poppy  
**(Q3)** Pumpkin **(Q4)** Lime
- Seat Textile**  
Specify textile code
- Back Frame and Arm Finish**  
**(BLK)** Black. No upcharge.  
**(IVC)** Cloud. Add \$54.  
**(SHW)** Shadow. Add \$54.
- Leg Finish**  
Painted finishes:  
**(TBL)** Black  
**(TSH)** Shadow  
**(TIV)** Cloud  
Plated finishes:  
**(CHM)** Chrome. Add \$42.
- Glide Type** (for four-leg glide models)  
**(ST)** Colored nylon glide for most floor surfaces (select color). No upcharge.  
**(NM)** White, non-marking nylon glide for most surfaces. No upcharge.  
**(SG)** Steel cushioned glide for carpeted surfaces. Add \$34.  
**(FG)** Felt glide for most hard floor surfaces. Add \$34.  
**(RG)** Rubber non-slip glide for most hard floor surfaces. Add \$34.
- Glide Color** (for ST colored glide type)  
**(BLK)** Black  
**(SND)** Sand
- Caster Type** (for four-leg caster models)  
**(DC)** 2" Black caster for carpeted surfaces  
**(RC)** 2" Black caster for most hard floor surfaces. Add \$50.
- Seat Moisture Barrier**  
**(NB)** No moisture barrier  
**(MB)** Moisture barrier. Add \$117.

EXAMPLE FACTOR ORDER CODE:

5545AM	P1	FU75	BLK	CHM	RC	NM	BLK	NB
Model #	Mesh finish	Seat textile	Back frame and arm finish	Leg finish	Caster type	Glide type	Glide color	Moisture barrier

DESCRIPTION	FEATURES	MODEL#				STANDARD TEXTILE GRADES								
	<b>5545AM</b>	1/COM	2	3	4	5	6	7	8	9	10	11	12	
		\$635	\$667	\$691	\$727	\$778	\$802	\$848	\$922	\$979	\$1042	\$1173	\$1312	
		OVERALL DIMENSIONS			SEAT DIMENSIONS			BACK DIMENSIONS						
		W	D	H	W	D	H	W	H					
		24.5	23.5	33	20	16.5	17.5	17.5	15.25					
<b>Armchair, Mesh Back</b> COM Yardage: 1 Freight Class: 250 Product Weight (lbs.): 32.5 Cubic Feet Per Carton: 15.5	Does not stack.	RTA 00			1 per carton									
	<b>5545AMC</b>	1/COM	2	3	4	5	6	7	8	9	10	11	12	
		\$729	\$760	\$784	\$820	\$871	\$895	\$941	\$1015	\$1072	\$1135	\$1266	\$1405	
		OVERALL DIMENSIONS			SEAT DIMENSIONS			BACK DIMENSIONS						
		W	D	H	W	D	H	W	H					
		24.5	22.5	33	20	16.5	17.5	17.5	15.5					
<b>Armchair, Mesh Back, Casters</b> COM Yardage: 1 Freight Class: 250 Product Weight (lbs.): 30 Cubic Feet Per Carton: 13.75	Does not stack.	RTA 00			1 per carton									
	<b>5545NM</b>	1/COM	2	3	4	5	6	7	8	9	10	11	12	
		\$589	\$621	\$645	\$681	\$732	\$756	\$802	\$876	\$933	\$996	\$1127	\$1266	
		OVERALL DIMENSIONS			SEAT DIMENSIONS			BACK DIMENSIONS						
		W	D	H	W	D	H	W	H					
		20	23.5	33	20	16.5	17.5	17.5	15.5					
<b>Armless, Mesh Back</b> COM Yardage: 1 Freight Class: 300 Product Weight (lbs.): 27 Cubic Feet Per Carton: 13.75	Does not stack.	RTA 00			1 per carton									
	<b>5545NMC</b>	1/COM	2	3	4	5	6	7	8	9	10	11	12	
		\$684	\$715	\$739	\$775	\$826	\$850	\$897	\$970	\$1028	\$1091	\$1221	\$1361	
		OVERALL DIMENSIONS			SEAT DIMENSIONS			BACK DIMENSIONS						
		W	D	H	W	D	H	W	H					
		20	22.5	33	20	16.5	17.5	17.5	15.5					
<b>Armless, Mesh Back, Casters</b> COM Yardage: 1 Freight Class: 250 Product Weight (lbs.): 28 Cubic Feet Per Carton: 13.75	Does not stack.	RTA 00			1 per carton									



FILE BUDDY™

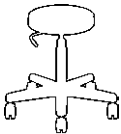
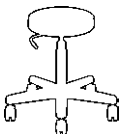


model 1105

model 1110 Shown with 25-400 Vertical File

STANDARD FEATURES

- Standard with C65 casters.
- Shipped R.T.A. (Ready to assemble).
- Pneumatic. Black, five-legged, injection molded base.
- 14" diameter seat.
- Check textile availability prior to specifying upholstery material.

DESCRIPTION	FEATURES	MODEL#	STANDARD TEXTILE GRADES											
	<b>Swivel Stool 5"</b> Pneumatic, 20" Base COM Yardage: 0.75 Freight Class: 150 Product Weight (lbs.): 14 Cubic Feet Per Carton: 2.9		1	2	3	4	5	6	7	8	9	10	11	12
		1105	\$418	\$447	\$468	\$502	\$546	\$570	\$602	\$680	\$714	\$784	\$881	\$1001
		OVERALL DIMENSIONS			SEAT DIMENSIONS			BACK DIMENSIONS						
		W	D	H	W	D	H	W	H					
		14	14	18.5	14	-	16.5-21.5	-	-					
		RTA 1	FedEx UPS											
	<b>Swivel Stool 10"</b> Pneumatic, 22" Base COM Yardage: 0.75 Freight Class: 150 Product Weight (lbs.): 14 Cubic Feet Per Carton: 2.9		1	2	3	4	5	6	7	8	9	10	11	12
		1110	\$490	\$515	\$538	\$574	\$616	\$640	\$672	\$749	\$784	\$854	\$952	\$1073
		OVERALL DIMENSIONS			SEAT DIMENSIONS			BACK DIMENSIONS						
		W	D	H	W	D	H	W	H					
		14	14	18.5	14	-	22.5-32.5	-	-					
		RTA 1	FedEx UPS											

FLAP™



Folding Chair  
model 6775

STANDARD FEATURES

- A modern design, high quality, lightweight, all polymer folding chair intended for use indoors or outdoors. Products must be stored inside during extreme and inclement weather. See Global's Outdoor Furniture warranty for additional information.
- Weather resistant, UV resistant, stain resistant, 100% non-ferrous, and recyclable design that is 1:10 bleach solution cleanable.
- Chair legs are equipped with clear non-marking glides as standard. Suitable for outdoor environments, carpet and hard surface flooring
- Chairs are stocked in 2 colors:  
Alloy (**ALY**)  
Milk (**MLK**)
- No upholstery options available
- Rated to 275 lbs.
- Single chair folds flat to 2.2" (55 mm).
- Flap achieves its strength and durability using glass filled polymer. Evidence of this material may be visible on the surface and is often more evident in darker colors.
- All Flap products are only available through Global's InStock program. Contact CustomerCare for lead times and quotation for quantities beyond InStock inventory.
- The Flap Wall Hook (6776), sold individually, supports up to two folded Flap chairs. This Milk (**MLK**) colored plastic hook mounts on walls or inside closets and wardrobe cabinets providing easy access to extra seating. Two chairs on Wall Hook measure 7.3" (185 mm) deep off wall. Mounting hardware not included. Recommended mounting into stud.
- Flap Ganging Brackets (6778) are sold 12 to a

box. These translucent, frosted plastic brackets attach across two adjacent chairs, just above or below the seat to provide temporary ganging for organized events.

- The Flap Dolly (6777), ordered separately, supports up to 24 chairs folded and stacked flat. Includes strap to secure chairs for storage and transport.
- Flap achieves its strength and durability using glass filled polymer. Evidence of this material may be visible on the surface and is often more evident in darker colors.

Please add option codes in the following order

- **Model number**  
6775 Folding Chair  
6776 Wall Hook  
6777 Dolly  
6778 Ganging Brackets
- **Chair Color**  
(ALY) Alloy  
(MLK) Milk

EXAMPLE OF FLAP ORDER CODE:

6775	ALY
Model Number	Finish

DESCRIPTION

FEATURES

MODEL#

STANDARD TEXTILE GRADES

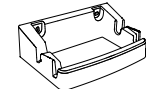


Folding Chair  
COM Yardage: N/A  
Freight Class: 100  
Product Weight (lbs.): 13.5  
Cubic Feet Per Carton: 1.6

Shipped 2 per box.  
Ordered as each.

	1	2	3	4	5	6	7	8	9	10	11	12
6775	214											

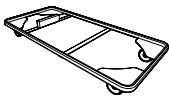
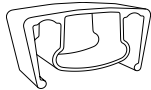
OVERALL DIMENSIONS			SEAT DIMENSIONS			BACK DIMENSIONS	
W	D	H	W	D	H	W	H
19	21.5	33.5	16	16.5	18.5	18.5	16
RTA 00			FedEx			2 per carton (pricing and specifications are for one chair)	



Flap Wall Hook  
COM Yardage: N/A  
Freight Class: 70  
Product Weight (lbs.): 0.75  
Cubic Feet Per Carton: 0.2

	1	2	3	4	5	6	7	8	9	10	11	12
6776	48											

OVERALL DIMENSIONS			SEAT DIMENSIONS			BACK DIMENSIONS	
W	D	H	W	D	H	W	H
9	6	2.75					
RTA 00			FedEx			ups 1 per carton	

DESCRIPTION	FEATURES	MODEL#	STANDARD TEXTILE GRADES											
			1	2	3	4	5	6	7	8	9	10	11	12
  <b>Dolly for Flap Folding Chairs</b> COM Yardage: N/A Freight Class: 150 Product Weight (lbs.): 23 Cubic Feet Per Carton: 4.5	Holds up to 24 Flap folded chairs. Includes tether strap.	6777	614											
		OVERALL DIMENSIONS			SEAT DIMENSIONS			BACK DIMENSIONS						
		W D H			W D H			W H						
		20.75	44	5.25										
			RTA 00			FedEx	ups		1 per carton					
  <b>Flap Ganging Bracket (box of 12)</b> COM Yardage: N/A Freight Class: 70 Product Weight (lbs.): 0.29 Cubic Feet Per Carton: 0.03		6778	188											
		OVERALL DIMENSIONS			SEAT DIMENSIONS			BACK DIMENSIONS						
		W D H			W D H			W H						
		0	0	0										
			RTA 00			FedEx	ups		12 per carton (pricing and specifications are for box of 12)					

**ISLANDS™**

**model 4075**

**model 4076**



Leather upholstered seat and back  
additional stitch detail shown.

## STANDARD FEATURES

- Islands offers wood guest seating with contemporary styling.
- Offered in two styles; Upholstered back pad or Horizontal wood slat.
- Check textile availability prior to specifying upholstery material.
- When upholstered in Leather, there are additional stitching details with a seam across the middle of the back and two seams on the seat.
- Does not stack.

## OPTIONAL FEATURES

- Frame available in Absolute (**AAM**), Black (**BKM**), Cherry (**ACM**), Espresso Cafe (**ECM**), English Oak (**EOM**), Fruitwood (**TFM**), Gray (**HGM**), Honey (**AHM**), Mahogany (**TMM**), Maple (**AVM**), Medium Walnut (**MWM**), Natural Walnut (**NLW**), Night (**ASM**), Noce Biondo (**NBM**), Noce Grigio (**NGM**), Noce Leggero (**NEM**), Noce Medio (**NMG**), Shaker Cherry (**SKM**), Walnut (**TWM**), WC Cream (**WTM**), White (**WHM**) and Winter Cherry (**WCM**). Please Specify. Genuine maple faced veneers and solids are used.

DESCRIPTION	FEATURES	MODEL#	STANDARD TEXTILE GRADES												
 <b>4075</b>	<b>Armchair</b> Upholstered back. COM Yardage: 1.5 Freight Class: 300 Product Weight (lbs.): 25 Cubic Feet Per Carton: 13.25	Does not stack.	Ergonomic Features: M, N												
				OVERALL DIMENSIONS			SEAT DIMENSIONS			BACK DIMENSIONS					
				W	D	H	W	D	H	W	H				
				24.5	23.5	32	20.5	18	18.5	19	13				
				RTA 00											
 <b>4076</b>	<b>Armchair</b> Horizontal wood slat back. COM Yardage: 1 Freight Class: 300 Product Weight (lbs.): 25 Cubic Feet Per Carton: 13.25	Does not stack.	Ergonomic Features: M, N												
				OVERALL DIMENSIONS			SEAT DIMENSIONS			BACK DIMENSIONS					
				W	D	H	W	D	H	W	H				
				24.5	23.5	32	20.5	18	18.5	19	13				
				RTA 00      FedEx      ups											

LAYNE™



model 8520T





model 8525T

STANDARD FEATURES

- Layne offers classic styling and value in a finely crafted wood framed side chair series.
- Frame construction is beechwood.
- Legs are equipped with White non-marking polypropylene glides. Suitable for both carpet and hard surface flooring.
- Offered in four back styles; Fully Upholstered, Picture Frame or Vertical Wood Slat.
- Check textile availability prior to specifying upholstery material.
- Does not stack.

OPTIONAL FEATURES

- Wood frames are available in Absolute (AAM), Black (BKM), Cherry (ACM), Espresso Cafe (ECM), English Oak (EOM), Fruitwood (TFM), Gray (HGM), Honey (AHM), Mahogany (TMM), Maple (AVM), Medium Walnut (MWM), Natural Walnut (NLW), Night (ASM), Noce Biondo (NBM), Noce Grigio (NGM), Noce Leggero (NEM), Noce Medio (NMM), Shaker Cherry (SKM), Walnut (TWM), WC Cream (WTM), White (WHM) and Winter Cherry (WCM). Please Specify.

DESCRIPTION	FEATURES	MODEL#	STANDARD TEXTILE GRADES												
	<b>Armless Upholstered Side Chair</b> COM Yardage: 1 Freight Class: 300 Product Weight (lbs.): 21 Cubic Feet Per Carton: 13.25	Does not stack.  Ergonomic Features: M, N													
			8520T	\$863	\$909	\$942	\$991	\$1064	\$1088	\$1152	\$1268	\$1325	\$1434	\$1583	\$1769
			OVERALL DIMENSIONS			SEAT DIMENSIONS			BACK DIMENSIONS						
			W	D	H	W	D	H	W	H					
			22.75	24	33	20	18.25	18	17.5			14			
			RTA 00												
	<b>Fully Upholstered Armchair</b> COM Yardage: 2.25 Freight Class: 300 Product Weight (lbs.): 22 Cubic Feet Per Carton: 13.25	Does not stack  Ergonomic Features: M, N													
			8521T	\$930	\$1019	\$1089	\$1194	\$1343	\$1413	\$1547	\$1762	\$1928	\$2111	\$2490	\$2894
			OVERALL DIMENSIONS			SEAT DIMENSIONS			BACK DIMENSIONS						
			W	D	H	W	D	H	W	H					
			22.75	24	33	20	18.25	18	17.5			14			
			RTA 00												
	<b>Picture Frame Armchair</b> COM Yardage: 1.25 Freight Class: 300 Product Weight (lbs.): 22 Cubic Feet Per Carton: 13.25	Does not stack  Ergonomic Features: M, N													
			8522T	\$1052	\$1089	\$1116	\$1156	\$1211	\$1232	\$1284	\$1374	\$1421	\$1508	\$1628	\$1775
			OVERALL DIMENSIONS			SEAT DIMENSIONS			BACK DIMENSIONS						
			W	D	H	W	D	H	W	H					
			22.75	24	33	20	18.25	18	17.5			14			
			RTA 00												
	<b>Upholstered Armchair</b> COM Yardage: 1 Freight Class: 300 Product Weight (lbs.): 22 Cubic Feet Per Carton: 13.25	Does not stack  Ergonomic Features: M, N													
			8525T	\$982	\$1029	\$1062	\$1115	\$1190	\$1217	\$1279	\$1404	\$1464	\$1576	\$1734	\$1926
			OVERALL DIMENSIONS			SEAT DIMENSIONS			BACK DIMENSIONS						
			W	D	H	W	D	H	W	H					
			22.75	24	33	20	18.25	18	17.5			14			
			RTA 00												

DESCRIPTION

FEATURES

MODEL#

STANDARD TEXTILE GRADES



Vertical Wood Slat Armchair

COM Yardage: 1  
Freight Class: 300  
Product Weight (lbs.): 22  
Cubic Feet Per Carton: 13.25

Does not stack.  
  
Ergonomic Features:  
M, N

8526T

1	2	3	4	5	6	7	8	9	10	11	12
\$1020	\$1055	\$1081	\$1122	\$1177	\$1203	\$1255	\$1335	\$1396	\$1467	\$1609	\$1761

OVERALL DIMENSIONS

W D H

22.75 24 33

SEAT DIMENSIONS

W D H

20 18.25 18

BACK DIMENSIONS

W H

17.5 14

RTA 00

LITE



model 5940



model 5944



Closed Loop Arms.



model 5945





model 5951C






STANDARD FEATURES

- Lite is a modern series inspired by classic designs.
- Arms are standard in cantilevered or closed loop. Both are made from fiberglass reinforced nylon, available in Black only.
- Frame is heavy duty, equipped with Sytex™ high-strength polyester webbing suspension system for extra comfort.
- Cantilever frame models are 1" diameter 12 gauge tubular steel.
- Four legged frames are 1" diameter 12 gauge tubular steel front legs and 7/8" diameter 14 gauge tubular steel rear legs, depending on the model.
- Glides are non-marking polypropylene (NM) suitable for both carpet and hard surface flooring.
- All models are rated for active user load of 300 lbs. per seat.
- Dual wheel carpet casters (C82) are standard on caster models.
- Check textile availability prior to specifying upholstery material.






OPTIONAL FEATURES






- Mesh models are available in any of the 24 standard Vue Mesh colors. Seat and back will be the same color mesh. Specify color: Sandy Beach (VU10), Dessert Sand (VU11), Orange Sunset (VU12), Chocolate Fountain (VU13), Artic Blue (VU14), Quarry Grey (VU15), Tidal Wave (VU16), Ivy Moss (VU17), Red Rose (VU18), Black (VU19), White (VU20), Lime (VU21), Chartreuse (VU23), Pool Blue (VU26), Sky (VU28), Ice (VU30), Primary Blue (VU32), Tangerine (VU34), Paprika (VU37), Grain (VU40), Yellow (VU43), Silver Grey (VU55), Silver (VU63), Hot Pink (VU65) and Red Mittens (VU70)
- A selection of glide options is available for four-legged chairs (models 5940, 5941, 5942, 5950, 5951 and 5952). Glides must be chosen to best suit flooring type and site conditions.
- Glides with felt pads (FG) are available for vinyl sheet, cork or laminate flooring, please specify. Add \$60.
- Glides with rubber pads (RG) are available for vinyl, hardwood, laminate, stone or ceramic flooring, please specify. Add \$60.
- For hard floor surface flooring casters please specify C9R, add \$98.
- **Frame finish**  
(TBL) Black (TBZ) Buzz Blue  
(TCC) Cactus (TCR) Carrot  
(TDJ) Dijon (TDW) Designer White  
(TEG) Eggplant (TFO) Fog  
(TFR) Frost (TIN) Ink  
(TIV) Cloud (TKA) Kalua  
(TLA) Latte (TMO) Mocha  
(TOA) Toast (TNE) Nevada  
(TSH) Shadow (TSN) Sand  
(TSR) Scarlet (TTU) Tungsten  
(CHM) Chrome. Add \$100  
(BCH) Brushed Chrome. Add \$107 for four-legged frame. Add \$227 for cantilever frame. Please Specify.


DESCRIPTION	FEATURES	MODEL#	STANDARD TEXTILE GRADES												
	<b>Four-legged Frame Armless</b> COM Yardage: N/A Freight Class: 150 Product Weight (lbs.): 26 Cubic Feet Per Carton: 12.5	Does not stack.	5940	1	2	3	4	5	6	7	8	9	10	11	12
				\$801											
			OVERALL DIMENSIONS			SEAT DIMENSIONS			BACK DIMENSIONS						
			W	D	H	W	D	H	W	H					
			21.75	24.75	34.25	20	17	19	16	19					
			RTA 00												
	<b>Four-legged Frame Armless w/Casters</b> COM Yardage: N/A Freight Class: 150 Product Weight (lbs.): 26 Cubic Feet Per Carton: 12.5	Does not stack.	5940C	1	2	3	4	5	6	7	8	9	10	11	12
				\$926											
			OVERALL DIMENSIONS			SEAT DIMENSIONS			BACK DIMENSIONS						
			W	D	H	W	D	H	W	H					
			21.75	24.75	34.25	20	17	19	16	19					
			RTA 00												

DESCRIPTION		FEATURES	MODEL#	STANDARD TEXTILE GRADES																
	<b>Four-legged Frame w/Cantilever Arms</b> COM Yardage: N/A Freight Class: 150 Product Weight (lbs.): 29 Cubic Feet Per Carton: 13.75	Does not stack.	5941	1	2	3	4	5	6	7	8	9	10	11	12					
				\$921																
				OVERALL DIMENSIONS			SEAT DIMENSIONS			BACK DIMENSIONS										
				W	D	H	W	D	H	W	H									
				24	25.5	34.25	20	17	19	16	19									
RTA 00			FedEx		ups															
	<b>Four-legged Frame w/Cantilever Arms &amp; Casters</b> COM Yardage: N/A Freight Class: 150 Product Weight (lbs.): 29 Cubic Feet Per Carton: 13.75	Does not stack.	5941C	1	2	3	4	5	6	7	8	9	10	11	12					
				\$1046																
				OVERALL DIMENSIONS			SEAT DIMENSIONS			BACK DIMENSIONS										
				W	D	H	W	D	H	W	H									
				24	25.5	34.25	20	17	19	16	19									
RTA 00			FedEx		ups															
			<b>Four-legged Frame w/ Loop Arms</b> COM Yardage: N/A Freight Class: 150 Product Weight (lbs.): 29 Cubic Feet Per Carton: 13.75	Does not stack.	5942	1	2	3	4	5	6	7				8	9	10	11	12
	\$921																			
	OVERALL DIMENSIONS					SEAT DIMENSIONS			BACK DIMENSIONS											
	W	D				H	W	D	H	W	H									
	23.75	25.5				34.25	20	17	19	16	19									
RTA 00		FedEx			ups															
	<b>Four-legged Frame w/ Loop Arms &amp; Casters</b> COM Yardage: N/A Freight Class: 150 Product Weight (lbs.): 29 Cubic Feet Per Carton: 13.75	Does not stack.			5942C	1	2	3	4	5	6				7	8	9	10	11	12
						\$1046														
			OVERALL DIMENSIONS			SEAT DIMENSIONS			BACK DIMENSIONS											
			W	D		H	W	D	H	W	H									
			23.75	25.5		34.25	20	17	19	16	19									
RTA 00																				
			<b>Cantilever Frame Armless</b> COM Yardage: N/A Freight Class: 150 Product Weight (lbs.): 27 Cubic Feet Per Carton: 12.5	Does not stack.	5943	1	2	3	4	5	6				7	8	9	10	11	12
						\$868														
	OVERALL DIMENSIONS					SEAT DIMENSIONS			BACK DIMENSIONS											
	W	D				H	W	D	H	W	H									
	21.75	23.5				34.25	20	17	19	16	19									
RTA 00																				



DESCRIPTION	FEATURES	MODEL#	STANDARD TEXTILE GRADES												
	<b>Cantilever Frame w/Cantilever Arms</b> COM Yardage: N/A Freight Class: 150 Product Weight (lbs.): 35 Cubic Feet Per Carton: 13.75	Does not stack.		1	2	3	4	5	6	7	8	9	10	11	12
			5944	\$987											
			OVERALL DIMENSIONS			SEAT DIMENSIONS			BACK DIMENSIONS						
			W	D	H	W	D	H	W	H					
			24	23.5	34.25	20	17	19	16	19					
			RTA 00												
	<b>Cantilever Frame w/Loop Arms</b> COM Yardage: N/A Freight Class: 150 Product Weight (lbs.): 35 Cubic Feet Per Carton: 13.75	Does not stack.		1	2	3	4	5	6	7	8	9	10	11	12
			5945	\$987											
			OVERALL DIMENSIONS			SEAT DIMENSIONS			BACK DIMENSIONS						
			W	D	H	W	D	H	W	H					
			23.75	23.5	34.25	20	17	19	16	19					
			RTA 00      FedEx      UPS												
	<b>Upholstered Four-legged Frame Armless</b> COM Yardage: 1.50 Freight Class: 150 Product Weight (lbs.): 26 Cubic Feet Per Carton: 12.5	Does not stack.		1	2	3	4	5	6	7	8	9	10	11	12
			5950	\$663	\$726	\$769	\$837	\$932	\$978	\$1066	\$1205	\$1310	\$1430	\$1677	\$1937
			OVERALL DIMENSIONS			SEAT DIMENSIONS			BACK DIMENSIONS						
			W	D	H	W	D	H	W	H					
			21.75	24.75	34.25	20	17	19	16	19					
			RTA 00												
	<b>Upholstered Four-legged Frame Armless w/Casters</b> COM Yardage: 1.50 Freight Class: 150 Product Weight (lbs.): 26 Cubic Feet Per Carton: 12.5	Does not stack.		1	2	3	4	5	6	7	8	9	10	11	12
			5950C	\$789	\$852	\$895	\$963	\$1058	\$1104	\$1192	\$1331	\$1436	\$1556	\$1803	1362
			OVERALL DIMENSIONS			SEAT DIMENSIONS			BACK DIMENSIONS						
			W	D	H	W	D	H	W	H					
			21.75	24.75	34.25	20	17	19	16	19					
			RTA 00												
	<b>Upholstered Four-legged Frame w/Cantilever Arms</b> COM Yardage: 1.50 Freight Class: 150 Product Weight (lbs.): 29 Cubic Feet Per Carton: 13.75	Does not stack.		1	2	3	4	5	6	7	8	9	10	11	12
			5951	\$779	\$842	\$885	\$953	\$1048	\$1094	\$1182	\$1321	\$1426	\$1546	\$1793	1357
			OVERALL DIMENSIONS			SEAT DIMENSIONS			BACK DIMENSIONS						
			W	D	H	W	D	H	W	H					
			24	25.5	34.25	20	17	19	16	19					
			RTA 00												

DESCRIPTION	FEATURES	MODEL#	STANDARD TEXTILE GRADES												
	<b>Upholstered Four-legged Frame w/Cantilever Arms &amp; Casters</b> COM Yardage: 1.50 Freight Class: 150 Product Weight (lbs.): 29 Cubic Feet Per Carton: 13.75	Does not stack.		1	2	3	4	5	6	7	8	9	10	11	12
			5951C	\$907	\$970	\$1013	\$1081	\$1176	\$1222	\$1310	\$1449	\$1554	\$1674	\$1921	1439
			OVERALL DIMENSIONS			SEAT DIMENSIONS			BACK DIMENSIONS						
			W	D	H	W	D	H	W	H					
			24	25.5	34.25	20	17	19	16	19					
			RTA 00												
	<b>Upholstered Four-legged Frame w/Loop Arms</b> COM Yardage: 1.50 Freight Class: 150 Product Weight (lbs.): 29 Cubic Feet Per Carton: 13.75	Does not stack.		1	2	3	4	5	6	7	8	9	10	11	12
			5952	\$779	\$842	\$885	\$953	\$1048	\$1094	\$1182	\$1321	\$1426	\$1546	\$1793	1357
			OVERALL DIMENSIONS			SEAT DIMENSIONS			BACK DIMENSIONS						
			W	D	H	W	D	H	W	H					
			23.75	25.5	34.25	20	17	19	16	19					
			RTA 00												
	<b>Upholstered Four-legged Frame w/Loop Arms &amp; Casters</b> COM Yardage: 1.50 Freight Class: 150 Product Weight (lbs.): 29 Cubic Feet Per Carton: 13.75	Does not stack.		1	2	3	4	5	6	7	8	9	10	11	12
			5952C	\$907	\$970	\$1013	\$1081	\$1176	\$1222	\$1310	\$1449	\$1554	\$1674	\$1921	1439
			OVERALL DIMENSIONS			SEAT DIMENSIONS			BACK DIMENSIONS						
			W	D	H	W	D	H	W	H					
			23.75	25.5	34.25	20	17	19	16	19					
			RTA 00												
	<b>Upholstered Cantilever Frame Armless</b> COM Yardage: 1.50 Freight Class: 150 Product Weight (lbs.): 27 Cubic Feet Per Carton: 12.5	Does not stack.		1	2	3	4	5	6	7	8	9	10	11	12
			5953	\$726	\$789	\$832	\$900	\$995	\$1041	\$1129	\$1268	\$1373	\$1493	\$1740	1323
			OVERALL DIMENSIONS			SEAT DIMENSIONS			BACK DIMENSIONS						
			W	D	H	W	D	H	W	H					
			21.75	23.5	34.25	20	17	19	16	19					
			RTA 00												
	<b>Upholstered Cantilever Frame w/Cantilever Arms</b> COM Yardage: 1.50 Freight Class: 150 Product Weight (lbs.): 35 Cubic Feet Per Carton: 13.75	Does not stack.		1	2	3	4	5	6	7	8	9	10	11	12
			5954	\$847	\$910	\$953	\$1021	\$1116	\$1162	\$1250	\$1389	\$1494	\$1614	\$1861	\$2121
			OVERALL DIMENSIONS			SEAT DIMENSIONS			BACK DIMENSIONS						
			W	D	H	W	D	H	W	H					
			24	23.5	34.25	20	17	19	16	19					
			RTA 00												

<div></div> <div><b>Upholstered Cantilever Frame w/Loop Arms</b> COM Yardage: 1.50 Freight Class: 150 Product Weight (lbs.): 35 Cubic Feet Per Carton: 13.75</div>	FEATURES	MODEL#	STANDARD TEXTILE GRADES											
			1	2	3	4	5	6	7	8	9	10	11	12
			5955	\$847	\$910	\$953	\$1021	\$1116	\$1162	\$1250	\$1389	\$1494	\$1614	\$1861
			OVERALL DIMENSIONS			SEAT DIMENSIONS			BACK DIMENSIONS					
			W	D	H	W	D	H	W	H				
			23.75	23.5	34.25	20	17	19	16	19				
			RTA 00											

MARCHE™



model 8624 (BCH)      model 8621 (CH)

STANDARD FEATURES

- A contemporary wood seating series.
- Legs are standard in Black with Black non-marking glides.
- Does not stack.
- Check textile availability prior to specifying upholstery material.





OPTIONAL FEATURES






- Wood backs are available in Absolute (AAM), Black (BKM), Cherry (ACM), English Oak (EOM), Espresso Cafe (ECM), Fruitwood (TFM), Gray (HGM), Honey (AHM), Mahogany (TMM), Maple (AVM), Medium Walnut (MWM), Night (ASM),

Noce Biondo (NBM), Noce Grigio (NGM), Noce Leggero (NEM), Noce Medio (NMM), Shaker Cherry (SKM), Walnut (TWM), WC Cream (WTM), White (WHM) and Winter Cherry (WCM). Please Specify.

- Optional finishes are available at an upcharge. For models 8621, 8622 or 8624 add \$94 for Chrome (CHM) or Brushed Chrome (BCH), Add \$65 for Tungsten (TTU).

For models 8621S, 8622S or 8624S add \$125 for Chrome (CHM) or Brushed Chrome (BCH), Add \$89 for Tungsten (TTU).

DESCRIPTION	FEATURES	MODEL#	STANDARD TEXTILE GRADES												
	<b>Side Chair</b> Open wood back COM Yardage: 1 Freight Class: 250 Product Weight (lbs.): 18.1 Cubic Feet Per Carton: 11.25	Does not stack.													
			1	2	3	4	5	6	7	8	9	10	11	12	
			8621	\$1182	\$1219	\$1249	\$1292	\$1353	\$1381	\$1437	\$1526	\$1594	\$1670	\$1826	\$1992
			OVERALL DIMENSIONS			SEAT DIMENSIONS			BACK DIMENSIONS						
			W	D	H	W	D	H	W	H					
20	21	31.5	19	16.5	19	20	13.5								
			RTA 00    FedEx												
	<b>Side Chair</b> Closed Upholstered Wood back COM Yardage: 2.25 Freight Class: 250 Product Weight (lbs.): 22.05 Cubic Feet Per Carton: 11.25	Does not stack.													
			1	2	3	4	5	6	7	8	9	10	11	12	
			8622	\$1193	\$1295	\$1328	\$1378	\$1449	\$1475	\$1536	\$1655	\$1709	\$1819	\$1968	\$2154
			OVERALL DIMENSIONS			SEAT DIMENSIONS			BACK DIMENSIONS						
			W	D	H	W	D	H	W	H					
20	21	31.5	19	16.5	19	20	13.5								
			RTA 00												
	<b>Side Chair</b> Closed Wood Back COM Yardage: 1 Freight Class: 250 Product Weight (lbs.): 20.22 Cubic Feet Per Carton: 11.25	Does not stack.													
			1	2	3	4	5	6	7	8	9	10	11	12	
			8624	\$1182	\$1219	\$1249	\$1292	\$1353	\$1381	\$1437	\$1526	\$1594	\$1670	\$1826	\$1992
			OVERALL DIMENSIONS			SEAT DIMENSIONS			BACK DIMENSIONS						
			W	D	H	W	D	H	W	H					
20	21	31.5	19	16.5	19	20	13.5								
			RTA 00												
	<b>Counter Stool</b> Open Wood Back COM Yardage: 1 Freight Class: 300 Product Weight (lbs.): 32 Cubic Feet Per Carton: 13	Does not stack.													
			1	2	3	4	5	6	7	8	9	10	11	12	
			8621S26	\$1458	\$1492	\$1514	\$1547	\$1595	\$1617	\$1663	\$1731	\$1785	\$1845	\$1966	\$2098
			OVERALL DIMENSIONS			SEAT DIMENSIONS			BACK DIMENSIONS						
			W	D	H	W	D	H	W	H					
20	21	38.5	19	16.5	26	20	13.5								
			RTA 00												

DESCRIPTION	FEATURES	MODEL#	STANDARD TEXTILE GRADES											
 <b>Counter Stool</b> Closed Upholstered Wood Back COM Yardage: 2.25 Freight Class: 250 Product Weight (lbs.): 32 Cubic Feet Per Carton: 13	Does not stack.	8622S26	1	2	3	4	5	6	7	8	9	10	11	12
			\$1517	\$1600	\$1662	\$1758	\$1893	\$1959	\$2081	\$2277	\$2428	\$2596	\$2941	\$3312
			OVERALL DIMENSIONS			SEAT DIMENSIONS			BACK DIMENSIONS					
			W	D	H	W	D	H	W	H				
			20	21	38.5	19	16.5	26	20	13.5				
RTA 00														
 <b>Counter Stool</b> Closed Wood Back COM Yardage: 1 Freight Class: 250 Product Weight (lbs.): 32 Cubic Feet Per Carton: 13	Does not stack.	8624S26	1	2	3	4	5	6	7	8	9	10	11	12
			\$1458	\$1492	\$1514	\$1547	\$1595	\$1617	\$1663	\$1731	\$1785	\$1845	\$1966	\$2098
			OVERALL DIMENSIONS			SEAT DIMENSIONS			BACK DIMENSIONS					
			W	D	H	W	D	H	W	H				
			20	21	38.5	19	16.5	26	20	13.5				
RTA 00														
 <b>Barstool</b> Open Wood Back COM Yardage: 1 Freight Class: 250 Product Weight (lbs.): 38 Cubic Feet Per Carton: 14	Does not stack.	8621S30	1	2	3	4	5	6	7	8	9	10	11	12
			\$1536	\$1641	\$1659	\$1691	\$1733	\$1745	\$1782	\$1854	\$1889	\$1953	\$2043	\$2153
			OVERALL DIMENSIONS			SEAT DIMENSIONS			BACK DIMENSIONS					
			W	D	H	W	D	H	W	H				
			20	21	42.5	19	16.5	30	20	13.5				
RTA 00														
 <b>Barstool</b> Closed Upholstered Wood Back COM Yardage: 2.25 Freight Class: 250 Product Weight (lbs.): 38 Cubic Feet Per Carton: 14	Does not stack.	8622S30	1	2	3	4	5	6	7	8	9	10	11	12
			\$1595	\$1678	\$1740	\$1836	\$1971	\$2036	\$2158	\$2355	\$2506	\$2674	\$3019	\$3388
			OVERALL DIMENSIONS			SEAT DIMENSIONS			BACK DIMENSIONS					
			W	D	H	W	D	H	W	H				
			20	21	42.5	19	16.5	30	20	13.5				
RTA 00														
 <b>Barstool</b> Closed Wood Back COM Yardage: 1 Freight Class: 250 Product Weight (lbs.): 38 Cubic Feet Per Carton: 14	Does not stack.	8624S30	1	2	3	4	5	6	7	8	9	10	11	12
			\$1536	\$1641	\$1659	\$1691	\$1733	\$1745	\$1782	\$1854	\$1889	\$1953	\$2043	\$2153
			OVERALL DIMENSIONS			SEAT DIMENSIONS			BACK DIMENSIONS					
			W	D	H	W	D	H	W	H				
			20	21	42.5	19	16.5	30	20	13.5				
RTA 00														



model 8335T                      model 8336T


STANDARD FEATURES


- Mayne offers classic styling and value in a finely crafted wood framed side chair.
- Frame construction is beechwood.
- Legs are equipped with White non-marking polypropylene glides Suitable for both carpet and hard surface flooring.
- Offered in two back styles; Upholstered back or Vertical wood slat.
- Check textile availability prior to specifying upholstery material.
- Does not stack.

OPTIONAL FEATURES

- Wood frames available in Absolute (**AAM**), Black (**BKM**), Cherry (**ACM**), Espresso Cafe (**ECM**), English Oak (**EOM**), Fruitwood (**TFM**), Gray (**HGM**), Honey (**AHM**), Mahogany (**TMM**), Maple (**AVM**), Medium Walnut (**MWM**), Natural Walnut (**NLW**), Night (**ASM**), Noce Biondo (**NBM**), Noce Grigio (**NGM**), Noce Leggero (**NEM**), Noce Medio (**NMM**), Shaker Cherry (**SKM**), Walnut (**TWM**), WC Cream (**WTM**), White (**WHM**) and Winter Cherry (**WCM**). Please Specify..

MULTI-PURPOSE

DESCRIPTION	FEATURES	MODEL #	STANDARD TEXTILE GRADES												
	<p><b>Upholstered Armchair</b></p> <p>COM Yardage: 1</p> <p>Freight Class: 250</p> <p>Product Weight (lbs.): 27</p> <p>Cubic Feet Per Carton: 13.25</p>	<p>Does not stack.</p> <p>Ergonomic Features:</p> <p>M, N</p>	<p>8335T</p>	1	2	3	4	5	6	7	8	9	10	11	12
				\$1042	\$1087	\$1121	\$1170	\$1241	\$1266	\$1329	\$1446	\$1503	\$1612	\$1761	\$1946
				OVERALL DIMENSIONS			SEAT DIMENSIONS			BACK DIMENSIONS					
				W	D	H	W	D	H	W	H				
				23	24.5	33		20	18.25	18		17.5		14	
				RTA 00											

	<p><b>Vertical Wood Slat Armchair</b></p> <p>COM Yardage: 1</p> <p>Freight Class: 300</p> <p>Product Weight (lbs.): 25</p> <p>Cubic Feet Per Carton: 13.25</p>	<p>Does not stack.</p> <p>Ergonomic Features:</p> <p>M, N</p>	<p>8336T</p>	1	2	3	4	5	6	7	8	9	10	11	12
				\$1079	\$1114	\$1140	\$1179	\$1234	\$1259	\$1311	\$1388	\$1450	\$1516	\$1656	\$1804
				OVERALL DIMENSIONS			SEAT DIMENSIONS			BACK DIMENSIONS					
				W	D	H	W	D	H	W	H				
				23	24.5	33		20	18.25	18		17.5		14	
				RTA 00											

MODA™



model 6960



model 6961

Also see Moda Stacking Chairs



For Moda stacking chairs, please see 186.

STANDARD FEATURES

- Moda is an upscale, classic looking multi-purpose product, ideal for conference rooms, training, break out and collaboration areas as well as light-use tasking.
- Chairs are molded with a one-piece shell. Available in Night (**BLK**), Cloud (**IVC**) or Shadow (**SHW**).
- Chair frame consists of a Polished Aluminum chassis on four steel legs in a durable Chrome finish.
- Standard with nylon glides (**N1**), suitable for carpet, rubber or concrete flooring.
- Check textile availability prior to specifying upholstery material.
- Four legged chairs do not stack.

OPTIONAL FEATURES

- All models are available with optional armcaps in Black self-skinned urethane (SSU), or in Black, White or Clear Grey finish hard plastic.
- Model 6961 armcaps can also be upholstered in the matching fabric, vinyl or leather.
- Glides with felt pads (**FG**) are available for vinyl sheet, cork or laminate flooring, please specify. Add \$37.
- Glides with felt pads (**RG**) are available for vinyl sheet, hardwood, laminate, stone or ceramic flooring, please specify. Add \$37.
- Adjustable swivel glides (**SWG**) are available for uneven floors, please specify. No upcharge


OPTION CODES


Please add option codes in the following order:

- **Model number**  
**6960** Armchair  
**6961** Armchair w/upholstered seat
- **Textile**  
Specify textile code for seat (model 6961 only).
- **Shell color** (no upcharge)  
(**BLK**) Night  
(**IVC**) Cloud  
(**SHW**) Shadow
- **Frame finish**  
(**CHM**) Chrome. No upcharge.  
(**TBL**) Black. Add \$87.  
(**TTU**) Tungsten. Add \$87.  
(**BT**) Butternut woodgrain. Add \$178.  
(**EB**) Ebony woodgrain. Add \$178.  
(**WU**) Walnut woodgrain. Add \$178.
- **Armcaps**  
(**NC**) No armcaps.  
(**SS**) Black SSU. Add \$66.  
(**GC**) Clear Grey hard plastic. Add \$37.  
(**H3**) Black hard plastic. Add \$37.  
(**H4**) White hard plastic. Add \$37.  
**Armcaps** (to match woodgrain frame finish only)  
(**BT**) Butternut woodgrain. Add \$123.  
(**EB**) Ebony woodgrain. Add \$123.  
(**WU**) Walnut woodgrain. Add \$123.  
**Armcaps** (upholstered model 6961 only)  
(**UP**) Matching upholstery. Add \$73.
- **Glide style** (no upcharge)  
(**FX**) Fixed glide (STD)  
(**SWG**) Adjustable swivel
- **Glide type**  
(**N1**) Standard nylon. No upcharge.  
(**FG**) Felt. Add \$37.  
(**RG**) Rubber. Add \$37.

EXAMPLE MODA ORDER CODE:

6960	-HD05	-IVC	-CHM	-NC	-FX	-N1
Model #	Textile	Shell	Frame	Armcaps	Glide style	Glide type

DESCRIPTION	FEATURES	MODEL #	STANDARD TEXTILE GRADES											
	Four-Legged Armchair COM Yardage: N/A Freight Class: 300 Product Weight (lbs.): 16 Cubic Feet Per Carton: 14.5	6960	1	2	3	4	5	6	7	8	9	10	11	12
			\$773											
			OVERALL DIMENSIONS			SEAT DIMENSIONS			BACK DIMENSIONS					
			W	D	H	W	D	H	W	H				
			25	25	31	20.5	18	15.5	20	16				
			RTA 1			1 per carton								

	Four-Legged Armchair COM Yardage: 0.75 Freight Class: 300 Product Weight (lbs.): 17 Cubic Feet Per Carton: 14.5	6961	1	2	3	4	5	6	7	8	9	10	11	12
			\$912	\$948	\$975	\$1015	\$1070	\$1097	\$1149	\$1231	\$1294	\$1365	\$1509	\$1663
			OVERALL DIMENSIONS			SEAT DIMENSIONS			BACK DIMENSIONS					
			W	D	H	W	D	H	W	H				
			25	25	31	20.5	18	16	20	15.5				
			RTA 1			1 per carton								

MODA



model 6962



model 6963

Also see Moda Stacking Chairs



For Moda four-legged chairs, please see 185.

STANDARD FEATURES

- Moda is an upscale, classic looking multi-purpose product, ideal for conference rooms, training, break out and collaboration areas as well as light-use tasking.
- Chairs are molded with a one-piece shell. Available in Night (**BLK**), Cloud (**IVC**) or Shadow (**SHW**).
- Chair frame consists of 0.5" diameter solid steel rod available exclusively in a durable Chrome finish. No crossbar to interfere with feet or leg positions.
- Chairs can be ganged together using ganging clamp set 6970.
- Standard with shell-matching nylon glides (**N1**), suitable for carpet, rubber or concrete flooring.
- Check textile availability prior to specifying upholstery material.

OPTIONAL FEATURES

- All models are available with optional armcaps in Black self-skinned urethane (SSU), or in Black, White or Clear Grey finish hard plastic.
- Model 6963 armcaps can also be upholstered in the matching fabric, vinyl or leather.
- Glides with felt pads (**FG**) are available for vinyl sheet, cork or laminate flooring, please specify. Add \$37.
- Glides with felt pads (**RG**) are available for vinyl sheet, hardwood, laminate, stone or ceramic flooring, please specify. Add \$37.

Please add option codes in the following order.

- **Model number**  
**6962** Armchair  
**6963** Armchair w/upholstered seat
- **Textile**  
Specify textile code for seat (model 6963 only).
- **Shell color** (no upcharge)  
(**BLK**) Night  
(**IVC**) Cloud  
(**SHW**) Shadow
- **Armcaps**  
(**NC**) No armcaps.  
(**SS**) Black SSU. Add \$66.  
(**GC**) Clear Grey hard plastic. Add \$88  
(**H3**) Black hard plastic. Add \$37.  
(**H4**) White hard plastic. Add \$37.  
(**UP**) Matching upholstery (upholstered model 6963 only). Add \$73.
- **Glides**  
(**N1**) Standard nylon. No upcharge.  
(**FG**) Felt. Add \$37.  
(**RG**) Rubber. Add \$37.

EXAMPLE MODA ORDER CODE:

6963	-HD05	-IVC	-NC	-N1
Model #	Textile	Shell	Armcaps	Glides

DESCRIPTION

FEATURES

MODEL #

STANDARD TEXTILE GRADES



Armchair

COM Yardage: N/A  
Freight Class: 300  
Product Weight (lbs.): 16  
Cubic Feet Per Carton: 15.75

Polypropylene seat & back.  
Stacks 5 high on floor  
Stacks 14 high on dolly

	1	2	3	4	5	6	7	8	9	10	11	12
6962	\$690											

OVERALL DIMENSIONS			SEAT DIMENSIONS			BACK DIMENSIONS		
W	D	H	W	D	H	W	H	
25	25	31	20.5	18	17	20	15	

RTA 1 2 per carton

	1	2	3	4	5	6	7	8	9	10	11	12
6963	\$829	\$865	\$892	\$932	\$988	\$1014	\$1065	\$1147	\$1210	\$1281	\$1423	\$1578

OVERALL DIMENSIONS			SEAT DIMENSIONS			BACK DIMENSIONS		
W	D	H	W	D	H	W	H	
25	25	31	20.5	18	17.5	20	15	

RTA 1 2 per carton

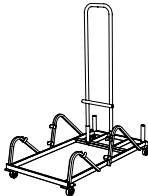



Armchair

COM Yardage: 0.75  
Freight Class: 300  
Product Weight (lbs.): 17  
Cubic Feet Per Carton: 15.75

Upholstered seat/polypropylene back.  
Stacks 4 high on floor  
Stacks 8 high on dolly.



DESCRIPTION	FEATURES	MODEL #	STANDARD TEXTILE GRADES											
 <b>Medium Density Dolly</b> COM Yardage: N/A Freight Class: 150 Product Weight (lbs.): 43 Cubic Feet Per Carton: 13.25	For use w/ sled base chairs only	6969	1	2	3	4	5	6	7	8	9	10	11	12
		OVERALL DIMENSIONS			SEAT DIMENSIONS			BACK DIMENSIONS						
		W	D	H	W	D	H	W	H					
		25	63	36.75	-	-	-	-	-					
		RTA 00			FedEx			ups			1 per carton			
 <b>Ganging Clamp</b> COM Yardage: N/A Freight Class: 70 Product Weight (lbs.): 0.13 Cubic Feet Per Carton: 0.3	Two per chair recommended. Packed 2 per bag For use w/ sled base chairs only	6970	1	2	3	4	5	6	7	8	9	10	11	12
		OVERALL DIMENSIONS			SEAT DIMENSIONS			BACK DIMENSIONS						
		W	D	H	W	D	H	W	H					
		3.0	1.5	0.75	-	-	-	-	-					
		RTA 00			FedEx			ups			25 per carton			

POPCORN



model 6711



model 6712



model 6743TR



Hand Hold Feature

	Chair Stacking Capability		Stool Stacking Capability
	Stacks on floor	Stacks on dolly	Stacks on floor
<b>Armless</b>			
Polypropylene seat	up to 10 high	up to 34 high	up to 8 high
Upholstered seat	up to 8 high	up to 15 high	up to 8 high
<b>With Arms</b>			
Polypropylene seat	up to 10 high	up to 34 high	up to 8 high
Upholstered seat	up to 8 high	up to 15 high	up to 8 high

STANDARD FEATURES

- Popcorn a high quality stacking chair that is ideal for multi-purpose stack applications within corporate, government and healthcare facilities.
- Chair frame is constructed of 1/2" diameter solid chrome steel rod available exclusively in a durable chrome finish. There is no crossbar to interfere with feet or leg positions. Chrome frame without glides is standard and suitable for cork, rubberized and carpeted floors.
- Wall saver frame design; the base touches the wall before the upper back to protect the wall from damage.
- Upper back features a cut out hand hold to assist in stacking and transportation.
- Seat and back is a one piece polypropylene shell for strength and ease of cleaning and disinfecting.
- Chairs can be ganged together using ganging clamp set (6626), providing a 2" space between armchair models and 5" space between armless models.
- Upholstered models are equipped with a smooth black shroud underneath the seat to help prevent frame imprints on the lower chair while stacked.
- Task chairs are available with a tablet. Tablet arms are extremely rugged and meets ANSI-BIFMA testing requirements. Tablet hinges up to allow ease of egress. Tablet slides forward and back to accommodate any body size comfortably. Tablet models do not stack.
- Standard tablet (DB) size is 18"D x 14.5"W and is made of Black polymer. Tablets are attached at the left or right (as seated) of the task chair.
- Popcorn beam seating consists of upper seat units (6717, 6719) including mounting brackets and all hardware necessary for attachment to beam.
- For all beam components, tables and a complete list of available upper seat units, see Beam Seating series.
- **Specifications and pricing are for 1 chair.**

OPTIONAL FEATURES

- Polypropylene shell and coordinating arms are available in 14 designer colors. Choose from Buzz Blue (**BZB**), Cactus (**CCT**), Carrot (**CRO**), Cloud (**IVC**), Dijon (**DJN**), Eggplant (**EGP**), Fog (**FOG**), Frost (**FRO**), Ink (**INK**), Latte (**LAB**), Night (**BLK**), Sand (**SND**), Scarlet (**SAR**), and Shadow (**SHW**).
- An optional 18.5"D x 18.5"W high pressure laminate writing tablet is available. The core is hardwood veneer plywood with radiused edge finished in clear lacquer. This writing tablet is offered in the following finishes: Black (**BLK**), Clear Maple (**CMB**), Designer White (**DWT**) and Noce Grigio (**NGL**). Please specify. Add \$64.
- Check textile availability prior to specifying upholstery material.
- Chairs will have additional stitch details when upholstered in vinyl.
- For hard surface flooring casters on Task chairs, please specify (**C9R**). Add \$72.
- A selection of glide options is available. Glides must be chosen to best suit flooring type and site conditions.
- Clear polycarbonate glides (**CG**) are available for carpet, rubber or concrete flooring, please specify. Add \$18
- Glides with felt pads (**FG**) are available for vinyl sheet, cork or laminate flooring, please specify. Add \$34.
- Glides with rubber pads (**RG**) are available for vinyl, hardwood, laminate, stone or ceramic flooring, please specify. Add \$34.
- Glides with stainless steel pads (**SG**) are available for carpet or rubber flooring, specify. Add \$34.

DESCRIPTION

FEATURES

MODEL#

STANDARD TEXTILE GRADES



**Armchair**  
COM Yardage: N/A  
Freight Class: 150  
Product Weight (lbs.): 23.5  
Cubic Feet Per Carton: 4.44 (4 per carton)

Polypropylene Seat and Back.  
Stacks 10 high on floor.  
Stacks 34 high on dolly

	1	2	3	4	5	6	7	8	9	10	11	12
<b>6710</b>	\$347											

OVERALL DIMENSIONS			SEAT DIMENSIONS			BACK DIMENSIONS	
W	D	H	W	D	H	W	H
24.5	23.5	32.5	18	18	16.5	19.5	16

RTA 00






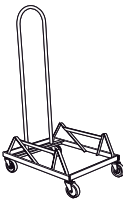

**Armless Chair**  
COM Yardage: N/A  
Freight Class: 150  
Product Weight (lbs.): 17.25  
Cubic Feet Per Carton: 14.75 (4 per carton)




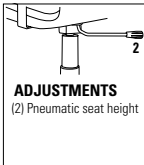

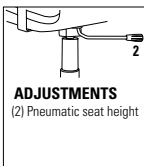
Polypropylene Seat and Back.  
Stacks 10 high on floor.  
Stacks 34 high on dolly

	1	2	3	4	5	6	7	8	9	10	11	12
<b>6711</b>	\$228											

OVERALL DIMENSIONS			SEAT DIMENSIONS			BACK DIMENSIONS	
W	D	H	W	D	H	W	H
20	23.5	32.5	18	18	16.5	19.5	16





RTA 00

DESCRIPTION	FEATURES	MODEL#	STANDARD TEXTILE GRADES											
	<b>Armchair</b> COM Yardage: 0.75 Freight Class: 150 Product Weight (lbs.): 24.5 Cubic Feet Per Carton: 4.81 (4 per carton)	6712	1	2	3	4	5	6	7	8	9	10	11	12
			\$454	\$487	\$506	\$538	\$582	\$599	\$637	\$712	\$744	\$812	\$905	1021
			OVERALL DIMENSIONS			SEAT DIMENSIONS			BACK DIMENSIONS					
			W	D	H	W	D	H	W	H				
			24.5	23.5	32.5	18	18	17	19.5	15.5				
		RTA 00	FedEx		ups									
	<b>Armless Chair</b> COM Yardage: 0.75 Freight Class: 250 Product Weight (lbs.): 16 Cubic Feet Per Carton: 9 (4 per carton)	6713	1	2	3	4	5	6	7	8	9	10	11	12
			\$336	\$367	\$386	\$419	\$462	\$479	\$518	\$591	\$625	\$696	\$788	902
			OVERALL DIMENSIONS			SEAT DIMENSIONS			BACK DIMENSIONS					
			W	D	H	W	D	H	W	H				
			20	23.5	32.5	18	18	17	19.5	15.5				
		RTA 00												
	<b>Medium Density Dolly</b> COM Yardage: N/A Freight Class: 250 Product Weight (lbs.): 29 Cubic Feet Per Carton: 9	6714	1	2	3	4	5	6	7	8	9	10	11	12
			\$772	-	-	-	-	-	-	-	-	-	-	-
			OVERALL DIMENSIONS			SEAT DIMENSIONS			BACK DIMENSIONS					
			W	D	H	W	D	H	W	H				
			23	31	18.5	-	-	-	-	-				
		RTA 00	FedEx		ups									
	<b>High Density Dolly</b> COM Yardage: N/A Freight Class: 125 Product Weight (lbs.): 30 Cubic Feet Per Carton: 5.5	6715	1	2	3	4	5	6	7	8	9	10	11	12
			\$772	-	-	-	-	-	-	-	-	-	-	-
			OVERALL DIMENSIONS			SEAT DIMENSIONS			BACK DIMENSIONS					
			W	D	H	W	D	H	W	H				
			21.37	31.75	51.75	-	-	-	-	-				
		RTA 00	FedEx		ups									
	<b>Armless Seat Unit</b> COM Yardage: N/A Freight Class: 150 Product Weight (lbs.): 17 Cubic Feet Per Carton: 6.5 (2 per carton)	6717	1	2	3	4	5	6	7	8	9	10	11	12
			\$354	-	-	-	-	-	-	-	-	-	-	-
			OVERALL DIMENSIONS			SEAT DIMENSIONS			BACK DIMENSIONS					
			W	D	H	W	D	H	W	H				
			20	21	18	18	18	-	19.5	16				
		RTA 00												

DESCRIPTION	FEATURES	MODEL#	STANDARD TEXTILE GRADES													
	<b>Armless Seat Unit</b> COM Yardage: 0.75 Freight Class: 150 Product Weight (lbs.): 18 Cubic Feet Per Carton: 6.5 (2 per carton)		<b>Popcorn</b> Upholstered Seat and Polypropylene Back. Use with beam.													
				OVERALL DIMENSIONS			SEAT DIMENSIONS			BACK DIMENSIONS						
				W	D	H	W	D	H	W	H					
				20	21	18	18	18	-	19.5	16					
				RTA 00												
				1	2	3	4	5	6	7	8	9	10	11	12	
		6626		\$30	-	-	-	-	-	-	-	-	-	-	-	
				OVERALL DIMENSIONS			SEAT DIMENSIONS			BACK DIMENSIONS						
				W	D	H	W	D	H	W	H					
				1	6.5	00.75	-	-	-	-	-					
				RTA 00												
	 <b>ADJUSTMENTS</b> (2) Pneumatic seat height		List price													
				6741	504											
				OVERALL DIMENSIONS			SEAT DIMENSIONS			BACK DIMENSIONS						
				W	D	H	W	D	H	W	H					
				20	23	30.5	18	18	15.5	19.5	16					
				RTA 00			1 per carton									
	 <b>ADJUSTMENTS</b> (2) Pneumatic seat height			1	2	3	4	5	6	7	8	9	10	11	12	
				6743	617	650	670	706	754	774	819	890	941	1003	1125	1257
				OVERALL DIMENSIONS			SEAT DIMENSIONS			BACK DIMENSIONS						
				W	D	H	W	D	H	W	H					
				20	23	30.5	18	18	16	19.5	16					
				RTA 00			1 per carton									

**POPCORN P**

globalfurnituregroup.com | USA 

DESCRIPTION	FEATURES	MODEL#	STANDARD TEXTILE GRADES												
	<b>Barstool w/Arms</b> COM Yardage: 0.75 Freight Class: 150 Product Weight (lbs.): 24.5 Cubic Feet Per Carton: 4.81 (2 per carton)		1	2	3	4	5	6	7	8	9	10	11	12	
			6712BS	\$674	\$707	\$728	\$762	\$809	\$832	\$878	\$947	\$998	\$1060	\$1181	\$1312
			OVERALL DIMENSIONS			SEAT DIMENSIONS			BACK DIMENSIONS						
			W	D	H	W	D	H	W	H					
		24.5	25.5	44.5	18	18	29.5	19.5	16						
		RTA 00													
	<b>Counter Stool w/Arms</b> COM Yardage: 0.75 Freight Class: 150 Product Weight (lbs.): 24.5 Cubic Feet Per Carton: 4.81 (2 per carton)		1	2	3	4	5	6	7	8	9	10	11	12	
			6712CS	\$674	\$708	\$730	\$763	\$811	\$833	\$879	\$947	\$1001	\$1061	\$1182	\$1314
			OVERALL DIMENSIONS			SEAT DIMENSIONS			BACK DIMENSIONS						
			W	D	H	W	D	H	W	H					
		24.5	25.5	18	18	18	24.5	19.5	16						
		RTA 00													
	<b>Armless Barstool</b> COM Yardage: 0.75 Freight Class: 250 Product Weight (lbs.): 29 Cubic Feet Per Carton: 9 (2 per carton)		1	2	3	4	5	6	7	8	9	10	11	12	
			6713BS	\$551	\$584	\$605	\$639	\$686	\$709	\$755	\$824	\$875	\$937	\$1058	\$1189
			OVERALL DIMENSIONS			SEAT DIMENSIONS			BACK DIMENSIONS						
			W	D	H	W	D	H	W	H					
		20	25.5	18	18	18	29.5	19.5	16						
		RTA 00													
	<b>Armless Counter Stool</b> COM Yardage: 0.75 Freight Class: 250 Product Weight (lbs.): 29 Cubic Feet Per Carton: 9 (2 per carton)		1	2	3	4	5	6	7	8	9	10	11	12	
			6713CS	\$551	\$584	\$605	\$639	\$686	\$709	\$755	\$824	\$875	\$937	\$1058	\$1189
			OVERALL DIMENSIONS			SEAT DIMENSIONS			BACK DIMENSIONS						
			W	D	H	W	D	H	W	H					
		20	25.5	18	18	18	24.5	19.5	16						
		RTA 00													

REBOUND™



Model R5APUG  
Armchair, Upholstered Seat



Model R5CSAPUG  
Counter Stool, Arms, Upholstered Seat

	Chair Stacking Capability		Stools Stacking Capability
	stacks on floor	stacks on dolly (RDOL)	stacks on floor only
Four-Leg (Glide/Caster) + Sled Base Models			
Polypropylene	up to 5 high	up to 10 high	up to 5 high
Upholstered seat	up to 5 high	up to 10 high	up to 5 high

EXAMPLE REBOUND ORDER CODE:

R5APUG	CCT	BL20	CHM	NM
Model #	Back, seat and arm Textile	Seat Textile	Frame Finish	Glide Type

STANDARD FEATURES

- Designed by Alessandro Piretti, the Rebound series has a flexible back designed for ultimate comfort in multi-purpose seating. The series includes: four-leg and sled base chairs and four leg counter and bar stools.
- Features a cleanable, easy to wipe down, all polypropylene shell design in a wide variety of finishes.
- Models available with all polypropylene back/seat or polypropylene back/upholstered seat.
- Models available with or without arms. Arms match selected shell finish.
- Four leg and sled base models have tubular steel bases available in a wide variety of painted and metallic finishes.
- Chairs with four legs are available with glides (G suffix models) and casters (C suffix models). Select from a variety of glide types to best suit the flooring type and site conditions. See upcharges.
- Sled base chairs are available with either Black or White nylon glides.
- Four leg (glide and caster) chairs and sled base chairs are stackable up to 5 high on floor and 10 high on dolly (RDOL). Models with upholstered seats stack 5 high on floor and 10 high on the dolly. Counter and Bar stools stack up to 5 high on floor.
- All models are equipped with a color coordinated under seat shroud.
- Due to the flex back design, it is recommended the chair be positioned away from wall for use.
- Upholstery seat options: fabric, coated materials (such as vinyl) or leather
- The series is designed for use across a range of facilities and is covered under Global's limited lifetime warranty for single-shift use. Specify from approved textiles.
- Active weight capacity is 300 lbs. for four leg seating with casters, 400 lbs. for seating on glides.

OPTIONAL FEATURES






Please add option codes in the following order:






- **Model number**  
R5\_ \_ \_ (G or C) Four-legged chair, glides or casters  
R6\_ \_ \_ Sled Base  
R5BS\_ \_ \_ Bar stool  
R5CS\_ \_ \_ Counter stool  
RDOL Stacking Dolly
- **Back seat and arm finish**  
(BZB) Buzz Blue (CCT) Cactus  
(CRO) Carrot (IVC) Cloud  
(DJN) Dijon (EGP) Eggplant  
(FOG) Fog (FRO) Frost  
(INK) Ink (LAB) Latte  
(BLK) Night (SND) Sand  
(SAR) Scarlet (SHW) Shadow
- **Seat textile** (PU models)  
Specify textile
- **Frame finish**  
Painted Finishes:  
Black (TBL) Buzz Blue (TBZ)  
Cactus (TCC) Carrot (TCR)  
Cloud (TIV) Designer White (TDW)  
Dijon (TDJ) Eggplant (TEG)  
Fog (TFO) Frost (TFR)  
Ink (TIN) Kalua (TKA)  
Latte (TLA) Mocha (TMO)  
Nevada (TNE) Sand (TSN)  
Scarlet (TSR) Shadow (TSH)  
Toast (TOA) Tungsten (TTU)
- **Metallics:**  
See upcharge chart for applicable upcharges.  
(CHM) Chrome (BCH) Brushed Chrome  
**Glide type** (chairs and stools with four legs)  
(BG) Black nylon glide for most floor surfaces.  
(NM) White nylon Glide non-marking glide for most floor surfaces  
(FG) Felt glide for most hard floor surfaces. Add \$34.  
(RG) Rubber non-slip glide for most hard floor surfaces. Add \$34.  
(SG) Steel cushioned glide for carpeted surfaces. Add \$34
- **Glide type** (sled base models)  
(GL) Black nylon glide for most floor surfaces.  
(NM) White nylon glide for most floor surfaces.
- **Caster type** (caster chair models)  
(DC) 2" Caster for Carpeted Surfaces  
(RC) 2" Caster for Most Hard Floor Surfaces. Add 50.



PLATED FRAME FINISH UPCHARGES		
	Chrome (CHM)	Brushed Chrome (BCH)
4 legged chair	\$39	\$139
Sled base	\$50	\$170
Stools	\$71	\$231

[illegible]



DESCRIPTION		MODEL#/ FEATURES	STANDARD TEXTILE GRADES												
	<b>R6APU</b>	COM Yardage: 0.75 Freight Class: 300 Product Weight (lbs.): 14.75 Cubic Feet Per Carton: 7.63	Active weight 400 lbs. Stacks 5 high on floor. Stacks 10 high on dolly.	1/COM	2	3	4	5	6	7	8	9	10	11	12
				755	779	798	826	865	881	915	968	1008	1052	1142	1238
				OVERALL DIMENSIONS			SEAT DIMENSIONS			BACK DIMENSIONS					
				W	D	H	W	D	H	W	H				
				26.25	21.5	32.75	19.25	17.75	18.5	18.5	14.25				
				RTA 00			2 per carton (pricing and specifications are for one seat unit)								
	<b>R6NPP</b>	COM Yardage: N/A Freight Class: 300 Product Weight (lbs.): 12.25 Cubic Feet Per Carton: 6.38	Active weight 400 lbs. Stacks 5 high on floor. Stacks 10 high on dolly.	1/COM	2	3	4	5	6	7	8	9	10	11	12
				480											
				OVERALL DIMENSIONS			SEAT DIMENSIONS			BACK DIMENSIONS					
				W	D	H	W	D	H	W	H				
				22	21.5	32.75	19.25	17.75	17.5	18.5	15.25				
				RTA 00			2 per carton (pricing and specifications are for one seat unit)								
	<b>R6NPU</b>	COM Yardage: 0.75 Freight Class: 250 Product Weight (lbs.): 13.25 Cubic Feet Per Carton: 6.38	Active weight 400 lbs. Stacks 5 high on floor. Stacks 10 high on dolly.	1/COM	2	3	4	5	6	7	8	9	10	11	12
				644	668	687	715	754	770	804	857	897	941	1031	1127
				OVERALL DIMENSIONS			SEAT DIMENSIONS			BACK DIMENSIONS					
				W	D	H	W	D	H	W	H				
				22	21.5	32.75	19.25	17.75	18.5	18.5	14.25				
				RTA 00			2 per carton (pricing and specifications are for one seat unit)								
	<b>R5CSAPP</b>	COM Yardage: N/A Freight Class: 300 Product Weight (lbs.): 16 Cubic Feet Per Carton: 8.88	Polypropylene seat & back.  Active weight 400 lbs. Stacks 5 high on floor.	1/COM	2	3	4	5	6	7	8	9	10	11	12
				658											
				OVERALL DIMENSIONS			SEAT DIMENSIONS			BACK DIMENSIONS					
				W	D	H	W	D	H	W	H				
				26.25	21.75	38.25	19.25	17.75	23.75	18.5	15.25				
				RTA 00			2 per carton (pricing and specifications are for one seat unit)								
	<b>R5CSAPU</b>	COM Yardage: 0.75 Freight Class: 300 Product Weight (lbs.): 17 Cubic Feet Per Carton: 8.88	Active weight 400 lbs. Stacks 5 high on floor.	1/COM	2	3	4	5	6	7	8	9	10	11	12
				822	846	865	893	932	948	982	1035	1075	1119	1209	1305
				OVERALL DIMENSIONS			SEAT DIMENSIONS			BACK DIMENSIONS					
				W	D	H	W	D	H	W	H				
				26.25	21.75	38.25	19.25	17.75	23.75	18.5	15.25				
				RTA 00			2 per carton (pricing and specifications are for one seat unit)								

DESCRIPTION		MODEL#/ FEATURES		STANDARD TEXTILE GRADES									
	<b>R5CSNPP</b>	1/COM	2	3	4	5	6	7	8	9	10	11	12
		547											
		OVERALL DIMENSIONS			SEAT DIMENSIONS			BACK DIMENSIONS					
		W	D	H	W	D	H	W	H				
<b>Armless Counter Stool, Polypropylene Seat</b> COM Yardage: N/A Freight Class: 300 Product Weight (lbs.): 14.5 Cubic Feet Per Carton: 8.88	Polypropylene seat & back.  Active weight 400 lbs. Stacks 5 high on floor.	22	21.75	38.25	19.25	17.75	23.75	18.5	15.25				
	<b>R5CSNPU</b>	1/COM	2	3	4	5	6	7	8	9	10	11	12
		712	736	755	783	822	838	872	925	965	1009	1099	1195
		OVERALL DIMENSIONS			SEAT DIMENSIONS			BACK DIMENSIONS					
		W	D	H	W	D	H	W	H				
<b>Armless Counter Stool, Upholstered Seat</b> COM Yardage: 0.75 Freight Class: 300 Product Weight (lbs.): 15.5 Cubic Feet Per Carton: 8.88	Active weight 400 lbs. Stacks 5 high on floor.	22	21.75	38.25	19.25	17.75	24.75	18.5	14.25				
	<b>R5BSAPP</b>	1/COM	2	3	4	5	6	7	8	9	10	11	12
		671											
		OVERALL DIMENSIONS			SEAT DIMENSIONS			BACK DIMENSIONS					
		W	D	H	W	D	H	W	H				
<b>Bar Stool, Arms, Polypropylene Seat</b> COM Yardage: N/A Freight Class: 300 Product Weight (lbs.): 16.75 Cubic Feet Per Carton: 9.75	Polypropylene seat & back.  Active weight 400 lbs. Stacks 5 high on floor.	26.25	21.75	43.25	19.25	17.75	28.75	18.5	15.25				
	<b>R5BSAPU</b>	1/COM	2	3	4	5	6	7	8	9	10	11	12
		836	860	879	907	946	962	996	1049	1089	1133	1223	1319
		OVERALL DIMENSIONS			SEAT DIMENSIONS			BACK DIMENSIONS					
		W	D	H	W	D	H	W	H				
<b>Bar Stool, Arms, Upholstered Seat</b> COM Yardage: 0.75 Freight Class: 300 Product Weight (lbs.): 17.75 Cubic Feet Per Carton: 9.75	Active weight 400 lbs. Stacks 5 high on floor.	26.25	21.75	43.25	19.25	17.75	29.75	18.5	14.25				
	<b>R5BSNPP</b>	1/COM	2	3	4	5	6	7	8	9	10	11	12
		560											
		OVERALL DIMENSIONS			SEAT DIMENSIONS			BACK DIMENSIONS					
		W	D	H	W	D	H	W	H				
<b>Armless Bar Stool, Polypropylene Seat</b> COM Yardage: N/A Freight Class: 300 Product Weight (lbs.): 14.5 Cubic Feet Per Carton: 8.25	Polypropylene seat & back.  Active weight 400 lbs. Stacks 5 high on floor.	26.25	21.75	43.25	19.25	17.75	28.75	18.5	15.25				

DESCRIPTION	MODEL#/ FEATURES	STANDARD TEXTILE GRADES												
	<b>R5BSNPU</b>	1/COM	2	3	4	5	6	7	8	9	10	11	12	
		725	749	768	796	835	851	885	938	978	1022	1112	1208	
		OVERALL DIMENSIONS			SEAT DIMENSIONS			BACK DIMENSIONS						
		W	D	H	W	D	H	W	H					
		26.25	21.75	43.25	19.25	17.75	29.75	18.5	14.25					
<b>Armless Bar Stool, Upholstered Seat</b> COM Yardage: 0.75 Freight Class: 300 Product Weight (lbs.): 15.5 Cubic Feet Per Carton: 8.25	Active weight 400 lbs. Stacks 5 high on floor.	RTA 00		2 per carton (pricing and specifications are for one seat unit)										
	<b>RDOL</b>	1/COM	2	3	4	5	6	7	8	9	10	11	12	
		426												
		OVERALL DIMENSIONS												
		W	D	H										
		23.75	21.25	12.25										
<b>Stacking Dolly</b> COM Yardage: N/A Freight Class: 150 Product Weight (lbs.): 18 Cubic Feet Per Carton: 4.4		RTA 00												


R ROMA® NESTER

ROMA® NESTER



model 1898

model 1899



(Models 1890 and 1900)

The Polypropylene Medium Back and the Upholstered Medium Back feature a flexible back construction that provides support, proper spinal alignment and comfort when moving or reaching in a seated position.

MULTI-PURPOSE

STANDARD FEATURES


- Flexible, elegant and affordable, Roma offers a family of seating with simple clean lines.
- Please see Work + Task section for additional Roma models.
- Four back versions are available. Choose from Mesh, Flexible Polypropylene or Honeycomb Polypropylene back.
- Models upholstered in leather have a curved seam across the seat.
- Flexible polypropylene back chair features a built in lumbar support designed to move as you move and is available exclusively in black.
- The horizontal nesting chairs are easy to store. Simply flip the seat upward and then roll into nesting position, like a shopping cart.
- When nesting horizontal nesting chairs, each additional chair adds 8" to depth.
- Arms are durable fiberglass reinforced Nylon, fixed height. Armcaps are durable Polyurethane (SSU), soft and warm to the touch.
- C1 casters are standard.


OPTIONAL FEATURES


- Breathable mesh back is available in six colors. Choose from Autumn Orange (AO), Spring Green (SG) Winter Grey (WG), Midnight Black (MB), Summer Blue (SB), Fall Burgundy (FB).
- Nesting chairs are standard in Black (TBL), Tungsten (TTU) or Shadow (TSH). Optional Chrome (CHM) frame is available. Add \$44.
- Check textile availability prior to specifying upholstery material.







Stitch detail on Leather upholstered seat

DESCRIPTION	FEATURES	MODEL#	STANDARD TEXTILE GRADES													
	<b>Honeycomb MB - Armless Flip Seat Nesting Chair</b> COM Yardage: 1 Freight Class: 250 Product Weight (lbs.): 29 Cubic Feet Per Carton: 13.75	Nesting chair.  Ergonomic Features: M, N	1888	1	2	3	4	5	6	7	8	9	10	11	12	
				\$722	\$759	\$788	\$828	\$889	\$908	\$961	\$1059	\$1108	\$1198	\$1320	\$1477	
				OVERALL DIMENSIONS			SEAT DIMENSIONS			BACK DIMENSIONS						
				W	D	H	W	D	H	W	H					
				24.5	23.5	36	19.5	17	18			18.5	18			
				RTA 00												

	<b>Mesh MB - Armless Flip Seat Nesting Chair</b> COM Yardage: 1 Freight Class: 250 Product Weight (lbs.): 29 Cubic Feet Per Carton: 13.75	Nesting chair.  Ergonomic Features: M, N	1889	1	2	3	4	5	6	7	8	9	10	11	12	
				\$712	\$750	\$779	\$820	\$880	\$898	\$953	\$1051	\$1099	\$1191	\$1314	\$1468	
				OVERALL DIMENSIONS			SEAT DIMENSIONS			BACK DIMENSIONS						
				W	D	H	W	D	H	W	H					
				24.5	23.5	36	19.5	17	18			18.5	18			
				RTA 00												

	<b>Polypropylene MB - Armless Flip Seat Nesting Chair</b> COM Yardage: 1 Freight Class: 250 Product Weight (lbs.): 29 Cubic Feet Per Carton: 13.75	Nesting chair.  Ergonomic Features: M, N	1890	1	2	3	4	5	6	7	8	9	10	11	12	
				\$712	\$750	\$779	\$820	\$880	\$898	\$953	\$1051	\$1099	\$1191	\$1314	\$1468	
				OVERALL DIMENSIONS			SEAT DIMENSIONS			BACK DIMENSIONS						
				W	D	H	W	D	H	W	H					
				24.5	23.5	36	19.5	17	18			18.5	18			
				RTA 00												

DESCRIPTION	FEATURES	MODEL#	STANDARD TEXTILE GRADES												
	<b>Honeycomb MB - Flip Seat Nesting Armchair</b> COM Yardage: 1 Freight Class: 250 Product Weight (lbs.): 30 Cubic Feet Per Carton: 13.75	Nesting chair.  Ergonomic Features: M, N													
			1	2	3	4	5	6	7	8	9	10	11	12	
			1898	\$785	\$823	\$851	\$892	\$953	\$971	\$1024	\$1122	\$1171	\$1262	\$1387	\$1540
			OVERALL DIMENSIONS W D H			SEAT DIMENSIONS W D H			BACK DIMENSIONS W H						
			24.5	23.5	36	19.5	17	18	18.5	18					
			RTA 00												
	<b>Mesh MB - Flip Seat Nesting Armchair</b> COM Yardage: 1 Freight Class: 250 Product Weight (lbs.): 30 Cubic Feet Per Carton: 13.75	Nesting chair.  Ergonomic Features: M, N													
			1	2	3	4	5	6	7	8	9	10	11	12	
			1899	\$773	\$811	\$840	\$881	\$941	\$959	\$1014	\$1110	\$1160	\$1252	\$1375	\$1529
			OVERALL DIMENSIONS W D H			SEAT DIMENSIONS W D H			BACK DIMENSIONS W H						
			24.5	23.5	36	19.5	17	18	18.5	18					
			RTA 00												
	<b>Polypropylene MB - Flip Seat Nesting Armchair</b> COM Yardage: 1 Freight Class: 250 Product Weight (lbs.): 30 Cubic Feet Per Carton: 13.75	Nesting chair.  Ergonomic Features: M, N													
			1	2	3	4	5	6	7	8	9	10	11	12	
			1900	\$773	\$811	\$840	\$881	\$941	\$959	\$1014	\$1110	\$1160	\$1252	\$1375	\$1529
			OVERALL DIMENSIONS W D H			SEAT DIMENSIONS W D H			BACK DIMENSIONS W H						
			24.5	23.5	36	19.5	17	18	18.5	18					
			RTA 00												
	<b>Upholstered Back Pad</b> COM Yardage: 1 Freight Class: 70 Product Weight (lbs.): 1.5 Cubic Feet Per Carton: 1.1														
			1	2	3	4	5	6	7	8	9	10	11	12	
			1909	\$193	\$233	\$263	\$308	\$371	\$391	\$447	\$548	\$600	\$696	\$826	\$989
			OVERALL DIMENSIONS W D H			SEAT DIMENSIONS W D H			BACK DIMENSIONS W H						
			20.5	19	0.38	21	18	18	20	20.5					
			RTA 00												

## SAS™



Mid Back Side Chair  
model 8647



Low Back Counter Stool  
model 8648LBS24



Mid Back Counter Stool  
model 8648PS24



Mid Back Bar Stool  
model 8648PS30

## STANDARD FEATURES

- The Sas side chair and stools have a single, molded plywood shell of wood veneer.
- Available with two seat options: unupholstered seat and upholstered seat (**P**).
- Available in three heights: side chair, counter stool and bar stool.
- Sas side chair in mid back height only. Counter and bar height stools available with mid or low backs.
- Dimensions shown are for unupholstered models.
- Unupholstered side chairs can be stacked up to 4 high on the floor and up to 10 high on the available dolly. Unupholstered stools can be stacked up to 4 high on the floor only. Upholstered models cannot be stacked.
- Check textile availability prior to specifying upholstery material.


## OPTIONAL FEATURES

Tubular frame is available in the following finishes:

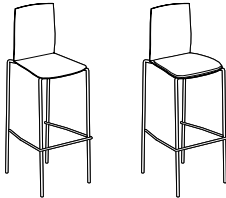
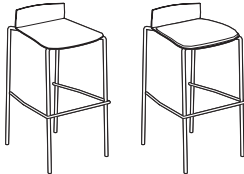
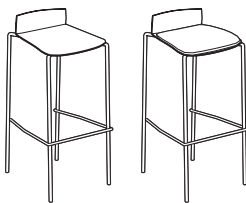
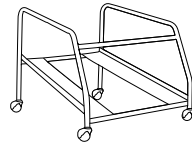
- **Frame finish**  
(**TBL**) Black  
(**TDW**) Designer White  
(**TTU**) Tungsten  
(**CHM**) Chrome. **Add \$118**
- **Shell**  
(**AAM**) Absolute  
(**BKM**) Black  
(**ACM**) Cherry  
(**EOM**) English Oak  
(**ECM**) Espresso Cafe  
(**TFM**) Fruitwood  
(**HGM**) Gray  
(**AHM**) Honey  
(**TMM**) Mahogany  
(**AVM**) Maple  
(**MWM**) Medium Walnut  
(**ASM**) Night  
(**NBM**) Noce Biondo  
(**NGM**) Noce Grigio  
(**NEM**) Noce Leggero  
(**NMM**) Noce Medio  
(**SKM**) Shaker Cherry  
(**TWM**) Walnut  
(**WTM**) WC Cream  
(**WHM**) White. **Add \$108**  
(**WCM**) Winter Cherry  
Please Specify.

## EXAMPLE SAS ORDER CODE:

8647P	-HD05	-TBL	-AAM
Model #	Textile	Frame Color	Shell

DESCRIPTION	FEATURES	MODEL#	STANDARD TEXTILE GRADES											
			1	2	3	4	5	6	7	8	9	10	11	12
		8647	\$593	-	-	-	-	-	-	-	-	-	-	-
		8647P	\$765	\$794	\$813	\$843	\$884	\$904	\$942	\$1002	\$1048	\$1100	\$1208	\$1321
		Upholstered Seat												
			OVERALL DIMENSIONS			SEAT DIMENSIONS			BACK DIMENSIONS					
			W	D	H	W	D	H	W	H				
			18.75	21	33	16	15.5	18	16	15				
			RTA 00		FedEx		ups		2 per carton					

			1	2	3	4	5	6	7	8	9	10	11	12
		8648S24	\$816	-	-	-	-	-	-	-	-	-	-	-
		8648PS24	\$1005	\$1031	\$1051	\$1078	\$1118	\$1135	\$1172	\$1229	\$1272	\$1322	\$1422	\$1529
		Upholstered Seat												
			OVERALL DIMENSIONS			SEAT DIMENSIONS			BACK DIMENSIONS					
			W	D	H	W	D	H	W	H				
			19.5	22	39	16	15.5	24	16	15				
			RTA 00		1 per carton									

DESCRIPTION	FEATURES	MODEL#	STANDARD TEXTILE GRADES													
 <b>Mid Back Bar Stool, 30"</b> COM Yardage: 0.75 Freight Class: 400 Product Weight (lbs.): 16 Cubic Feet Per Carton: 14.5	Stacks 4 high on floor only. Upholstered models do not stack.		1	2	3	4	5	6	7	8	9	10	11	12		
		<b>8648S30</b>	\$816	-	-	-	-	-	-	-	-	-	-	-		
		<b>8648PS30</b>	\$1005	\$1031	\$1051	\$1078	\$1118	\$1135	\$1172	\$1229	\$1272	\$1322	\$1422	\$1529		
		Upholstered Seat														
		OVERALL DIMENSIONS			SEAT DIMENSIONS			BACK DIMENSIONS								
		W D H			W D H			W H								
		19.5 22 45			16 15.5 30			16 15								
		RTA 00			1 per carton											
 <b>Low Back Counter Stool, 24"</b> COM Yardage: 0.75 Freight Class: 400 Product Weight (lbs.): 16 Cubic Feet Per Carton: 8.25	Stacks 4 high on floor only. Upholstered models do not stack.		1	2	3	4	5	6	7	8	9	10	11	12		
		<b>8648LBNS24</b>	\$875	-	-	-	-	-	-	-	-	-	-	-		
		<b>8648LBPS24</b>	\$1005	\$1031	\$1051	\$1078	\$1118	\$1135	\$1172	\$1229	\$1272	\$1322	\$1422	\$1529		
		Upholstered Seat														
		OVERALL DIMENSIONS			SEAT DIMENSIONS			BACK DIMENSIONS								
		W D H			W D H			W H								
		19.5 22 26.25			16 15.5 24			16 2.25								
		RTA 00			1 per carton											
 <b>Low Back Bar Stool, 30"</b> COM Yardage: 0.75 Freight Class: 400 Product Weight (lbs.): 22 Cubic Feet Per Carton: 17	Stacks 4 high on floor only. Upholstered models do not stack.		1	2	3	4	5	6	7	8	9	10	11	12		
		<b>8648LBNS30</b>	\$875	-	-	-	-	-	-	-	-	-	-	-		
		<b>8648LBPS30</b>	\$1005	\$1031	\$1051	\$1078	\$1118	\$1135	\$1172	\$1229	\$1272	\$1322	\$1422	\$1529		
		Upholstered Seat														
		OVERALL DIMENSIONS			SEAT DIMENSIONS			BACK DIMENSIONS								
		W D H			W D H			W H								
		19.5 22 32.25			16 15.5 30			16 2.25								
		RTA 00			1 per carton											
 <b>Dolly</b> COM Yardage: N/A Freight Class: 250 Product Weight (lbs.): 19 Cubic Feet Per Carton: 10.75			1	2	3	4	5	6	7	8	9	10	11	12		
		<b>8649</b>	\$545	-	-	-	-	-	-	-	-	-	-	-		
		OVERALL DIMENSIONS			SEAT DIMENSIONS			BACK DIMENSIONS								
		W D H			W D H			W H								
		25.75 28.5 22			- - -			- -								
RTA 00			FedEx			ups			1 per carton							

SIDERO



model 6901 (BLK)



model 6900 (BLK) Stacked



model 6901TR



model 6900C



model 6905



model 6903

	Sidero Chairs Stacking Capability	
	Stacking on floor	Stacking on dolly
Models Types		
Arm Chairs without Casters	up to 5 high	up to 8 high
Arm Chairs with Casters	up to 3 high	N/A
Armless Chairs without Casters	up to 5 high	up to 8 high
Armless Chairs with Casters	up to 3 high	N/A
Preschool Armless Models	up to 4 high	N/A

STANDARD FEATURES



- Sidero seating has a sculptured appearance, featuring wide curved arms and a round tubular steel frame, with wall safe construction.
- Sidero series includes side chairs (arms and armless), available with casters or with a sled base, counter stools and barstools.
- Arms are 2 1/8 inches wide and full length, offering support to help stabilize users as they sit in or exit chairs.
- The gently curved arms are made from incredibly strong fiberglass reinforced nylon.
- The back of the chair is compound curved to provide comfort and support in multiple seating positions. No visible back attachment hardware. Backs are attached using concealed hardware only.
- The outer back is upholstered in the same material selection as the rest of the chair.
- Chairs are "Wall Safe." Rear legs hit the baseboard first leaving clearance between the back of the chair and the wall, saving both the chair and the wall from damage.
- Legs flair out to the rear to provide additional stability.
- The rugged steel frame is made from round welded steel tubing 7/8" dia.
- Armchairs (four legged and sled base) can be joined together using ganging clamp model 5233. Armless chairs (four legged and sled base) can be joined together using ganging clamp model 6526.
- Equipped with a polypropylene seat shroud that helps stabilize chairs when stacked and avoid frame imprints on upholstered seats.
- Four legged models can be stacked. Stools and sled base models do not stack. Please note when stacking painted frame chairs, paint may scratch.
- Standard glide is a durable Black Polypropylene foot.
- Four Legged chairs with casters are standard with (C82) dual wheel carpet casters.
- Sidero beam seating consists of upper seat units (6930, 6931) including mounting brackets and all hardware necessary for attachment to beam.
- For all beam components, tables and a complete list of available upper seat units, see Beam Seating series.

MULTI-PURPOSE






- Tablet arms are extremely rugged and meet ANSI-BIFMA testing requirements. Tablet hinges up to allow ease of egress. Tablet slides forward and back to accommodate any body size comfortably. Tablet models do not stack.
- Standard tablet (D8) size is 18"D x 14.5"W and is made of Black polymer. Tablets are attached at the left or right (as seated) Tablet arms are not available on stools. Specify (L) left or (R) right tablet. (Example: 6901TL or 6901TR).
- Check textile availability prior to specifying upholstery material.






OPTIONAL FEATURES



- **Frame finish**  
(TBL) Black (TDW) Designer White  
(TFO) Fog (TFR) Frost  
(TIV) Cloud (TKA) Kalua  
(TLA) Latte (TMO) Mocha  
(TNE) Nevada (TOA) Toast  
(TSH) Shadow (TSN) Sand  
(TTU) Tungsten  
(CHM) Chrome. Add \$44.  
Please Specify.
- An optional 18.5"D x 18.5"W high pressure laminate writing tablet is available. The core is hardwood veneer plywood with radiused edge finished in clear lacquer. This writing tablet is offered in the following finishes: Black (BLK), Clear Maple (CMB), Designer White (DWT) and Noce Grigio (NGL). Please specify. Add \$64.
- Glides with felt pads (FG) are available for vinyl sheet, cork or laminate flooring, please specify. Add \$60.
- Glides with rubber pads (RG) are available for vinyl, hardwood, laminate, stone or ceramic flooring, please specify. Add \$60.
- For chairs used on hard surface floors PLEASE SPECIFY Opaque (off White) Non-Marking Glides (NM). No upcharge.
- Steel cushioned self-leveling glide is optionally available. Please specify (B), add \$34
- For hard surface flooring please Specify (C9R) with rubber covered wheels. Add \$98.
- An optional abrasion-resistant outer back fabric (polyester) is available. Resistant to impact damage. Available in Black only. Add \$23.
- Optional 1 inch additional seat foam. Please specify (3F). Add \$43.

DESCRIPTION	FEATURES	MODEL#	STANDARD TEXTILE GRADES											
			1	2	3	4	5	6	7	8	9	10	11	12
 <b>Armchair</b> COM Yardage: 1.25 Freight Class: 250 Product Weight (lbs.): 29 Cubic Feet Per Carton: 13.5	Stacks 5 high on floor. Stacks 8 high on dolly. Tablet models do not stack.	6900	\$588	\$634	\$668	\$718	\$795	\$821	\$885	\$1010	\$1069	\$1182	\$1337	\$1531
		OVERALL DIMENSIONS			SEAT DIMENSIONS			BACK DIMENSIONS						
		W D H			W D H			W H						
		25.5 24 33			19.5 18 17.5			19 15.5						
		RTA 00			FedEx			UPS						
 <b>Armchair w/ Casters</b> COM Yardage: 1.25 Freight Class: 250 Product Weight (lbs.): 29 Cubic Feet Per Carton: 13.5	Stacks 3 high on floor. Tablet models do not stack.	6900C	\$670	\$716	\$753	\$803	\$878	\$905	\$969	\$1092	\$1152	\$1264	\$1422	\$1614
		OVERALL DIMENSIONS			SEAT DIMENSIONS			BACK DIMENSIONS						
		W D H			W D H			W H						
		25.5 24 33			19.5 18 17.5			19 15.5						
		RTA 00			FedEx			UPS						



DESCRIPTION	FEATURES	MODEL#	STANDARD TEXTILE GRADES													
	<b>Side Chair</b> COM Yardage: 1.25 Freight Class: 250 Product Weight (lbs.): 26 Cubic Feet Per Carton: 11.25			1	2	3	4	5	6	7	8	9	10	11	12	
				6901	\$531	\$577	\$611	\$663	\$738	\$765	\$830	\$953	\$1012	\$1125	\$1282	\$1474
				6901T	\$854	\$899	\$932	\$981	\$1052	\$1087	\$1148	\$1250	\$1330	\$1417	\$1596	\$1788
				OVERALL DIMENSIONS			SEAT DIMENSIONS			BACK DIMENSIONS						
				W	D	H	W	D	H	W	H					
				21	24	33	19.5	18	17.5	19	15.5					
	Stacks 5 high on floor. Stacks 8 high on dolly. Tablet models do not stack.			RTA 00	FedEx		ups									
	<b>Side Chair w/ Casters</b> COM Yardage: 1.25 Freight Class: 250 Product Weight (lbs.): 26 Cubic Feet Per Carton: 11.25			1	2	3	4	5	6	7	8	9	10	11	12	
				6901C	\$637	\$684	\$721	\$772	\$846	\$874	\$940	\$1060	\$1120	\$1233	\$1390	\$1582
				6901CT	\$974	\$1019	\$1052	\$1101	\$1173	\$1206	\$1269	\$1371	\$1449	\$1537	\$1716	\$1908
				OVERALL DIMENSIONS			SEAT DIMENSIONS			BACK DIMENSIONS						
				W	D	H	W	D	H	W	H					
				21	24	33	19.5	18	17.5	19	15.5					
	Stacks 3 high on floor. Tablet models do not stack.			RTA 00	FedEx		ups									
	<b>Armchair - Sled Base</b> COM Yardage: 1.25 Freight Class: 250 Product Weight (lbs.): 32 Cubic Feet Per Carton: 13.5			1	2	3	4	5	6	7	8	9	10	11	12	
				6902	\$735	\$782	\$819	\$870	\$944	\$970	\$1034	\$1158	\$1218	\$1331	\$1487	\$1680
				OVERALL DIMENSIONS			SEAT DIMENSIONS			BACK DIMENSIONS						
				W	D	H	W	D	H	W	H					
								25.5	24	33	19.5	18	17.5	19	15.5	
	Does not stack.			RTA 00	FedEx		ups									
	<b>Side Chair - Sled Base</b> COM Yardage: 1.25 Freight Class: 250 Product Weight (lbs.): 29 Cubic Feet Per Carton: 11.25			1	2	3	4	5	6	7	8	9	10	11	12	
				6903	\$682	\$729	\$766	\$815	\$890	\$917	\$981	\$1104	\$1164	\$1276	\$1434	\$1627
				OVERALL DIMENSIONS			SEAT DIMENSIONS			BACK DIMENSIONS						
				W	D	H	W	D	H	W	H					
								21	24	33	19.5	18	17.5	19	15.5	
	Does not stack.			RTA 00	FedEx		ups									
	<b>Dolly</b> COM Yardage: N/A Freight Class: 150 Product Weight (lbs.): 16 Cubic Feet Per Carton: 3.8			1	2	3	4	5	6	7	8	9	10	11	12	
				2125WS	\$452	-	-	-	-	-	-	-	-	-	-	-
				OVERALL DIMENSIONS			SEAT DIMENSIONS			BACK DIMENSIONS						
				W	D	H	W	D	H	W	H					
								23.25	24.75	12.25	-	-	-	-	-	
				RTA 1	FedEx		ups									

DESCRIPTION		FEATURES	MODEL#	STANDARD TEXTILE GRADES											
	<b>Counter Stool w/Arms</b> COM Yardage: 1.25 Freight Class: 300 Product Weight (lbs.): 32 Cubic Feet Per Carton: 17.5	Does not stack.	6904	1	2	3	4	5	6	7	8	9	10	11	12
				\$795	\$843	\$881	\$930	\$1004	\$1032	\$1098	\$1221	\$1278	\$1393	\$1548	\$1743
				OVERALL DIMENSIONS			SEAT DIMENSIONS			BACK DIMENSIONS					
				W	D	H	W	D	H	W	H				
				25.5	24	40.5	19.5	18	24.5	19	15.5				
				RTA 00											
	<b>Armless Counter Stool</b> COM Yardage: 1.25 Freight Class: 300 Product Weight (lbs.): 28 Cubic Feet Per Carton: 14.5	Does not stack.	6905	1	2	3	4	5	6	7	8	9	10	11	12
				\$733	\$779	\$816	\$865	\$941	\$967	\$1030	\$1155	\$1215	\$1327	\$1484	\$1677
				OVERALL DIMENSIONS			SEAT DIMENSIONS			BACK DIMENSIONS					
				W	D	H	W	D	H	W	H				
				21	24	40.5	19.5	18	24.5	19	15.5				
				RTA 00											
	<b>Barstool w/Arms</b> COM Yardage: 1.25 Freight Class: 300 Product Weight (lbs.): 34 Cubic Feet Per Carton: 20	Does not stack.	6906	1	2	3	4	5	6	7	8	9	10	11	12
				\$831	\$879	\$917	\$966	\$1040	\$1068	\$1134	\$1257	\$1314	\$1429	\$1584	\$1779
				OVERALL DIMENSIONS			SEAT DIMENSIONS			BACK DIMENSIONS					
				W	D	H	W	D	H	W	H				
				25.5	24	44.5	19.5	18	28.5	19	15.5				
				RTA 00											
	<b>Armless Barstool</b> COM Yardage: 1.25 Freight Class: 300 Product Weight (lbs.): 30 Cubic Feet Per Carton: 15.75	Does not stack.	6907	1	2	3	4	5	6	7	8	9	10	11	12
				\$750	\$796	\$833	\$883	\$958	\$985	\$1049	\$1172	\$1232	\$1344	\$1502	\$1695
				OVERALL DIMENSIONS			SEAT DIMENSIONS			BACK DIMENSIONS					
				W	D	H	W	D	H	W	H				
				21	24	44.5	19.5	18	28.5	19	15.5				
				RTA 00											
	<b>Armless Chair - 13" High Seat</b> COM Yardage: 1 Freight Class: 250 Product Weight (lbs.): 15 Cubic Feet Per Carton: 4.1	Stack up to 4 high on floor. For Preschool to Grade 2.	6909	1	2	3	4	5	6	7	8	9	10	11	12
				\$476	\$516	\$543	\$586	\$644	\$663	\$717	\$815	\$864	\$955	\$1079	\$1232
				OVERALL DIMENSIONS			SEAT DIMENSIONS			BACK DIMENSIONS					
				W	D	H	W	D	H	W	H				
				15.5	15.5	24	14	10	13	13.5	11				
				RTA 00											
				FedEx											
				ups											

DESCRIPTION	FEATURES	MODEL#	STANDARD TEXTILE GRADES												
	<p><b>Seat Unit w/Arms</b> COM Yardage: 1.25 Freight Class: 300 Product Weight (lbs.): 20 Cubic Feet Per Carton: 9.75</p> <p>Upholstered Seat and Back. Use with beam.</p>	6930	1	2	3	4	5	6	7	8	9	10	11	12	
			\$729	\$779	\$818	\$875	\$954	\$992	\$1065	\$1181	\$1271	\$1370	\$1575	\$1790	
			OVERALL DIMENSIONS			SEAT DIMENSIONS			BACK DIMENSIONS						
			W	D	H	W	D	H	W	H					
			25.5	23.5	19	19.5	18	-	19	15.5					
		RTA 00													
	<p><b>Armless Seat Unit</b> COM Yardage: 1.25 Freight Class: 300 Product Weight (lbs.): 18 Cubic Feet Per Carton: 9.75</p> <p>Upholstered Seat and Back. Use with beam.</p>	6931	1	2	3	4	5	6	7	8	9	10	11	12	
			668	\$718	\$757	\$814	\$893	\$931	\$1004	\$1120	\$1210	\$1309	\$1514	\$1729	
			OVERALL DIMENSIONS			SEAT DIMENSIONS			BACK DIMENSIONS						
			W	D	H	W	D	H	W	H					
			21	23.5	19	19.5	18	-	19	15.5					
		RTA 00													

## SONIC™



model 6508MBWS



model 6513WS



model 6509TRWS



model 6525



model 6569



model 6564

## STANDARD FEATURES

- Sonic multi-purpose series includes: four-leg, sled base, 5 star base task, and fixed pedestal base and beam seating in addition to bar, counter and height adjustable stools.
- Four-legged/freestanding models are standard with a straight leg or with a "WS" wall saver frame and durable polypropylene glides.
- WS models have a wall saver frame design; the base touches the wall before the upper back to protect the wall from damage.
- Four-legged/freestanding chairs are available with painted or chrome legs.
- Models are available with or without arms. As of January 1, 2025, arms will match the poly seat color selection. For Black arms (to match previous standard), specify **BLK** for arm finish selection.
- Freestanding models are stackable up to 5 high on floor and 10 high on dolly 6517WS. **Caster models do not stack.**
- Tablet arms are available on all seated height base types (not available on stools).
- Tablet arms are extremely rugged and meet ANSI-BIFMA testing requirements. Tablet hinges up to allow ease of egress. Tablet slides forward and back to accommodate any body size comfortably. Tablet models do not stack.
- Standard tablet (**D8**) size is 18"D x 14 1/2"W and is made of black polymer. Tablets are attached at the left or right (as seated). Optional 18.5"D x 18.5"W high pressure laminate writing tablet is available. Core is hardwood veneer plywood with radiused edge finished in clear lacquer. Please specify.
- Sonic beam seating consists of upper seat units (models 6501, 6502, 6503, 6504, 6505, and 6506) including mounting brackets and all hardware necessary for attachment to beam.
- For all beam components, tables and a complete list of available upper seat units, see Beam Seating series.
- Task chairs and height adjustable stools have a five star, reinforced, black nylon base.
- All Sonic models with casters have black, dual-wheel casters. Select caster based on flooring type.
- Pedestal base models provide fixed location seating for use in auditoriums, classrooms, jury boxes, public venues and more. The base must be mounted to the floor (mounting hardware not included). See Pedestal Base Installation Guide for details.
- Upholstery inserts are simple to replace for ease of on-site long term maintenance.
- Mesh back models (MB suffix) are available with Black back frames and Black mesh only.
- Specifications and pricing are for 1 chair.**
- Check textile availability prior to specifying upholstery material.

## OPTIONAL FEATURES

- Arm finish**  
(**MSH**) Matching arms (standard).  
(**BLK**) Black arms. No upcharge.
- Back, seat and arm finish**  
Polypropylene seats, backs and nylon arms are available in 14 designer colors. Arms match selected seat/back finish or can be specified with Black (**BLK**) arms. No upcharge.  
(**BZB**) Buzz Blue (**EGP**) Eggplant (**BLK**) Night  
(**CCT**) Cactus (**FOG**) Fog (**SND**) Sand  
(**CRO**) Carrot (**FRO**) Frost (**SAR**) Scarlet  
(**IVC**) Cloud (**INK**) Ink (**SHW**) Shadow  
(**DJN**) Dijon (**LAB**) Latte
- Frame finish**  
Painted finishes:  
(**TBL**) Black (**TFO**) Fog (**TMO**) Mocha  
(**TBZ**) Buzz Blue (**TFR**) Frost (**TNE**) Nevada  
(**TCC**) Cactus (**TIN**) Tin (**TOA**) Toast  
(**TCR**) Carrot (**TIV**) Cloud (**TSH**) Shadow  
(**TBL**) Dijon (**TKA**) Kalua (**TSD**) Sand  
(**TDW**) Designer White (**TSR**) Scarlet  
(**TEG**) Eggplant (**TLA**) Latte (**TTU**) Tungsten  
Metallics:  
(**CHM**) Chrome
- Glide type** (four-legged chair + stool models)  
(**BG**) Black nylon glide for most floor surfaces.  
(**NM**) White nylon Glide non-marking glide for most floor surfaces.  
(**FG**) Felt glide for most hard floor surfaces. Add \$60  
(**RG**) Rubber non-slip glide for most hard floor surfaces. Add \$60.  
(**B**) Steel cushioned self-leveling glide for most floor surfaces. Add \$34.
- Glide type** (sled base chair models)  
(**GLD**) Black, non-marking glides for most floor surfaces.  
(**NM**) White nylon Glide non-marking glide for most floor surfaces.
- Caster type** (four-legged chair models)  
(**C1**) 2" carpet casters.  
(**C9R**) 2-1/2" hard surface flooring casters. Add \$58  
(**C15**) 2" manual locking casters. Add \$105.  
(**C14R**) 2" auto-locking, rubber caster. Add \$274.
- Caster type** (task base models)  
(**C65**) 2" carpet casters or  
(**C65R**) 2" hard surface flooring casters. Add \$73.
- Tablets** (standard)  
(**D8**) Black polymer. 18"D x 14.5"W
- Tablets** (high pressure laminate)  
Add \$64.  
(**BLK**) Black (**DWT**) Designer White  
(**CMB**) Clear Maple (**NGL**) Noce Grigio
- Pedestal base**  
Black metal base with 2" height adjust cylinders.  
(**SH**) Swivel, auto return to max height.  
(**SN**) Non-swivel, auto return to max height. Add \$21.  
(**SC**) Swivel, self-centering and return to max height. Add \$33.

## DESCRIPTION

## FEATURES

## MODEL#

## STANDARD TEXTILE GRADES

	1	2	3	4	5	6	7	8	9	10	11	12
6500BR	\$236	-	-	-	-	-	-	-	-	-	-	-



## Book Rack

COM Yardage: N/A  
Freight Class: 250  
Product Weight (lbs.): 5  
Cubic Feet Per Carton: 1.40 (1 per carton)

Use with Tablet models.

RTA 00

FedEx

ups

## OVERALL DIMENSIONS

W D H

19.25 14.75 6

## SEAT DIMENSIONS


W D H


- - -


## BACK DIMENSIONS

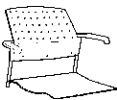
W H


- -


DESCRIPTION	FEATURES	MODEL#	STANDARD TEXTILE GRADES												
	<b>Armless Seat Unit</b> COM Yardage: N/A Freight Class: 250 Product Weight (lbs.): 12 Cubic Feet Per Carton: 3.25 (2 per carton)	6501	1	2	3	4	5	6	7	8	9	10	11	12	
			\$441	-	-	-	-	-	-	-	-	-	-	-	
			OVERALL DIMENSIONS			SEAT DIMENSIONS			BACK DIMENSIONS						
			W	D	H	W	D	H	W	H					
			20	21.5	17		17	16	-			17	15		
			RTA 00	FedEx		ups									


	<b>Armless Seat Unit</b> COM Yardage: 0.75 Freight Class: 250 Product Weight (lbs.): 12 Cubic Feet Per Carton: 3.25 (2 per carton)	6502	1	2	3	4	5	6	7	8	9	10	11	12	
			\$497	\$528	\$547	\$581	\$629	\$643	\$685	\$762	\$800	\$871	\$969	\$1093	
			OVERALL DIMENSIONS			SEAT DIMENSIONS			BACK DIMENSIONS						
			W	D	H	W	D	H	W	H					
			20	22	17		17	16	-			17	15		
			RTA 00	FedEx		ups									


	<b>Armless Seat Unit</b> COM Yardage: 0.75 Freight Class: 150 Product Weight (lbs.): 13 Cubic Feet Per Carton: 3.25 (2 per carton)	6503	1	2	3	4	5	6	7	8	9	10	11	12	
			\$550	\$579	\$600	\$634	\$680	\$697	\$736	\$815	\$853	\$924	\$1024	\$1144	
			OVERALL DIMENSIONS			SEAT DIMENSIONS			BACK DIMENSIONS						
			W	D	H	W	D	H	W	H					
			20	22	17		17	15.5	-			17	15		
			RTA 00	FedEx		ups									


	<b>Seat Unit w/Arms</b> COM Yardage: N/A Freight Class: 150 Product Weight (lbs.): 13 Cubic Feet Per Carton: 3.25 (2 per carton)	6504	1	2	3	4	5	6	7	8	9	10	11	12	
			\$519	-	-	-	-	-	-	-	-	-	-	-	
			OVERALL DIMENSIONS			SEAT DIMENSIONS			BACK DIMENSIONS						
			W	D	H	W	D	H	W	H					
			23	21.5	17		17	16	-			17	15		
			RTA 00	FedEx		ups									


	<b>Seat Unit w/Arms</b> COM Yardage: 0.75 Freight Class: 22 Product Weight (lbs.): 13 Cubic Feet Per Carton: 3.25 (2 per carton)	6505	1	2	3	4	5	6	7	8	9	10	11	12	
			\$576	\$603	\$626	\$659	\$706	\$721	\$763	\$839	\$877	\$949	\$1048	\$1170	
			OVERALL DIMENSIONS			SEAT DIMENSIONS			BACK DIMENSIONS						
			W	D	H	W	D	H	W	H					
			23	22	17		17	16	-			17	15		
			RTA 00	FedEx		ups									


DESCRIPTION	FEATURES	MODEL#	STANDARD TEXTILE GRADES												
	<b>Seat Unit w/Arms</b> COM Yardage: 0.75 Freight Class: 150 Product Weight (lbs.): 14 Cubic Feet Per Carton: 3.25 (2 per carton)	Upholstered Seat and Back Use with Beam.		1	2	3	4	5	6	7	8	9	10	11	12
			6506	\$629	\$660	\$681	\$715	\$761	\$777	\$817	\$895	\$934	\$1005	\$1105	\$1225
			OVERALL DIMENSIONS			SEAT DIMENSIONS			BACK DIMENSIONS						
			W	D	H	W	D	H	W	H					
			23	22	17	17	16	-	17	15					
			RTA 00	FedEx		ups									








	<b>6508</b>	<b>6508MB</b> (Mesh back)		1	2	3	4	5	6	7	8	9	10	11	12
			6508	\$331	-	-	-	-	-	-	-	-	-	-	-
			6508WS	\$363	-	-	-	-	-	-	-	-	-	-	-
			6508MB	\$396	-	-	-	-	-	-	-	-	-	-	-
			6508WSMB	\$427	-	-	-	-	-	-	-	-	-	-	-
			OVERALL DIMENSIONS			SEAT DIMENSIONS			BACK DIMENSIONS						
			W	D	H	W	D	H	W	H					
			21.5	21.5	33	17	16	18	17	15					
			RTA 00	FedEx		ups									

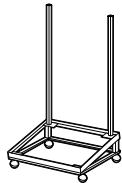
	<b>6508TR</b>	<b>6508TRMB</b> (Mesh back)		1	2	3	4	5	6	7	8	9	10	11	12
			6508T	\$660	-	-	-	-	-	-	-	-	-	-	-
			6508TWS	\$695	-	-	-	-	-	-	-	-	-	-	-
			6508TMB	\$722	-	-	-	-	-	-	-	-	-	-	-
			6508TWSMB	\$754	-	-	-	-	-	-	-	-	-	-	-
			OVERALL DIMENSIONS			SEAT DIMENSIONS			BACK DIMENSIONS						
			W	D	H	W	D	H	W	H					
			24.75	26.5	32.5	17	16	18	17	15					
			RTA 00	FedEx		ups									

	<b>6509</b>	<b>6509MB</b> (Mesh Back)		1	2	3	4	5	6	7	8	9	10	11	12
			6509	\$382	\$413	\$432	\$468	\$511	\$529	\$569	\$647	\$681	\$753	\$846	\$969
			6509MB	\$445	\$476	\$495	\$531	\$574	\$592	\$632	\$710	\$744	\$816	\$917	\$1039
			6509WS	\$445	\$472	\$493	\$529	\$573	\$588	\$629	\$705	\$740	\$811	\$907	\$1030
			6509WSMB	\$482	\$515	\$534	\$568	\$615	\$629	\$671	\$748	\$786	\$858	\$957	\$1078
			OVERALL DIMENSIONS			SEAT DIMENSIONS			BACK DIMENSIONS						
			W	D	H	W	D	H	W	H					
			21.5	22	33	17	16	18.5	17	15					
			RTA 00	FedEx		ups									

	<b>6509TR</b>	<b>6509TRMB</b> (Mesh back)		1	2	3	4	5	6	7	8	9	10	11	12
			6509T	\$706	\$740	\$764	\$798	\$848	\$865	\$911	\$993	\$1033	\$1110	\$1213	\$1344
			6509TWS	\$739	\$773	\$797	\$831	\$881	\$898	\$944	\$1026	\$1066	\$1143	\$1246	\$1377
			6509TMB	\$765	\$799	\$823	\$857	\$907	\$924	\$970	\$1052	\$1092	\$1169	\$1272	\$1403
			6509TWSMB	\$799	\$833	\$857	\$891	\$941	\$958	\$1004	\$1086	\$1126	\$1203	\$1306	\$1437
			OVERALL DIMENSIONS			SEAT DIMENSIONS			BACK DIMENSIONS						
			W	D	H	W	D	H	W	H					
			24.75	26.5	32.5	17	16	18.5	17	15					
			RTA 00	FedEx		ups									

	<b>Armless Chair w/Tablet</b> COM Yardage: 0.75 Freight Class: 250 Product Weight (lbs.): 28 Cubic Feet Per Carton: 14.25 (1 per carton)	Upholstered Seat. Does not stack. <b>Must specify (L) Left or (R) Right Tablet</b> (Example: 6509TL or 6509TR)		1	2	3	4	5	6	7	8	9	10	11	12
			6509T	\$706	\$740	\$764	\$798	\$848	\$865	\$911	\$993	\$1033	\$1110	\$1213	\$1344
			6509TWS	\$739	\$773	\$797	\$831	\$881	\$898	\$944	\$1026	\$1066	\$1143	\$1246	\$1377
			6509TMB	\$765	\$799	\$823	\$857	\$907	\$924	\$970	\$1052	\$1092	\$1169	\$1272	\$1403
			6509TWSMB	\$799	\$833	\$857	\$891	\$941	\$958	\$1004	\$1086	\$1126	\$1203	\$1306	\$1437
			OVERALL DIMENSIONS			SEAT DIMENSIONS			BACK DIMENSIONS						
			W	D	H	W	D	H	W	H					
			24.75	26.5	32.5	17	16	18.5	17	15					
			RTA 00	FedEx		ups									

DESCRIPTION	FEATURES	MODEL#	STANDARD TEXTILE GRADES														
 <b>6511</b>	<b>Armless Chair</b> COM Yardage: 0.75 Freight Class: 300 Product Weight (lbs.): 11 Cubic Feet Per Carton: 13.5 (2 per carton)			1	2	3	4	5	6	7	8	9	10	11	12		
				6511	\$428	\$459	\$482	\$514	\$558	\$575	\$614	\$691	\$725	\$800	\$894	\$1014	
				6511WS	\$459	\$492	\$513	\$545	\$589	\$606	\$645	\$723	\$758	\$827	\$925	\$1046	
				OVERALL DIMENSIONS			SEAT DIMENSIONS			BACK DIMENSIONS							
				W	D	H	W	D	H	W	H						
				21.5	21.5	32	17	16	18.5	17	15						
				RTA 00	FedEx	ups											
 <b>6511T</b>				1	2	3	4	5	6	7	8	9	10	11	12		
				6511T	\$760	\$794	\$818	\$852	\$902	\$919	\$965	\$1047	\$1087	\$1164	\$1267	\$1398	
				OVERALL DIMENSIONS			SEAT DIMENSIONS			BACK DIMENSIONS							
				W	D	H	W	D	H	W	H						
				24.75	26.5	32.5	17	16	18.5	17	15						
				RTA 00	FedEx	ups											
 <b>6513</b>	 <b>6513MB</b> (Mesh back)			1	2	3	4	5	6	7	8	9	10	11	12		
				6513	\$403	-	-	-	-	-	-	-	-	-	-	-	
				6513WS	\$445	-	-	-	-	-	-	-	-	-	-	-	
				6513MB	\$466	-	-	-	-	-	-	-	-	-	-	-	
				6513WSMB	\$508	-	-	-	-	-	-	-	-	-	-	-	
				OVERALL DIMENSIONS			SEAT DIMENSIONS			BACK DIMENSIONS							
				W	D	H	W	D	H	W	H						
				23	21.5	33	17	16	18	17	15						
				RTA 00	FedEx	ups											
 <b>6514</b>	 <b>6514MB</b> (Mesh Back)			1	2	3	4	5	6	7	8	9	10	11	12		
				6514	\$451	\$480	\$501	\$535	\$580	\$594	\$636	\$713	\$747	\$818	\$914	\$1036	
				6514WS	\$483	\$512	\$533	\$567	\$611	\$626	\$667	\$743	\$779	\$850	\$946	\$1068	
				6514MB	\$518	\$552	\$572	\$606	\$653	\$668	\$711	\$785	\$823	\$894	\$993	\$1115	
				6514WSMB	\$560	\$576	\$596	\$629	\$678	\$692	\$732	\$813	\$849	\$920	\$1017	\$1142	
				OVERALL DIMENSIONS			SEAT DIMENSIONS			BACK DIMENSIONS							
				W	D	H	W	D	H	W	H						
				23	22	33	17	16	18.5	17	15						
				RTA 00	FedEx	ups											
 <b>6515</b>				1	2	3	4	5	6	7	8	9	10	11	12		
				6515	\$494	\$523	\$544	\$580	\$622	\$640	\$680	\$757	\$790	\$862	\$957	\$1080	
				6515WS	\$529	\$558	\$579	\$615	\$658	\$674	\$713	\$791	\$825	\$896	\$991	\$1115	
				OVERALL DIMENSIONS			SEAT DIMENSIONS			BACK DIMENSIONS							
				W	D	H	W	D	H	W	H						
				23	22	34	17	15.5	18.5	17	15						
				RTA 00	FedEx	ups											



**Dolly - Wall Saver**  
COM Yardage: N/A  
Freight Class: 150  
Product Weight (lbs.): 20  
Cubic Feet Per Carton: 4 ( 0.5 per carton)

Accommodates 10 chairs.

MODEL#	STANDARD TEXTILE GRADES											
	1	2	3	4	5	6	7	8	9	10	11	12
6517WS	\$574	-	-	-	-	-	-	-	-	-	-	-
OVERALL DIMENSIONS			SEAT DIMENSIONS			BACK DIMENSIONS						
W	D	H	W	D	H	W		H				
23.25	24.75	12.25	-	-	-	-		-				
RTA 1		FedEx		ups								



6518



6518MB (Mesh Back)

**Armless Chair w/Sled Base**  
COM Yardage: N/A  
Freight Class: 250  
Product Weight (lbs.): 14  
Cubic Feet Per Carton: 11.75 (2 per carton)

Polypropylene Seat.  
Stacks 5 high on floor.  
Stacks 10 high on dolly.

	1	2	3	4	5	6	7	8	9	10	11	12	
6518	\$397	-	-	-	-	-	-	-	-	-	-	-	
6518WS	\$432	-	-	-	-	-	-	-	-	-	-	-	
6518MB	\$464	-	-	-	-	-	-	-	-	-	-	-	
6518WSMB	\$501	-	-	-	-	-	-	-	-	-	-	-	
OVERALL DIMENSIONS			SEAT DIMENSIONS						BACK DIMENSIONS				
W	D	H		W	D	H			W		H		
22	21	32.5		17	16	17			17		15		
RTA 00			FedEx										ups



6519



6519MB (Mesh Back)

**Armless Chair w/Sled Base**  
COM Yardage: 0.75  
Freight Class: 250  
Product Weight (lbs.): 14  
Cubic Feet Per Carton: 5.88 (2 per carton)

Upholstered Seat.  
Stacks 5 high on floor.  
Stacks 10 high on dolly.

	1	2	3	4	5	6	7	8	9	10	11	12
6519	\$447	\$476	\$497	\$531	\$575	\$590	\$631	\$707	\$742	\$813	\$909	\$1032
6519WS	\$489	\$523	\$545	\$577	\$624	\$641	\$682	\$758	\$796	\$865	\$966	\$1086
6519MB	\$510	\$543	\$564	\$596	\$643	\$658	\$703	\$776	\$815	\$886	\$986	\$1106
6519WSMB	\$555	\$588	\$609	\$642	\$687	\$702	\$744	\$820	\$859	\$931	\$1030	\$1151
OVERALL DIMENSIONS				SEAT DIMENSIONS				BACK DIMENSIONS				
W	D	H		W	D	H		W		H		
22	21	33		17	16	17		17		15		
RTA 00												



6521

**Armless Chair w/Sled Base**  
COM Yardage: 0.75  
Freight Class: 250  
Product Weight (lbs.): 15  
Cubic Feet Per Carton: 13.5 (2 per carton)

Upholstered Seat and Back.  
Stacks 5 high on floor.  
Stacks 10 high on dolly.

	1	2	3	4	5	6	7	8	9	10	11	12
6521	\$488	\$519	\$540	\$575	\$618	\$634	\$674	\$750	\$784	\$855	\$952	\$1074
6521WS	\$525	\$556	\$575	\$608	\$651	\$668	\$707	\$781	\$815	\$885	\$977	\$1092
OVERALL DIMENSIONS				SEAT DIMENSIONS				BACK DIMENSIONS				
W	D	H		W	D	H		W		H		
22	21	33		17	16	18.5		17		15		
RTA 00      FedEx      UPS												



6523





6523MB (Mesh Back)


**Armchair w/Sled Base**  
COM Yardage: N/A  
Freight Class: 250  
Product Weight (lbs.): 15  
Cubic Feet Per Carton: 13.5 (2 per carton)

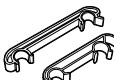
Polypropylene Seat.  
Stacks 5 high on floor.  
Stacks 10 high on dolly.

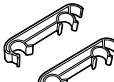
	1	2	3	4	5	6	7	8	9	10	11	12
6523	\$462	-	-	-	-	-	-	-	-	-	-	-
6523WS	\$508	-	-	-	-	-	-	-	-	-	-	-
6523MB	\$538	-	-	-	-	-	-	-	-	-	-	-
6523WSMB	\$563	-	-	-	-	-	-	-	-	-	-	-
OVERALL DIMENSIONS				SEAT DIMENSIONS				BACK DIMENSIONS				
W	D	H		W	D	H		W	H			
23	21	32.5		17	16	17		17	15			
RTA 00				FedEx				ups				



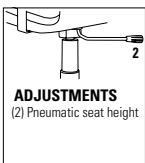


DESCRIPTION		FEATURES	MODEL#	STANDARD TEXTILE GRADES												
 <b>6524</b>	 <b>6524MB</b> (Mesh Back)	<b>Armchair w/Sled Base</b> COM Yardage: 0.75 Freight Class: 250 Product Weight (lbs.): 15 Cubic Feet Per Carton: 13.5 (2 per carton)	Upholstered Seat. Stacks 5 high on floor. Stacks 10 high on dolly.		1	2	3	4	5	6	7	8	9	10	11	12
				<b>6524</b>	\$508	\$539	\$558	\$592	\$637	\$655	\$693	\$772	\$807	\$877	\$972	\$1094
				<b>6524WS</b>	\$571	\$602	\$623	\$657	\$704	\$718	\$758	\$837	\$876	\$946	\$1046	\$1165
				<b>6524MB</b>	\$588	\$621	\$642	\$675	\$720	\$735	\$777	\$853	\$892	\$961	\$1064	\$1184
				<b>6524WSMB</b>	\$632	\$665	\$686	\$719	\$765	\$782	\$821	\$899	\$939	\$1009	\$1109	\$1230
				OVERALL DIMENSIONS			SEAT DIMENSIONS			BACK DIMENSIONS						
				W	D	H	W	D	H	W	H					
				33	21	33	17	16	17.5	17	15					
				RTA 00	FedEx		ups									


 <b>6525</b>		<b>Armchair</b> COM Yardage: 0.75 Freight Class: 250 Product Weight (lbs.): 16 Cubic Feet Per Carton: 13.5 (2 per carton)	Upholstered Seat and Back. Stacks 5 high on floor. Stacks 10 high on dolly.		1	2	3	4	5	6	7	8	9	10	11	12
				<b>6525</b>	\$555	\$588	\$609	\$642	\$685	\$701	\$742	\$818	\$852	\$924	\$1019	\$1141
				<b>6525WS</b>	\$610	\$641	\$662	\$696	\$743	\$757	\$797	\$877	\$915	\$986	\$1086	\$1204
				OVERALL DIMENSIONS			SEAT DIMENSIONS			BACK DIMENSIONS						
				W	D	H	W	D	H	W	H					
				23	21	33	17	15.5	17.5	17	15					
				RTA 00	FedEx		ups									

 <b>6522</b>		<b>Ganging Brackets</b> COM Yardage: N/A Freight Class: 70 Product Weight (lbs.): 0.2 Cubic Feet Per Carton: 1 (25 per carton)	For four legged models only.		1	2	3	4	5	6	7	8	9	10	11	12
				<b>6522</b>	\$35	-	-	-	-	-	-	-	-	-	-	-
				OVERALL DIMENSIONS			SEAT DIMENSIONS			BACK DIMENSIONS						
				W	D	H	W	D	H	W	H					
								0.87	7.75	1.5	-	-	-	-	-	
				RTA 00	FedEx		ups									

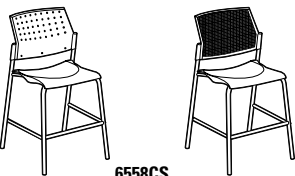
 <b>6526</b>		<b>Ganging Brackets</b> COM Yardage: N/A Freight Class: 70 Product Weight (lbs.): 0.25 Cubic Feet Per Carton: 1 (25 per carton)	Sled base models only.		1	2	3	4	5	6	7	8	9	10	11	12
				<b>6526</b>	\$26	-	-	-	-	-	-	-	-	-	-	-
				OVERALL DIMENSIONS			SEAT DIMENSIONS			BACK DIMENSIONS						
				W	D	H	W	D	H	W	H					
								0.75	5.75	1.25	-	-	-	-	-	
				RTA 00	FedEx		ups									

 <b>6537</b>	 <b>6537MB</b>	 <b>ADJUSTMENTS</b> (2) Pneumatic seat height	Polypropylene seat. Ergonomic features: C		1	2	3	4	5	6	7	8	9	10	11	12
				<b>6537</b>	\$536											
				<b>6537MB</b>	\$603											
				OVERALL DIMENSIONS			SEAT DIMENSIONS			BACK DIMENSIONS						
				W	D	H	W	D	H	W	H					
				20.5 24	20.5 26	32.5 33	17 17	16 16	15.5-19.5 15.5-19.5	17 17	15 15					
				RTA 1	FedEx		ups		1 per carton							



DESCRIPTION			FEATURES	MODEL#	STANDARD TEXTILE GRADES												
			 <p><b>ADJUSTMENTS</b> (2) Pneumatic seat height</p>		1	2	3	4	5	6	7	8	9	10	11	12	
<b>Armless LB Task</b> COM Yardage: 0.75 Freight Class: 250 Product Weight (lbs.): 22.5 Cubic Feet Per Carton: 6.5					<b>6538</b>	\$580	\$611	\$630	\$664	\$709	\$727	\$765	\$844	\$879	\$949	\$1043	\$1165
					<b>6538MB</b>	\$652	\$685	\$704	\$738	\$785	\$800	\$841	\$918	\$957	\$1028	\$1128	\$1248
			Upholstered seat. Ergonomic features: C		<b>OVERALL DIMENSIONS</b>			<b>SEAT DIMENSIONS</b>			<b>BACK DIMENSIONS</b>						
					<b>W</b>	<b>D</b>	<b>H</b>	<b>W</b>	<b>D</b>	<b>H</b>	<b>W</b>	<b>H</b>					
					20.5 24	20.5 26	32.5 33	17 17	16 16	16-20 16-20		17 17	14.5 14.5				
					<div>RTA 1</div> <div>FedExups</div> 1 per carton												


			 <p><b>ADJUSTMENTS</b> (2) Pneumatic seat height</p>		1	2	3	4	5	6	7	8	9	10	11	12
<b>Armless LB Task</b> COM Yardage: 6.5 Freight Class: 250 Product Weight (lbs.): 23.5 Cubic Feet Per Carton: 6.5					<b>6539</b>	\$624	\$655	\$676	\$711	\$753	\$770	\$811	\$888	\$921	\$992	\$1088
			Upholstered seat & back. Ergonomic features: C		<b>OVERALL DIMENSIONS</b>			<b>SEAT DIMENSIONS</b>			<b>BACK DIMENSIONS</b>					
					<b>W</b>	<b>D</b>	<b>H</b>	<b>W</b>	<b>D</b>	<b>H</b>	<b>W</b>	<b>H</b>				
					20.5 24	20.5 26	33 33	17 17	15.5 16	16-20 16-20		17 17	15 14.5			
					<div>RTA 1</div> <div>FedExups</div> 1 per carton											


				1	2	3	4	5	6	7	8	9	10	11	12	
<b>Armless Bar Stool</b> COM Yardage: N/A Freight Class: 300 Product Weight (lbs.): 18 Cubic Feet Per Carton: 14.75 (1 per carton)				<b>6558</b>	\$517	-	-	-	-	-	-	-	-	-	-	
		Polypropylene Seat. Stacks 5 high on floor.		<b>6558MB</b> (Mesh Back)	\$603	-	-	-	-	-	-	-	-	-	-	
				<b>OVERALL DIMENSIONS</b>			<b>SEAT DIMENSIONS</b>			<b>BACK DIMENSIONS</b>						
				<b>W</b>	<b>D</b>	<b>H</b>	<b>W</b>	<b>D</b>	<b>H</b>	<b>W</b>	<b>H</b>					
				22	23	42	17	16	28		17	15				
				<div>RTA 00</div>												



				1	2	3	4	5	6	7	8	9	10	11	12	
<b>Armless Counter Stool</b> COM Yardage: N/A Freight Class: 300 Product Weight (lbs.): 20 Cubic Feet Per Carton: 14.5 (2 per carton)				<b>6558CS</b>	\$517	-	-	-	-	-	-	-	-	-	-	
		Polypropylene Seat. Stacks 5 high on floor.		<b>6558CSMB</b> (Mesh Back)	\$603	-	-	-	-	-	-	-	-	-	-	
				<b>OVERALL DIMENSIONS</b>			<b>SEAT DIMENSIONS</b>			<b>BACK DIMENSIONS</b>						
				<b>W</b>	<b>D</b>	<b>H</b>	<b>W</b>	<b>D</b>	<b>H</b>	<b>W</b>	<b>H</b>					
				22.5	22	38	17	16	24		17	15				
				<div>RTA 00</div>												



				1	2	3	4	5	6	7	8	9	10	11	12		
<b>Armless Bar Stool</b> COM Yardage: 0.75 Freight Class: 300 Product Weight (lbs.): 18 Cubic Feet Per Carton: 14.75 (1 per carton)				<b>6559</b>	\$561	\$592	\$614	\$647	\$690	\$708	\$746	\$824	\$857	\$930	\$1024	\$1146	
		Upholstered Seat. Stacks 5 high on floor.		<b>6559MB</b> (Mesh Back)	\$628	\$661	\$682	\$715	\$761	\$778	\$817	\$894	\$933	\$1005	\$1105	\$1224	
				<b>OVERALL DIMENSIONS</b>			<b>SEAT DIMENSIONS</b>			<b>BACK DIMENSIONS</b>							
				<b>W</b>	<b>D</b>	<b>H</b>	<b>W</b>	<b>D</b>	<b>H</b>	<b>W</b>	<b>H</b>						
				22	23	42	17	16	28.5		17	15					
				<div>RTA 00</div>													



DESCRIPTION		FEATURES	MODEL#	STANDARD TEXTILE GRADES												
 <b>6559CS</b>	 <b>6559CSMB</b> (Mesh Back)	Armless Counter Stool COM Yardage: 0.75 Freight Class: 300 Product Weight (lbs.): 24 Cubic Feet Per Carton: 14.5 (2 per carton)	Upholstered Seat. Stacks 5 high on floor.		1	2	3	4	5	6	7	8	9	10	11	12
				<b>6559CS</b>	\$561	\$592	\$614	\$647	\$690	\$708	\$746	\$824	\$857	\$930	\$1024	\$1146
				<b>6559CSMB</b> Mesh Back	\$628	\$661	\$682	\$715	\$761	\$778	\$817	\$894	\$933	\$1005	\$1105	\$1224
				OVERALL DIMENSIONS			SEAT DIMENSIONS			BACK DIMENSIONS						
W	D	H	W	D	H	W	H									
				22.5	22	38		17	16	24.5		17	15			
				RTA 00												



 <b>6561</b>		1	2	3	4	5	6	7	8	9	10	11	12		
	<b>6561</b>	\$610	\$641	\$662	\$696	\$742	\$755	\$795	\$873	\$907	\$978	\$1074	\$1197		
	OVERALL DIMENSIONS			SEAT DIMENSIONS			BACK DIMENSIONS								
	W	D	H	W	D	H	W	H							
				22	23	42.5		17	16	28.5		17	15		
				RTA 00											


 <b>6561CS</b>		1	2	3	4	5	6	7	8	9	10	11	12		
	<b>6561CS</b>	\$610	\$639	\$662	\$694	\$740	\$755	\$794	\$872	\$907	\$978	\$1074	\$1197		
	OVERALL DIMENSIONS			SEAT DIMENSIONS			BACK DIMENSIONS								
	W	D	H	W	D	H	W	H							
				22.5	22	38		17	16	24.5		17	15		
				RTA 00											


 <b>6563</b>	 <b>6563MB</b> (Mesh Back)	Bar Stool w/Arms COM Yardage: N/A Freight Class: 300 Product Weight (lbs.): 19 Cubic Feet Per Carton: 14.75 (1 per carton)	Polypropylene Seat. Stacks 5 high on floor. Stacks 10 high on dolly.		1	2	3	4	5	6	7	8	9	10	11	12
				<b>6563</b>	\$587	-	-	-	-	-	-	-	-	-	-	-
				<b>6563MB</b> Mesh Back	\$674	-	-	-	-	-	-	-	-	-	-	-
				OVERALL DIMENSIONS			SEAT DIMENSIONS			BACK DIMENSIONS						
W	D	H	W	D	H	W	H									
				23	23	42		17	16	28		17	15			
				RTA 00												




 <b>6563CS</b>	 <b>6563CSMB</b> (Mesh Back)	Counter Stool w/Arms COM Yardage: N/A Freight Class: 300 Product Weight (lbs.): 21 Cubic Feet Per Carton: 14.5 (2 per carton)	Polypropylene Seat. Stacks 5 high on floor.		1	2	3	4	5	6	7	8	9	10	11	12
				<b>6563CS</b>	\$587	-	-	-	-	-	-	-	-	-	-	-
				<b>6563CSMB</b> Mesh Back	\$674	-	-	-	-	-	-	-	-	-	-	-
				OVERALL DIMENSIONS			SEAT DIMENSIONS			BACK DIMENSIONS						
W	D	H	W	D	H	W	H									
				22.5	23	38		17	16	24		17	15			
				RTA 00												



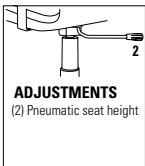

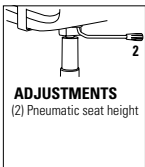





DESCRIPTION		FEATURES	MODEL#	STANDARD TEXTILE GRADES												
				1	2	3	4	5	6	7	8	9	10	11	12	
		Bar Stool w/Arms COM Yardage: 0.75 Freight Class: 300 Product Weight (lbs.): 19 Cubic Feet Per Carton: 14.75 (1 per carton)	Upholstered Seat. Stacks 5 high on floor.	6564	\$626	\$659	\$679	\$712	\$754	\$772	\$812	\$889	\$925	\$993	\$1090	\$1211
				6564MB Mesh Back	\$726	\$759	\$782	\$814	\$859	\$876	\$919	\$993	\$1031	\$1103	\$1203	\$1322
		OVERALL DIMENSIONS			SEAT DIMENSIONS			BACK DIMENSIONS								
		W	D	H	W	D	H	W	H							
		23	23	42.5	17	16	28.5	17	15							
		RTA 00														







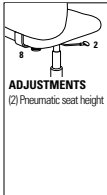

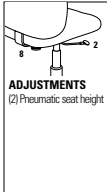
				1	2	3	4	5	6	7	8	9	10	11	12	
		Counter Stool w/Arms COM Yardage: 0.75 Freight Class: 300 Product Weight (lbs.): 25 Cubic Feet Per Carton: 14.75 (2 per carton)	Upholstered Seat. Stacks 5 high on floor.	6564CS	\$626	\$659	\$679	\$712	\$754	\$772	\$812	\$889	\$925	\$993	\$1090	\$1211
				6564CSMB Mesh Back	\$726	\$759	\$782	\$814	\$859	\$876	\$919	\$993	\$1031	\$1103	\$1203	\$1322
		OVERALL DIMENSIONS			SEAT DIMENSIONS			BACK DIMENSIONS								
		W	D	H	W	D	H	W	H							
		22.5	23	38	17	16	24.5	17	15							
		RTA 00														



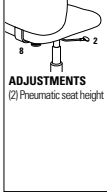
				1	2	3	4	5	6	7	8	9	10	11	12	
		Bar Stool w/Arms COM Yardage: 0.75 Freight Class: 300 Product Weight (lbs.): 19 Cubic Feet Per Carton: 14.75 (1 per carton)	Upholstered seat and back. Stacks 5 high on floor.	6565	\$668	\$702	\$722	\$755	\$798	\$816	\$855	\$933	\$972	\$1040	\$1135	\$1255
				OVERALL DIMENSIONS			SEAT DIMENSIONS			BACK DIMENSIONS						
		W	D	H	W	D	H	W	H							
		23	23	42.5	17	16	28.5	17	15							
		RTA 00														

				1	2	3	4	5	6	7	8	9	10	11	12	
		Counter Stool w/Arms COM Yardage: 0.75 Freight Class: 300 Product Weight (lbs.): 27 Cubic Feet Per Carton: 14.75 (2 per carton)	Upholstered Seat. Stacks 5 high on floor.	6565CS	\$668	\$702	\$722	\$755	\$798	\$816	\$855	\$933	\$972	\$1040	\$1135	\$1255
				OVERALL DIMENSIONS			SEAT DIMENSIONS			BACK DIMENSIONS						
		W	D	H	W	D	H	W	H							
		22.5	23	38	17	16	24.5	17	15							
		RTA 00														

				List price												
		LB Task w/Arms COM Yardage: N/A Freight Class: 250 Product Weight (lbs.): 23 Cubic Feet Per Carton: 6.5	Polypropylene seat. Ergonomic features: C													
				6567	\$603											
				6567MB	\$674											
				OVERALL DIMENSIONS			SEAT DIMENSIONS			BACK DIMENSIONS						
				W	D	H	W	D	H	W	H					
		23	20.5	32.5	17	16	15.5-20.5	17	15							
		RTA 1														
		FedEx  1 per carton														

DESCRIPTION		FEATURES	MODEL#	STANDARD TEXTILE GRADES													
	6568		6568MB	 <b>ADJUSTMENTS</b> (2) Pneumatic seat height		1	2	3	4	5	6	7	8	9	10	11	12
<b>LB Task w/Arms</b> COM Yardage: N/A Freight Class: 250 Product Weight (lbs.): 24 Cubic Feet Per Carton: 6.5		Upholstered seat. Ergonomic features: C			6568	\$646	\$675	\$696	\$732	\$775	\$791	\$831	\$909	\$942	\$1015	\$1109	\$1231
					6568MB	\$710	\$739	\$760	\$794	\$842	\$857	\$896	\$976	\$1014	\$1083	\$1185	\$1304
					<b>OVERALL DIMENSIONS</b> W D H			<b>SEAT DIMENSIONS</b> W D H			<b>BACK DIMENSIONS</b> W H						
					23	20.5	32.5	17	16	16-21	17	14.5					
					RTA 1		FedEx		ups		1 per carton						
		 <b>ADJUSTMENTS</b> (2) Pneumatic seat height				1	2	3	4	5	6	7	8	9	10	11	12
<b>LB Task w/Arms</b> COM Yardage: N/A Freight Class: 250 Product Weight (lbs.): 25 Cubic Feet Per Carton: 6.5		Upholstered seat & back. Ergonomic features: C			6569	\$691	\$722	\$741	\$777	\$821	\$837	\$877	\$955	\$988	\$1060	\$1154	\$1277
					<b>OVERALL DIMENSIONS</b> W D H			<b>SEAT DIMENSIONS</b> W D H			<b>BACK DIMENSIONS</b> W H						
					23	20.5	33	17	15.5	16-21	17	15					
					RTA 1		FedEx		ups		1 per carton						
	6573		6573MB (Mesh Back)			1	2	3	4	5	6	7	8	9	10	11	12
<b>Armchair w/Casters</b> COM Yardage: N/A Freight Class: 250 Product Weight (lbs.): 14 Cubic Feet Per Carton: 13.5 (2 per carton)		Polypropylene Seat. Does not stack.			6573	\$485	-	-	-	-	-	-	-	-	-	-	-
					6573MB	\$550	-	-	-	-	-	-	-	-	-	-	-
					Mesh Back			<b>OVERALL DIMENSIONS</b> W D H			<b>SEAT DIMENSIONS</b> W D H			<b>BACK DIMENSIONS</b> W H			
					23	21	32	17	16	17.5	17	14.5					
					RTA 00		FedEx		ups								
	6574		6574MB (Mesh Back)			1	2	3	4	5	6	7	8	9	10	11	12
<b>Armchair w/Casters</b> COM Yardage: 0.75 Freight Class: 300 Product Weight (lbs.): 15 Cubic Feet Per Carton: 13.5 (1 per carton)		Upholstered Seat. Does not stack.			6574	\$532	\$561	\$584	\$618	\$660	\$678	\$718	\$792	\$828	\$901	\$998	\$1118
					6574MB	\$597	\$630	\$651	\$684	\$730	\$747	\$786	\$863	\$904	\$974	\$1074	\$1195
					Mesh Back			<b>OVERALL DIMENSIONS</b> W D H			<b>SEAT DIMENSIONS</b> W D H			<b>BACK DIMENSIONS</b> W H			
					23	21.5	33	17	16	18	17	14					
					RTA 00		FedEx		ups								
						1	2	3	4	5	6	7	8	9	10	11	12
<b>Armchair w/Casters</b> COM Yardage: 0.75 Freight Class: 250 Product Weight (lbs.): 15 Cubic Feet Per Carton: 13.5 (2 per carton)		Upholstered Seat and Back. Does not stack.			6575	\$556	\$589	\$610	\$643	\$686	\$702	\$743	\$819	\$853	\$925	\$1020	\$1142
					<b>OVERALL DIMENSIONS</b> W D H			<b>SEAT DIMENSIONS</b> W D H			<b>BACK DIMENSIONS</b> W H						
					23	21.5	32.5	17	15.5	18	17	14.5					
					RTA 00												

DESCRIPTION		FEATURES	MODEL#	STANDARD TEXTILE GRADES											
				1	2	3	4	5	6	7	8	9	10	11	12
			6577	\$422	-	-	-	-	-	-	-	-	-	-	-
			6577MB	\$482	-	-	-	-	-	-	-	-	-	-	-
			Mesh Back												
			OVERALL DIMENSIONS	SEAT DIMENSIONS			BACK DIMENSIONS								
			W D H	W	D	H	W	D	H	W	H				
			21 21 33	17	16	17.5	17	14.5							
			RTA 00	FedEx		ups									
<b>Armless Chair w/Casters</b> COM Yardage: N/A Freight Class: 300 Product Weight (lbs.): 12 Cubic Feet Per Carton: 13.5 (2 per carton)		Polypropylene Seat. Does not stack.													
				1	2	3	4	5	6	7	8	9	10	11	12
			6578	\$466	\$499	\$518	\$553	\$596	\$614	\$653	\$729	\$765	\$838	\$932	\$1052
			6578MB	\$534	\$559	\$582	\$614	\$662	\$679	\$718	\$797	\$833	\$905	\$1005	\$1125
			Mesh Back												
			OVERALL DIMENSIONS	SEAT DIMENSIONS			BACK DIMENSIONS								
			W D H	W	D	H	W	D	H	W	H				
			21 21.5 33	17	16	18	17	14							
			RTA 00	FedEx		ups									
<b>Armless Chair w/Casters</b> COM Yardage: 0.75 Freight Class: 300 Product Weight (lbs.): 13 Cubic Feet Per Carton: 13.5 (2 per carton)		Upholstered Seat. Does not stack.													
				1	2	3	4	5	6	7	8	9	10	11	12
			6579	\$510	\$541	\$560	\$594	\$640	\$656	\$695	\$773	\$807	\$879	\$974	\$1095
			OVERALL DIMENSIONS	SEAT DIMENSIONS			BACK DIMENSIONS								
			W D H	W	D	H	W	D	H	W	H				
			21 21.5 32.5	17	15.5	18	17	14.5							
			RTA 00	FedEx		ups									
<b>Armless chair w/Casters</b> COM Yardage: 0.75 Freight Class: 250 Product Weight (lbs.): 13 Cubic Feet Per Carton: 13.5 (2 per carton)		Upholstered Seat and Back. Does not stack.													
				1	2	3	4	5	6	7	8	9	10	11	12
			6586	\$944	\$975	\$998	\$1031	\$1074	\$1094	\$1133	\$1210	\$1249	\$1320	\$1419	\$1540
			ADJUSTMENTS (2) Pneumatic seat height												
			OVERALL DIMENSIONS	SEAT DIMENSIONS			BACK DIMENSIONS								
			W D H	W	D	H	W	D	H	W	H				
			24 21.5 21.5	17	16	22-32	17	14.5							
			RTA 1	FedEx		ups									
<b>LB Task Height Adjustable Chair</b> COM Yardage: 0.75 Freight Class: 250 Product Weight (lbs.): 28 Cubic Feet Per Carton: 8.25 (1 per carton)		Upholstered Seat and Back. Ergonomic Features: C, M													
				1	2	3	4	5	6	7	8	9	10	11	12
			6587	\$792	-	-	-	-	-	-	-	-	-	-	-
			ADJUSTMENTS (2) Pneumatic seat height												
			OVERALL DIMENSIONS	SEAT DIMENSIONS			BACK DIMENSIONS								
			W D H	W	D	H	W	D	H	W	H				
			24.0 21.5 42.5	17	16	22-32	17	14.5							
			RTA 1	FedEx		ups									
<b>LB Task Height Adjustable Chair</b> COM Yardage: N/A Freight Class: 250 Product Weight (lbs.): 26 Cubic Feet Per Carton: 8.25 (1 per carton)		Polypropylene Seat. Ergonomic Features: C, M													

DESCRIPTION		FEATURES	MODEL#	STANDARD TEXTILE GRADES												
				1	2	3	4	5	6	7	8	9	10	11	12	
 <b>6588</b>	 <b>6588MB</b>	 <b>ADJUSTMENTS</b> (2) Pneumatic seat height	<b>6588</b>	\$894	\$925	\$946	\$977	\$1026	\$1041	\$1081	\$1158	\$1198	\$1268	\$1369	\$1488	
			<b>6588MB</b>	\$874	\$905	\$928	\$961	\$1006	\$1022	\$1063	\$1141	\$1179	\$1250	\$1350	\$1472	
<b>OVERALL DIMENSIONS</b>			<b>SEAT DIMENSIONS</b>			<b>BACK DIMENSIONS</b>										
<b>W D H</b>			<b>W D H</b>			<b>W H</b>										
24 21.5 42.5			17 16 22-32			17 14.5										

SPRITZ™



Model 6762-6



Model 6765C



Model 6768-6

NESTING FEATURES

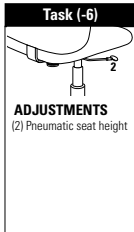


Articulating back on nesting chairs and height adjustable stools.

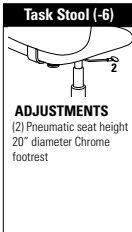


Flip up seat on nesting chairs.

MECHANISMS OPTIONS



Ergonomic Features:  
C, G, M, N, U



Ergonomic Features:  
C, G, M, N, U

STANDARD FEATURES

- An exceptionally comfortable chair series featuring a sophisticated, translucent mesh and models for all applications.
- Features an auto-adjusting comfort back.
- Spring loaded back reacts to body pressure and articulates 12°.
- Multi-purpose models standard with Global's high quality Soft Descent™ pneumatic lift which slowly and gently lowers the seat height of the chair making it easy to obtain the exact seat height you desire.
- Five prong, injection molded, fiberglass reinforced nylon Black base with **C10** dual wheel carpet casters.
- Nesting chairs have a flip up seat allowing chairs to stack horizontally.
- When nesting horizontal nesting chairs, each additional chair adds 10" to depth.
- Nesting chairs are standard with four Black nylon glides, **C1** carpet casters or with two casters at front, two glides at rear.
- Chairs are "Wall Safe". Rear legs hit the baseboard first leaving clearance between the back of the chair and the wall, saving both the chair and the wall from damage.
- Check textile availability prior to specifying upholstery material.
- Models can be ordered in Leather using appropriate grade.

OPTIONAL FEATURES

- For additional caster options, please refer to the Arm and Caster section.
- Optional casters may be priced higher than the standard casters for your chair and the difference will be charged. Lower priced optional casters will not be credited.
- P.

OPTION CODES

Please add option codes in the following order:

- **Model number**  
**6762-6** Task Chair w/Arms  
**6763-6** Task Chair without Arms  
**6764** Nesting Chair on Glides  
**6765** Nesting Chair w/arms on Glides  
**6767-6** Height Adjustable Stool without Arms  
**6768-6** Height Adjustable Stool w/Arms
- Add **(-C)** to model number if ordering with casters. Add **(-FC)** to model number if ordering Front casters/rear glides.
- **Fabric**  
Specify fabric code for seat.
- **Frame**  
**(TBL)** Black frame finish..... **Standard**  
**(TSH)** Shadow frame finish..... **Standard**  
**(TTU)** Tungsten frame finish..... **Standard**  
**(CHM)** Chrome frame finish..... **Add \$64**
- **Base** (task models/ height adjustable stools only)  
**(B-BK)** Black nylon base..... **Standard**
- **Casters** (task models /height adjustable stools only)  
**(C10)** Dual wheel carpet casters ..... **Standard**  
**(C10R)** Dual wheel hard floor casters ..... **Add \$66**
- **Casters** (nesting models only)  
**(C1)** Dual wheel carpet casters ..... **Standard**  
**(C9R)** Dual wheel hard floor casters ..... **Add \$73**
- **Mesh Back**  
**(U1)** Black  
**(U2)** Burgundy  
**(U3)** Blue  
**(U4)** Green  
(colors shown on website)
- **Chair Assembly**  
(task models /height adjustable stools only)  
**(-SU)** Assembled in Box..... **Add \$76**

SPRITZ WORK & TASK CHAIRS



For Spritz Task chairs, please refer to Work + Task section of pricebook.




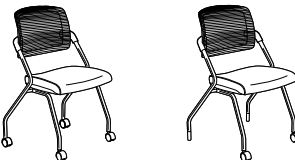

EXAMPLE OF ORDER CODE: (Task models/Height Adjustable Stool Models)





6762-6	WA50	TBL	B-BK	C10	U2	SU
Model Number	Fabric	Frame	Base	Casters	Mesh	Chair Assembly

EXAMPLE OF ORDER CODE: (Nesting Models)

6764C	WA50	TTU	C9R	U2
Model Number	Fabric	Frame	Casters	Mesh



DESCRIPTION		FEATURES	MODEL#	STANDARD TEXTILE GRADES													
	<b>Task Chair w/Arms</b> COM Yardage: 00.75 Freight Class: 250 Product Weight (lbs.): 29 Cubic Feet Per Carton: 9.75			1	2	3	4	5	6	7	8	9	10	11	12		
			6762-6	786	819	839	873	918	941	983	1049	1100	1157	1274	1401		
			OVERALL DIMENSIONS			SEAT DIMENSIONS			BACK DIMENSIONS								
			W	D	H	W	D	H	W	H							
			23.5	20.5	31	18	16.5	15.5	17	16.5							
			RTA 00	FedEx	ups												
	<b>Task Chair without Arms</b> COM Yardage: 00.75 Freight Class: 250 Product Weight (lbs.): 28 Cubic Feet Per Carton: 9.75			1	2	3	4	5	6	7	8	9	10	11	12		
			6763-6	752	783	804	838	882	905	948	1014	1066	1123	1240	1367		
			OVERALL DIMENSIONS			SEAT DIMENSIONS			BACK DIMENSIONS								
			W	D	H	W	D	H	W	H							
			20.5	20.5	31	18	16.5	15.5	17	16.5							
			RTA 00														
	<b>Armless Flip Seat Nesting Chair w/Glides</b> COM Yardage: 00.75 Freight Class: 300 Product Weight (lbs.): 22 Cubic Feet Per Carton: 11.25	Seat Flips up for nesting Ergonomic Features: G, M, N		1	2	3	4	5	6	7	8	9	10	11	12		
			6764	653	684	705	737	782	806	849	913	966	1022	1138	1266		
			OVERALL DIMENSIONS			SEAT DIMENSIONS			BACK DIMENSIONS								
			W	D	H	W	D	H	W	H							
			20.5	23	33	18	17	17	17	16							
			RTA 00	FedEx	ups												
	<b>Armless Flip Seat Nesting Chair w/Casters</b> COM Yardage: 00.75 Freight Class: 300 Product Weight (lbs.): 22 Cubic Feet Per Carton: 11.25	C= Casters all 4 legs FC= Casters on front legs only Seat Flips up for nesting Ergonomic Features: G, M, N		1	2	3	4	5	6	7	8	9	10	11	12		
			6764C	653	684	705	737	782	806	849	913	966	1022	1138	1266		
			6764FC	653	684	705	737	782	806	849	913	966	1022	1138	1266		
			OVERALL DIMENSIONS			SEAT DIMENSIONS			BACK DIMENSIONS								
			W	D	H	W	D	H	W	H							
			20.5	23	33	18	17	17	17	16							
RTA 00	FedEx	ups															
	<b>Flip Seat Nesting Chair w/Arms &amp; Glides</b> COM Yardage: 0.75 Freight Class: 300 Product Weight (lbs.): 23 Cubic Feet Per Carton: 11.75	Seat Flips up for nesting Ergonomic Features: G, M, N		1	2	3	4	5	6	7	8	9	10	11	12		
			6765	695	726	747	781	825	850	892	957	1009	1066	1185	1311		
			OVERALL DIMENSIONS			SEAT DIMENSIONS			BACK DIMENSIONS								
			W	D	H	W	D	H	W	H							
			23.75	23	33	18.5	17	17	17	16							
			RTA 00	FedEx	ups												

DESCRIPTION		FEATURES	MODEL#	STANDARD TEXTILE GRADES																		
				1	2	3	4	5	6	7	8	9	10	11	12							
			6765C	695	726	747	781	825	850	892	957	1009	1066	1185	1311							
			6765FC	695	726	747	781	825	850	892	957	1009	1066	1185	1311							
				OVERALL DIMENSIONS			SEAT DIMENSIONS			BACK DIMENSIONS												
				W	D	H	W	D	H	W	H											
				23.75	23	33	18.5	17	17	17	16											
				RTA 00	FedEx		UPS															
				1	2	3	4	5	6	7	8	9	10	11	12							
			6767-6	863	892	913	943	988	1009	1048	1113	1160	1216	1327	1447							
				OVERALL DIMENSIONS			SEAT DIMENSIONS			BACK DIMENSIONS												
				W	D	H	W	D	H	W	H											
				20.5	20.5	42.5	18	16.5	22	17	16.5											
				RTA 00	FedEx		UPS															
				1	2	3	4	5	6	7	8	9	10	11	12							
			6768-6	899	930	951	982	1025	1046	1084	1151	1198	1253	1365	1484							
				OVERALL DIMENSIONS			SEAT DIMENSIONS			BACK DIMENSIONS												
				W	D	H	W	D	H	W	H											
				23.5	20.5	42.5	18	16.5	22	17	16.5											
				RTA 00	FedEx		UPS															

Flip Seat Nesting Chair w/Arms & Casters

COM Yardage: 00.75

Freight Class: 300

Product Weight (lbs.): 23

Cubic Feet Per Carton: 11.75

C= Casters all 4 legs

FC=Casters on front legs only

Seat Flips up for nesting

Ergonomic Features:

G, M, N

Armless Height Adjustable Stool

COM Yardage: 00.75

Freight Class: 250

Product Weight (lbs.): 28

Cubic Feet Per Carton: 9.75

Height Adjustable Stool w/Arms

COM Yardage: 00.75

Freight Class: 250

Product Weight (lbs.): 31

Cubic Feet Per Carton: 9.75

Flip Seat Nesting Chair w/Arms & Casters

COM Yardage: 00.75  
Freight Class: 300  
Product Weight (lbs.): 23  
Cubic Feet Per Carton: 11.75

C= Casters all 4 legs  
FC=Casters on front legs only  
Seat Flips up for nesting  
Ergonomic Features:  
G, M, N

Armless Height Adjustable Stool

COM Yardage: 00.75  
Freight Class: 250  
Product Weight (lbs.): 28  
Cubic Feet Per Carton: 9.75

Height Adjustable Stool w/Arms

COM Yardage: 00.75  
Freight Class: 250  
Product Weight (lbs.): 31  
Cubic Feet Per Carton: 9.75

SPYKER™



Armless Chair  
model 6791



Armchair  
model 6790



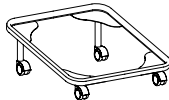
	Chair Stacking Capability	
	Stacks on floor	Stacks on dolly
Armless		
6791	up to 10 high	up to 12 high (use 6783)
With Arms		
6790	up to 7 high	up to 7 high (use 6783)

STANDARD FEATURES

- A comfortable, high quality, lightweight, all polymer stacking chair intended for use indoors or outdoors. Products must be stored inside during extreme and inclement weather. See Global's Outdoor Furniture warranty for additional information.
  - Perforations in the chair's seat and back provide ventilation and wet weather drainage.
  - Weather resistant, UV resistant and stain resistant with a modern design.
  - Chair legs are equipped with translucent non-marking glides as standard. Suitable for outdoor environments, carpet and hard surface flooring.
  - All Spyker products are only available through Global's InStock program. Contact CustomerCare for lead times and quotation for quantities beyond InStock inventory.
- Chairs are stocked in 3 plastic finishes:  
Alloy (ALY)  
Char (CHA)  
Milk (MLK)
  - No upholstery options available.
  - Rated to 300 lbs.
  - Spyker achieves its strength and durability using glass filled polymer. Evidence of this material may be visible on the surface and is often more evident in darker colors.

EXAMPLE OF SPYKER ORDER CODE:

6791	ALY
Model Number	Finish

DESCRIPTION	FEATURES	MODEL#	STANDARD TEXTILE GRADES											
		6790	1	2	3	4	5	6	7	8	9	10	11	12
			261											
			OVERALL DIMENSIONS			SEAT DIMENSIONS			BACK DIMENSIONS					
			W	D	H	W	D	H	W	H				
<b>Arm Chair</b> COM Yardage: N/A Freight Class: 92.5 Product Weight (lbs.): 9 Cubic Feet Per Carton: 16.24 (4 per carton)	Stacks 7 high on floor. Stacks 7 high on dolly.	RTA 00	FedEx			ups			4 per carton (pricing and specifications are for one chair)					
			1	2	3	4	5	6	7	8	9	10	11	12
			234											
			OVERALL DIMENSIONS			SEAT DIMENSIONS			BACK DIMENSIONS					
			W	D	H	W	D	H	W	H				
			23.23	20.86	31.29	17	17.75	17.71	17	15				
		6791												
			OVERALL DIMENSIONS			SEAT DIMENSIONS			BACK DIMENSIONS					
			W	D	H	W	D	H	W	H				
			17.91	20.86	31.29	17	17.75	17.71	17	15				
<b>Armless Chair</b> COM Yardage: N/A Freight Class: 92.5 Product Weight (lbs.): 8.2 Cubic Feet Per Carton: 14.08 (4 per carton)	Stacks 10 high on floor. Stacks 12 high on dolly.	RTA 00	4 per carton (pricing and specifications are for one chair)											
			1	2	3	4	5	6	7	8	9	10	11	12
			347											
			OVERALL DIMENSIONS			SEAT DIMENSIONS			BACK DIMENSIONS					
			W	D	H	W	D	H	W	H				
			19.75	23.25	9.75									
		6783												
			OVERALL DIMENSIONS			SEAT DIMENSIONS			BACK DIMENSIONS					
			W	D	H	W	D	H	W	H				
			19.75	23.25	9.75									
<b>Dolly for Spyker and Bakhita Chairs</b> COM Yardage: N/A Freight Class: 250 Product Weight (lbs.): 11 Cubic Feet Per Carton: 2.9		RTA 00	FedEx			ups			1 per carton					
			1	2	3	4	5	6	7	8	9	10	11	12

## STREAM



model 2075APP  
Stacking, 4-Leg Arm Chair



model 2076NPU  
Stacking, Sled Base Chair, Armless



model 2075APPT  
4-Leg Chair, w/Tablet



model 2075CSAPP  
Stacking Bar Stool, w/Arms



model 2073APP  
Tittler Chair w/Arms

	Stream Chairs Stacking Capability		Stream Stools Stacking Capability
	Chair Stacking Capability		Stool Stacking Capability
	Stacks on floor	Stacks on dolly 2085	Stacks on floor only
<b>Four-Leg (Glide/Caster) + Sled Base Models</b>			
Polypropylene seat	up to 5 high	up to 15 high	up to 5 high
Poly back & Upholstered seat	up to 5 high	up to 10 high	up to 5 high
Upholstered seat & back	up to 5 high	up to 10 high	up to 5 high

## STANDARD FEATURES

- Stream multi-purpose product family includes: four-leg, sled base and 5 star base chairs in addition to bar, counter and height adjustable stools.
- Seats and backs are made of perforated polypropylene, with or without arms. Choose from 14 finishes, arm color matches seat/back finish.
- Four-leg and sled base chairs and stools are stackable. See stacking chart for details. Bases are available in 20 painted or four metallic finishes (see upcharges).
- Four-leg chair models are available with glides or casters, see upcharge. Chairs stack with glides and casters.
- A selection of glide options is available. Glides must be chosen to best suit flooring type and site conditions. For more information, please refer to the glide section.
- Bullet-shaped glides may be specified in any plastic color. A natural, non-marking bullet-shaped glide is available where colored glides may be a concern. Bullet-shaped glides are not recommended for LVT flooring.
- Glides are included on sled base chairs. Select black or opaque, non-marking glide finish.
- Upholstered models are equipped with a color matching shroud beneath the seat.
- Tablet models are available. Backpack racks are available on four-leg models only.
- Chairs with tablet or backpack racks do not stack.
- Tablet arms are extremely rugged and meet ANSI-BIFMA testing requirements. Tablets hinge up to allow ease of egress and slide forward and back to comfortably fit most users.
- Standard tablet size is 18"D x 14.5"W and is made of Black polymer (D8). Tablets are specified left (LT) or right (RT) as seated.
- Five-star base chairs have a swivel tilt mechanism.
- Height adjustable stools have a simple swivel mechanism.
- Five-star and height-adjustable stool bases are Black nylon or Polished Aluminum (see upcharge). Dual wheel casters are available for carpet or hard floor casters. See upcharge
- Check textile availability prior to specifying upholstery material.

## OPTIONAL FEATURES








- An optional 18.5"D x 18.5"W high pressure laminate writing tablet is available. The core is hardwood veneer plywood with radiused edge finished in clear lacquer. This writing tablet is offered in the following finishes: Black (BLK), Clear Maple (CMB), Designer White (DWT) and Noce Grigio (NGL). Please specify. Add \$64.








Add options codes in the following order:

- Model number**  
Enter Model number.
- Textile** (UU and PU models)  
Specify textile code for back (UU models only). Specify textile code for seat (PU, UU models only).
- Seat/back finish** (no upcharge)  
(BZB) Buzz Blue (CCT) Cactus  
(CRO) Carrot (IVC) Cloud  
(DJN) Dijon (EGP) Eggplant  
(FOG) Fog (FRO) Frost  
(INK) Ink (LAB) Latte  
(BLK) Night (SND) Sand  
(SAR) Scarlet (SHW) Shadow
- Frame Type** (four-leg base models)  
(FG) Glides  
(FC) Casters. Add \$110
- Glide Type** (four-leg base)  
(BG) Bullet Glide for Some Hard Floor and Carpeted Surfaces.  
(FG) Felt Glide for Most Hard Floor Surfaces. Add \$34.  
(RG) Rubber Non-slip Glide for Most Hard Floor Surfaces. Add \$34.  
(SG) Steel Cushioned Glide for Carpeted Surfaces. Add \$34.
- Bullet glide finish** (four-legged chair and stool models)  
(BZB) Buzz Blue (CCT) Cactus  
(CRO) Carrot (IVC) Cloud  
(DJN) Dijon (EGP) Eggplant  
(FOG) Fog (FRO) Frost  
(INK) Ink (LAB) Latte  
(BLK) Night (SND) Sand  
(SAR) Scarlet (SHW) Shadow  
(NAT) Natural non-marking
- Glide Type** (sled base models)  
(GL) Black glides.  
(NM) Opaque non-marking glides.
- Frame Finish** (Four-legged/sled base models only)  
(TBL) Black (TBZ) Buzz Blue  
(TCC) Cactus (TCR) Carrot  
(TDJ) Dijon (TDW) Designer White  
(TEG) Eggplant (TFO) Fog  
(TFR) Frost (TIN) Ink  
(TIV) Cloud (TKA) Kalua  
(TLA) Latte (TMO) Mocha  
(TOA) Toast (TNE) Nevada  
(TSH) Shadow (TSN) Sand  
(TSR) Scarlet (TTU) Tungsten  
Metallic Finishes: Chairs Stools  
(BCH) Brushed Chrome Add \$174 Add \$259  
(CHM) Chrome. Add \$48 Add \$92  
**Caster type** (four-leg with FC caster selection)  
(DC) C107 carpet.  
(RC) C107R hard floor. Add \$23.
- Base (five start base models)**  
(B7) Black nylon base. No upcharge.  
(A7) Polished Aluminum base. Add \$154.
- Caster type (Five star base)**  
(82) 82 dual wheel carpet casters. No upcharge.  
(8R) 8R dual wheel hard floor casters. Add \$89.
- Tablet** ("T" models)  
(LT) Left  
(RT) Right
- Tablet option** ("T" models)  
(D8) Black polymer. Black polymer 18"Dx14.5"W. No upcharge.  
Laminate finish (18.5"D x 18.5"W). Add \$64  
(BLK) Black laminate. Add \$64.  
(CMB) Clear Maple laminate. Add \$64.  
(DWT) Designer White laminate. Add \$64.  
(NGL) Noce Grigio laminate. Add \$64.

## EXAMPLE STREAM ORDER CODE:

2075NPP	-	-	-IVC	-FG	-BLK	-CHM	-	-	-
Model #	Back textile	Seat textile	Seat/back finish	Glides/Casters	Glide color	Frame finish	Caster type	Tablet	Tablet finish

DESCRIPTION		FEATURES	MODEL#	STANDARD TEXTILE GRADES												
		COM Yardage: N/A Freight Class: 250 Product Weight (lbs.): 15.5 Cubic Feet Per Carton: 14	Glides + Casters Stacks 5 high on floor. Stacks 15 high on dolly.	2075APP 495 Polypropylene seat & back	1	2	3	4	5	6	7	8	9	10	11	12
					OVERALL DIMENSIONS			SEAT DIMENSIONS			BACK DIMENSIONS					
					W	D	H	W	D	H	W	H				
					24	25	33.25	18	18	17	16	16.5				
					RTA 00 4 per carton (pricing and specifications are for one seat unit)											
 		COM Yardage: 0.75 Freight Class: 250 Product Weight: 18.5 Cubic Feet Per Carton: 14	Glides + Casters Stacks 5 high on floor. Stacks 10 high on dolly.	2075APU 678 Upholstered seat	1	2	3	4	5	6	7	8	9	10	11	12
					OVERALL DIMENSIONS			SEAT DIMENSIONS			BACK DIMENSIONS					
					W	D	H	W	D	H	W	H				
					24	25	33.25	17.5	18	17.5	16	16				
					RTA 00 4 per carton (pricing and specifications are for one seat unit)											
		COM Yardage: N/A Freight Class: 250 Product Weight: 12.25 Cubic Feet Per Carton: 13	Glides + Casters Stacks 5 high on floor. Stacks 15 high on dolly.	2075NPP 385 Polypropylene seat & back	1	2	3	4	5	6	7	8	9	10	11	12
					OVERALL DIMENSIONS			SEAT DIMENSIONS			BACK DIMENSIONS					
					W	D	H	W	D	H	W	H				
					20.5	25	33.25	18	18	18	16	16.5				
					RTA 00 4 per carton (pricing and specifications are for one seat unit)											
 		COM Yardage: 0.75 Freight Class: 250 Product Weight: 15.25 Cubic Feet Per Carton: 13	Glides + Casters Stacks 5 high on floor. Stacks 10 high on dolly.	2075NPU 576 Upholstered seat	1	2	3	4	5	6	7	8	9	10	11	12
					OVERALL DIMENSIONS			SEAT DIMENSIONS			BACK DIMENSIONS					
					W	D	H	W	D	H	W	H				
					20.5	25	33.25	18	18	17.5	16	16				
					RTA 00 4 per carton (pricing and specifications are for one seat unit)											
		COM Yardage: N/A Freight Class: 300 Product Weight: 26 Cubic Feet Per Carton: 14.75	Specify (L) left or (R) right tablet (Example: 2075APPTL or 2075APPTR). Does not stack.	2075APPT 812 Polypropylene seat & back	1	2	3	4	5	6	7	8	9	10	11	12
					OVERALL DIMENSIONS			SEAT DIMENSIONS			BACK DIMENSIONS					
					W	D	H	W	D	H	W	H				
					26.5	27.25	33.25	18	18	17	16	16.5				
					RTA 00 1 per carton											








DESCRIPTION		FEATURES	MODEL#	STANDARD TEXTILE GRADES													
				1	2	3	4	5	6	7	8	9	10	11	12		
	2075NPUT		2075NUUT														
<b>Armless Chair w/Tablet</b> COM Yardage: 0.75 Freight Class: 250 Product Weight: 31 Cubic Feet Per Carton: 14.75		<b>Specify (L) left or (R) right tablet</b>  Does not stack.		<div>RTA 00</div> 1 per carton													
				1	2	3	4	5	6	7	8	9	10	11	12		
				<b>2075NPPT</b> 702 Polypropylene seat & back													
<b>Armless Chair w/Tablet</b> COM Yardage: N/A Freight Class: 300 Product Weight: 26 Cubic Feet Per Carton: 14.75		<b>Specify (L) left or (R) right tablet</b>  Does not stack.		<div>RTA 00</div> 1 per carton													
				1	2	3	4	5	6	7	8	9	10	11	12		
	2075NPUT		2075NUUT														
<b>Armless Chair w/Tablet</b> COM Yardage: 0.75 Freight Class: 300 Product Weight: 29 Cubic Feet Per Carton: 14.75		<b>Specify (L) left or (R) right tablet</b>  Does not stack.		<div>RTA 00</div> 1 per carton													
				1	2	3	4	5	6	7	8	9	10	11	12		
				<b>2075BRAPP</b> 645 Polypropylene seat & back													
<b>Armchair w/Backpack Rack</b> COM Yardage: N/A Freight Class: 300 Product Weight: 24 Cubic Feet Per Carton: 14		<b>Specify (L) left or (R) right tablet</b>  Does not stack.		<div>RTA 00</div> 1 per carton													
				1	2	3	4	5	6	7	8	9	10	11	12		
																	
<b>Armless Chair w/Backpack Rack</b> COM Yardage: N/A Freight Class: 300 Product Weight: 20			<b>Specify (L) left or (R) right tablet</b>  Does not stack.			<div>RTA 00</div> 1 per carton											

DESCRIPTION		FEATURES	MODEL#	STANDARD TEXTILE GRADES														
				1	2	3	4	5	6	7	8	9	10	11	12			
 2075BRNPU	 2075BRNUU	<b>Armless Chair w/Backpack Rack</b> COM Yardage: 0.75 Freight Class: 300 Product Weight: 23 Cubic Feet Per Carton: 13  Does not stack.	2075BRNPU	726	753	773	801	843	863	900	959	1004	1055	1158	1270			
			Upholstered seat															
			2075BRNUU	842	868	888	916	957	977	1013	1074	1118	1169	1273	1385			
			OVERALL DIMENSIONS			SEAT DIMENSIONS			BACK DIMENSIONS									
			W	D	H	W	D	H	W	H								
			20.5	25	33.25	18	18	17.5	16	16								
			RTA 00	1 per carton														
				1	2	3	4	5	6	7	8	9	10	11	12			
 2075BRNPPT		<b>Armless Chair w/Backpack Rack and Tablet</b> COM Yardage: N/A Freight Class: 250 Product Weight: 30 Cubic Feet Per Carton: 14.75  Specify (L) left or (R) right tablet  Does not stack.	2075BRNPPT	853	Polypropylene seat & back													
			OVERALL DIMENSIONS			SEAT DIMENSIONS			BACK DIMENSIONS									
						W	D	H	W	D	H				W	H		
			27.25	27.25	33.25	18	18	17	16	16.5								
			RTA 00	1 per carton														
				1	2	3	4	5	6	7	8	9	10	11	12			
 2075BRNPUT	 2075BRNUUT	<b>Armless Chair w/Backpack Rack and Tablet</b> COM Yardage: 0.75 Freight Class: 250 Product Weight: 32 Cubic Feet Per Carton: 14.75  Specify (L) left or (R) right tablet  Does not stack.	2075BRNPUT	\$1035	\$1062	\$1083	\$1113	\$1155	\$1177	\$1215	\$1277	\$1324	\$1377	\$1487	\$1602			
			Upholstered seat															
			2075BRNUUT	1151	1178	1198	1229	1270	1291	1330	1390	1438	1492	1600	1715			
			OVERALL DIMENSIONS			SEAT DIMENSIONS			BACK DIMENSIONS									
			W	D	H	W	D	H	W	H								
			25	27.25	33.25	18	18	17.5	16	16								
			RTA 00	1 per carton														
				1	2	3	4	5	6	7	8	9	10	11	12			
 2076APP		<b>Armchair w/Sled Base</b> COM Yardage: N/A Freight Class: 250 Product Weight: 14 Cubic Feet Per Carton: 14  Stacks 5 high on floor. Stacks 15 high on dolly.	2076APP	\$556	Polypropylene seat & back													
			OVERALL DIMENSIONS			SEAT DIMENSIONS			BACK DIMENSIONS									
						W	D	H	W	D	H				W	H		
			25.5	24	33.25	18	18	17	16	16.5								
			RTA 00	4 per carton (pricing and specifications are for one seat unit)														
				1	2	3	4	5	6	7	8	9	10	11	12			
 2076APU	 2076AUU	<b>Armchair w/Sled Base</b> COM Yardage: 0.75 Freight Class: 250 Product Weight: 19.5 Cubic Feet Per Carton: 14  Stacks 5 high on floor. Stacks 10 high on dolly.	2076APU	738	764	783	811	850	868	905	962	1005	1055	1155	1264			
			Upholstered seat															
			2076AUU	854	881	900	928	968	986	1022	1079	1126	1173	1276	1384			
			OVERALL DIMENSIONS			SEAT DIMENSIONS			BACK DIMENSIONS									
			W	D	H	W	D	H	W	H								
			24	25	33.25	18	18	17.5	16	16								
			RTA 00	4 per carton (pricing and specifications are for one seat unit)														



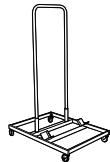


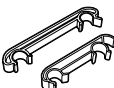



**Bar Stool w/Arms**  
COM Yardage: N/A  
Freight Class: 250  
Product Weight: 25  
Cubic Feet Per Carton: 10.75






DESCRIPTION		FEATURES	MODEL#	STANDARD TEXTILE GRADES											
			2075BSNPP 592 Polypropylene seat & back	1	2	3	4	5	6	7	8	9	10	11	12
				OVERALL DIMENSIONS			SEAT DIMENSIONS			BACK DIMENSIONS					
				W	D	H	W	D	H	W	H				
				22	24.75	45	18	18	29	16	16.5				
				RTA 00 2 per carton (pricing and specifications are for one seat unit)											
 			2075BSNPU 774 Upholstered seat	1	2	3	4	5	6	7	8	9	10	11	12
				2075BSNUU 889 Upholstered seat & back	800	819	847	886	904	941	998	1041	1091	1192	1300
				OVERALL DIMENSIONS			SEAT DIMENSIONS			BACK DIMENSIONS					
				W	D	H	W	D	H	W	H				
				22	24.75	45	18	18	29.5	16	16				
RTA 00 2 per carton (pricing and specifications are for one seat unit)															
			2075CSAPP 701 Polypropylene seat & back	1	2	3	4	5	6	7	8	9	10	11	12
				OVERALL DIMENSIONS			SEAT DIMENSIONS			BACK DIMENSIONS					
				W	D	H	W	D	H	W	H				
				24	24.75	40	18	18	24	16	16.5				
				RTA 00 2 per carton (pricing and specifications are for one seat unit)											
 			2075CSAPU 883 Upholstered seat	1	2	3	4	5	6	7	8	9	10	11	12
				2075CSAUU 998 Upholstered seat & back	912	932	963	1008	1029	1069	1133	1184	1238	1351	1472
				OVERALL DIMENSIONS			SEAT DIMENSIONS			BACK DIMENSIONS					
				W	D	H	W	D	H	W	H				
				24	24.75	40	18	18	24.5	16	16				
RTA 00 2 per carton (pricing and specifications are for one seat unit)															
			2075CSNPP 592 Polypropylene seat & back	1	2	3	4	5	6	7	8	9	10	11	12
				OVERALL DIMENSIONS			SEAT DIMENSIONS			BACK DIMENSIONS					
				W	D	H	W	D	H	W	H				
				22	24.75	40	18	18	24	16	16.5				
				RTA 00 2 per carton (pricing and specifications are for one seat unit)											

<b>Armless Bar Stool</b> COM Yardage: N/A Freight Class: 250 Product Weight: 21 Cubic Feet Per Carton: 17.75		Stacks 5 high on floor.
<b>Armless Bar Stool</b> COM Yardage: 0.75 Freight Class: 250 Product Weight: 24 Cubic Feet Per Carton: 17.75		Stacks 5 high on floor.
<b>Counter Stool w/Arms</b> COM Yardage: N/A Freight Class: 250 Product Weight: 24 Cubic Feet Per Carton: 21.5		Stacks 5 high on floor.
<b>Counter Stool w/Arms</b> COM Yardage: 0.75 Freight Class: 250 Product Weight: 27 Cubic Feet Per Carton: 21.5		Stacks 5 high on floor.
<b>Armless Counter Stool</b> COM Yardage: N/A Freight Class: 250 Product Weight: 20 Cubic Feet Per Carton: 19		Stacks 5 high on floor.

DESCRIPTION		FEATURES	MODEL#	STANDARD TEXTILE GRADES																								
				1	2	3	4	5	6	7	8	9	10	11	12													
 <b>2075CSNPU</b>	 <b>2075CSNUU</b>	<b>Armless Counter Stool</b> COM Yardage: 0.75 Freight Class: 250 Product Weight: 23 Cubic Feet Per Carton: 19		<b>2075CSNPU</b>	774	801	822	852	897	917	956	1017	1067	1120	1229	1347												
					Upholstered seat																							
					<b>2075CSNUU</b>	889	916	937	967	1009	1031	1069	1131	1179	1232	1341	1456											
				OVERALL DIMENSIONS			SEAT DIMENSIONS			BACK DIMENSIONS																		
				W	D	H	W	D	H	W	H																	
				22	24.75	40	18	18	24.5	16	16																	
				<b>RTA 00</b> 2 per carton (pricing and specifications are for one seat unit)																								
 <b>2085</b>				1	2	3	4	5	6	7	8	9	10	11	12													
				790																								
				OVERALL DIMENSIONS			SEAT DIMENSIONS			BACK DIMENSIONS																		
				W	D	H	W	D	H	W	H																	
				24	33.5	53																						
				<b>RTA 00</b>  2 per carton																								
 <b>5233</b>				1	2	3	4	5	6	7	8	9	10	11	12													
				\$33																								
				OVERALL DIMENSIONS			SEAT DIMENSIONS			BACK DIMENSIONS																		
				W	D	H	W	D	H	W	H																	
				.87	0.75	1																						
				<b>RTA 00</b> Pricing is for the set, specifications are for one clamp																								
 <b>6526</b>				1	2	3	4	5	6	7	8	9	10	11	12													
				\$26																								
				OVERALL DIMENSIONS			SEAT DIMENSIONS			BACK DIMENSIONS																		
				W	D	H	W	D	H	W	H																	
				0.75	5.75	1.25																						
				<b>RTA 00</b> Pricing is for the set, specifications are for one clamp																								
 <b>2073APP</b>				1	2	3	4	5	6	7	8	9	10	11	12													
				\$872																								
				Polypropylene seat & back																								
				OVERALL DIMENSIONS			SEAT DIMENSIONS			BACK DIMENSIONS																		
				W	D	H	W	D	H	W	H																	
				24	23.5	33.5	18	18	15.5-20.5	16	16.5																	
				<b>RTA 00</b> 1 per carton																								
				OVERALL DIMENSIONS			SEAT DIMENSIONS			BACK DIMENSIONS																		
				W	D	H	W	D	H	W	H																	
				24	23.5	33.5	18	18	15.5-20.5	16	16.5																	
				<b>RTA 00</b> 1 per carton																								

DESCRIPTION	FEATURES	MODEL#	STANDARD TEXTILE GRADES													
 <b>2073APU</b>	 <b>2073AUU</b>		1	2	3	4	5	6	7	8	9	10	11	12		
		<b>2073APU</b>	\$1056	\$1083	\$1103	\$1134	\$1176	\$1196	\$1235	\$1297	\$1345	\$1397	\$1507	\$1621		
		Upholstered seat														
		<b>2073AUU</b>	\$1171	\$1198	\$1218	\$1247	\$1290	\$1311	\$1349	\$1410	\$1457	\$1510	\$1619	\$1734		
		Upholstered seat & back														
<b>Tilter Chair w/Arms</b> COM Yardage: .75 Freight Class: 250 Product Weight: 39 Cubic Feet Per Carton: 15.5		<b>OVERALL DIMENSIONS</b>			<b>SEAT DIMENSIONS</b>			<b>BACK DIMENSIONS</b>								
		<b>W</b>	<b>D</b>	<b>H</b>	<b>W</b>	<b>D</b>	<b>H</b>	<b>W</b>	<b>H</b>							
		24	23.5	33.5	18	18	16-21	16	16							
		<b>RTA 00</b>			1 per carton											
 <b>2073NPP</b>			1	2	3	4	5	6	7	8	9	10	11	12		
		<b>2073NPP</b>	\$779													
		Polypropylene seat & back														
		<b>OVERALL DIMENSIONS</b>			<b>SEAT DIMENSIONS</b>			<b>BACK DIMENSIONS</b>								
		<b>W</b>	<b>D</b>	<b>H</b>	<b>W</b>	<b>D</b>	<b>H</b>	<b>W</b>	<b>H</b>							
<b>Armless Tilter Chair</b> COM Yardage: N/A Freight Class: 300 Product Weight (lbs.): 30 Cubic Feet Per Carton:		20.5	23.5	33.5	18	18	15.5-20.5	16	16.5							
		<b>RTA 00</b>			1 per carton											
		 <b>2073NPU</b>	 <b>2073NUU</b>		1	2	3	4	5	6	7	8	9	10	11	12
				<b>2073NPU</b>	\$963	\$990	\$1010	\$1039	\$1082	\$1102	\$1141	\$1201	\$1249	\$1300	\$1410	\$1525
Upholstered seat																
<b>2073NUU</b>	\$1077			\$1104	\$1124	\$1153	\$1195	\$1216	\$1254	\$1314	\$1362	\$1413	\$1521	\$1635		
Upholstered seat & back																
<b>Armless Tilter Chair</b> COM Yardage: 0.75 Freight Class: 250 Product Weight: 33 Cubic Feet Per Carton: 15.5		<b>OVERALL DIMENSIONS</b>			<b>SEAT DIMENSIONS</b>			<b>BACK DIMENSIONS</b>								
		<b>W</b>	<b>D</b>	<b>H</b>	<b>W</b>	<b>D</b>	<b>H</b>	<b>W</b>	<b>H</b>							
		20.5	23.5	33.5	18	18	16-21	16	16							
		<b>RTA 00</b>			1 per carton											
 <b>2074APP</b>			1	2	3	4	5	6	7	8	9	10	11	12		
		<b>2074APP</b>	\$984													
		Polypropylene seat & back														
		<b>OVERALL DIMENSIONS</b>			<b>SEAT DIMENSIONS</b>			<b>BACK DIMENSIONS</b>								
		<b>W</b>	<b>D</b>	<b>H</b>	<b>W</b>	<b>D</b>	<b>H</b>	<b>W</b>	<b>H</b>							
<b>Height Adjustable Stool w/Arms</b> COM Yardage: N/A Freight Class: 300 Product Weight (lbs.): 37 Cubic Feet Per Carton: 19.5		24	23.5	43	18	18	22-32	16	16.5							
		<b>RTA 00</b>			1 per carton											

DESCRIPTION	FEATURES	MODEL#	STANDARD TEXTILE GRADES												
 <div>2074APU</div> <div>2074AUU</div> <div><b>Height Adjustable Stool w/Arms</b> COM Yardage: 0.75 Freight Class: 250 Product Weight: 40 Cubic Feet Per Carton: 19.5</div>			1	2	3	4	5	6	7	8	9	10	11	12	
			<b>2074APU</b> \$1166 \$1196 \$1216 \$1249 \$1293 \$1313 \$1353 \$1419 \$1469 \$1523 \$1637 \$1759 Upholstered seat												
			<b>2074AUU</b> \$1281 \$1308 \$1330 \$1361 \$1406 \$1426 \$1466 \$1529 \$1578 \$1635 \$1747 \$1867 Upholstered seat & back												
			<b>OVERALL DIMENSIONS</b>			<b>SEAT DIMENSIONS</b>			<b>BACK DIMENSIONS</b>						
<b>W</b>			<b>D</b>	<b>H</b>	<b>W</b>	<b>D</b>	<b>H</b>	<b>W</b>	<b>H</b>						
24			23.5	43	18	18	22.5-32.5	16	16						
<b>RTA 00</b>			1 per carton												
 <div></div> <div><b>Armless Height Adjustable Stool</b> COM Yardage: N/A Freight Class: 300 Product Weight (lbs.): 33 Cubic Feet Per Carton: 19.5</div>			1	2	3	4	5	6	7	8	9	10	11	12	
			<b>2074NPP</b> \$870 Polypropylene seat & back												
			<b>OVERALL DIMENSIONS</b>			<b>SEAT DIMENSIONS</b>			<b>BACK DIMENSIONS</b>						
			<b>W</b>	<b>D</b>	<b>H</b>	<b>W</b>	<b>D</b>	<b>H</b>	<b>W</b>	<b>H</b>					
20.5			23.5	43	18	18	22-32	16	16.5						
<b>RTA 00</b>			1 per carton												
 <div>2074NPU</div> <div>2074NUU</div> <div><b>Armless Height Adjustable Stool</b> COM Yardage: 0.75 Freight Class: 300 Product Weight: 38 Cubic Feet Per Carton: 19.5</div>	1	2	3	4	5	6	7	8	9	10	11	12			
	<b>2074NPU</b> \$1052 \$1079 \$1100 \$1131 \$1176 \$1195 \$1235 \$1298 \$1346 \$1400 \$1513 \$1629 Upholstered seat														
	<b>2074NUU</b> \$1168 \$1197 \$1217 \$1247 \$1292 \$1312 \$1351 \$1413 \$1462 \$1515 \$1624 \$1743 Upholstered seat & back														
	<b>OVERALL DIMENSIONS</b>			<b>SEAT DIMENSIONS</b>			<b>BACK DIMENSIONS</b>								
<b>W</b>	<b>D</b>	<b>H</b>	<b>W</b>	<b>D</b>	<b>H</b>	<b>W</b>	<b>H</b>								
20.5	23.5	43	18	18	22.5-32.5	16	16								
<b>RTA 00</b>			1 per carton												

TWILIGHT™



model 2194 (BK)



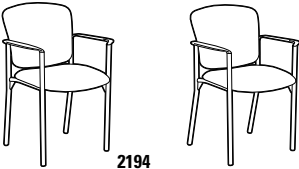

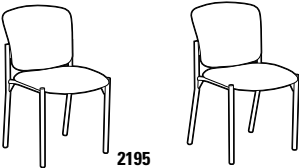
model 2198C (TUN)

STANDARD FEATURES

- Twilight series armchairs and barstools feature a flared back design.
- Chairs can stack 5 high on floor and 8 high on dolly 2125WS. Stools do not stack.
- Comet series tables and connecting brackets are compatible with Twilight models.
- Arm and Armless models can be joined together using ganging clamp model 2180.
- All Twilight models have welded corner gussets for additional strength & support.
- **Specifications and pricing are for 1 chair.**
- Check textile availability prior to specifying upholstery material.

OPTIONAL FEATURES

- Frames available in Black (TBL) or Tungsten (TTU).
- Optional steel cushioned glides (B) are available on all models. Add \$31. Please specify.
- Models featuring a wood veneer back are available in Absolute (AAM), Black (BKM), Cherry (ACM), Espresso Cafe (ECM), English Oak (EOM), Fruitwood (TFM), Gray (HGM), Honey (AHM), Mahogany (TMM), Maple (AVM), Medium Walnut (MWM), Night (ASM), Noce Biondo (NBM), Noce Grigio (NGM), Noce Leggero (NEM), Noce Medio (NMM), Shaker Cherry (SKM), Walnut (TWM), WC Cream (WTM), White (WHM) and Winter Cherry (WCM). Please Specify. Genuine maple faced veneers and solids are used.
- Models featuring wood veneer backs can incorporate a custom logo. Please contact Customer Service for further details.

DESCRIPTION	FEATURES	MODEL#	STANDARD TEXTILE GRADES											
 <div>21942194WS</div> <p><b>Armchair</b> Upholstered Back COM Yardage: 1.25 Freight Class: 250 Product Weight (lbs.): 21 Cubic Feet Per Carton: 6.25 (2 per carton)</p>	Stacks 5 high on floor. Stacks 8 high on dolly. Ergonomic Features: M, N		1	2	3	4	5	6	7	8	9	10	11	12
		2194	\$646	\$694	\$730	\$776	\$851	\$889	\$958	\$1051	\$1148	\$1223	\$1422	\$1622
		2194WS	\$671	\$718	\$758	\$811	\$889	\$916	\$986	\$1115	\$1176	\$1296	\$1458	\$1662
		Wall Saver												
			OVERALL DIMENSIONS			SEAT DIMENSIONS			BACK DIMENSIONS					
			W	D	H	W	D	H	W	H				
			23.5	22	35	18	16	18	18	16				
			RTA 00											
 <div>2194C</div> <p><b>Armchair w/Casters</b> Upholstered Back COM Yardage: 1.25 Freight Class: 250 Product Weight (lbs.): 21 Cubic Feet Per Carton: 6.25 (2 per carton)</p>	Stacks 5 high on floor. Stacks 8 high on dolly. Ergonomic Features: M, N		1	2	3	4	5	6	7	8	9	10	11	12
		2194C	\$758	\$805	\$842	\$888	\$964	\$991	\$1052	\$1173	\$1233	\$1342	\$1497	\$1687
			OVERALL DIMENSIONS			SEAT DIMENSIONS			BACK DIMENSIONS					
			W	D	H	W	D	H	W	H				
			23.5	22	35	18	16	18	18	18.5				
			RTA 00											
 <div>21952195WS</div> <p><b>Armless Chair</b> Upholstered Back COM Yardage: 1.25 Freight Class: 250 Product Weight (lbs.): 18 Cubic Feet Per Carton: 6.25 (2 per carton)</p>	Stacks 5 high on floor. Stacks 8 high on dolly. Ergonomic Features: M, N		1	2	3	4	5	6	7	8	9	10	11	12
		2195	\$560	\$605	\$639	\$690	\$765	\$801	\$869	\$963	\$1055	\$1130	\$1333	\$1532
		2195WS	\$583	\$631	\$670	\$725	\$801	\$829	\$898	\$1026	\$1088	\$1209	\$1370	\$1574
		Wall Saver												
			OVERALL DIMENSIONS			SEAT DIMENSIONS			BACK DIMENSIONS					
			W	D	H	W	D	H	W	H				
			20	22	35	18	16	18.5	18	16				
			RTA 00											





**Armless Chair w/Catsers** Upholstered Back  
COM Yardage: 1.25  
Freight Class: 250  
Product Weight (lbs.): 18  
Cubic Feet Per Carton: 6.25 (2 per carton)

Stacks 5 high on floor.  
Stacks 8 high on dolly.  
Ergonomic Features:  
M, N

	1	2	3	4	5	6	7	8	9	10	11	12
2195C	\$671	\$716	\$751	\$803	\$877	\$904	\$965	\$1086	\$1146	\$1256	\$1410	\$1599

OVERALL DIMENSIONS			SEAT DIMENSIONS			BACK DIMENSIONS	
W	D	H	W	D	H	W	H
20	22	35	18	16	18	18.5	16
RTA 00							



2198



\$691WS

**Armchair** Wood Veneer Back  
COM Yardage: 0.75  
Freight Class: 250  
Product Weight (lbs.): 20  
Cubic Feet Per Carton: 6.25 (2 per carton)

Stacks 5 high on floor.  
Stacks 8 high on dolly.  
Ergonomic Features:  
M, N

	1	2	3	4	5	6	7	8	9	10	11	12
2198	\$691	\$717	\$739	\$771	\$814	\$838	\$877	\$934	\$988	\$1035	\$1155	\$1276

2198WS	\$710	\$743	\$766	\$798	\$842	\$860	\$903	\$976	\$1015	\$1087	\$1186	\$1304
Wall Saver												

OVERALL DIMENSIONS			SEAT DIMENSIONS			BACK DIMENSIONS	
W	D	H	W	D	H	W	H
23.5	22	35	18	17.5	18	18.5	16.5
RTA 00							



**Armchair w/Catsers** Wood Veneer Back  
COM Yardage: 0.75  
Freight Class: 250  
Product Weight (lbs.): 20  
Cubic Feet Per Carton: 6.25 (2 per carton)

Stacks 5 high on floor.  
Stacks 8 high on dolly.  
Ergonomic Features:  
M, N

	1	2	3	4	5	6	7	8	9	10	11	12
2198C	\$717	\$750	\$771	\$803	\$843	\$859	\$899	\$971	\$1004	\$1071	\$1162	\$1277

OVERALL DIMENSIONS			SEAT DIMENSIONS			BACK DIMENSIONS	
W	D	H	W	D	H	W	H
23.5	22	35	18	16	18	18.5	16
RTA 00							
FedEx							
ups							



2199



2199WS

**Armless Chair** Wood Veneer Back  
COM Yardage: 0.75  
Freight Class: 250  
Product Weight (lbs.): 18  
Cubic Feet Per Carton: 6.25 (2 per carton)

Stacks 5 high on floor.  
Stacks 8 high on dolly.  
Ergonomic Features:  
M, N

	1	2	3	4	5	6	7	8	9	10	11	12
2199	\$597	\$623	\$644	\$672	\$715	\$741	\$782	\$838	\$892	\$940	\$1060	\$1182

2199WS	\$618	\$649	\$672	\$705	\$748	\$768	\$807	\$884	\$923	\$994	\$1093	\$1214
Wall Saver												

OVERALL DIMENSIONS			SEAT DIMENSIONS			BACK DIMENSIONS	
W	D	H	W	D	H	W	H
20	22	35	18	17.5	18	18.5	16.5
RTA 00							
FedEx							
ups							





**Armless Chair w/Catsers** Wood Veneer Back  
COM Yardage: 0.75  
Freight Class: 250  
Product Weight (lbs.): 18  
Cubic Feet Per Carton: 6.25 (2 per carton)


Stacks 5 high on floor.  
Stacks 8 high on dolly.  
Ergonomic Features:  
M, N


	1	2	3	4	5	6	7	8	9	10	11	12
2199C	\$634	\$667	\$682	\$714	\$760	\$774	\$813	\$887	\$920	\$987	\$1078	\$1192

OVERALL DIMENSIONS			SEAT DIMENSIONS			BACK DIMENSIONS	
W	D	H	W	D	H	W	H
20	22	35	18	17.5	18	18.5	16
RTA 00							
FedEx							
ups							

DESCRIPTION	FEATURES	MODEL#	STANDARD TEXTILE GRADES													
	<b>Barstool w/Arms</b> Wood Veneer Back COM Yardage: 0.75 Freight Class: 300 Product Weight (lbs.): 27 Cubic Feet Per Carton: 14.75 (1 per carton)			1	2	3	4	5	6	7	8	9	10	11	12	
				2188	\$994	\$1028	\$1050	\$1082	\$1131	\$1144	\$1187	\$1263	\$1302	\$1372	\$1473	\$1592
				OVERALL DIMENSIONS			SEAT DIMENSIONS			BACK DIMENSIONS						
				W	D	H	W	D	H	W	H					
				23	22	45	18	16	29	18.5	16					
	Does not stack.	Ergonomic Features: M, N	RTA 00													

	<b>Armless Barstool</b> Wood Veneer Back COM Yardage: 0.75 Freight Class: 300 Product Weight (lbs.): 25 Cubic Feet Per Carton: 14.75 (1 per carton)			1	2	3	4	5	6	7	8	9	10	11	12	
				2189	\$899	\$934	\$955	\$988	\$1034	\$1051	\$1092	\$1168	\$1206	\$1277	\$1376	\$1499
				OVERALL DIMENSIONS			SEAT DIMENSIONS			BACK DIMENSIONS						
				W	D	H	W	D	H	W	H					
				20	22	45	18	16	29	18.5	16					
	Does not stack.	Ergonomic Features: M, N	RTA 00													

	<b>Barstool w/Arms</b> Upholstered Back COM Yardage: 1.25 Freight Class: 300 Product Weight (lbs.): 28 Cubic Feet Per Carton: 14.75 (1 per carton)			1	2	3	4	5	6	7	8	9	10	11	12	
				2196	\$954	\$1004	\$1041	\$1097	\$1173	\$1202	\$1269	\$1399	\$1460	\$1580	\$1743	\$1949
				OVERALL DIMENSIONS			SEAT DIMENSIONS			BACK DIMENSIONS						
				W	D	H	W	D	H	W	H					
				23	22	45	18	16	29	18.5	16					
	Does not stack.	Ergonomic Features: M, N	RTA 00													

	<b>Armless Barstool w/</b> Upholstered Back COM Yardage: 1.25 Freight Class: 300 Product Weight (lbs.): 22 Cubic Feet Per Carton: 14.75 (1 per carton)			1	2	3	4	5	6	7	8	9	10	11	12	
				2197	\$860	\$910	\$947	\$1000	\$1078	\$1105	\$1174	\$1303	\$1366	\$1486	\$1647	\$1851
				OVERALL DIMENSIONS			SEAT DIMENSIONS			BACK DIMENSIONS						
				W	D	H	W	D	H	W	H					
				20	22	45	18	16	29	18.5	16					
	Does not stack.	Ergonomic Features: M, N	RTA 00													

VION



VION FINISHES - GUEST SEATING				
Back Frame	Specify Code	Frame	Specify Code	Arm Option
Black	BLK	Black	TBL	Fiber Glass Reinforced Nylon (Black)
Shadow	SHW Add \$76	Fog	TFO	
		Shadow	TSH	
		Tungsten	TTU	
Fog	FOG Add \$76	Chrome	CHM - Add \$40	

STANDARD FEATURES

- Vion is a comprehensive seating series offering a family of models to Address multiple applications: task, management, conference, guest, heavy duty 24-7, and height adjustable stools.
- Series offers models with either a mesh or upholstered back.
- Vion guest chairs offer a wall saver frame design, which is constructed from 7/8" diameter steel tubing.
- Vion guest chairs can stack 4 high on the floor.
- Arm design is gently curved and made from strong fiberglass reinforced black nylon.
- Guest chairs are standard with durable polypropylene glides.
- Dual wheel carpet casters (**C82**) are standard on guest models with casters.
- Mesh back models are available in 10 standard colors: Aqua (**MS75**), Black (**MS69**), Black Cherry (**MS76**), Blue (**MS72**), Dust (**MS77**), Ivory (**MS78**), Natural (**MS74**), Paprika (**MS79**), Rope (**MS73**) and Stone (**MS71**).
- Upholstered back models feature Black fabric (**Jenny JN02**) on the back side as standard.
- Check textile availability prior to specifying upholstery material.
- Vion beam seating consists of upper seat units (6340-6343) including mounting brackets and all hardware necessary for attachment to beam.
- For all beam components, tables and a complete list of available upper seat units, see Beam seating section.

OPTIONAL FEATURES

- Please refer to the chart for optional back frame and base frame finishes.
- Mesh back models are also available in 10 Dimension Mesh colors: Black (**DBK**), Fog (**DST**), Chalk (**DCL**), Shadow (**DGM**), Charcoal (**DCH**), Sand (**DSB**), Cobalt (**DCO**), Pool Blue (**DPB**), Citrus (**DCT**) and Berry (**DBE**). Add \$27
- Upholstered back models offer a Matching Outer (**MO**) upholstery option. Due to the additional material needed, these models are listed separately and are priced differently than the standard upholstered back models.
- Seat available in memory foam. Please specify (**MF**). Add \$117.
- Opaque off-white non-marking glides for hard surface flooring are optional for guest chairs, please specify (**NM**). No upcharge.
- Felt glides (**FG**) and rubber glides (**RG**) are available on guest chairs, please specify and add \$60.
- Steel cushioned self-leveling glides (**B**) are available on guest chairs (adds 0.5" to seat height), please specify and add \$34.
- Dolly available for stacking guest chairs up to 8 high. Specify model 2125VVS, \$452 List.
- Please refer to chart for optional Arms, Back, Base and Frame finishes.

DESCRIPTION

FEATURES

MODEL#

STANDARD TEXTILE GRADES



mesh back

Armless Side Chair






COM Yardage: 1  
Freight Class: 250  
Product Weight (lbs.): 24  
Cubic Feet Per Carton: 11.75

Stacks 4 high on floor.  
Stacks 8 high on dolly.  
Ergonomic Features: M, N






	1	2	3	4	5	6	7	8	9	10	11	12
<b>6324</b>	626	663	691	732	790	812	863	962	1011	1101	1226	1380






OVERALL DIMENSIONS			SEAT DIMENSIONS			BACK DIMENSIONS	
W	D	H	W	D	H	W	H
20	24	34.5	19	17.5	17.5	19	17
RTA 00			FedEx			ups	







DESCRIPTION		FEATURES	MODEL#	STANDARD TEXTILE GRADES															
 mesh back		Does not stack.  Ergonomic Features: M, N	6324C	1	2	3	4	5	6	7	8	9	10	11	12				
				699	736	765	806	864	885	936	1036	1085	1175	1299	1453				
				OVERALL DIMENSIONS			SEAT DIMENSIONS			BACK DIMENSIONS									
				W	D	H	W	D	H	W	H								
				20	24	34.5	19	17.5	17.5	19	17								
				RTA 00	FedEx		ups												
 mesh back		Stacks 4 high on floor. Stacks 8 high on dolly.  Ergonomic Features: M, N	6325	1	2	3	4	5	6	7	8	9	10	11	12				
				671	709	737	778	836	858	909	1008	1057	1147	1273	1425				
				OVERALL DIMENSIONS			SEAT DIMENSIONS			BACK DIMENSIONS									
				W	D	H	W	D	H	W	H								
				25.5	24	34.5	19	17.5	17.5	19	17								
				RTA 00	FedEx		ups												
 mesh back		Does not stack.  Ergonomic Features: M, N	6325C	1	2	3	4	5	6	7	8	9	10	11	12				
				742	780	809	850	909	929	980	1081	1129	1219	1344	1497				
				OVERALL DIMENSIONS			SEAT DIMENSIONS			BACK DIMENSIONS									
				W	D	H	W	D	H	W	H								
				25.5	24	34.5	19	17.5	17.5	19	17								
				RTA 00	FedEx		ups												
 upholstered back		Stacks 4 high on floor. Stacks 8 high on dolly.  Ergonomic Features: M, N	6334	1	2	3	4	5	6	7	8	9	10	11	12				
				685	733	770	824	901	938	1008	1120	1207	1302	1500	1710				
			6334MO	742	815	871	955	1073	1114	1218	1414	1509	1692	1941	2249				
				OVERALL DIMENSIONS			SEAT DIMENSIONS			BACK DIMENSIONS									
				W	D	H	W	D	H	W	H								
				20	24	34.5	19	17.5	17.5	19	17								
				RTA 00	FedEx		ups												
 upholstered back		Does not stack.  Ergonomic Features: M, N	6334C	1	2	3	4	5	6	7	8	9	10	11	12				
				766	812	845	896	971	1005	1071	1178	1260	1351	1538	1736				
			6334CMO	822	894	950	1034	1150	1193	1296	1493	1587	1770	2019	2327				
				OVERALL DIMENSIONS			SEAT DIMENSIONS			BACK DIMENSIONS									
				W	D	H	W	D	H	W	H								
				20	24	34.5	19	17.5	17.5	19	17								
				RTA 00	FedEx		ups												



DESCRIPTION		FEATURES	MODEL#	STANDARD TEXTILE GRADES											
	upholstered back		6335 6335MO	1	2	3	4	5	6	7	8	9	10	11	12
				731	779	816	870	946	983	1052	1162	1247	1344	1538	1747
				787	860	915	1000	1115	1159	1261	1459	1554	1737	1986	2296
				OVERALL DIMENSIONS			SEAT DIMENSIONS			BACK DIMENSIONS					
				W	D	H	W	D	H	W	H				
				25.5	24	34.5	19	17.5	17.5	19	17				
				RTA 00	FedEx		ups								
	upholstered back		6335C 6335CMO	1	2	3	4	5	6	7	8	9	10	11	12
				810	856	889	940	1014	1048	1114	1219	1301	1390	1576	1774
				864	936	992	1076	1195	1236	1338	1535	1630	1813	2063	2371
				OVERALL DIMENSIONS			SEAT DIMENSIONS			BACK DIMENSIONS					
				W	D	H	W	D	H	W	H				
				25.5	24	34.5	19	18	17.5	19	17				
				RTA 00	FedEx		ups								
			6340	1	2	3	4	5	6	7	8	9	10	11	12
				\$839	\$882	\$911	\$957	\$1021	\$1051	\$1108	\$1201	\$1273	\$1351	\$1516	\$1692
				OVERALL DIMENSIONS			SEAT DIMENSIONS			BACK DIMENSIONS					
				W	D	H	W	D	H	W	H				
				21	23.5	20.5	17.5	18	-	19	17				
				RTA 00											
			6341	1	2	3	4	5	6	7	8	9	10	11	12
				978	1027	1066	1123	1203	1240	1314	1430	1520	1619	1821	2039
				OVERALL DIMENSIONS			SEAT DIMENSIONS			BACK DIMENSIONS					
				W	D	H	W	D	H	W	H				
				21	23.5	20.5	17.5	18	-	19	17				
				RTA 00											
			6342	1	2	3	4	5	6	7	8	9	10	11	12
				777	817	849	894	957	986	1046	1138	1208	1288	1452	1627
				OVERALL DIMENSIONS			SEAT DIMENSIONS			BACK DIMENSIONS					
				W	D	H	W	D	H	W	H				
				25.5	23.5	20.5	17.5	18	-	19	17				
				RTA 00											

DESCRIPTION	FEATURES	MODEL#	STANDARD TEXTILE GRADES												
			1	2	3	4	5	6	7	8	9	10	11	12	
		6343	899	948	987	1043	1123	1159	1233	1348	1437	1537	1742	1959	
		OVERALL DIMENSIONS			SEAT DIMENSIONS			BACK DIMENSIONS							
		W	D	H	W	D	H	W	H						
		25.5	23.5	20.5	17.5	18	-	19	17						
<b>Seat Unit w/Arms</b> COM Yardage: 1 Freight Class: 250 Product Weight (lbs.): 27 Cubic Feet Per Carton: 9.75		RTA 00													
			1	2	3	4	5	6	7	8	9	10	11	12	
		6350	871	911	941	988	1051	1080	1138	1232	1302	1382	1546	1721	
		OVERALL DIMENSIONS			SEAT DIMENSIONS			BACK DIMENSIONS							
		W	D	H	W	D	H	W	H						
		25.5	25	44.5	19	17.5	28.5	18	16						
<b>Bar Height Stool w/Arms</b> COM Yardage: 1.00 Freight Class: 300 Product Weight (lbs.): 35 Cubic Feet Per Carton: 20		RTA 00													
	<div>Mesh Back. Does not stack.</div> <div>Ergonomic Features: M, N</div>		1	2	3	4	5	6	7	8	9	10	11	12	
		6351	829	869	901	946	1009	1038	1098	1190	1260	1340	1504	1679	
		OVERALL DIMENSIONS			SEAT DIMENSIONS			BACK DIMENSIONS							
		W	D	H	W	D	H	W	H						
		21	25	44.5	19	17.5	28.5	18	16						
<b>Armless Bar Height Stool</b> COM Yardage: 1.00 Freight Class: 250 Product Weight (lbs.): 33 Cubic Feet Per Carton: 15.75		RTA 00													
	<div>Mesh Back. Does not stack.</div> <div>Ergonomic Features: M, N</div>		1	2	3	4	5	6	7	8	9	10	11	12	
		6352	871	911	941	988	1051	1080	1138	1232	1302	1382	1546	1721	
		OVERALL DIMENSIONS			SEAT DIMENSIONS			BACK DIMENSIONS							
		W	D	H	W	D	H	W	H						
		25.5	24.5	40.5	19	17.5	24.5	18	16						
<b>Counter Height Stool w/Arms</b> COM Yardage: 1.00 Freight Class: 300 Product Weight (lbs.): 25 Cubic Feet Per Carton: 18.5		RTA 00													
	<div>Mesh Back Does not stack.</div> <div>Ergonomic Features: M, N</div>		1	2	3	4	5	6	7	8	9	10	11	12	
		6353	829	869	901	946	1009	1038	1098	1190	1260	1340	1504	1679	
		OVERALL DIMENSIONS			SEAT DIMENSIONS			BACK DIMENSIONS							
		W	D	H	W	D	H	W	H						
		21	24.5	40.5	19	17.5	24.5	18	16						
<b>Armless Counter Height Stool</b> COM Yardage: 1.00 Freight Class: 250 Product Weight (lbs.): 31 Cubic Feet Per Carton: 14.50		RTA 00													

DESCRIPTION	FEATURES	MODEL#	STANDARD TEXTILE GRADES											
	<b>Bar Height Stool w/Arms</b> COM Yardage: 1.25 Freight Class: 300 Product Weight (lbs.): 35													
	<b>Armless Bar Height Stool</b> COM Yardage: 1.25 Freight Class: 250 Product Weight (lbs.): 33 Cubic Feet Per Carton: 15.75 Cubic Feet Per Carton: 18.5													
	<b>Bar Counter Height Stool w/Arms</b> COM Yardage: 1.25 Freight Class: 300 Product Weight (lbs.): 33 Cubic Feet Per Carton: 18.5													
	<b>Armless Counter Height Stool</b> COM Yardage: 1.25 Freight Class: 250 Product Weight (lbs.): 31 Cubic Feet Per Carton: 14.50													

## WILLOW



**model W5AUUG**  
Armchair, Upholstered Seat & Back



Wipeable shroud edge does not collect debris



No visible brackets or upholstery staples

### Arm Options



**Waterfall Arm (WFA)**



**Forward Grip Assist (GAA)**

	Willow Chair Stacking Capability	
	Stacks on floor	Stacks on dolly
<b>Four leg arm and armless chairs with glides only</b>		
Poly/poly chairs	up to 6 high	up to 10 high
Upholstered chairs	up to 4 high	up to 8 high
Bariatric Models	up to 4 high	up to 8 high
<b>Four leg bar and counter stools</b>		
Stools with arms	Does not stack	N/A
Armless stools	up to 4 high	N/A

Plastic Component Finish Matching Chart		
Chair Types	Seat Shroud	Arms and Back Shroud
Poly back and seat	Matches seat/back	Matches seat/back
Upholstered back and seat	Specify	Specify
Poly back/upholstered seat	Specify	Specify
Upholstered back/poly seat	Matches seat	Specify



For linking tables, see 250.

### EXAMPLE WILLOW ORDER CODE:

W5AUU	PU75	NS	PU75	WFA	BLK
Model #	Back Textile	Seat	Seat Textile	Arm Style	Seat Shroud Finish
CHM	ST	BLK	NS	NB	
Frame Finish	Glide Type	Glide Finish	Back seams	Moisture Barrier	

### STANDARD FEATURES

- Willow's durable design and open, welcoming form will ensure years of use. Freestanding chairs are available with four legs or sled base, in seated standard or bariatric widths. Additional models include hip, counter and bar height stools. Freestanding and corner, in-line and end tables are also available to complement the line.
- Seated height chairs may be ganged with ganging brackets or with in-line and corner tables.
- Plastic seats and backs, reinforced nylon arms, back shrouds and seat shrouds are available in a wide range of colors. See finish chart for matching color components.
- Tubular steel frame is available in 20 paint finishes and 4 metallic finishes (upcharge applies).
- Frame design features a wall saver leg to prevent contact with walls.
- Active weight capacity is 300 lbs. for four-leg seating with casters, 400 lbs. for seating on glides and 600 lbs. for 30" wide bariatric and parent/child models.
- Plastic seat shrouds are standard on all models.
- Upholstered seats have no seams for ease of cleaning.
- Four-leg chairs with glides are stackable, see matrix. Stacking of caster models is not recommended due to damage to plastic and upholstery.
- Armless counter and bar height stools are stackable on the floor only. See chart for details.
- Four-leg and stool models are available with a variety of glide types. Glides must be chosen to best suit flooring type and site conditions. For more information, refer to glide selection chart.
- Tables used with Willow armchairs require 28" clearance under the surface top; counter height stools require 34.25" clearance; bar height stools require 40.25" clearance.
- Sled base models have nylon colored glides, non-marking natural glides for use on most floor surfaces, or no glides for use on carpeted floors.
- For healthcare textiles, visit the website at [globalfurnituregroup.com](http://globalfurnituregroup.com).
- Check textile availability prior to specifying upholstery material.
- The series is available to specify with two textiles on upholstered seat and back models. For pricing, start with the base price and add applicable graded textile upcharges for the back and the seat.
- The blended textile matrix does not apply to this series.
- The series is designed for use across a range of facilities and is covered under Global's limited lifetime warranty for single-shift use. Specify from approved textiles.
- Shipped fully assembled.

### OPTIONAL FEATURES

- Additional weight (**CW**) of 24 lbs. is available. Weighted four-leg chairs are not stackable.
- Power/USB units are available, ordered separately, for use with in-line, corner and end tables. See model for details.
- Tables are pre-drilled for field installation of undermount power. Clamp mount units are available. Order power units separately for field installation.
- Moisture barrier may be specified on seats.
- Sled base models offer a floor mount (**FM**) option. See upcharges. Mounting hardware not included.





Add option codes in the following order:





- Model number**  
Enter model number.
- Back, Seat and Seat Shroud Finish** (plastic back and seat models)  
Plastic finishes:  

(BZB) Buzz Blue	(KAL) Kalua
(CCT) Cactus	(LAB) Latte
(CRO) Carrot	(J52) Mocha
(IVC) Cloud	(BLK) Night
(DJN) Dijon	(SND) Sand
(EGP) Eggplant	(SAR) Scarlet
(FOG) Fog	(SHW) Shadow
(FRO) Frost	(TOA) Toast
(INK) Ink	
- Back Finish** (plastic back and upholstered seat models)  
See Plastic finishes.
- Back Textile** (for upholstered back models)  
Specify back textile.
- Seat Textile** (for upholstered seat models)  
(NS) Seamless seat  
Specify seat textile.
- Arm Style** (for chairs with arms)  
(WFA) Waterfall arm  
(GAA) Grip assist arm. Add \$33.
- Arm and Back Shroud Finish**  
See Plastic finishes.
- Seat and Seat Shroud Finish** (for upholstered back and plastic seat models).  
See Plastic finishes.
- Leg Type** (for sled base models)  
(NF) No floor mount  
(FM) Floor mounted. Add \$12.
- Frame finish**  
Paint finishes:  
Black (TBL), Buzz Blue (TBZ), Cactus (TCC), Carrot (TCR), Cloud (TIV), Designer White (TDW), Dijon (TDJ), Eggplant (TEG), Fog (TFO), Frost (TFR), Ink (TIN), Kalua (TKA), Latte (TLA), Mocha (TMO), Nevada (TNE), Sand (TSN), Scarlet (TSR), Shadow (TSH), Toast (TOA) and Tungsten (TTU).  
Plated finishes - see chart for upcharges:  
(CHM) Chrome  
(BCH) Brushed Chrome
- Glide type** (four leg glides)  
(ST) Nylon, colored glide for most surfaces  
(NM) White, non-marking Nylon glide for most surfaces  
(SG) Steel cushion glide for carpeted surfaces. Add \$34.  
(FG) Felt glide for most hard floor surfaces. Add \$34.  
(RG) Rubber, non-slip glide for most hard floor surfaces. Add \$34.
- Glide type** (sled bases)  
(ST) Nylon, colored glide for most surfaces  
(NM) White, non-marking Nylon glide for most surfaces  
(XG) No glide for carpeted surfaces
- Glide Finish** (ST glides)  
(BLK) Black  
(SND) Sand
- Caster Type** (caster models)  
(C114) 2" caster for carpeted surface  
(C114R) 2" caster for most hard floor surfaces. Add \$50.
- Back Seams**  
(NS) No sealed back seams  
(SBS) Sealed back seams
- Moisture Barrier** (on seat)  
(NB) No moisture barrier.  
(MB) Moisture barrier. Add \$101. For bariatric, add \$152.
- Additional Weight**  
(NC) No counterweight.  
(CW) Counterweight. Add \$737.






DESCRIPTION	FEATURES		MODEL#		STANDARD TEXTILE GRADES			
	GLIDES							
	Standard colored (ST) + non-marking (NM) glides - standard height		Steel cushion (SG) glides - 0.313" higher than standard		Felt pad (FG) glides - 0.375" higher than standard		Rubber non-slip (RG) glides - 0.563" higher than standard	
	SEAT HEIGHT (in)	ARM HEIGHT (in)	SEAT HEIGHT (in)	ARM HEIGHT (in)	SEAT HEIGHT (in)	ARM HEIGHT (in)	SEAT HEIGHT (in)	ARM HEIGHT (in)
ARMCHAIRS								
Plastic seat, standard arms	17	26.75	17.31	27.06	17.38	27.13	17.56	27.31
Plastic seat, grip assist arms	17	27	17.31	27.31	17.38	27.38	17.56	27.56
Upholstered seat, standard arms	18.25	26.75	18.56	27.06	18.63	27.13	18.81	27.31
Upholstered seat, grip assist arms	18.25	27	18.56	27.31	18.63	27.38	18.81	27.56
COUNTER STOOLS WITH ARMS								
Plastic seat, standard arms	23.25	33	23.56	33.31	23.63	33.38	23.81	33.56
Plastic seat, grip assist arms	23.25	33.25	23.56	33.56	23.63	33.63	23.81	33.81
Upholstered seat, standard arms	24.25	33	24.56	33.31	24.63	33.38	24.81	33.56
Upholstered seat, grip assist arms	24.25	33.25	24.56	33.56	24.63	33.63	24.81	33.81
BAR STOOLS WITH ARMS								
Plastic seat, standard arms	29.25	39	29.56	39.31	29.63	39.38	29.81	39.56
Plastic seat, grip assist arms	29.25	39.25	29.56	39.56	29.63	39.63	29.81	39.81
Upholstered seat, standard arms	30.25	39	30.56	39.31	30.63	39.38	30.81	39.56
Upholstered seat, grip assist arms	30.25	39.25	30.56	39.56	30.63	39.63	30.81	39.81






PLATED FRAME FINISH UPCHARGES		
	Chrome (CHM)	Brushed Chrome (BCH)
FOUR LEG BASE		
Standard, arm and armless	\$39	\$139
Bariatric	\$67	\$217
Hip chairs, standard and bariatric	\$67	\$217
Counter stools, arm and armless	\$71	\$231
Bar stools, arm and armless	\$71	\$231
SLED BASE		
Standard, arm and armless	\$50	\$170
Bariatric	\$67	\$217






DESCRIPTION	FEATURES	MODEL#	STANDARD TEXTILE GRADES											
			List Price											
	W5APPG		\$533											
	with glides													
	W5APPC		\$670											
	with casters													
<b>Armchair, Polypropylene Seat and Back</b> COM Yardage: n/a Freight Class: 250 Product Weight (lbs.): 20.88 Cubic Feet Per Carton: 5.56			OVERALL DIMENSIONS			SEAT DIMENSIONS			BACK DIMENSIONS					
			W	D	H	W	D	H	W	H				
			24.25	23.5	32	17.75	17.5	17	16	16				
			Active weight with casters 300 lbs.; does not stack. Active weight with glides 400 lbs.; stacks 6 high on floor. 2 per carton (pricing and specifications are for one seat unit)											
			1/COM	2	3	4	5	6	7	8	9	10	11	12
	W5AUPG		\$627	\$643	\$656	\$674	\$700	\$711	\$734	\$769	\$796	\$825	\$885	\$949
	with glides													
	W5AUPC		\$739	\$755	\$768	\$786	\$812	\$823	\$846	\$881	\$908	\$937	\$997	\$1061
	with casters													
<b>Armchair, Upholstered Back and Polypropylene Seat</b> COM Yardage: 0.5 Freight Class: 250 Product Weight (lbs.): 21.88 Cubic Feet Per Carton: 5.56			OVERALL DIMENSIONS			SEAT DIMENSIONS			BACK DIMENSIONS					
			W	D	H	W	D	H	W	H				
			24.25	21.75	32.25	17.75	16.75	17	16.5	16				
			Active weight with casters 300 lbs.; does not stack. Active weight with glides 400 lbs.; stacks 4 high on floor. Add \$15 for (SBS) 2 per carton (pricing and specifications are for one seat unit)											
			1/COM	2	3	4	5	6	7	8	9	10	11	12
	W5APUG		\$627	\$651	\$670	\$698	\$737	\$753	\$787	\$840	\$880	\$924	\$1014	\$1110
	with glides													
	W5APUC		\$739	\$763	\$782	\$810	\$849	\$865	\$899	\$952	\$992	\$1036	\$1126	\$1222
	with casters													
<b>Armchair, Polypropylene Back and Upholstered Seat</b> COM Yardage: 0.75 Freight Class: 250 Product Weight (lbs.): 21.38 Cubic Feet Per Carton: 5.56			OVERALL DIMENSIONS			SEAT DIMENSIONS			BACK DIMENSIONS					
			W	D	H	W	D	H	W	H				
			24.25	23.5	32	18.25	17.75	18.25	16	15.25				
			Active weight with casters 300 lbs.; does not stack. Active weight with glides 400 lbs.; stacks 4 high on floor. 2 per carton (pricing and specifications are for one seat unit)											
			1/COM	2	3	4	5	6	7	8	9	10	11	12
	W5AUUG	Base Price:	\$659											
	with glides	Seat upcharge:	+0	+\$24	+\$43	+\$71	+\$110	+\$126	+\$160	+\$213	+\$253	+\$297	+\$387	+\$483
		Back upcharge:	+0	+\$16	+\$29	+\$47	+\$73	+\$84	+\$107	+\$142	+\$169	+\$198	+\$258	+\$322
	W5AUUC	Base Price:	\$802											
<b>Armchair, Upholstered Seat and Back</b> COM Yardage: Back: 0.5; Seat: 0.75 Freight Class: 250 Product Weight (lbs.): 21.88 Cubic Feet Per Carton: 5.56	with casters	Seat upcharge:	+0	+\$24	+\$43	+\$71	+\$110	+\$126	+\$160	+\$213	+\$253	+\$297	+\$387	+\$483
		Back upcharge:	+0	+\$16	+\$29	+\$47	+\$73	+\$84	+\$107	+\$142	+\$169	+\$198	+\$258	+\$322
			OVERALL DIMENSIONS			SEAT DIMENSIONS			BACK DIMENSIONS					
			W	D	H	W	D	H	W	H				
			24.25	22	32.25	18.25	17	18.25	16.5	15.25				
		Active weight with casters 300 lbs.; does not stack. Active weight with glides 400 lbs.; stacks 4 high on floor. Add \$15 for (SBS). 2 per carton (pricing and specifications are for one seat unit)												






DESCRIPTION		FEATURES	MODEL#	STANDARD TEXTILE GRADES										
			List Price											
		<b>W5NPPG</b> with glides	\$486											
		<b>W5NPPC</b> with casters	\$621											
				OVERALL DIMENSIONS			SEAT DIMENSIONS			BACK DIMENSIONS				
				W	D	H	W	D	H	W	H			
<b>Armless Chair, Polypropylene Seat and Back</b> COM Yardage: n/a Freight Class: 250 Product Weight (lbs.): 18 Cubic Feet Per Carton: 4.63		Active weight with casters 300 lbs.; does not stack. Active weight with glides 400 lbs.; stacks 6 high on floor. 2 per carton (pricing and specifications are for one seat unit)		20.75	23.5	32	17.75	17.5	17	16	16			
			1/COM	2	3	4	5	6	7	8	9	10	11	12
		<b>W5NUPG</b> with glides	\$578	\$594	\$607	\$625	\$651	\$662	\$685	\$720	\$747	\$776	\$836	\$900
		<b>W5NUPC</b> with casters	\$689	\$705	\$718	\$736	\$762	\$773	\$796	\$831	\$858	\$887	\$947	\$1011
				OVERALL DIMENSIONS			SEAT DIMENSIONS			BACK DIMENSIONS				
				W	D	H	W	D	H	W	H			
<b>Armless Chair, Upholstered Back and Polypropylene Seat</b> COM Yardage: 0.5 Freight Class: 250 Product Weight (lbs.): 18.5 Cubic Feet Per Carton: 4.63		Active weight with casters 300 lbs.; does not stack. Active weight with glides 400 lbs.; stacks 4 high on floor. Add \$15 for (SBS) 2 per carton (pricing and specifications are for one seat unit)		20.75	23.5	32.25	17.75	16.75	17	16.5	16			
			1/COM	2	3	4	5	6	7	8	9	10	11	12
		<b>W5NPUG</b> with glides	\$578	\$602	\$621	\$649	\$688	\$704	\$738	\$791	\$831	\$875	\$965	\$1061
		<b>W5NPUC</b> with casters	\$689	\$713	\$732	\$760	\$799	\$815	\$849	\$902	\$942	\$986	\$1076	\$1172
				OVERALL DIMENSIONS			SEAT DIMENSIONS			BACK DIMENSIONS				
				W	D	H	W	D	H	W	H			
<b>Armless Chair, Polypropylene Back and Upholstered Seat</b> COM Yardage: 0.75 Freight Class: 250 Product Weight (lbs.): 18.5 Cubic Feet Per Carton: 4.63		Active weight with casters 300 lbs.; does not stack. Active weight with glides 400 lbs.; stacks 4 high on floor. 2 per carton (pricing and specifications are for one seat unit)		20.75	23.5	32	18.25	17.75	18.25	16	15.25			
			1/COM	2	3	4	5	6	7	8	9	10	11	12
		<b>W5NUUG</b> with glides	Base Price: \$612 Seat upcharge: +0 Back upcharge: +0	+ \$24	+ \$43	+ \$71	+ \$110	+ \$126	+ \$160	+ \$213	+ \$253	+ \$297	+ \$387	+ \$483
		<b>W5NUUC</b> with casters	Base Price: \$752 Seat upcharge: +0 Back upcharge: +0	+ \$16	+ \$29	+ \$47	+ \$73	+ \$84	+ \$107	+ \$142	+ \$169	+ \$198	+ \$258	+ \$322
				OVERALL DIMENSIONS			SEAT DIMENSIONS			BACK DIMENSIONS				
				W	D	H	W	D	H	W	H			
<b>Armless Chair, Upholstered Seat and Back</b> COM Yardage: Back: 0.5; Seat: 0.75 Freight Class: 150 Product Weight (lbs.): 19 Cubic Feet Per Carton: 4.63		Active weight with casters 300 lbs.; does not stack. Active weight with glides 400 lbs.; stacks 4 high on floor. Add \$15 for (SBS). 2 per carton (pricing and specifications are for one seat unit)		20.75	23.5	32.25	18.25	17	18.25	16.5	15.25			











DESCRIPTION	FEATURES	MODEL#	STANDARD TEXTILE GRADES																	
	<b>W530AUU</b> Base Price: Seat upcharge: Back upcharge:	1/COM	2	3	4	5	6	7	8	9	10	11	12							
		\$1034																		
		<b>+0</b>	<b>+\$32</b>	<b>+\$57</b>	<b>+\$94</b>	<b>+\$146</b>	<b>+\$168</b>	<b>+\$213</b>	<b>+\$284</b>	<b>+\$337</b>	<b>+\$395</b>	<b>+\$516</b>	<b>+\$643</b>							
		<b>+0</b>	<b>+\$24</b>	<b>+\$43</b>	<b>+\$71</b>	<b>+\$110</b>	<b>+\$126</b>	<b>+\$160</b>	<b>+\$213</b>	<b>+\$253</b>	<b>+\$297</b>	<b>+\$387</b>	<b>+\$483</b>							
<b>Bariatric Armchair, Upholstered Seat and Back</b> COM Yardage: Back: 0.75; Seat: 1 Freight Class: 250 Product Weight (lbs.): 41 Cubic Feet Per Carton: 20.5	Active weight 600 lbs. Stacks 4 high on floor. Caster model not available. Add \$23 for <b>(SBS)</b> . One per carton (pricing and specifications are for one seat unit)	OVERALL DIMENSIONS			SEAT DIMENSIONS			BACK DIMENSIONS												
		W	D	H	W	D	H	W	H											
		35.25	23.5	32.25	29	17	18.25	26.75	15.25											
	<b>W530NUU</b> Base Price: Seat upcharge: Back upcharge:	1/COM	2	3	4	5	6	7	8	9	10	11	12							
		\$985																		
		<b>+0</b>	<b>+\$32</b>	<b>+\$57</b>	<b>+\$94</b>	<b>+\$146</b>	<b>+\$168</b>	<b>+\$213</b>	<b>+\$284</b>	<b>+\$337</b>	<b>+\$395</b>	<b>+\$516</b>	<b>+\$643</b>							
		<b>+0</b>	<b>+\$24</b>	<b>+\$43</b>	<b>+\$71</b>	<b>+\$110</b>	<b>+\$126</b>	<b>+\$160</b>	<b>+\$213</b>	<b>+\$253</b>	<b>+\$297</b>	<b>+\$387</b>	<b>+\$483</b>							
<b>Bariatric Armless Chair, Upholstered Seat and Back</b> COM Yardage: Back: 0.75; Seat: 1 Freight Class: 250 Product Weight (lbs.): 37.5 Cubic Feet Per Carton: 16.75	Active weight 600 lbs. Stacks 4 high on floor. Caster model not available. Add \$23 for <b>(SBS)</b> . One per carton (pricing and specifications are for one seat unit)	OVERALL DIMENSIONS			SEAT DIMENSIONS			BACK DIMENSIONS												
		W	D	H	W	D	H	W	H											
		31.75	23.5	32.25	29	17	0	26.75	15.25											
	<b>W6APP</b>	List Price																		
		\$684																		
		OVERALL DIMENSIONS			SEAT DIMENSIONS			BACK DIMENSIONS												
		W	D	H	W	D	H	W	H											
<b>Armchair, Sled Base, Polypropylene Seat and Back</b> COM Yardage: n/a Freight Class: 250 Product Weight (lbs.): 29.5 Cubic Feet Per Carton: 13.25	Active weight 400 lbs. Does not stack.	24.25	23.75	32	17.75	17.75	17.75	16	16											
	<b>W6AUP</b>	1/COM	2	3	4	5	6	7	8	9	10	11	12							
		\$752	\$768	\$781	\$799	\$825	\$836	\$859	\$894	\$921	\$950	\$1010	\$1074							
		OVERALL DIMENSIONS			SEAT DIMENSIONS			BACK DIMENSIONS												
		W	D	H	W	D	H	W	H											
<b>Armchair, Sled Base, Upholstered Back and Polypropylene Seat</b> COM Yardage: 0.5 Freight Class: 250 Product Weight (lbs.): 30 Cubic Feet Per Carton: 13.25	Active weight 400 lbs. Does not stack. Add \$15 for <b>(SBS)</b> .	24.25	23.75	32.25	17.75	17.75	17.75	16.5	16											
	<b>W6APU</b>	1/COM	2	3	4	5	6	7	8	9	10	11	12							
		\$752	\$776	\$795	\$823	\$862	\$878	\$912	\$965	\$1005	\$1049	\$1139	\$1235							
		OVERALL DIMENSIONS			SEAT DIMENSIONS			BACK DIMENSIONS												
		W	D	H	W	D	H	W	H											
<b>Armchair, Sled Base, Polypropylene Back and Upholstered Seat</b> COM Yardage: 0.75 Freight Class: 250 Product Weight (lbs.): 30 Cubic Feet Per Carton: 13.25	Active weight 400 lbs. Does not stack.	24.25	23.75	32	18.25	17.75	18.25	16	15.25											






DESCRIPTION	FEATURES	MODEL#	STANDARD TEXTILE GRADES																
		1/COM	2	3	4	5	6	7	8	9	10	11	12						
	<b>W6AUU</b>	Base Price:	\$815																
		Seat upcharge:	<b>+0</b>	<b>+\$24</b>	<b>+\$43</b>	<b>+\$71</b>	<b>+\$110</b>	<b>+\$126</b>	<b>+\$160</b>	<b>+\$213</b>	<b>+\$253</b>	<b>+\$297</b>	<b>+\$387</b>	<b>+\$483</b>					
		Back upcharge:	<b>+0</b>	<b>+\$32</b>	<b>+\$57</b>	<b>+\$94</b>	<b>+\$146</b>	<b>+\$168</b>	<b>+\$213</b>	<b>+\$284</b>	<b>+\$337</b>	<b>+\$395</b>	<b>+\$516</b>	<b>+\$643</b>					
			OVERALL DIMENSIONS			SEAT DIMENSIONS			BACK DIMENSIONS										
			W	D	H	W	D	H	W	H									
<b>Armchair, Sled Base, Upholstered Seat and Back</b> COM Yardage: Back: 0.5; Seat: 0.75 Freight Class: 250 Product Weight (lbs.): 30.5 Cubic Feet Per Carton: 13.25			24.25	23.75	32.25	18.25	16.5	18.25	16.5	15.25									
Active weight 400 lbs. Does not stack.																			
Add \$15 for (SBS).																			
			List Price																
	<b>W6NPP</b>		\$634																
			OVERALL DIMENSIONS			SEAT DIMENSIONS			BACK DIMENSIONS										
				W	D	H	W	D	H	W	H								
	<b>Armless Chair, Sled Base, Polypropylene Seat and Back</b> COM Yardage: n/a Freight Class: 250 Product Weight (lbs.): 26.5 Cubic Feet Per Carton: 11.75			20.75	23.5	32	17.75	17.75	17.75	16	16								
	Active weight 400 lbs. Does not stack.																		
		1/COM	2	3	4	5	6	7	8	9	10	11	12						
	<b>W6NUP</b>		\$703	\$719	\$732	\$750	\$776	\$787	\$810	\$845	\$872	\$901	\$961	\$1025					
			OVERALL DIMENSIONS			SEAT DIMENSIONS			BACK DIMENSIONS										
				W	D	H	W	D	H	W	H								
	<b>Armless Chair, Sled Base, Upholstered Back and Polypropylene Seat</b> COM Yardage: n/a Freight Class: 250 Product Weight (lbs.): 27 Cubic Feet Per Carton: 11.75			20.75	23.5	32.25	17.75	17.75	17.75	16.5	16								
Active weight 400 lbs. Does not stack. Add \$15 for (SBS)																			
			List Price																
	<b>W6NPU</b>		\$703	\$727	\$746	\$774	\$813	\$829	\$863	\$916	\$956	\$1000	\$1090	\$1186					
			OVERALL DIMENSIONS			SEAT DIMENSIONS			BACK DIMENSIONS										
				W	D	H	W	D	H	W	H								
	<b>Armless Chair, Sled Base, Polypropylene Back and Upholstered Seat</b> COM Yardage: 0.75 Freight Class: 250 Product Weight (lbs.): 27 Cubic Feet Per Carton: 11.75			20.75	23.5	32	18.25	17.75	18.25	16	15.25								
	Active weight 400 lbs. Does not stack.																		
		1/COM	2	3	4	5	6	7	8	9	10	11	12						
	<b>W6NUU</b>	Base Price:	\$766																
		Seat upcharge:	<b>+0</b>	<b>+\$24</b>	<b>+\$43</b>	<b>+\$71</b>	<b>+\$110</b>	<b>+\$126</b>	<b>+\$160</b>	<b>+\$213</b>	<b>+\$253</b>	<b>+\$297</b>	<b>+\$387</b>	<b>+\$483</b>					
		Back upcharge:	<b>+0</b>	<b>+\$16</b>	<b>+\$29</b>	<b>+\$47</b>	<b>+\$73</b>	<b>+\$84</b>	<b>+\$107</b>	<b>+\$142</b>	<b>+\$169</b>	<b>+\$198</b>	<b>+\$258</b>	<b>+\$322</b>					
			OVERALL DIMENSIONS			SEAT DIMENSIONS			BACK DIMENSIONS										
			W	D	H	W	D	H	W	H									
<b>Armless Chair, Sled Base, Upholstered Seat and Back</b> COM Yardage: Back: 0.5; Seat: 0.75 Freight Class: 250 Product Weight (lbs.): 27.5 Cubic Feet Per Carton: 11.75			20.75	23.5	32.25	18.25	16.5	18.25	16.5	15.25									
Active weight 400 lbs. Does not stack.																			
Add \$15 for (SBS).																			

DESCRIPTION	FEATURES	MODEL#	STANDARD TEXTILE GRADES												
			1/COM	2	3	4	5	6	7	8	9	10	11	12	
	<b>W630AUU</b>	Base Price:	\$1159												
		Seat upcharge:	<b>+0</b>	<b>+\$32</b>	<b>+\$57</b>	<b>+\$94</b>	<b>+\$146</b>	<b>+\$168</b>	<b>+\$213</b>	<b>+\$284</b>	<b>+\$337</b>	<b>+\$395</b>	<b>+\$516</b>	<b>+\$643</b>	
		Back upcharge:	<b>+0</b>	<b>+\$24</b>	<b>+\$43</b>	<b>+\$71</b>	<b>+\$110</b>	<b>+\$126</b>	<b>+\$160</b>	<b>+\$213</b>	<b>+\$253</b>	<b>+\$297</b>	<b>+\$387</b>	<b>+\$483</b>	
			OVERALL DIMENSIONS			SEAT DIMENSIONS			BACK DIMENSIONS						
			W	D	H	W	D	H	W	H					
			35.25	23.5	32.25	29	17	18.25	26.75	15.25					
<b>Bariatric Armchair, Sled Base, Upholstered Seat and Back</b> COM Yardage: Back: 0.75; Seat: 1 Freight Class: 250 Product Weight (lbs.): 45 Cubic Feet Per Carton: 20.5 Active weight 600 lbs. Does not stack. Add \$23 for <b>(SBS)</b> .															
			1/COM	2	3	4	5	6	7	8	9	10	11	12	
	<b>W630NUU</b>	Base Price:	\$1110												
		Seat upcharge:	<b>+0</b>	<b>+\$32</b>	<b>+\$57</b>	<b>+\$94</b>	<b>+\$146</b>	<b>+\$168</b>	<b>+\$213</b>	<b>+\$284</b>	<b>+\$337</b>	<b>+\$395</b>	<b>+\$516</b>	<b>+\$643</b>	
		Back upcharge:	<b>+0</b>	<b>+\$24</b>	<b>+\$43</b>	<b>+\$71</b>	<b>+\$110</b>	<b>+\$126</b>	<b>+\$160</b>	<b>+\$213</b>	<b>+\$253</b>	<b>+\$297</b>	<b>+\$387</b>	<b>+\$483</b>	
			OVERALL DIMENSIONS			SEAT DIMENSIONS			BACK DIMENSIONS						
			W	D	H	W	D	H	W	H					
			31.75	23.5	32.25	29	17	18.25	26.75	15.25					
<b>Bariatric Armless Chair, Sled Base, Upholstered Seat and Back</b> COM Yardage: Back: 0.75; Seat: 1 Freight Class: 250 Product Weight (lbs.): 41.5 Cubic Feet Per Carton: 16.75 Active weight 600 lbs. Does not stack. Add \$23 for <b>(SBS)</b> .															
			List Price												
	<b>W5CSAPP</b>		\$748												
				OVERALL DIMENSIONS			SEAT DIMENSIONS			BACK DIMENSIONS					
				W	D	H	W	D	H	W	H				
			24.25	23.5	38.25	17.75	17.15	23.25	16	16					
<b>Counter Stool with Arms, Polypropylene Seat and Back</b> COM Yardage: n/a Freight Class: 250 Product Weight (lbs.): 32.5 Cubic Feet Per Carton: 15 Active weight 400 lbs. Does not stack.															
			1/COM	2	3	4	5	6	7	8	9	10	11	12	
	<b>W5CSAUP</b>		\$816	\$832	\$845	\$863	\$889	\$900	\$923	\$958	\$985	\$1014	\$1074	\$1138	
				OVERALL DIMENSIONS			SEAT DIMENSIONS			BACK DIMENSIONS					
				W	D	H	W	D	H	W	H				
				24.25	23.5	38.25	17.75	16.5	23.25	16.5	16				
<b>Counter Stool with Arms, Upholstered Back and Polypropylene Seat</b> COM Yardage: 0.5 Freight Class: 250 Product Weight (lbs.): 33 Cubic Feet Per Carton: 15 Active weight 400 lbs. Does not stack. Add \$15 for <b>(SBS)</b> .															
			1/COM	2	3	4	5	6	7	8	9	10	11	12	
	<b>W5CSAPU</b>		\$816	\$840	\$859	\$887	\$926	\$942	\$976	\$1029	\$1069	\$1113	\$1203	\$1299	
				OVERALL DIMENSIONS			SEAT DIMENSIONS			BACK DIMENSIONS					
				W	D	H	W	D	H	W	H				
				24.25	23.5	38.25	18.25	17.75	24.25	16	15.25				
<b>Counter Stool with Arms, Polypropylene Back and Upholstered Seat</b> COM Yardage: 0.75 Freight Class: 250 Product Weight (lbs.): 33 Cubic Feet Per Carton: 15 Active weight 400 lbs. Does not stack.															

DESCRIPTION	FEATURES	MODEL#	STANDARD TEXTILE GRADES													
	<b>W5CSAUU</b> Base Price: Seat upcharge: Back upcharge:	1/COM	2	3	4	5	6	7	8	9	10	11	12			
		\$880														
		<b>+0</b>	<b>+\$24</b>	<b>+\$43</b>	<b>+\$71</b>	<b>+\$110</b>	<b>+\$126</b>	<b>+\$160</b>	<b>+\$213</b>	<b>+\$253</b>	<b>+\$297</b>	<b>+\$387</b>	<b>+\$483</b>			
		<b>+0</b>	<b>+\$16</b>	<b>+\$29</b>	<b>+\$47</b>	<b>+\$73</b>	<b>+\$84</b>	<b>+\$107</b>	<b>+\$142</b>	<b>+\$169</b>	<b>+\$198</b>	<b>+\$258</b>	<b>+\$322</b>			
		OVERALL DIMENSIONS			SEAT DIMENSIONS			BACK DIMENSIONS								
		W	D	H	W	D	H	W	H							
<b>Counter Stool with Arms, Upholstered Seat and Back</b> COM Yardage: Back: 0.5; Seat: 0.75 Freight Class: 250 Product Weight (lbs.): 33.5 Cubic Feet Per Carton: 15	Active weight 400 lbs. Does not stack.  Add \$15 for <b>(SBS)</b> .	24.25	23.5	38.25	18.25	17	24.25	16.5	15.25							
	List Price															
	<b>W5CSNPP</b>	\$698														
		OVERALL DIMENSIONS			SEAT DIMENSIONS			BACK DIMENSIONS								
			W	D	H	W	D	H	W	H						
		21.75	23.5	38.25	17.75	17.15	23.25	16	16							
<b>Armless Counter Stool, Polypropylene Seat and Back</b> COM Yardage: n/a Freight Class: 250 Product Weight (lbs.): 29.5 Cubic Feet Per Carton: 13.75	Active weight 400 lbs. Stacks 4 high on floor.	21.75	23.5	38.25	17.75	17.15	23.25	16	16							
	<b>W5CSNUP</b>	1/COM	2	3	4	5	6	7	8	9	10	11	12			
		\$767	\$783	\$796	\$814	\$840	\$851	\$874	\$909	\$936	\$965	\$1025	\$1089			
		OVERALL DIMENSIONS			SEAT DIMENSIONS			BACK DIMENSIONS								
			W	D	H	W	D	H	W	H						
		21.75	23.5	38.25	17.75	16.5	23.25	16.5	16							
<b>Armless Counter Stool, Upholstered Back and Polypropylene Seat</b> COM Yardage: 0.5 Freight Class: 250 Product Weight (lbs.): 30 Cubic Feet Per Carton: 13.75	Active weight 400 lbs. Stacks 4 high on floor. Add \$15 for <b>(SBS)</b> .	21.75	23.5	38.25	17.75	16.5	23.25	16.5	16							
	<b>W5CSNPU</b>	1/COM	2	3	4	5	6	7	8	9	10	11	12			
		\$767	\$791	\$810	\$838	\$877	\$893	\$927	\$980	\$1020	\$1064	\$1154	\$1250			
		OVERALL DIMENSIONS			SEAT DIMENSIONS			BACK DIMENSIONS								
			W	D	H	W	D	H	W	H						
		21.75	23.5	38.25	18.25	17.75	24.25	16	15.25							
<b>Armless Counter Stool, Polypropylene Back and Upholstered Seat</b> COM Yardage: 0.75 Freight Class: 250 Product Weight (lbs.): 30 Cubic Feet Per Carton: 13.75	Active weight 400 lbs. Stacks 4 high on floor.	21.75	23.5	38.25	18.25	17.75	24.25	16	15.25							
	<b>W5CSNUU</b> Base Price: Seat upcharge: Back upcharge:	1/COM	2	3	4	5	6	7	8	9	10	11	12			
		\$830														
		<b>+0</b>	<b>+\$24</b>	<b>+\$43</b>	<b>+\$71</b>	<b>+\$110</b>	<b>+\$126</b>	<b>+\$160</b>	<b>+\$213</b>	<b>+\$253</b>	<b>+\$297</b>	<b>+\$387</b>	<b>+\$483</b>			
		<b>+0</b>	<b>+\$16</b>	<b>+\$29</b>	<b>+\$47</b>	<b>+\$73</b>	<b>+\$84</b>	<b>+\$107</b>	<b>+\$142</b>	<b>+\$169</b>	<b>+\$198</b>	<b>+\$258</b>	<b>+\$322</b>			
		OVERALL DIMENSIONS			SEAT DIMENSIONS			BACK DIMENSIONS								
		W	D	H	W	D	H	W	H							
<b>Armless Counter Stool, Upholstered Seat and Back</b> COM Yardage: Back: 0.5; Seat: 0.75 Freight Class: 250 Product Weight (lbs.): 30.5 Cubic Feet Per Carton: 13.75	Active weight 400 lbs. Stacks 4 high on floor.  Add \$15 for <b>(SBS)</b> .	21.75	23.5	38.25	18.25	17	24.25	16.5	15.25							

DESCRIPTION	FEATURES	MODEL#	STANDARD TEXTILE GRADES											
		List Price												
	W5BSAPP	\$759												
			OVERALL DIMENSIONS			SEAT DIMENSIONS			BACK DIMENSIONS					
			W	D	H	W	D	H	W	H				
			24.25	23.5	44	17.75	17.5	29.25	16	16				
<b>Bar Stool with Arms, Polypropylene Seat and Back</b> COM Yardage: n/a Freight Class: 250 Product Weight (lbs.): 34.5 Cubic Feet Per Carton: 17														
		1/COM	2	3	4	5	6	7	8	9	10	11	12	
	W5BSAUP	\$828	\$844	\$857	\$875	\$901	\$912	\$935	\$970	\$997	\$1026	\$1086	\$1150	
			OVERALL DIMENSIONS			SEAT DIMENSIONS			BACK DIMENSIONS					
			W	D	H	W	D	H	W	H				
			24.25	23.5	44.5	17.75	16.5	29.25	16.5	16				
<b>Bar Stool with Arms, Upholstered Back and Polypropylene Seat</b> COM Yardage: 0.5 Freight Class: 250 Product Weight (lbs.): 35 Cubic Feet Per Carton: 17														
		1/COM	2	3	4	5	6	7	8	9	10	11	12	
	W5BSAPU	\$828	\$852	\$871	\$899	\$938	\$954	\$988	\$1041	\$1081	\$1125	\$1215	\$1311	
			OVERALL DIMENSIONS			SEAT DIMENSIONS			BACK DIMENSIONS					
			W	D	H	W	D	H	W	H				
			24.25	23.5	44	18.25	17.5	30.25	16	15.25				
<b>Bar Stool with Arms, Polypropylene Back and Upholstered Seat</b> COM Yardage: 0.75 Freight Class: 250 Product Weight (lbs.): 35 Cubic Feet Per Carton: 17														
		1/COM	2	3	4	5	6	7	8	9	10	11	12	
	W5BSAUU	Base Price: \$891 Seat upcharge: +0 Back upcharge: +0	+0	+\$24	+\$43	+\$71	+\$110	+\$126	+\$160	+\$213	+\$253	+\$297	+\$387	+\$483
			+0	+\$16	+\$29	+\$47	+\$73	+\$84	+\$107	+\$142	+\$169	+\$198	+\$258	+\$322
			OVERALL DIMENSIONS			SEAT DIMENSIONS			BACK DIMENSIONS					
			W	D	H	W	D	H	W	H				
24.25			23.5	44.5	18.25	16.75	30.25	16.5	15.25					
<b>Bar Stool with Arms, Upholstered Seat and Back</b> COM Yardage: Back: 0.5; Seat: 0.75 Freight Class: 250 Product Weight (lbs.): 35.5 Cubic Feet Per Carton: 17														
		List Price												
	W5BSNPP	\$710												
			OVERALL DIMENSIONS			SEAT DIMENSIONS			BACK DIMENSIONS					
			W	D	H	W	D	H	W	H				
			20.75	23.5	44	17.75	17.5	29.25	16	16				
<b>Armless Bar Stool, Polypropylene Seat and Back</b> COM Yardage: n/a Freight Class: 250 Product Weight (lbs.): 31.5 Cubic Feet Per Carton: 15.75														

DESCRIPTION		FEATURES	MODEL#												STANDARD TEXTILE GRADES																																																																																																																																																																																																																																																																																																																																																																																																																																																																																																																																																																																																																																																																																																																																																																																																																																																																																																																																																																																																																																																																																																																																																																																																																																																																																																																																																																																																																																																																																
	W5BSNUP	Active weight 400 lbs. Stacks 4 high on floor. Add \$15 for (SBS).	1/COM	2	3	4	5	6	7	8	9	10	11	12																																																																																																																																																																																																																																																																																																																																																																																																																																																																																																																																																																																																																																																																																																																																																																																																																																																																																																																																																																																																																																																																																																																																																																																																																																																																																																																																																																																																																																																																																	
			\$779	\$795	\$808	\$826	\$852	\$863	\$886	\$921	\$948	\$977	\$1037	\$1101																																																																																																																																																																																																																																																																																																																																																																																																																																																																																																																																																																																																																																																																																																																																																																																																																																																																																																																																																																																																																																																																																																																																																																																																																																																																																																																																																																																																																																																																																	
			OVERALL DIMENSIONS						SEAT DIMENSIONS						BACK DIMENSIONS																																																																																																																																																																																																																																																																																																																																																																																																																																																																																																																																																																																																																																																																																																																																																																																																																																																																																																																																																																																																																																																																																																																																																																																																																																																																																																																																																																																																																																																																																
			W			D			H			W			D			H			W			H																																																																																																																																																																																																																																																																																																																																																																																																																																																																																																																																																																																																																																																																																																																																																																																																																																																																																																																																																																																																																																																																																																																																																																																																																																																																																																																																																																																																																																																																							
Armless Bar Stool, Upholstered Back and Polypropylene Seat			20.75	23.5	44.5	17.75	16.5	29.25	16.5	16																																																																																																																																																																																																																																																																																																																																																																																																																																																																																																																																																																																																																																																																																																																																																																																																																																																																																																																																																																																																																																																																																																																																																																																																																																																																																																																																																																																																																																																																																					
COM Yardage: 0.5 Freight Class: 250 Product Weight (lbs.): 32 Cubic Feet Per Carton: 15.75																																																																																																																																																																																																																																																																																																																																																																																																																																																																																																																																																																																																																																																																																																																																																																																																																																																																																																																																																																																																																																																																																																																																																																																																																																																																																																																																																																																																																																																																																															
	W5BSNPU	Active weight 400 lbs. . Stacks 4 high on floor.	1/COM	2	3	4	5	6	7	8	9	10	11	12																																																																																																																																																																																																																																																																																																																																																																																																																																																																																																																																																																																																																																																																																																																																																																																																																																																																																																																																																																																																																																																																																																																																																																																																																																																																																																																																																																																																																																																																																	
			\$779	\$803	\$822	\$850	\$889	\$905	\$939	\$992	\$1032	\$1076	\$1166	\$1262																																																																																																																																																																																																																																																																																																																																																																																																																																																																																																																																																																																																																																																																																																																																																																																																																																																																																																																																																																																																																																																																																																																																																																																																																																																																																																																																																																																																																																																																																	
			OVERALL DIMENSIONS						SEAT DIMENSIONS						BACK DIMENSIONS																																																																																																																																																																																																																																																																																																																																																																																																																																																																																																																																																																																																																																																																																																																																																																																																																																																																																																																																																																																																																																																																																																																																																																																																																																																																																																																																																																																																																																																																																
			W			D			H			W			D			H			W			H																																																																																																																																																																																																																																																																																																																																																																																																																																																																																																																																																																																																																																																																																																																																																																																																																																																																																																																																																																																																																																																																																																																																																																																																																																																																																																																																																																																																																																																																							
Armless Bar Stool, Polypropylene Back and Upholstered Seat			20.75	23.5	44	18.25	17.5	30.25	16	15.25																																																																																																																																																																																																																																																																																																																																																																																																																																																																																																																																																																																																																																																																																																																																																																																																																																																																																																																																																																																																																																																																																																																																																																																																																																																																																																																																																																																																																																																																																					
COM Yardage: 0.75 Freight Class: 250 Product Weight (lbs.): 32 Cubic Feet Per Carton: 15.75																																																																																																																																																																																																																																																																																																																																																																																																																																																																																																																																																																																																																																																																																																																																																																																																																																																																																																																																																																																																																																																																																																																																																																																																																																																																																																																																																																																																																																																																																															
	W5BSNUU	Base Price: Seat upcharge: Back upcharge:	1/COM	2	3	4	5	6	7	8	9	10	11	12																																																																																																																																																																																																																																																																																																																																																																																																																																																																																																																																																																																																																																																																																																																																																																																																																																																																																																																																																																																																																																																																																																																																																																																																																																																																																																																																																																																																																																																																																	
			\$842																																																																																																																																																																																																																																																																																																																																																																																																																																																																																																																																																																																																																																																																																																																																																																																																																																																																																																																																																																																																																																																																																																																																																																																																																																																																																																																																																																																																																																																																																												

DESCRIPTION	FEATURES	MODEL#	STANDARD TEXTILE GRADES												
	<b>W524APU</b>	Active weight 400 lbs. Does not stack.	1/COM	2	3	4	5	6	7	8	9	10	11	12	
			\$839	\$863	\$882	\$910	\$949	\$965	\$999	\$1052	\$1092	\$1136	\$1226	\$1322	
			OVERALL DIMENSIONS			SEAT DIMENSIONS			BACK DIMENSIONS						
			W	D	H	W	D	H	W	H					
<b>Hip Chair, Polypropylene Back and Upholstered Seat</b> COM Yardage: 0.75 Freight Class: 250 Product Weight (lbs.): 36 Cubic Feet Per Carton: 17.75			24.25	24.25	38		18.25	17.5	23.25		16	15.25			
	<b>W524AUU</b>	Base Price: Seat upcharge: Back upcharge:	1/COM	2	3	4	5	6	7	8	9	10	11	12	
			\$902												
			+0	+\$24	+\$43	+\$71	+\$110	+\$126	+\$160	+\$213	+\$253	+\$297	+\$387	+\$483	
			+0	+\$16	+\$29	+\$47	+\$73	+\$84	+\$107	+\$142	+\$169	+\$198	+\$258	+\$322	
<b>Hip Chair, Upholstered Seat and Back</b> COM Yardage: Back: 0.5; Seat: 0.75 Freight Class: 250 Product Weight (lbs.): 36.5 Cubic Feet Per Carton: 17.75			24.25	24.25	38.25		18.25	16.5	23.25		16.5	15.25			
Add \$15 for (SBS).															
	<b>W324AUU</b>	Base Price: Seat upcharge: Back upcharge:	1/COM	2	3	4	5	6	7	8	9	10	11	12	
			\$1188												
			+0	+\$32	+\$57	+\$94	+\$146	+\$168	+\$213	+\$284	+\$337	+\$395	+\$516	+\$643	
			+0	+\$24	+\$43	+\$71	+\$110	+\$126	+\$160	+\$213	+\$253	+\$297	+\$387	+\$483	
<b>Bariatric Hip Chair, Upholstered Seat and Back</b> COM Yardage: Back: 0.75; Seat: 1 Freight Class: 250 Product Weight (lbs.): 50 Cubic Feet Per Carton: 23.75			35.25	24.25	38.5		29	17.5	23.25		26.75	15.25			
Add \$23 for (SBS).															
	<b>WDOL</b>	Accommodates 10 standard 4-legged chairs.	List Price												
			\$348												
			OVERALL DIMENSIONS			SEAT DIMENSIONS			BACK DIMENSIONS						
			W	D	H	W	D	H	W	H					
<b>Dolly</b> COM Yardage: n/a Freight Class: 150 Product Weight (lbs.): 16 Cubic Feet Per Carton: 3.5			22	23.75	9.25										
	<b>WDOL30</b>	Accommodates 4 bariatric 4-legged chairs.	List Price												
			\$386												
			OVERALL DIMENSIONS			SEAT DIMENSIONS			BACK DIMENSIONS						
			W	D	H	W	D	H	W	H					
<b>Bariatric Dolly</b> COM Yardage: n/a Freight Class: 250 Product Weight (lbs.): 19 Cubic Feet Per Carton: 5			32.12	23.75	9.25										

WILLOW LINKING TABLES



WPT12G 120 degree corner linking table WPTEGL End linking table, left



For Willow seating, see 239.

STANDARD FEATURES

- Linking tables can be used together in any combination with Willow four-leg or sled chairs to create a wide variety of layouts.
- Connecting hardware is included.
- Legs and ganging brackets are available in 20 paint finishes and 4 plated finishes.
- All tables are laminate, choose thermally fused or high pressure, and feature a flat edge with edgeband.
- Tables are available with a variety of glide types. Glides must be chosen to best suit flooring type and site conditions. See Glide Type.
- All tables (except 9" In-line Linking) are pre-drilled for center front, field installed, undermount power. Specified separately.
- Undermount power unit (SU2P10U) includes 1 AC and 2 USB-A charging ports with a 10' power cord and 3-prong plug, specify Jet Black or White. Power units do not link.
- Clamp mount (SU2P10C) power, with 1 AC and 2 USB-A charging ports with a 10' power cord, available Jet Black or White. These units can be mounted on the back edge of all linking tables. Specified separately for field installation. Power units do not link.







Add option codes in the following order:



- **Model number**  
Enter model number.
- **Surface Type**  
(TFL) Thermally fused laminate  
(HPL) High pressure laminate
- **Top finish**  
(ACJ) Absolute Acajou  
(ASN) Asian Night  
(AWC) Avant Cherry  
(AWH) Avant Honey  
(BLK) Black  
(BRC) Brushed Cobalt  
(BZD) Blizzard  
(CGY) Custom Grey  
(CMB) Clear Maple  
(DES) Dark Espresso  
(DWT) Designer White  
(FAS) Fashionista  
(FCL) First Class  
(NBL) Noce Biondo  
(NGL) Noce Grigio  
(NEL) Noce Leggero  
(NML) Noce Medio  
(QTM) Quartered Mahogany  
(SBY) Sheer Beauty  
(SDT) Stonedust  
(SOG) Storm Grey  
(WCR) Winter Cherry  
(WHC) White Chocolate  
(WHE) Walnut Heights
- **Leg Finish** (for tables with legs)  
Paint finishes:  
Black (TBL), Buzz Blue (TBZ), Cactus (TCC), Carrot (TCR), Cloud (TIV), Designer White (TDW), Dijon (TDJ), Eggplant (TEG), Fog (TFO), Frost (TFR), Ink (TIN), Kalua (TKA), Latte (TLA), Mocha (TMO), Nevada (TNE), Sand (TSN), Scarlet (TSR), Shadow (TSH), Toast (TOA) and Tungsten (TTU).  
Plated finishes:  
(CHM) Chrome. Add \$42.  
(BCH) Brushed Chrome. Add \$147.  
**Bracket Finish** (for linking tables and ganging bracket)  
Paint finishes:  
Black (TBL), Cloud (TIV), Designer White (TDW), Fog (TFO), Frost (TFR), Kalua (TKA), Latte (TLA), Mocha (TMO), Nevada (TNE), Sand (TSN), Shadow (TSH), Toast (TOA) and Tungsten (TTU).
- **Glide type** (for models with legs)  
(ST) Nylon colored glide for most surfaces  
(NM) White, non-marking Nylon glide for most surfaces  
(SG) Steel cushion glide for carpeted surfaces.  
Add \$8 for models with one leg. Add \$15 for models with two legs.  
(FG) Felt glide for most hard floor surfaces. Add \$8 for models with one leg. Add \$15 for models with two legs.  
(RG) Rubber, non-slip glide for most hard floor surfaces. Add \$8 for models with one leg. Add \$15 for models with two legs.
- **Glide Finish** (for ST glides only)  
(BLK) Black  
(SND) Sand

EXAMPLE WILLOW TABLE ORDER CODE:

WPT90G	HPL	ACJ	-CHM	-ST	-SND
Model #	Surface type	Top finish	Leg finish	Glide type	Glide finish



TABLES	MODEL#	DIMENSIONS	FREIGHT CLASS	WT/LBS.	CUBIC FT.	LIST PRICE
	WPT90G	26.12 x 26.12 x 17.62	100	24	2.6	<b>\$561</b>
	<ul style="list-style-type: none"> <li>• Pricing shown for a thermally fused laminate top (<b>LP</b>).</li> <li>• For a high pressure laminate top (<b>HP</b>), add <b>\$144</b>.</li> </ul>					
<b>90° Corner Linking Table</b>	Coordinating edge on laminate surfaces with metal frame and legs. Must be connected to a four-leg or sled base chair. Includes one set of U-channel connectors and hardware. 1 per carton. Shipped KD for assembly on site.					
	WPT12G	31 x 12.62 x 17.5	92.5	16.5	1.5	<b>\$482</b>
	<ul style="list-style-type: none"> <li>• Pricing shown for a thermally fused laminate top (<b>LP</b>).</li> <li>• For a high pressure laminate top (<b>HP</b>), add <b>\$92</b>.</li> </ul>					
<b>120° Corner Linking Table</b>	Coordinating edge on laminate surfaces with metal frame and legs. Must be connected to a four-leg or sled base chair. Includes one set of U-channel connectors and hardware. 1 per carton. Shipped KD for assembly on site.					
	WPT16G	15 x 16 x 2.75	85	12	0.9	<b>\$315</b>
	<ul style="list-style-type: none"> <li>• Pricing shown for a thermally fused laminate top (<b>LP</b>).</li> <li>• For a high pressure laminate top (<b>HP</b>), add <b>\$58</b>.</li> </ul>					
<b>16" In-Line Linking Table</b>	Coordinating edge on laminate surfaces with metal frame and legs. Must be connected to a four-leg or sled base chair. Includes one set of U-channel connectors and hardware. 1 per carton. Shipped KD for assembly on site.					
	WPT09G		85	8.5	0.7	<b>\$245</b>
	<ul style="list-style-type: none"> <li>• Pricing shown for a thermally fused laminate top (<b>LP</b>).</li> <li>• For a high pressure laminate top (<b>HP</b>), add <b>\$41</b>.</li> </ul>					
<b>9" In-Line Linking Table</b>	Coordinating edge on laminate surfaces with metal frame and legs. Must be connected to a four-leg or sled base chair. Includes one set of U-channel connectors and hardware. 1 per carton. Shipped KD for assembly on site.					
	WPTEGL (Left)	15 x 14 x 17.62	85	13	1	<b>\$489</b>
	WPTEGR (Right)	15 x 14 x 17.62	85	13	1	<b>\$489</b>
	<ul style="list-style-type: none"> <li>• Pricing shown for a thermally fused laminate top (<b>LP</b>).</li> <li>• For a high pressure laminate top (<b>HP</b>), add <b>\$55</b>.</li> </ul>					
	Coordinating edge on laminate surfaces with metal frame and legs. Must be connected to a four-leg or sled base chair. Includes one set of U-channel connectors and hardware. 1 per carton. Shipped KD for assembly on site.					
<b>End Linking Table</b>						
	WPGBRK	9 x 15 x 1.25	300	2	2	<b>\$108</b>
<b>Ganging Bracket</b>	For use between two seated height arm or armless chairs where table top is not desired. Not for use with stools. Does not accept power units. 1 per carton.					

TABLES	MODEL#	DIMENSIONS	FREIGHT CLASS	WT/LBS.	CUBIC FT.	LIST PRICE
	SU2P10C		70	0.01	0.5	\$557
<b>Power Unit, Clamp Attachment</b>	Tamper-resistant clamp mount power, with 1 AC and 2 USB-A charging ports with a 10' power cord and 3-prong plug. Available in Jet Black or White. Can be mounted on the back edge of all linking tables. Must be specified separately for field installation. Power units do not link.					
	SU2P10U		70	0.01	2	\$527
<b>Power Unit, Under Mount Attachment</b>	Tamper-resistant undermount power, with 1 AC and 2 USB-A charging ports with a 10' power cord and 3-prong plug. Available in Jet Black or White. Must be specified separately for field installation. Power units do not link.					

ZOMA™





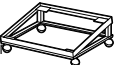
STANDARD FEATURES

- Design sensitive guest seating featuring a wide flat, flared arms and elliptical tubular construction.
- The back of the chair is heavily compound curved to provide comfort and support in multiple seating positions.
- No visible back attachment hardware. Backs are attached using concealed hardware only.
- The outer back is upholstered in the same material selection as the rest of the chair.
- Arms are wide and full length, offering support to help stabilize the user as they sit in or exit chairs.
- The gently curved arms are made from incredibly strong black fiberglass reinforced nylon.
- The rugged frame is made from welded elliptical (oval) steel tubing 1.5" wide.

- Zoma is equipped with a polypropylene seat shroud that helps stabilize chairs when stacked and avoid frame imprints on upholstered seats.
- Stacks up to 4 high on the floor or on a dolly (2125WS).
- Standard glide is a durable Black Polypropylene oval glide.
- Check textile availability prior to specifying upholstery material.

OPTIONAL FEATURES

- Frame is standard in a choice of Black (TBL), Shadow (TSH) or Tungsten (TTU) Finish must be specified. A chrome frame is optionally available. Please Specify (CHM), add \$44.
- A durable polypropylene outer back shroud is available at no charge. Optional shroud is Black only. Please specify (PSB).
- For chairs used on hard surface floors PLEASE SPECIFY Opaque (off White), Non-Marking Glides (NM).

DESCRIPTION	FEATURES	MODEL#	STANDARD TEXTILE GRADES												
	<b>Armchair</b> COM Yardage: 1.25 Freight Class: 250 Product Weight (lbs.): 28 Cubic Feet Per Carton: 13.75	Stacks 4 high on floor or dolly.	Ergonomic Features: M, N												
				OVERALL DIMENSIONS			SEAT DIMENSIONS			BACK DIMENSIONS					
				W	D	H	W	D	H	W	H				
				26.5	24	32.5	20	19	17	18	15				
				RTA 00			FedEx			ups					
	<b>Armless Side Chair</b> COM Yardage: 1.25 Freight Class: 250 Product Weight (lbs.): 26 Cubic Feet Per Carton: 11.75	Stacks 4 high on floor or dolly.	Ergonomic Features: M, N												
				OVERALL DIMENSIONS			SEAT DIMENSIONS			BACK DIMENSIONS					
				W	D	H	W	D	H	W	H				
				22.5	24	32.5	20	19	17	18	15				
				RTA 00			FedEx			ups					
	<b>Dolly</b> COM Yardage: N/A Freight Class: 150 Product Weight (lbs.): 16 Cubic Feet Per Carton: 3.8														
				OVERALL DIMENSIONS			SEAT DIMENSIONS			BACK DIMENSIONS					
				W	D	H	W	D	H	W	H				
				23.25	24.75	12.25	-	-	-	-	-				
				RTA 1			FedEx			ups					

