

# work + task

Arno .....23	G1 Ergo Select .....38	Loover .....62
Arturo .....23	G20 .....23	Luray .....66
Aspen .....23	Global Accord .....23	Malaga .....68
Auburn .....23	Goal .....23	Mirage .....69
Concorde .....29	Graham .....23	Noetic.....70
Diplomat .....23	Granada .....23	Novello .....75
Enterprise .....23	Granada Deluxe .....23	ObusForme Comfort + XL .....79
Factor .....36	Graphic .....23	Prefer .....86
	Include.....59	Roma .....89

# work + task

Solar .....	93	Synopsis .....	109
Solo .....	95	Traditional .....	112
Sora .....	97	Triumph .....	115
Spritz .....	99	Truform .....	116
Stream.....	101	Tye .....	119
Supra .....	104	Vion .....	122
Supra X .....	106	Weev .....	130

ARNO™



model 4003

STANDARD FEATURES

- Perforated leather inserts in the seat and back surfaces.
- Standard Black (BK) molded flared loop arms and a five-legged injection molded base with C65 casters.
- Standard in Luxhide. Not available in fabric. Starting at grade 5 pricing.
- Check textile availability prior to specifying upholstery material.

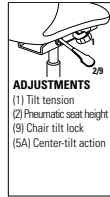
OPTIONAL FEATURES

- Please refer to the "Casters Selection" section of the price book for caster options. Optional casters may be priced higher than the standard casters for your chair and the difference will be charged. Lower priced optional casters will not be credited.
- An optional abrasion resistant outer back fabric (polyester) is available. Resistant to impact damage. Available in Black only. Add \$25.
- For hard surface flooring casters, please specify C10R. Add \$125.
- For fully assembled in box, please specify SU. Add \$81



HB Tilter

COM Yardage: 2.50  
 Freight Class: 250  
 Product Weight (lbs.): 39  
 Cubic Feet Per Carton: 11.50



Ergonomic Features:  
 A, B, C, N, S

	1	2	3	4	5	6	7	8	9	10	11	12
<b>4003</b>	-	-	-	-	570	649	-	1042	1187	1421	1771	2192

OVERALL DIMENSIONS			SEAT DIMENSIONS			BACK DIMENSIONS	
W	D	H	W	D	H	W	H
25	29	42	20.5	19	16-20	21	24



**Armchair w/ Sled Base**  
 COM Yardage: 2.50  
 Freight Class: 250  
 Product Weight (lbs.): 33  
 Cubic Feet Per Carton: 13

Ergonomic Features:  
 N

	1	2	3	4	5	6	7	8	9	10	11	12
<b>4004</b>	-	-	-	-	570	649	-	1042	1187	1421	1771	2192

OVERALL DIMENSIONS			SEAT DIMENSIONS			BACK DIMENSIONS	
W	D	H	W	D	H	W	H
24.5	26.5	36	20	19	18	20.5	19



ARTURO™



model 3991




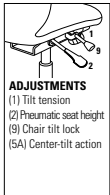

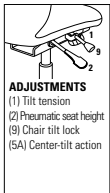



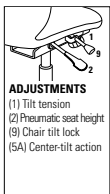


model 3992

STANDARD FEATURES

- Stitched seat and back design, padded headrest (model 3991) and upholstered open arms.
- All models are standard with a five prong, injection molded, fiberglass reinforced nylon Black spider base with (C65) dual wheel carpet casters.
- Base and frame are available in Black only.
- Standard in Luxhide. Not available in fabric. Starting at grade 5 pricing.
- Check textile availability prior to specifying upholstery material.

OPTIONAL FEATURES

- There are no arm options for this series.
- An optional abrasion resistant outer back fabric (polyester) is available. Resistant to impact damage. Available in Black only. Specify (BKB). Add \$25.
- For hard surface flooring casters, specify (C65R). Add \$78.
- Please refer to the "Casters Selection" section of the price book for caster options. Optional casters may be priced higher than the standard casters for your chair and the difference will be charged. Lower priced optional casters will not be credited.
- For fully assembled in box, specify (SU). Add \$81.

DESCRIPTION	FEATURES	MODEL#	STANDARD TEXTILE GRADES											
			1	2	3	4	5	6	7	8	9	10	11	12
 <p><b>Extended HB Tilter</b> COM Yardage: 4 Freight Class: 250 Product Weight (lbs.): 54 Cubic Feet Per Carton: 14</p>	 <p><b>ADJUSTMENTS</b> (1) Tilt tension (2) Pneumatic seat height (9) Chair tilt lock (5A) Center-tilt action</p>	<b>3991</b>	-	-	-	-	1624	1744	1966	2375	2599	2976	3539	4213
		<b>OVERALL DIMENSIONS</b>			<b>SEAT DIMENSIONS</b>			<b>BACK DIMENSIONS</b>						
		<b>W</b>	<b>D</b>	<b>H</b>	<b>W</b>	<b>D</b>	<b>H</b>	<b>W</b>	<b>H</b>					
		26	30.5	50	21	20	16.5-20.5	21.5	30.5					
			<b>RTA 1</b>											
 <p><b>HB Tilter</b> COM Yardage: 3.50 Freight Class: 250 Product Weight (lbs.): 52 Cubic Feet Per Carton: 13.25</p>	 <p><b>ADJUSTMENTS</b> (1) Tilt tension (2) Pneumatic seat height (9) Chair tilt lock (5A) Center-tilt action</p>	<b>3992</b>	-	-	-	-	1503	1609	1804	2158	2358	2685	3181	3772
		<b>OVERALL DIMENSIONS</b>			<b>SEAT DIMENSIONS</b>			<b>BACK DIMENSIONS</b>						
		<b>W</b>	<b>D</b>	<b>H</b>	<b>W</b>	<b>D</b>	<b>H</b>	<b>W</b>	<b>H</b>					
		26	30	43	20.5	19.5	16.5-20.5	20.5	25					
			<b>RTA 1</b>			 								
 <p><b>LB Tilter</b> COM Yardage: 3.50 Freight Class: 250 Product Weight (lbs.): 44 Cubic Feet Per Carton: 11.50</p>	 <p><b>ADJUSTMENTS</b> (1) Tilt tension (2) Pneumatic seat height (9) Chair tilt lock (5A) Center-tilt action</p>	<b>3993</b>	-	-	-	-	1446	1554	1749	2105	2305	2637	3126	3715
		<b>OVERALL DIMENSIONS</b>			<b>SEAT DIMENSIONS</b>			<b>BACK DIMENSIONS</b>						
		<b>W</b>	<b>D</b>	<b>H</b>	<b>W</b>	<b>D</b>	<b>H</b>	<b>W</b>	<b>H</b>					
		26	29.5	37	20.5	19.5	16.5-20.5	20.5	18					
			<b>RTA 1</b>			 								

ASPEN™



model 2850-3



model 2851-3



**Lumbar Support**  
Back height can be adjusted to enable a user to reposition the contact zone of lumbar support.



model 2852-3

STANDARD FEATURES

- Aspen features a slender design and sensitive profile with a superior level of comfort.
- Extended back models are standard with a height adjustable headrest.
- All models offer 2.25" back/lumbar height adjustment via a concealed ratchet system.
- All models are standard with height and width adjustable arms (AS) that feature a sliding armcap providing extra support for all users.
- Models feature braille on the underside of all paddles.
- Base and arm detail is standard in Black.
- All models are shipped partially KD.
- C82 dual wheel carpet casters are standard.
- Side activated sliding seat depth adjustment is standard on multi-tilters. Provides 2" of seat adjustment.
- Check textile availability prior to specifying upholstery material.

OPTIONAL FEATURES

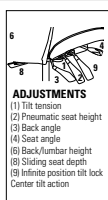
- Polished Aluminum base is available. Specify (AL). Add \$177.
- Coordinating Chrome finished arms are available at no upcharge. Specify (AC).
- Please refer to "Arm Selection" section of the price book for additional arm options.
- Please refer to "Cylinder Selection" section of the price book for additional cylinder options.
- For hard surface flooring casters, specify C9R. Add \$104
- For fully assembled in box, specify SU. Add \$81.



DESCRIPTION FEATURES MODEL# STANDARD FABRIC GRADES



**Extended Back Multi - Tilter**  
COM Yardage: 2.50  
Freight Class: 150  
Product Weight (lbs.): 66  
Cubic Feet Per Carton: 14.75

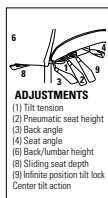


Ergonomic Features:  
A, B, C, D, E, F, G, H, M, N, Q, S, V

MODEL#	STANDARD FABRIC GRADES											
	1	2	3	4	5	6	7	8	9	10	11	12
2850-3	1615	1710	1784	1894	2050	2105	2241	2501	2628	2868	3196	3604
<b>OVERALL DIMENSIONS</b>			<b>SEAT DIMENSIONS</b>			<b>BACK DIMENSIONS</b>						
<b>W</b>	<b>D</b>	<b>H</b>	<b>W</b>	<b>D</b>	<b>H</b>	<b>W</b>	<b>H</b>					
25	24	45	19.5	19.5-21	16.5-20.5	18.5	26.5-29					
<b>RTA 2</b>												



**HB Multi - Tilter**  
COM Yardage: 2.25  
Freight Class: 150  
Product Weight (lbs.): 64  
Cubic Feet Per Carton: 14.75

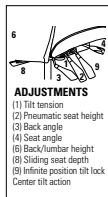


Ergonomic Features:  
A, B, C, D, E, F, G, H, M, N, Q, S, V

MODEL#	STANDARD FABRIC GRADES											
	1	2	3	4	5	6	7	8	9	10	11	12
2851-3	1443	1527	1596	1695	1835	1883	2007	2241	2353	2571	2865	3233
<b>OVERALL DIMENSIONS</b>			<b>SEAT DIMENSIONS</b>			<b>BACK DIMENSIONS</b>						
<b>W</b>	<b>D</b>	<b>H</b>	<b>W</b>	<b>D</b>	<b>H</b>	<b>W</b>	<b>H</b>					
25	24	41	19.5	18-19.5	16.5-20.5	19.5	22.5					
<b>RTA 2</b>												



**MB Multi - Tilter**  
COM Yardage: 2  
Freight Class: 150  
Product Weight (lbs.): 62  
Cubic Feet Per Carton: 13



Ergonomic Features:  
A, B, C, D, E, F, G, H, M, N, Q, S, V

MODEL#	STANDARD FABRIC GRADES											
	1	2	3	4	5	6	7	8	9	10	11	12
2852-3	1400	1478	1537	1625	1751	1793	1903	2111	2210	2403	2665	2992
<b>OVERALL DIMENSIONS</b>			<b>SEAT DIMENSIONS</b>			<b>BACK DIMENSIONS</b>						
<b>W</b>	<b>D</b>	<b>H</b>	<b>W</b>	<b>D</b>	<b>H</b>	<b>W</b>	<b>H</b>					
25	24	37	19.5	18.5-21	16.5-20.5	18.5	18.5-21					
<b>RTA 2</b>												



AUBURN



model 3767



**Optional Base**  
Polished Aluminum (ALU) finish is available on arm frame and base at an upcharge. Add \$353.



Wood-capped base



Polished Aluminum




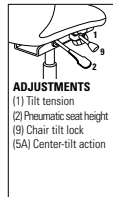
**Optional Base**  
Wood-capped steel base with C1 casters is available at an upcharge (B4M). Add \$494

STANDARD FEATURES

- This transitional style judge's chair offers a scrolled urethane arm for durability and comfort.
- Arm frame is made from Black cast aluminum for exceptional strength and quality
- Standard with soft, durable, self-skinned urethane (SSU) armcaps that are warm to the touch
- Five prong, injection molded, fiberglass reinforced nylon Black spider base with **C10** dual wheel carpet casters.
- Standard in Luxhide. Not available in fabric. Starting at grade 5 pricing.
- Check textile availability prior to specifying upholstery material.

OPTIONAL FEATURES

- Oval style wood-capped steel base (**B4M**) with (**C1**) casters is available. Genuine maple faced veneers and solids are used. Available in Absolute (AAM), Black (BKM), Cherry (ACM), Espresso Cafe (ECM), English Oak (EOM), Fruitwood (TFM), Gray (HGM), Honey (AHM), Mahogany (TMM), Maple (AVM), Medium Walnut (MWM), Natural Walnut (NLW), Night (ASM), Noce Biondo (NBM), Noce Grigio (NGM), Noce Leggero (NEM), Noce Medio (NMM), Shaker Cherry (SKM), Walnut (TWM), WC Cream (WTM), White (WHM) and Winter Cherry (WCM). Please specify. Add \$494.
- Polished Aluminum base is available. A **B2** aluminum base with black scuff tips and **C10** casters. Add \$177.
- For hard flooring surface casters with wood-capped base, please specify **C9R**. Add \$19.
- For hard surface flooring please specify **C10R** casters. Add \$70.
- Please refer to the "Casters Selection" section of the price book for caster options. Optional casters may be priced higher than the standard casters for your chair and the difference will be charged. Lower priced optional casters will not be credited.

DESCRIPTION	FEATURES	MODEL#	STANDARD TEXTILE GRADES											
			1	2	3	4	5	6	7	8	9	10	11	12
 <p><b>HB Tilter</b> COM Yardage: 3 Freight Class: 250 Product Weight (lbs.): 63 Cubic Feet Per Carton: 22.25</p>	 <p><b>ADJUSTMENTS</b> (1) Tilt tension (2) Pneumatic seat height (9) Chair tilt lock (5A) Center-tilt action</p>	<b>3767</b>	-	-	-	1841	1929	-	2370	2529	2793	3188	3660	
		<b>OVERALL DIMENSIONS</b>			<b>SEAT DIMENSIONS</b>			<b>BACK DIMENSIONS</b>						
		<b>W</b>	<b>D</b>	<b>H</b>	<b>W</b>	<b>D</b>	<b>H</b>	<b>W</b>	<b>H</b>					
28	28	46.5	21.5	18	16.5-20.5	21.5	27.5							
			<b>RTA 00</b>											
Ergonomic Features: A, B, C, M, N, S														

**CONCORDE™**



model 2400-18



model 2400-18



**Push Button**  
Location within reach increases your adjustment. Promotes good posture as you move to various positions.



model 2409



**Polished Aluminum Base**  
Concorde Presidential models are standard with a polished aluminum base.

**STANDARD FEATURES**

- All adjustments are made with easy-use button controls that are conveniently located in full view.
- Compound curved molded foam seat and back cushions.
- Standard with Allen-bolted width adjustable arms (Allen key included). Arms adjust 1.25" wider on each side for a total of 2.5" extra width.
- Push button controlled tilt lock and push button controlled seat height.
- Seat cushions are easily removed without tools for ease of cleaning.
- Five prong, injection molded, fiberglass reinforced nylon Black base with (C10) dual wheel carpet casters.
- Upholstery options: leather. Not available in vinyl.
- Model 2424 is rated for multi-shift use for persons up to 350 pounds.
- For 24 hour application, Global's limited lifetime warranty is applicable only on fabrics that are rated for 100,000 double rubs.
- Concorde is fully assembled in box, as standard.
- Check textile availability prior to specifying upholstery material.

**OPTIONAL FEATURES**

- There are no arm options for this series.
- Optional aluminum base is available. Add. \$177.
- For hard surface flooring casters, please specify (C10R). Add \$70.
- For additional caster options, please refer to the Arm and Caster section. Optional casters may be priced higher than the standard casters for your chair and the difference will be charged. Lower priced optional casters will not be credited.


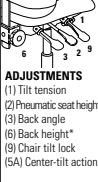

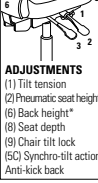
**CONCORDE PRESIDENTIAL (MODEL #2409)**


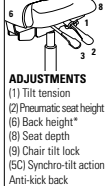

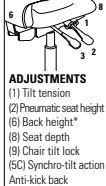
**STANDARD FEATURES**

- Only available in Leather.
- Has a larger headrest, wider back and closed upholstered arms.
- Features decorative stitching, standard in a heavy gauge off-white stitch detail to show contrast with leather upholstery.
- Features perforated leather inserts in the seat and back cushions.
- Standard with (C25) dual wheel carpet casters.
- Standard with a Black arm button trim
- Standard with a Polished Aluminum base.

**OPTIONAL FEATURES**

- Normal gauge color coordinated thread can be used upon request. Specify "matching thread" on order. No upcharge.
- Non-perforated leather inserts in the seat and back cushions are optional. Specify (NR).
- Optional with a Black base at no additional charge. Specify (BK).

DESCRIPTION	FEATURES	MODEL#	STANDARD TEXTILE GRADES																								
			1	2	3	4	5	6	7	8	9	10	11	12													
 <p><b>HB Multi - Tilter</b> Concorde Executive COM Yardage: 2.50 Freight Class: 250 Product Weight (lbs.): 76 Cubic Feet Per Carton: 23.50</p>	 <p><b>ADJUSTMENTS</b> (1) Tilt tension (2) Pneumatic seat height (3) Back angle (6) Back height* (9) Chair tilt lock (5A) Center-tilt action</p>	<p>Ergonomic Features: A, B, C, D, G, M, N, Q, S, T</p>	<table border="1"> <tr> <td><b>2400-18</b></td> <td>-</td> <td>4509</td> <td>4587</td> <td>4703</td> <td>4863</td> <td>4922</td> <td>5063</td> <td>5326</td> <td>5455</td> <td>5703</td> <td>6047</td> <td>6468</td> </tr> </table>												<b>2400-18</b>	-	4509	4587	4703	4863	4922	5063	5326	5455	5703	6047	6468
			<b>2400-18</b>	-	4509	4587	4703	4863	4922	5063	5326	5455	5703	6047	6468												
			<table border="1"> <thead> <tr> <th colspan="3">OVERALL DIMENSIONS</th> <th colspan="3">SEAT DIMENSIONS</th> <th colspan="3">BACK DIMENSIONS</th> </tr> <tr> <th>W</th> <th>D</th> <th>H</th> <th>W</th> <th>D</th> <th>H</th> <th>W</th> <th>H</th> </tr> </thead> <tbody> <tr> <td>26</td> <td>28</td> <td>48</td> <td>21</td> <td>19.5</td> <td>17.5-21.5</td> <td>21</td> <td>31</td> </tr> </tbody> </table>			OVERALL DIMENSIONS			SEAT DIMENSIONS			BACK DIMENSIONS			W	D	H	W	D	H	W	H	26	28	48	21	19.5
OVERALL DIMENSIONS			SEAT DIMENSIONS			BACK DIMENSIONS																					
W	D	H	W	D	H	W	H																				
26	28	48	21	19.5	17.5-21.5	21	31																				
<p>RTA 00</p>																											
 <p><b>HB Synchro - Tilter Deluxe</b> Concorde Presidential COM Yardage: 23.50 Freight Class: 250 Product Weight (lbs.): 78 Cubic Feet Per Carton: 23.50</p>	 <p><b>ADJUSTMENTS</b> (1) Tilt tension (2) Pneumatic seat height (6) Back height* (8) Seat depth (9) Chair tilt lock (5C) Synchro-tilt action Anti-kick back</p>	<p>Ergonomic Features: A, B, C, D, E, L, M, N, Q, T</p>	<table border="1"> <tr> <td><b>2409</b></td> <td>-</td> <td>-</td> <td>-</td> <td>-</td> <td>-</td> <td>-</td> <td>-</td> <td>-</td> <td>-</td> <td>7395</td> <td>7955</td> <td>8540</td> </tr> </table>												<b>2409</b>	-	-	-	-	-	-	-	-	-	7395	7955	8540
			<b>2409</b>	-	-	-	-	-	-	-	-	-	7395	7955	8540												
			<table border="1"> <thead> <tr> <th colspan="3">OVERALL DIMENSIONS</th> <th colspan="3">SEAT DIMENSIONS</th> <th colspan="3">BACK DIMENSIONS</th> </tr> <tr> <th>W</th> <th>D</th> <th>H</th> <th>W</th> <th>D</th> <th>H</th> <th>W</th> <th>H</th> </tr> </thead> <tbody> <tr> <td>28.5</td> <td>27</td> <td>50</td> <td>21</td> <td>18-20</td> <td>18-22</td> <td>21</td> <td>28-31</td> </tr> </tbody> </table>			OVERALL DIMENSIONS			SEAT DIMENSIONS			BACK DIMENSIONS			W	D	H	W	D	H	W	H	28.5	27	50	21	18-20
OVERALL DIMENSIONS			SEAT DIMENSIONS			BACK DIMENSIONS																					
W	D	H	W	D	H	W	H																				
28.5	27	50	21	18-20	18-22	21	28-31																				
<p>RTA 00</p>																											

DESCRIPTION	FEATURES	MODEL#	STANDARD TEXTILE GRADES											
			1	2	3	4	5	6	7	8	9	10	11	12
 <p><b>HB Synchro - Tilter</b> Concorde Executive 24HR COM Yardage: 2.50 Freight Class: 250 Product Weight (lbs.): 78 Cubic Feet Per Carton: 23.50</p>	 <p><b>ADJUSTMENTS</b> (1) Tilt tension (2) Pneumatic seat height (6) Back height* (8) Seat depth (9) Chair tilt lock (5C) Synchro-tilt action Anti-kick back</p>	<p><b>2424</b></p>	-	3375	3454	3568	3731	3790	3929	4194	4321	4570	4909	5331
			<b>OVERALL DIMENSIONS</b>			<b>SEAT DIMENSIONS</b>			<b>BACK DIMENSIONS</b>					
			<b>W</b>	<b>D</b>	<b>H</b>	<b>W</b>	<b>D</b>	<b>H</b>	<b>W</b>	<b>H</b>				
			28.5	27	50	21	17.5-19	18-22	21	28-31				
			<b>RTA 00</b>											
 <p><b>HB Synchro - Tilter</b> Concorde Executive 24HR COM Yardage: 2.50 Freight Class: 250 Product Weight (lbs.): 78 Cubic Feet Per Carton: 23.50</p>	 <p><b>ADJUSTMENTS</b> (1) Tilt tension (2) Pneumatic seat height (6) Back height* (8) Seat depth (9) Chair tilt lock (5C) Synchro-tilt action Anti-kick back</p>	<p><b>2424-18</b></p>	-	3430	3514	3626	3784	3846	3990	4250	4382	4630	4971	5392
			<b>OVERALL DIMENSIONS</b>			<b>SEAT DIMENSIONS</b>			<b>BACK DIMENSIONS</b>					
			<b>W</b>	<b>D</b>	<b>H</b>	<b>W</b>	<b>D</b>	<b>H</b>	<b>W</b>	<b>H</b>				
			28.5	27	50	21	17.5-19	18-22	21	28-31				
			<b>RTA 00</b>											

**DIPLOMAT**



model 2106



model 2107

Also see Diplomat Guest Chairs



For Diplomat guest chairs, please see 155.

**STANDARD FEATURES**


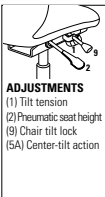

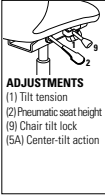
- A contoured seat and back are accented by wood arms and base (on tilter models), providing comfort and classic styling.
- Series includes tilters, guest chairs and bar stool. See page 163 for additional series
- **C1** casters are standard on tilter models.
- When upholstered in Leather, models will be in all Leather.
- Check textile availability prior to specifying upholstery material.

**OPTIONAL FEATURES**

- Wood-capped base and arms are available in Absolute (**AAM**), Black (**BKM**), Cherry (**ACM**), Espresso Cafe (**ECM**), English Oak (**EOM**), Fruitwood (**TFM**), Gray (**HGM**), Honey (**AHM**), Mahogany (**TMM**), Maple (**AVM**), Medium

Walnut (**MWM**), Night (**ASM**), Shaker Cherry (**SKM**), Walnut (**TWM**), WC Cream (**WTM**), White (**WHM**) and Winter Cherry (**WCM**). Please Specify. Genuine maple faced veneers and solids are used.

- Please refer to the “Casters Selection” section of the price book for caster options. Optional casters may be priced higher than the standard casters for your chair and the difference will be charged. Lower priced optional casters will not be credited.
- For fully assembled in box, specify **SU**. Add \$81

DESCRIPTION	FEATURES	MODEL#	STANDARD TEXTILE GRADES														
			1	2	3	4	5	6	7	8	9	10	11	12			
 <p><b>HB Tilter</b> COM Yardage: 11.75 Freight Class: 250 Product Weight (lbs.): 40 Cubic Feet Per Carton: 11.75</p>	 <p><b>ADJUSTMENTS</b> (1) Tilt tension (2) Pneumatic seat height (9) Chair tilt lock (5A) Center-tilt action</p>	<p>Ergonomic Features: A, B, C, M, N, S</p>	<b>2106</b>	1227	1305	1364	1452	1578	1620	1730	1938	2037	2230	2492	2819		
			<b>OVERALL DIMENSIONS</b>			<b>SEAT DIMENSIONS</b>			<b>BACK DIMENSIONS</b>								
			<b>W</b>	<b>D</b>	<b>H</b>	<b>W</b>	<b>D</b>	<b>H</b>	<b>W</b>	<b>H</b>							
	24.5	27	43.5	21	18.5	17.5-21.5	21	27.5									
			<b>RTA 1</b>	<b>FedEx</b>		<b>ups</b>											
 <p><b>MB Tilter</b> COM Yardage: 1.75 Freight Class: 250 Product Weight (lbs.): 39 Cubic Feet Per Carton: 11.50</p>	 <p><b>ADJUSTMENTS</b> (1) Tilt tension (2) Pneumatic seat height (9) Chair tilt lock (5A) Center-tilt action</p>	<p>Ergonomic Features: A, B, C, M, N, S</p>	<b>2107</b>	1195	1264	1316	1391	1501	1540	1634	1817	1906	2073	2302	2589		
			<b>OVERALL DIMENSIONS</b>			<b>SEAT DIMENSIONS</b>			<b>BACK DIMENSIONS</b>								
			<b>W</b>	<b>D</b>	<b>H</b>	<b>W</b>	<b>D</b>	<b>H</b>	<b>W</b>	<b>H</b>							
	24.5	26.5	37	19	20	17-21	22	19									
			<b>RTA 1</b>	<b>FedEx</b>		<b>ups</b>											

ENTERPRISE®



model 4560



model 4565




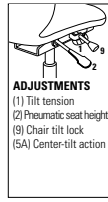

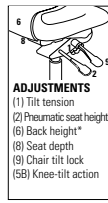

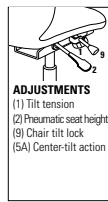
model 4571-3


STANDARD FEATURES


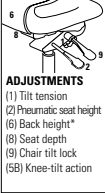
- Gently sculpted seat and back provide lateral and lumbar support.
- Fixed height, impact and scuff resistant curved arms are standard on models 4560, 4561 and 4565. All other models are standard with adjustable height T-arms with teardrop shaped urethane armcaps (TD).
- All models (except armchair) are standard with a five prong, injection molded, fiberglass reinforced nylon Black base with dual wheel carpet casters (C65).
- Arms are available in Black (BK) only.
- Vari-Width (WA) width adjustable arm extensions are standard when chair is ordered with adjustable arms. Allows the arms to move away from the seat by 2" on each side to allow space if desired for broader hip widths.
- Model 4561-SC features a self centering cylinder which swivels and automatically returns to the starting seat location. This model is standard with a flat 5 star base in Black (BK) with C7 glides.
- Check textile availability prior to specifying upholstery material.


OPTIONAL FEATURES


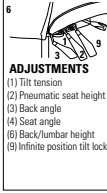


- An optional abrasion resistant outer back fabric (polyester) is available. Resistant to impact damage. Available in Black only (BKB). Add \$25.
- Available with back edge vinyl bumper guard option (VBG). Add \$28.
- Multi-Depth Mechanism a seat depth option available on multi-tilter models 4570-3 and 4571-3. Allows seat to move forward and backward over a 2" range with 5 locking positions to provide a more shallow or deeper seat. Specify "MDB". Add \$137.
- For hard surface flooring casters, specify C65R. Add \$78.
- For additional arm/caster options, please refer to the Arm and Caster section. Optional casters may be priced higher than the standard casters for your chair and the difference will be charged. Lower priced optional casters will not be credited.
- For fully assembled in box, specify SU. Add \$81.


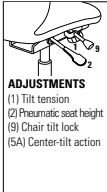


DESCRIPTION	FEATURES	MODEL#	STANDARD TEXTILE GRADES																					
			1	2	3	4	5	6	7	8	9	10	11	12										
 <p><b>HB Tilter w/ Fixed Height Loop Arms</b> COM Yardage: 2 Freight Class: 250 Product Weight (lbs.): 39 Cubic Feet Per Carton: 11.50</p>	 <p><b>ADJUSTMENTS</b> (1) Tilt tension (2) Pneumatic seat height (9) Chair tilt lock (5A) Center-tilt action</p>	<p>4560</p> <table border="1"> <tr> <td>733</td> <td>812</td> <td>870</td> <td>960</td> <td>1089</td> <td>1140</td> <td>1248</td> <td>1465</td> <td>1566</td> <td>1765</td> <td>2033</td> <td>2373</td> </tr> </table>	733	812	870	960	1089	1140	1248	1465	1566	1765	2033	2373										
			733	812	870	960	1089	1140	1248	1465	1566	1765	2033	2373										
			<p><b>OVERALL DIMENSIONS</b></p> <table border="1"> <tr> <th>W</th> <th>D</th> <th>H</th> </tr> <tr> <td>24.5</td> <td>27</td> <td>45</td> </tr> </table>			W	D	H	24.5	27	45	<p><b>SEAT DIMENSIONS</b></p> <table border="1"> <tr> <th>W</th> <th>D</th> <th>H</th> </tr> <tr> <td>20.5</td> <td>18.5</td> <td>17-22</td> </tr> </table>			W	D	H	20.5	18.5	17-22	<p><b>BACK DIMENSIONS</b></p> <table border="1"> <tr> <th>W</th> <th>H</th> </tr> <tr> <td>20</td> <td>26</td> </tr> </table>			W
W	D	H																						
24.5	27	45																						
W	D	H																						
20.5	18.5	17-22																						
W	H																							
20	26																							
<p>Ergonomic Features: A, B, C, M, N, S</p>			<p><b>RTA 1</b></p>																					
 <p><b>HB Knee - Tilter w/ Fixed Height Loop Arms</b> COM Yardage: 2 Freight Class: 250 Product Weight (lbs.): 41 Cubic Feet Per Carton: 13.25</p>	 <p><b>ADJUSTMENTS</b> (1) Tilt tension (2) Pneumatic seat height (6) Back height* (8) Seat depth (9) Chair tilt lock (5B) Knee-tilt action</p>	<p>4560-2</p> <table border="1"> <tr> <td>1006</td> <td>1086</td> <td>1147</td> <td>1238</td> <td>1369</td> <td>1416</td> <td>1529</td> <td>1749</td> <td>1855</td> <td>2059</td> <td>2334</td> <td>2674</td> </tr> </table>	1006	1086	1147	1238	1369	1416	1529	1749	1855	2059	2334	2674										
			1006	1086	1147	1238	1369	1416	1529	1749	1855	2059	2334	2674										
			<p><b>OVERALL DIMENSIONS</b></p> <table border="1"> <tr> <th>W</th> <th>D</th> <th>H</th> </tr> <tr> <td>24.5</td> <td>27</td> <td>45</td> </tr> </table>			W	D	H	24.5	27	45	<p><b>SEAT DIMENSIONS</b></p> <table border="1"> <tr> <th>W</th> <th>D</th> <th>H</th> </tr> <tr> <td>21</td> <td>19.5</td> <td>17-21</td> </tr> </table>			W	D	H	21	19.5	17-21	<p><b>BACK DIMENSIONS</b></p> <table border="1"> <tr> <th>W</th> <th>H</th> </tr> <tr> <td>21</td> <td>25</td> </tr> </table>			W
W	D	H																						
24.5	27	45																						
W	D	H																						
21	19.5	17-21																						
W	H																							
21	25																							
<p>Ergonomic Features: A, B, C, J, M, N</p>			<p><b>RTA 1</b></p>																					
 <p><b>LB Tilter w/ Fixed Height Loop Arms</b> COM Yardage: 1.75 Freight Class: 250 Product Weight (lbs.): 36 Cubic Feet Per Carton: 9.75</p>	 <p><b>ADJUSTMENTS</b> (1) Tilt tension (2) Pneumatic seat height (9) Chair tilt lock (5A) Center-tilt action</p>	<p>4561</p> <table border="1"> <tr> <td>700</td> <td>769</td> <td>824</td> <td>898</td> <td>1013</td> <td>1054</td> <td>1154</td> <td>1339</td> <td>1431</td> <td>1604</td> <td>1840</td> <td>2134</td> </tr> </table>	700	769	824	898	1013	1054	1154	1339	1431	1604	1840	2134										
			700	769	824	898	1013	1054	1154	1339	1431	1604	1840	2134										
			<p><b>OVERALL DIMENSIONS</b></p> <table border="1"> <tr> <th>W</th> <th>D</th> <th>H</th> </tr> <tr> <td>24.5</td> <td>26.5</td> <td>39</td> </tr> </table>			W	D	H	24.5	26.5	39	<p><b>SEAT DIMENSIONS</b></p> <table border="1"> <tr> <th>W</th> <th>D</th> <th>H</th> </tr> <tr> <td>20.5</td> <td>18.5</td> <td>17-22</td> </tr> </table>			W	D	H	20.5	18.5	17-22	<p><b>BACK DIMENSIONS</b></p> <table border="1"> <tr> <th>W</th> <th>H</th> </tr> <tr> <td>20</td> <td>21</td> </tr> </table>			W
W	D	H																						
24.5	26.5	39																						
W	D	H																						
20.5	18.5	17-22																						
W	H																							
20	21																							
<p>Ergonomic Features: A, B, C, M, N, S</p>			<p><b>RTA 1</b></p>																					


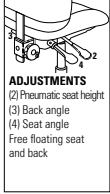

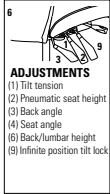



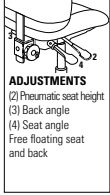
DESCRIPTION	FEATURES	MODEL#	STANDARD TEXTILE GRADES											
			1	2	3	4	5	6	7	8	9	10	11	12
 <p><b>MB Conference Chair</b> w/ Fixed Height Loop Arms COM Yardage: 1.75 Freight Class: 250 Product Weight (lbs.): 36 Cubic Feet Per Carton: 9.75</p>		<b>4561-SC</b>	765	836	891	965	1086	1126	1225	1419	1509	1687	1927	2226
			<b>OVERALL DIMENSIONS</b>			<b>SEAT DIMENSIONS</b>			<b>BACK DIMENSIONS</b>					
				<b>W</b>	<b>D</b>	<b>H</b>		<b>W</b>	<b>D</b>	<b>H</b>		<b>W</b>	<b>H</b>	
			24.5	26.5	37		21	19.5	18		21	19		
		<b>RTA 1</b>												


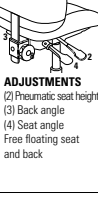



 <p><b>LB Knee - Tilter</b> w/ Fixed Height Loop Arms COM Yardage: 1.75 Freight Class: 250 Product Weight (lbs.): 39 Cubic Feet Per Carton: 11.50</p>	 <p><b>ADJUSTMENTS</b> (1) Tilt tension (2) Pneumatic seat height (6) Back height* (8) Seat depth (9) Chair tilt lock (5B) Knee-tilt action</p>													
		<b>4561-2</b>	963	1036	1089	1171	1287	1326	1429	1617	1708	1885	2126	2424
			<b>OVERALL DIMENSIONS</b>			<b>SEAT DIMENSIONS</b>			<b>BACK DIMENSIONS</b>					
			<b>W</b>	<b>D</b>	<b>H</b>		<b>W</b>	<b>D</b>	<b>H</b>		<b>W</b>	<b>H</b>		
			25	26.5	39		12	19.5	17-21		21	19		
	Ergonomic Features: A, B, C, J, M, N	<b>RTA 1</b>												

 <p><b>Armchair</b> w/ Fixed Height Loop Arms COM Yardage: 1.75 Freight Class: 250 Product Weight (lbs.): 33 Cubic Feet Per Carton: 10</p>														
	<b>4565</b>	700	769	824	898	1013	1054	1154	1339	1431	1604	1840	2134	
		<b>OVERALL DIMENSIONS</b>			<b>SEAT DIMENSIONS</b>			<b>BACK DIMENSIONS</b>						
			<b>W</b>	<b>D</b>	<b>H</b>		<b>W</b>	<b>D</b>	<b>H</b>		<b>W</b>	<b>H</b>		
			24.5	26.5	37		19.5	18-19.5	16.5-20.5		18	22.5		
	Ergonomic Features: M, N	<b>RTA 2</b>												

 <p><b>HB Multi - Tilter</b> w/ Adjustable (TD) Arms COM Yardage: 2 Freight Class: 150 Product Weight (lbs.): 54 Cubic Feet Per Carton: 11</p>	 <p><b>ADJUSTMENTS</b> (1) Tilt tension (2) Pneumatic seat height (3) Back angle (4) Seat angle (6) Back/lumbar height (9) Infinite position tilt lock</p>													
		<b>4570-3</b>	1339	1417	1477	1567	1695	1747	1854	2071	2173	2372	2640	2979
			<b>OVERALL DIMENSIONS</b>			<b>SEAT DIMENSIONS</b>			<b>BACK DIMENSIONS</b>					
			<b>W</b>	<b>D</b>	<b>H</b>		<b>W</b>	<b>D</b>	<b>H</b>		<b>W</b>	<b>H</b>		
			26.5	26.5	47		22	19	17-21		21.5	26-28		
	Ergonomic Features: A, B, C, D, F, G, H, M, N, O, S	<b>RTA 2</b>	 											

 <p><b>HB Tilter</b> w/ Adjustable (TD) Arms COM Yardage: 2 Freight Class: 150 Product Weight (lbs.): 47 Cubic Feet Per Carton: 11.50</p>	 <p><b>ADJUSTMENTS</b> (1) Tilt tension (2) Pneumatic seat height (9) Chair tilt lock (5A) Center-tilt action</p>													
		<b>4570-4</b>	1196	1277	1337	1432	1554	1604	1715	1930	2033	2229	2838	1196
			<b>OVERALL DIMENSIONS</b>			<b>SEAT DIMENSIONS</b>			<b>BACK DIMENSIONS</b>					
			<b>W</b>	<b>D</b>	<b>H</b>		<b>W</b>	<b>D</b>	<b>H</b>		<b>W</b>	<b>H</b>		
			26.5	27	47.5		22	19	17-21		21.5	26-28		
	Ergonomic Features: A, B, C, H, M, N, O, S	<b>RTA 2</b>	 											

DESCRIPTION	FEATURES	MODEL#	STANDARD TEXTILE GRADES											
			1	2	3	4	5	6	7	8	9	10	11	12
 <p><b>HB Operator</b> w/ Adjustable (TD) Arms COM Yardage: 2 Freight Class: 150 Product Weight (lbs.): 46 Cubic Feet Per Carton: 11</p>	 <p><b>ADJUSTMENTS</b> (2) Pneumatic seat height (3) Back angle (4) Seat angle Free floating seat and back</p>	<b>4570-5</b>	1320	1399	1458	1547	1676	1727	1835	2051	2156	2352	2624	2956
			<b>OVERALL DIMENSIONS</b>			<b>SEAT DIMENSIONS</b>			<b>BACK DIMENSIONS</b>					
			<b>W</b>	<b>D</b>	<b>H</b>	<b>W</b>	<b>D</b>	<b>H</b>	<b>W</b>	<b>H</b>				
			26.5	26.5	47	22	19.5	17-21	21.5	26-28				
			<p><b>RTA 2</b></p> <p>Ergonomic Features: C, D, F, G, H, M, N, Q</p>											
 <p><b>MB Multi-Tiler</b> w/ Adjustable (TD) Arms COM Yardage: 1.75 Freight Class: 150 Product Weight (lbs.): 52 Cubic Feet Per Carton: 9.50</p>	 <p><b>ADJUSTMENTS</b> (1) Tilt tension (2) Pneumatic seat height (3) Back angle (4) Seat angle (6) Back/lumbar height (9) Infinite position tilt lock</p>	<b>4571-3</b>	1205	1274	1327	1402	1517	1557	1657	1843	1933	2109	2342	2638
			<b>OVERALL DIMENSIONS</b>			<b>SEAT DIMENSIONS</b>			<b>BACK DIMENSIONS</b>					
			<b>W</b>	<b>D</b>	<b>H</b>	<b>W</b>	<b>D</b>	<b>H</b>	<b>W</b>	<b>H</b>				
			26.5	26	41	22	19	17-21	21.5	20.5-22.5				
			<p><b>RTA 2</b></p> <p>Ergonomic Features: A, B, C, D, F, G, H, M, N, Q, S</p> <p>FedEx UPS</p>											
 <p><b>MB Tilter</b> w/ Adjustable (TD) Arms COM Yardage: 1.75 Freight Class: 150 Product Weight (lbs.): 46 Cubic Feet Per Carton: 11.50</p>	 <p><b>ADJUSTMENTS</b> (1) Tilt tension (2) Pneumatic seat height (9) Chair tilt lock (5A) Center-tilt action</p>	<b>4571-4</b>	1082	1151	1204	1281	1394	1437	1532	1720	1813	1986	2221	2515
			<b>OVERALL DIMENSIONS</b>			<b>SEAT DIMENSIONS</b>			<b>BACK DIMENSIONS</b>					
			<b>W</b>	<b>D</b>	<b>H</b>	<b>W</b>	<b>D</b>	<b>H</b>	<b>W</b>	<b>H</b>				
			26.5	26	41.5	22	19	17-21	21.5	20.5-22.5				
			<p><b>RTA 2</b></p> <p>Ergonomic Features: A, B, C, H, M, N, Q, S</p> <p>FedEx UPS</p>											
 <p><b>LB Operator</b> w/ Adjustable (TD) Arms COM Yardage: 1.75 Freight Class: 150 Product Weight (lbs.): 43 Cubic Feet Per Carton: 8.25</p>	 <p><b>ADJUSTMENTS</b> (2) Pneumatic seat height (3) Back angle (4) Seat angle Free floating seat and back</p>	<b>4573-5</b>	1175	1245	1296	1375	1489	1530	1627	1816	1906	2079	2315	2608
			<b>OVERALL DIMENSIONS</b>			<b>SEAT DIMENSIONS</b>			<b>BACK DIMENSIONS</b>					
			<b>W</b>	<b>D</b>	<b>H</b>	<b>W</b>	<b>D</b>	<b>H</b>	<b>W</b>	<b>H</b>				
			26.5	25	38	22	19.5	17-21	19	18.5-20.5				
			<p><b>RTA 2</b></p> <p>Ergonomic Features: C, D, F, G, H, M, N, Q</p> <p>FedEx UPS</p>											

DESCRIPTION	FEATURES	MODEL#	STANDARD TEXTILE GRADES														
			1	2	3	4	5	6	7	8	9	10	11	12			
 <p><b>LB Operator</b> Armless                      COM Yardage: 1.75                      Freight Class: 150                      Product Weight (lbs.): 36                      Cubic Feet Per Carton: 7</p>	 <p><b>ADJUSTMENTS</b>                      (2) Pneumatic seat height                      (3) Back angle                      (4) Seat angle                      Free floating seat and back</p> <p>Ergonomic Features:                      C, D, F, G, H, M, N</p>	<b>4577-5</b>	974	1043	1096	1172	1286	1328	1424	1614	1704	1878	2112	2408			
			OVERALL DIMENSIONS			SEAT DIMENSIONS			BACK DIMENSIONS								
			W	D	H	W	D	H	W	H							
26.5	25.5	40.5	22	19.5	17-21	19	18.5-20.5										
			  														

WORK & TASK

FACTOR



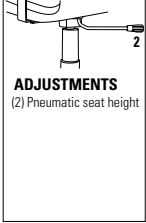
model 5540



model 5541

STANDARD MODEL MECHANISM:

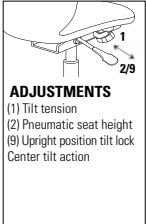
Task Basic Swivel mechanism (-6)



Ergonomic features:  
C

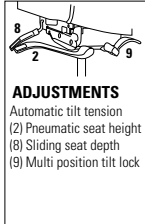
MECHANISM OPTIONS:

Tilter mechanism (-4)



Ergonomic features:  
A, B, C, S

Weight sensing Synchro-tilter mechanism (-8)



Ergonomic features:  
A, B, C, E, L



For Factor guest seating, see page 171.

STANDARD FEATURES

- Factor, a value seating series with a full spectrum of mesh colors. Enhanced in July 2023 with an improved softer sit, a better ride supporting a wider range of users, and a redesigned lumbar pad for optimal support.
- Adjustable lumbar support is standard on all models. Height adjustable and split down the middle to flex independently side-to-side.
- Standard with (-6) Task Basic Swivel mechanism.
- (U1) Standard with fixed, forward swept arms. Self-skinned urethane (SSU) armcaps will match the selected frame color (Black or Shadow); Cloud frame comes with coordinating Fog armcaps.
- Standard with five prong, injection molded, fiberglass reinforced nylon Black base with (C82) dual wheel carpet casters. Base will match frame color selection; casters coordinate with base color.
- Upholstery options: fabric, vinyl or leather.
- Check textile availability prior to specifying upholstery material.
- Standard Ergonomic features: C, D, M, N, U (see Ergonomic Features & Benefits page).

OPTIONAL FEATURES

- Weight Sensing Synchro-Tilter control mechanism (-8) includes side activated sliding seat depth adjustment.
- Optional Tilter mechanism (-4) is also available.
- (U2) Optional height adjustable arms are available. Ergonomic Feature: H
- (U3) Optional height adjustable arms with sliding armcaps are available. Ergonomic Feature: H,Q
- For additional arms/caster options, please refer to the Arm and Caster section. Optional casters may be priced higher than the standard casters for your chair and the difference will be charged. Lower priced optional casters will not be credited.
- For fully assembled in box, please specify (SU). Add \$81.

Please add option codes in the following order:

- Model number**  
5540 High back with arms.  
5540NA High back, no arms.  
5541 Medium back with arms.  
5541NA Medium back, no arms.  
5546 Medium task stool with arms (Task Basic Swivel mechanism only).  
5546NA Medium task stool, no arms (Task Basic Swivel mechanism only).
- Mesh back** (colors shown on website)  
(P-1) Snow (P-8) Mocha  
(P-2) Sand (P-9) Eggplant  
(P-3) Pewter (Q-1) Buzz Blue  
(P-4) Silver Grey (Q-2) Poppy  
(P-5) Charcoal (Q-3) Pumpkin  
(P-6) Black (Q-4) Lime
- Textile**  
Specify textile code for seat.
- Frame color**  
(BK) Black. (Standard).  
(SH) Shadow. Add \$52 for armless models. Add \$68 for models with arms.  
(IC) Cloud. Add \$52 for armless models. Add \$68 for models with arms.
- Arms**  
(A-U1) Fixed height arms. (Standard).  
(A-U2) Height adjustable arms. Add \$25.  
(A-U3) Height adjustable arms w/sliding armcaps. Add \$60.
- Base**  
(B7) Nylon base. (Color matches frame).  
(A7) Polished Aluminum base. Add \$177.
- Mechanism**  
(-4) Tilter mechanism. Add \$25.  
(-6) Task Basic Swivel mechanism (standard). No upcharge.  
(-8) Weight sensing synchro-tilter mechanism w/ standard seat slider. Add \$125.
- Casters**  
(C82) Carpet Casters (Standard).  
(C82R) Rubber Hard Floor Casters. Add \$100

EXAMPLE FACTOR ORDER CODE:

5541	-P-5	-FU75	-8	-SH	A-U3	-B7	-C82R
------	------	-------	----	-----	------	-----	-------

Model #    Mesh Back    Textile    Mechanism    Frame Color    Arms    Base    Casters

DESCRIPTION	FEATURES	MODEL#	STANDARD TEXTILE GRADES											
			1	2	3	4	5	6	7	8	9	10	11	12



**High Back**  
COM Yardage: 1  
Freight Class: 250  
Product Weight (lbs.): 37 (armless 31)  
Cubic Feet Per Carton: 10.5

5540	755	807	823	865	922	951	1002	1088	1151	1224	1367	1525
With arms												











OVERALL DIMENSIONS			SEAT DIMENSIONS			BACK DIMENSIONS		
W	D	H	W	D	H	W	H	

26.5    24    41.5    20    17.5    16-20    18.5    23

RTA 2



1 per carton

DESCRIPTION	FEATURES	MODEL#	STANDARD TEXTILE GRADES												
			1	2	3	4	5	6	7	8	9	10	11	12	
 <p><b>High Back</b> COM Yardage: 1 Freight Class: 250 Product Weight (lbs.): 37 (armless 31) Cubic Feet Per Carton: 10.5</p>		<b>5540NA</b> Armless	704	751	772	814	879	900	957	1043	1108	1180	1330	1496	
	<b>OVERALL DIMENSIONS</b>			<b>SEAT DIMENSIONS</b>			<b>BACK DIMENSIONS</b>								
	W D H			W D H			W H								
	20 24 41.5			20 17.5 16-20			18.5 23								
		<b>RTA 2</b>	<b>FedEx</b>			1 per carton									
 <p><b>Medium Back</b> COM Yardage: 1 Freight Class: 250 Product Weight (lbs.): 36 (armless 30) Cubic Feet Per Carton: 10.5</p>		<b>5541</b> With arms	712	750	780	822	879	901	951	1037	1102	1166	1316	1467	
	<b>OVERALL DIMENSIONS</b>			<b>SEAT DIMENSIONS</b>			<b>BACK DIMENSIONS</b>								
	W D H			W D H			W H								
	26.5 24 39			20 17.5 16-20			18.5 20								
		<b>RTA 2</b>	<b>FedEx</b>			1 per carton									
 <p><b>Medium Back</b> COM Yardage: 1 Freight Class: 250 Product Weight (lbs.): 36 (armless 30) Cubic Feet Per Carton: 10.5</p>		<b>5541NA</b> Armless	661	699	729	771	828	857	908	994	1057	1130	1280	1437	
	<b>OVERALL DIMENSIONS</b>			<b>SEAT DIMENSIONS</b>			<b>BACK DIMENSIONS</b>								
	W D H			W D H			W H								
	20 24 39			20 17.5 16-20			18.5 20								
		<b>RTA 2</b>	<b>FedEx</b>			1 per carton									
 <p><b>Stool</b> COM Yardage: 1 Freight Class: 250 Product Weight (lbs.): 40 (armless 34) Cubic Feet Per Carton: 10.5</p>		<b>5546</b> With arms	877	915	945	987	1044	1073	1124	1210	1273	1346	1496	1653	
	<b>OVERALL DIMENSIONS</b>			<b>SEAT DIMENSIONS</b>			<b>BACK DIMENSIONS</b>								
	W D H			W D H			W H								
	26.5 23.5 49			20 17.5 23.75-33.75			18.5 20.5								
		<b>RTA 2</b>	<b>FedEx</b>			1 per carton									
 <p><b>Stool</b> COM Yardage: 1 Freight Class: 250 Product Weight (lbs.): 40 (armless 34) Cubic Feet Per Carton: 10.5</p>		<b>5546NA</b> Armless	826	873	900	936	1008	1030	1079	1165	1237	1308	1459	1623	
	<b>OVERALL DIMENSIONS</b>			<b>SEAT DIMENSIONS</b>			<b>BACK DIMENSIONS</b>								
	W D H			W D H			W H								
	20 23.5 49			20 17.5 23.75-33.75			18.5 20.5								
		<b>RTA 2</b>	<b>FedEx</b>			1 per carton									

G1 ERGO SELECT™



model 7331



model 7333

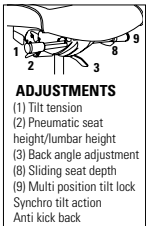


Optional Halo Arm (MG)

Height adjustable with independent 360 degree rotating arm and armcap.

MECHANISM OPTIONS:

Synchro-tilter mechanism (-0)

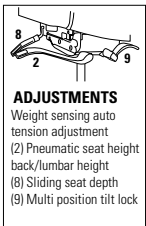


**ADJUSTMENTS**  
 (1) Tilt tension  
 (2) Pneumatic seat height/lumbar height  
 (3) Back angle adjustment  
 (8) Sliding seat depth  
 (9) Multi position tilt lock  
 Synchro tilt action  
 Anti kick back

Ergonomic features:

A, B, C, D, E, G, H, L, M, N, Q, R, U

Weight sensing synchro-tilter mechanism (-8)

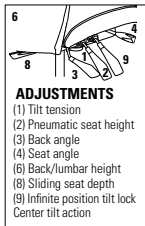


**ADJUSTMENTS**  
 Weight sensing auto tension adjustment  
 (2) Pneumatic seat height back/lumbar height  
 (8) Sliding seat depth  
 (9) Multi position tilt lock

Ergonomic features:

A, B, C, D, E, H, L, M, N, Q, R, U

Multi-tilter mechanism (-3)

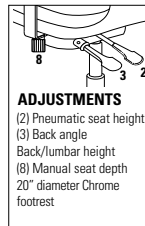


**ADJUSTMENTS**  
 (1) Tilt tension  
 (2) Pneumatic seat height  
 (3) Back angle  
 (4) Seat angle  
 (6) Back/lumbar height  
 (9) Sliding seat depth  
 (9) Infinite position tilt lock  
 Center tilt action

Ergonomic features:

A, B, C, D, E, F, G, H, M, N, Q, R, S, U

Posture task mechanism (-7)



**ADJUSTMENTS**  
 (2) Pneumatic seat height  
 (3) Back angle  
 Back/lumbar height  
 (9) Manual seat depth  
 20" diameter Chrome footrest

Ergonomic features:

C, D, G, H, M, N, Q, R, U, V

STANDARD FEATURES

- G1 Ergo Select was designed to provide exceptional support and comfort throughout the work day.
- Available in three back heights and three seat sizes, varying in depth and width, to fit a person's body type and movements while at work.
- Adjustable lumbar support standard on all models.
- Stitch detail on edges of seat and back is discrete, using matched thread as standard.
- Choice of three mechanisms; synchro-tilter, multi-tilter and weight sensing synchro-tilter. Stool model available with posture task mechanism only.
- Standard with Global's high quality Soft Descent™ pneumatic lift which slowly and gently lowers the seat height of the chair making it easy to obtain the exact seat height you desire.
- Standard with height and width adjustable (G5) arms with sliding armcaps. Armcaps also articulate inwards and outwards to aim toward the keyboard or mouse area.
- "ZT" folding arms not recommended for use with Petite seat.
- G1 Ergo Select is fully compliant with latest BIFMA G1, GSA, and CGSB specifications.
- Five prong, injection molded, fiberglass reinforced nylon Black base with (C82) dual wheel carpet casters.
- Upholstery options: fabric, vinyl or leather.
- Check textile availability prior to specifying upholstery material.

OPTIONAL FEATURES

- Upholstery is available with exaggerated top stitch detail (heavier thread). Fourteen coordinating or contrasting colors may be selected. Please specify.
- Optional H1 and H2 Ergo Select arms are height (4") and width adjustable with sliding armcaps. Armcaps also articulate inwards (25°) and outwards (25°) to aim toward the keyboard or mouse area.
- All G1 Ergo Select models are available with Global's new Halo arm (MG). The Halo arm features infinite adjustability for most work styles, offering a soft-to-the-touch SSU armcap, 4 1/8" of height adjustment, 12.6" of lateral adjustment, 20" total forward to backward arm/armcap adjustment, **armcap rotation of 360 degrees with 18 degree stops, upper arm 360 degree rotation, lockable at 15 degree increments**, a clean pinch point free design suitable for infection control. Add \$34.

- For additional arms/caster options, please refer to the Arm and Caster section (page 410). Optional casters may be priced higher than the standard casters for your chair and the difference will be charged. Lower priced optional casters will not be credited.

Please add option codes in the following order:

















- Model number**  
**7331** Medium back with arms  
**7332** High back with arms  
**7333** Extended high back with arms  
**7336** Medium task stool with arms (posture task mechanism only)  
**7336NA** Medium task stool, armless (posture task mechanism only)
- Textile**  
 Specify textile codes for back and seat
- Mechanism (No Upcharge)**  
**(-0)** Synchro-tilter mechanism  
**(-3)** Multi-tilter mechanism  
**(-8)** Weight sensing synchro-tilter mechanism  
**(-7)** Posture task mechanism (models 7336 / 7336NA only)
- Seat Size**  
**(P)** Petite seat  
**(STAN)** Standard seat  
**(GS)** Generous seat
- Arms**  
**(G5)** G5 arms ..... **Standard**  
**(MG)** Halo Arms ..... **Add \$34**  
**(H1)** Ergo Select arms ..... **Add \$95**  
**(H2)** Ergo Select arms w/wide armcaps ..... **Add \$132**
- Base**  
**(B7)** Black nylon B7B base ..... **Standard**  
**(A7)** Polished aluminum B7A base ..... **Add \$177**
- Cylinder**  
 Please refer to "Cylinder Selection" section of the price book for cylinder options.
- Casters**  
**(C82)** Dual wheel carpet casters ..... **Standard**  
**(C82R)** Dual wheel hard floor casters ..... **Add \$100**
- Stitch detail**  
**(MS)** Color matched stitching  
 Decorative top stitch ..... **No upcharge**  
**(XP)** Black ..... **(XB)** Beige  
**(XG)** Copen ..... **(XA)** Graphite  
**(XK)** Mahogany ..... **(XJ)** Natural  
**(XH)** Navy #3 ..... **(XD)** New Grey  
**(XF)** Nickel ..... **(XN)** Off-White  
**(XL)** Rubytone ..... **(XI)** Scarlet  
**(XC)** Smoke ..... **(XE)** Taupe  
 (colors shown on website)

EXAMPLE G1 ERGO SELECT ORDER CODE:

7332	-WA53	-WA53	-8	-STAN	-H1	-B7	-4L	-C82	-MS
Model #	Back fabric	Seat fabric	Mechanism	Seat size	Arms	Base	Cylinder	Casters	Stitch detail

G1 Ergo Select dimensional information: based on measurements with multi-tilter mechanism				
	Distance between arms	Standard arm height	Seat depth range	Standard seat height
<b>Petite seat (P)</b> Soft Descent 4" lift & (H1) arms	15.25" - 20.75" = 5.5" adjustment	7.3" - 11.4"	15.75" - 18.75"	16.5" - 20.5"
<b>Standard seat (STAN)</b> Soft Descent 4" lift & (H1) arms	16" - 21.5" = 5.5" adjustment		16.5" - 19.5"	
<b>Generous seat (GS)</b> Soft Descent 4" lift & (H1) arms	17.25" - 22.75" = 5.5" adjustment		17.25" - 19.5"	



DESCRIPTION	FEATURES	MODEL#	STANDARD TEXTILE GRADES													
			1	2	3	4	5	6	7	8	9	10	11	12		
 <p><b>Medium Back</b> COM Yardage: 1.65 Freight Class: 125 Product Weight (lbs.): 66 Cubic Feet Per Carton: 10.50</p>	<p>See series notes for mechanism options.</p> <p>* Standard seat</p>	<b>7331</b>	1368	1432	1478	1550	1650	1700	1792	1938	2050	2177	2435	2709		
			<b>OVERALL DIMENSIONS</b>			<b>SEAT DIMENSIONS*</b>			<b>BACK DIMENSIONS</b>							
			<b>W</b>	<b>D</b>	<b>H</b>	<b>W</b>	<b>D</b>	<b>H</b>	<b>W</b>	<b>H</b>						
			24	21.5	41	19.75	16.5-19.5	16.5-20.5	19	22						
						  			1 per carton							
 <p><b>High Back</b> COM Yardage: 1.75 Freight Class: 125 Product Weight (lbs.): 68 Cubic Feet Per Carton: 10.50</p>	<p>See series notes for mechanism options.</p> <p>* Standard seat</p>	<b>7332</b>	1444	1512	1561	1639	1746	1798	1895	2052	2175	2305	2583	2878		
			<b>OVERALL DIMENSIONS</b>			<b>SEAT DIMENSIONS*</b>			<b>BACK DIMENSIONS</b>							
			<b>W</b>	<b>D</b>	<b>H</b>	<b>W</b>	<b>D</b>	<b>H</b>	<b>W</b>	<b>H</b>						
			24.5	23	44.5	19.75	16.5-19.5	16.5-20.5	19	24.5						
						  			1 per carton							
 <p><b>Extended High Back</b> COM Yardage: 2 Freight Class: 125 Product Weight (lbs.): 70 Cubic Feet Per Carton: 11</p>	<p>See series notes for mechanism options.</p> <p>* Standard seat</p>	<b>7333</b>	1517	1595	1653	1741	1867	1925	2038	2217	2356	2510	2828	3168		
			<b>OVERALL DIMENSIONS</b>			<b>SEAT DIMENSIONS*</b>			<b>BACK DIMENSIONS</b>							
			<b>W</b>	<b>D</b>	<b>H</b>	<b>W</b>	<b>D</b>	<b>H</b>	<b>W</b>	<b>H</b>						
			26	24	50	19.75	16.5-19.5	16.5-20.5	19	27						
						  			1 per carton							
 <p><b>Medium Back Stool</b> COM Yardage: 1.65 Freight Class: 150 Product Weight (lbs.): 59 Cubic Feet Per Carton: 10.50</p>	<p>See series notes for mechanism options.</p> <p>* Standard seat</p>	<b>7336</b>	1479	1544	1590	1663	1763	1812	1905	2051	2162	2291	2550	2826		
			<b>7336NA</b> Armless	1368	1435	1480	1555	1658	1705	1799	1947	2062	2188	2450	2731	
		<b>OVERALL DIMENSIONS</b>			<b>SEAT DIMENSIONS*</b>			<b>BACK DIMENSIONS</b>								
		<b>W</b>		<b>D</b>	<b>H</b>	<b>W</b>	<b>D</b>	<b>H</b>	<b>W</b>	<b>H</b>						
		24	22.5	46	18.5	16.5	22-30	19	22							
			  			1 per carton										

G20



model 6007



**Lumbar Support**

Automatic lumbar tension mechanism naturally adjusts to your posture while in upright or reclined position. The lumbar is also height adjustable.




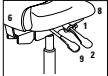


**Optional Fixed "C" Arm**

**STANDARD FEATURES**

- The striped mesh back is composed of a alternating vertical rows of clear elastomeric yarns and polyester yarns. This provides a very responsive back support.
- The inside of the mesh back is Black while the outside of the mesh is Silver to coordinate with the Polished Aluminum trim. Only available in a Black mesh back with Black arms and frame.
- Synchronized mechanism allows the back to smoothly tilt, while the seat gently reclines and slides to the rear. The seat does not lift up and keeps feet planted on floor. Four tilt positions, locks and infinite free float.
- Height adjustable self-skinned urethane (SSU) arms with sliding and pivoting armcaps.
- Independent lumbar adjustment on back (2.5" of height adjustment range on each side).
- Adjustable tilt tension knob located beside the seat. Simply rotate the knob for user preference.
- Side activated sliding seat depth adjustment is standard and provides 2" of adjustment.
- Base and frame are standard in Polished Aluminum with dual wheel carpet casters (**C82**).
- Check textile availability prior to specifying upholstery material.

**OPTIONAL FEATURES**

- An optional black nylon base (**B7B**) is available. No upcharge.
- Optional fixed aluminum "C" arms with SSU armcaps (**DF**) are available. No upcharge.
- Please refer to "Cylinder Selection" section of the price book for additional cylinder options.
- For hard surface flooring casters, please specify (**C9R**). Add \$104
- For fully assembled in box, specify **SU**. Add \$81

DESCRIPTION	FEATURES	MODEL#	STANDARD TEXTILE GRADES																				
			1	2	3	4	5	6	7	8	9	10	11	12									
 <p><b>Synchro - Tilter</b> COM Yardage: 1 Freight Class: 150 Product Weight (lbs.): 53 Cubic Feet Per Carton: 11</p>	 <p><b>ADJUSTMENTS</b> (1) Tilt tension (2) Pneumatic seat height (6) Back height* (8) Seat depth (9) Chair tilt lock (5C) Synchro-tilt action Anti-kick back</p>	<b>6007</b>	1865	1906	1936	1979	2042	2063	2117	2221	2273	2368	2501	2662									
		<p><b>OVERALL DIMENSIONS</b></p> <table border="1"> <thead> <tr> <th>W</th> <th>D</th> <th>H</th> </tr> </thead> <tbody> <tr> <td>25.5</td> <td>23</td> <td>41.5</td> </tr> </tbody> </table>			W	D	H	25.5	23	41.5	<p><b>SEAT DIMENSIONS</b></p> <table border="1"> <thead> <tr> <th>W</th> <th>D</th> <th>H</th> </tr> </thead> <tbody> <tr> <td>19.5</td> <td>16</td> <td>17.75-22.75</td> </tr> </tbody> </table>			W	D	H	19.5	16	17.75-22.75	<p><b>BACK DIMENSIONS</b></p> <table border="1"> <thead> <tr> <th>W</th> <th>H</th> </tr> </thead> <tbody> <tr> <td>19</td> <td>22</td> </tr> </tbody> </table>		W	H
W	D	H																					
25.5	23	41.5																					
W	D	H																					
19.5	16	17.75-22.75																					
W	H																						
19	22																						
		<b>RTA 4</b>	 																				

GLOBAL ACCORD™



model 2670-2



model 2670-2



**Polished Aluminum Base**  
Arched aluminum spider base on all models add a distinctive look to the Global Accord series.



model 2671-4



model 2676-2



model 2671-4PB


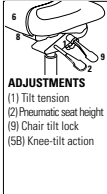

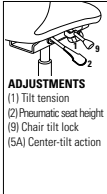
STANDARD FEATURES


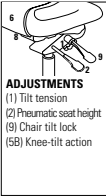



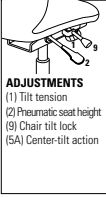



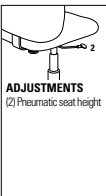



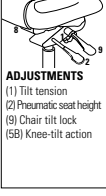



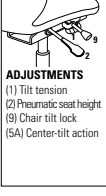


- Global Accord offers an elegant and refined design that features a sling back style that molds to and evenly supports the back and spine.
- Cast aluminum with a mirror finish accent the arms and base.
- Soft touch self-skinned urethane armcaps are available in Black Only.
- All models are standard with a five prong, polished cast aluminum spider base with dual wheel carpet casters (C1).
- Pedestal base models are offered on (-4) Tilter mechanisms only. These models provide fixed location seating for use in auditoriums, classrooms, jury boxes, public venues and more. The base must be mounted to the floor (mounting hardware not included). See Pedestal Base Installation Guide for details.
- Mesh back models are available featuring a breathable mesh sling style back in 24 brilliant Vue colors: Sandy Beach (VU10), Desert Sand (VU11), Orange Sunset (VU12), Chocolate Fountain (VU13), Arctic Blue (VU14), Quarry Grey (VU15), Tidal Wave (VU16), Ivy Moss (VU17), Red Rose (VU18), Coal Black (VU19), White (VU20), Lime (VU21), Chartreuse (VU23), Pool Blue (VU26), Sky (VU28), Primary Blue (VU32), Tangerine (VU34), Paprika (VU37), Grain (VU40), Yellow (VU43), Silver Grey (VU55), Silver (VU63), Hot Pink (VU65) and Red Mittens (VU70). Please specify
- Check textile availability prior to specifying upholstery material.


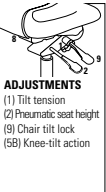

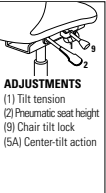

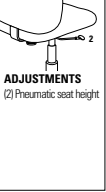

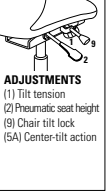



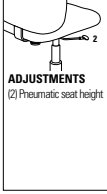




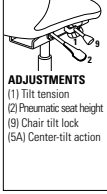



OPTIONAL FEATURES

- There are no arm options for the Accord series.
- Optional (B5) black plastic base with aluminum arms combination. No upcharge.
- For hard surface flooring casters, please specify (C9R). Add \$76
- Please refer to the "Casters Selection" section of the price book for caster options. Optional casters may be priced higher than the standard casters for your chair and the difference will be charged. Lower priced optional casters will not be credited.
- Pedestal Base models have Black bases with 2" height adjustable cylinders. Please specify: (SH) Swivel, auto return to max height. No upcharge. (SN) Non-swivel, auto return to max height. Add \$23. (SC) Swivel, self-centering and return to max height. Add \$35.
- For Memory Foam, specify (MF) and add \$124.
- For fully assembled in box, specify SU. Add \$81



DESCRIPTION	FEATURES	MODEL#	STANDARD TEXTILE GRADES														
			1	2	3	4	5	6	7	8	9	10	11	12			
 <p><b>HB Knee - Tilter</b> COM Yardage: 2 Freight Class: 150 Product Weight (lbs.): 56 Cubic Feet Per Carton: 13</p>	 <p><b>ADJUSTMENTS</b> (1) Tilt tension (2) Pneumatic seat height (9) Chair tilt lock (5B) Knee-tilt action</p>	<p>Ergonomic Features: A, B, C, J, M, N, U</p>	2670-2	1675	1749	1807	1893	2031	2083	2190	2405	2508	2707	2976	3313		
			<b>OVERALL DIMENSIONS</b>			<b>SEAT DIMENSIONS</b>			<b>BACK DIMENSIONS</b>								
			<b>W</b>	<b>D</b>	<b>H</b>	<b>W</b>	<b>D</b>	<b>H</b>	<b>W</b>	<b>H</b>							
25	25	44	20	19	18-22	18.5	23										
 <p><b>HB Tilter</b> COM Yardage: 2 Freight Class: 150 Product Weight (lbs.): 43 Cubic Feet Per Carton: 10.75</p>	 <p><b>ADJUSTMENTS</b> (1) Tilt tension (2) Pneumatic seat height (9) Chair tilt lock (5A) Center-tilt action</p>	<p>Ergonomic Features: A, B, C, M, N, S, U</p>	2670-4	1376	1454	1509	1594	1715	1784	1893	2055	2212	2340	2680	3016		
			<b>OVERALL DIMENSIONS</b>			<b>SEAT DIMENSIONS</b>			<b>BACK DIMENSIONS</b>								
			<b>W</b>	<b>D</b>	<b>H</b>	<b>W</b>	<b>D</b>	<b>H</b>	<b>W</b>	<b>H</b>							
25	25	42.5	20	19	17-21	18.5	23										

DESCRIPTION	FEATURES	MODEL#	STANDARD TEXTILE GRADES											
			1	2	3	4	5	6	7	8	9	10	11	12
 <p><b>MB Knee - Tilter</b> COM Yardage: 1.75 Freight Class: 150 Product Weight (lbs.): 50 Cubic Feet Per Carton: 10.75</p>	 <p><b>ADJUSTMENTS</b> (1) Tilt tension (2) Pneumatic seat height (9) Chair tilt lock (5B) Knee-tilt action</p>	<b>2671-2</b>	1632	1706	1764	1848	1967	1984	2083	2309	2360	2595	2770	3064
			<b>OVERALL DIMENSIONS</b>			<b>SEAT DIMENSIONS</b>			<b>BACK DIMENSIONS</b>					
			<b>W</b>	<b>D</b>	<b>H</b>	<b>W</b>	<b>D</b>	<b>H</b>	<b>W</b>		<b>H</b>			
			25	25	38.5	20	19	18-22	18.5		18			
			<p><b>RTA 1</b>       </p>											
 <p><b>MB Tilter</b> COM Yardage: 1.75 Freight Class: 250 Product Weight (lbs.): 40 Cubic Feet Per Carton: 10.75</p>	 <p><b>ADJUSTMENTS</b> (1) Tilt tension (2) Pneumatic seat height (9) Chair tilt lock (5A) Center-tilt action</p>	<b>2671-4</b>	1334	1408	1468	1552	1673	1688	1789	2013	2064	2298	2473	2769
			<b>OVERALL DIMENSIONS</b>			<b>SEAT DIMENSIONS</b>			<b>BACK DIMENSIONS</b>					
			<b>W</b>	<b>D</b>	<b>H</b>	<b>W</b>	<b>D</b>	<b>H</b>	<b>W</b>		<b>H</b>			
			25	25	37	20	19	17-21	18.5		18			
			<p><b>RTA 1</b>       </p>											
 <p><b>MB Stool</b> COM Yardage: 1.75 Freight Class: 150 Product Weight (lbs.): 48 Cubic Feet Per Carton: 10.75</p>	 <p><b>ADJUSTMENTS</b> (2) Pneumatic seat height</p>	<b>2672-6</b>	1638	1707	1755	1834	1940	1975	2070	2248	2334	2499	2725	3006
			<b>OVERALL DIMENSIONS</b>			<b>SEAT DIMENSIONS</b>			<b>BACK DIMENSIONS</b>					
			<b>W</b>	<b>D</b>	<b>H</b>	<b>W</b>	<b>D</b>	<b>H</b>	<b>W</b>		<b>H</b>			
			25	26	46.5	20	19	22.75-32.75	18.5		18			
			<p><b>RTA 1</b>       </p>											
 <p><b>Mesh HB Knee - Tilter</b> COM Yardage: 1 Freight Class: 150 Product Weight (lbs.): 56 Cubic Feet Per Carton: 13</p>	 <p><b>ADJUSTMENTS</b> (1) Tilt tension (2) Pneumatic seat height (9) Chair tilt lock (5B) Knee-tilt action</p>	<b>2676-2</b>	1813	1854	1883	1925	1990	2011	2065	2169	2221	2315	2446	2610
			<b>OVERALL DIMENSIONS</b>			<b>SEAT DIMENSIONS</b>			<b>BACK DIMENSIONS</b>					
			<b>W</b>	<b>D</b>	<b>H</b>	<b>W</b>	<b>D</b>	<b>H</b>	<b>W</b>		<b>H</b>			
			25	25	44	20	19	18-22	18.5		23			
			<p><b>RTA 1</b>       </p>											
 <p><b>Mesh HB Tilter</b> COM Yardage: 1 Freight Class: 150 Product Weight (lbs.): 43 Cubic Feet Per Carton: 10.75</p>	 <p><b>ADJUSTMENTS</b> (1) Tilt tension (2) Pneumatic seat height (9) Chair tilt lock (5A) Center-tilt action</p>	<b>2676-4</b>	1515	1556	1586	1628	1692	1713	1767	1871	1923	2018	2151	2312
			<b>OVERALL DIMENSIONS</b>			<b>SEAT DIMENSIONS</b>			<b>BACK DIMENSIONS</b>					
			<b>W</b>	<b>D</b>	<b>H</b>	<b>W</b>	<b>D</b>	<b>H</b>	<b>W</b>		<b>H</b>			
			25	25	42.5	20	19	17-21	18.5		23			
			<p><b>RTA 1</b>       </p>											

DESCRIPTION	FEATURES	MODEL#	STANDARD TEXTILE GRADES													
			1	2	3	4	5	6	7	8	9	10	11	12		
 <p><b>Mesh MB Knee - Tilter</b> COM Yardage: 1 Freight Class: 150 Product Weight (lbs.): 50 Cubic Feet Per Carton: 10.75</p>	 <p><b>ADJUSTMENTS</b> (1) Tilt tension (2) Pneumatic seat height (9) Chair tilt lock (5B) Knee-tilt action</p>	<b>2677-2</b>	1755	1795	1824	1867	1930	1952	2006	2110	2162	2257	2388	2551		
			<b>OVERALL DIMENSIONS</b>			<b>SEAT DIMENSIONS</b>			<b>BACK DIMENSIONS</b>							
			<b>W</b>	<b>D</b>	<b>H</b>	<b>W</b>	<b>D</b>	<b>H</b>	<b>W</b>	<b>H</b>						
			25	25	38.5	20	19	18-22	18.5	18						
			Ergonomic Features: A, B, C, J, M, N, U			  										
 <p><b>Mesh MB Tilter</b> COM Yardage: 1 Freight Class: 250 Product Weight (lbs.): 40 Cubic Feet Per Carton: 10.75</p>	 <p><b>ADJUSTMENTS</b> (1) Tilt tension (2) Pneumatic seat height (9) Chair tilt lock (5A) Center-tilt action</p>	<b>2677-4</b>	1456	1497	1526	1568	1633	1654	1708	1812	1864	1958	2089	2253		
			<b>OVERALL DIMENSIONS</b>			<b>SEAT DIMENSIONS</b>			<b>BACK DIMENSIONS</b>							
			<b>W</b>	<b>D</b>	<b>H</b>	<b>W</b>	<b>D</b>	<b>H</b>	<b>W</b>	<b>H</b>						
			25	25	37	20	19	17-21	18.5	18						
			Ergonomic Features: A, B, C, M, N, S, U			  										
 <p><b>Mesh MB Stool</b> COM Yardage: 1 Freight Class: 150 Product Weight (lbs.): 48 Cubic Feet Per Carton: 10.75</p>	 <p><b>ADJUSTMENTS</b> (2) Pneumatic seat height</p>	<b>2678-6</b>	1742	1783	1812	1854	1917	1940	1994	2098	2150	2244	2375	2539		
			<b>OVERALL DIMENSIONS</b>			<b>SEAT DIMENSIONS</b>			<b>BACK DIMENSIONS</b>							
			<b>W</b>	<b>D</b>	<b>H</b>	<b>W</b>	<b>D</b>	<b>H</b>	<b>W</b>	<b>H</b>						
			25	26	47	20	19	23.5-33.5	18.5	18						
			Ergonomic Features: C, M, N, U			  										
 <p><b>MB Tilter with Pedestal Base</b> COM Yardage: 1.75 Freight Class: 150 Product Weight (lbs.): 44 Cubic Feet Per Carton: 10.75</p>	 <p><b>ADJUSTMENTS</b> (1) Tilt tension (2) Pneumatic seat height (9) Chair tilt lock (5A) Center-tilt action</p>	<b>2671-4PB</b>	1578	1646	1709	1804	1939	2004	2050	2211	2338	2477	2764	3068		
			<b>OVERALL DIMENSIONS</b>			<b>SEAT DIMENSIONS</b>			<b>BACK DIMENSIONS</b>							
			<b>W</b>	<b>D</b>	<b>H</b>	<b>W</b>	<b>D</b>	<b>H</b>	<b>W</b>	<b>H</b>						
			25	25	36	20	19	16.5-18.5	18.5	18						
			Ergonomic Features: A, B, C, M, N, S, U			  										

GOAL™



model 2237-3



model 2239-6



**Vari-Width Adapter Plate (WA)**  
Available when chair is ordered with adjustable height arms.


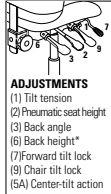

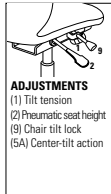

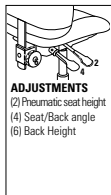
STANDARD FEATURES


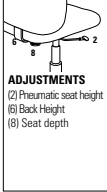








- Designed with substantial upholstery and cushioning treatment.
- Standard with adjustable height T-arms with curved urethane armcaps (3N) in Black only.
- All models are standard with a five-legged, injection molded "spider" base and C65 casters
- Base and frame available in Black (BK) only.
- Vari-Width Adapter Plate (WA) allows each arm to move outward an additional 2". Add \$92. Also height adjustable.
- Check textile availability prior to specifying upholstery material.

- Available with back edge vinyl bumper guard option (VBG). Add \$28.
- Please refer to the "Casters Selection" section of the price book for caster options. Optional casters may be priced higher than the standard casters for your chair and the difference will be charged. Lower priced optional casters will not be credited.
- For hard surface flooring casters, specify C65R. Add \$78.
- For fully assembled in box, please specify SU. Add \$81.

OPTIONAL FEATURES

- Please refer to "Arms Selection" section of the price book for arm options.
- An optional abrasion resistant outer back fabric (polyester) is available. Resistant to impact damage. Available in Black only (BKB). Add \$25.


DESCRIPTION	FEATURES	MODEL#	STANDARD TEXTILE GRADES													
			1	2	3	4	5	6	7	8	9	10	11	12		
 <p><b>LB Multi - Tilter</b> COM Yardage: 1.50 Freight Class: 150 Product Weight (lbs.): 53 Cubic Feet Per Carton: 9.25</p>	 <p><b>ADJUSTMENTS</b> (1) Tilt tension (2) Pneumatic seat height (3) Back angle (6) Back height* (7) Forward tilt lock (9) Chair tilt lock (SA) Center-tilt action</p>	<p>Ergonomic Features: A, B, C, D, F, G, H, N, S</p>	2237-3	809	869	915	983	1079	1114	1197	1360	1435	1583	1784	2040	
			<b>OVERALL DIMENSIONS</b>			<b>SEAT DIMENSIONS</b>			<b>BACK DIMENSIONS</b>							
			<b>W</b>	<b>D</b>	<b>H</b>	<b>W</b>	<b>D</b>	<b>H</b>	<b>W</b>	<b>H</b>						
			25	22.5	36	20	17	16.5-20.5	18.5	18-21						
			RTA 2	FedEx		ups										
 <p><b>LB Tilter</b> COM Yardage: 1.50 Freight Class: 150 Product Weight (lbs.): 43 Cubic Feet Per Carton: 9.25</p>	 <p><b>ADJUSTMENTS</b> (1) Tilt tension (2) Pneumatic seat height (9) Chair tilt lock (SA) Center-tilt action</p>	<p>Ergonomic Features: A, B, C, H, N, S</p>	2237-4	700	762	808	874	970	1003	1089	1251	1326	1474	1676	1927	
			<b>OVERALL DIMENSIONS</b>			<b>SEAT DIMENSIONS</b>			<b>BACK DIMENSIONS</b>							
			<b>W</b>	<b>D</b>	<b>H</b>	<b>W</b>	<b>D</b>	<b>H</b>	<b>W</b>	<b>H</b>						
			25	25	36.5	20	17	15.5-20.5	18.5	19						
			RTA 2	FedEx		ups										
 <p><b>LB Operator w/ Arms</b> COM Yardage: 1.50 Freight Class: 125 Product Weight (lbs.): 44 Cubic Feet Per Carton: 6.25</p>	 <p><b>ADJUSTMENTS</b> (2) Pneumatic seat height (4) Seat/Back angle (6) Back Height</p>	<p>Ergonomic Features: C, D, F, G, H, N</p>	2237-5	637	701	745	814	907	942	1026	1188	1263	1411	1613	1868	
			<b>OVERALL DIMENSIONS</b>			<b>SEAT DIMENSIONS</b>			<b>BACK DIMENSIONS</b>							
			<b>W</b>	<b>D</b>	<b>H</b>	<b>W</b>	<b>D</b>	<b>H</b>	<b>W</b>	<b>H</b>						
			25	22.5	36	20	17	15.5-20.5	18.5	18-21						
			RTA 2	FedEx		ups										

DESCRIPTION	FEATURES	MODEL#	STANDARD TEXTILE GRADES													
			1	2	3	4	5	6	7	8	9	10	11	12		
 <p><b>LB Task w/ Arms</b> COM Yardage: 1.50 Freight Class: 125 Product Weight (lbs.): 36 Cubic Feet Per Carton: 5.75</p>	 <p><b>ADJUSTMENTS</b> (2) Pneumatic seat height (6) Back Height (8) Seat depth</p>	<b>2237-6</b>	531	596	641	708	804	834	921	1082	1157	1306	1511	1766		
			<b>OVERALL DIMENSIONS</b>			<b>SEAT DIMENSIONS</b>			<b>BACK DIMENSIONS</b>							
			<b>W</b>	<b>D</b>	<b>H</b>	<b>W</b>	<b>D</b>	<b>H</b>	<b>W</b>	<b>H</b>						
			25	24.5	39	20	17-18.5	15.5-20.5	18.5	20.5-22						
Ergonomic Features: C, D, E, H, N		<b>RTA 2</b>	<b>FedEx</b>		<b>ups</b>											
 <p><b>LB Operator Armless</b> COM Yardage: 1.50 Freight Class: 125 Product Weight (lbs.): 30 Cubic Feet Per Carton: 4.90</p>	 <p><b>ADJUSTMENTS</b> (2) Pneumatic seat height (4) Seat/Back angle (6) Back Height</p>	<b>2239-5</b>	531	596	641	708	804	834	921	1082	1157	1306	1511	1766		
			<b>OVERALL DIMENSIONS</b>			<b>SEAT DIMENSIONS</b>			<b>BACK DIMENSIONS</b>							
			<b>W</b>	<b>D</b>	<b>H</b>	<b>W</b>	<b>D</b>	<b>H</b>	<b>W</b>	<b>H</b>						
			20.5	22.5	36	20	17	15.5-20.5	18.5	18-21						
Ergonomic Features: C, D, F, G, H, N		<b>RTA 2</b>	<b>FedEx</b>		<b>ups</b>											
 <p><b>LB Task Armless</b> COM Yardage: 1.50 Freight Class: 125 Product Weight (lbs.): 30 Cubic Feet Per Carton: 4.90</p>	 <p><b>ADJUSTMENTS</b> (2) Pneumatic seat height (6) Back Height (8) Seat depth</p>	<b>2239-6</b>	410	474	518	584	681	715	799	961	1034	1185	1386	1641		
			<b>OVERALL DIMENSIONS</b>			<b>SEAT DIMENSIONS</b>			<b>BACK DIMENSIONS</b>							
			<b>W</b>	<b>D</b>	<b>H</b>	<b>W</b>	<b>D</b>	<b>H</b>	<b>W</b>	<b>H</b>						
			20.5	24.5	39	20	17-18.5	15.5-20.5	18.5	20.5-22						
Ergonomic Features: C, D, E, N		<b>RTA 2</b>	<b>FedEx</b>		<b>ups</b>											
 <p><b>Height Adjustable Stool w/ Arms</b> COM Yardage: 1.50 Freight Class: 125 Product Weight (lbs.): 44 Cubic Feet Per Carton: 6.75</p>	 <p><b>ADJUSTMENTS</b> (2) Pneumatic seat height (6) Back Height</p>	<b>2235-6</b>	689	753	799	866	962	998	1079	1241	1318	1467	1669	1924		
			<b>OVERALL DIMENSIONS</b>			<b>SEAT DIMENSIONS</b>			<b>BACK DIMENSIONS</b>							
			<b>W</b>	<b>D</b>	<b>H</b>	<b>W</b>	<b>D</b>	<b>H</b>	<b>W</b>	<b>H</b>						
			25	24.5	48	20	17	23.5-33.5	18.5	20.5-22						
Ergonomic Features: C, D, H, N		<b>RTA 2</b>	<b>FedEx</b>		<b>ups</b>											
 <p><b>Height Adjustable Stool Armless</b> COM Yardage: 1.50 Freight Class: 150 Product Weight (lbs.): 36 Cubic Feet Per Carton: 6.75</p>	 <p><b>ADJUSTMENTS</b> (2) Pneumatic seat height (6) Back Height</p>	<b>2236-6</b>	607	671	715	784	877	912	996	1158	1231	1381	1583	1840		
			<b>OVERALL DIMENSIONS</b>			<b>SEAT DIMENSIONS</b>			<b>BACK DIMENSIONS</b>							
			<b>W</b>	<b>D</b>	<b>H</b>	<b>W</b>	<b>D</b>	<b>H</b>	<b>W</b>	<b>H</b>						
			20.5	24.5	48	20	17	23.5-33.5	18.5	20.5-22						
Ergonomic Features: C, D, H, N		<b>RTA 2</b>	<b>FedEx</b>		<b>ups</b>											

GRAHAM™



model 3144 (3N)




**Vari-Width Adapter Plate (WA)**  
Available when chair is ordered with adjustable height arms.

**STANDARD FEATURES**

- Features a multi-curved backrest with an impact resistant outer back shell.
- Standard with adjustable height T-arms with curved urethane armcaps (**3N**) in Black Only.
- All models are standard with a five-legged, injection molded "spider" base and **C10** casters
- Base and frame available in Black (**BK**) Only.
- Check textile availability prior to specifying upholstery material.
- Vari-Width Adapter Plate (**WA**) allows each arm to move outward an additional 2". Specify "**WA**". Add \$92 also height adjustable.

**OPTIONAL FEATURES**

- Please refer to "Arms Selection" section of the price book for arm options.
- An optional abrasion resistant outer back fabric (polyester) is available. Resistant to impact damage. Available in Black only (**BKB**). Add \$25.
- Please refer to the "Casters Selection" section of the price book for caster options. Optional casters may be priced higher than the standard casters for your chair and the difference will be charged. Lower priced optional casters will not be credited.
- For hard surface flooring casters, specify **C10R**. Add \$70.
- For fully assembled in box, please specify **SU**. Add \$81.

DESCRIPTION	FEATURES	MODEL#	STANDARD TEXTILE GRADES													
			1	2	3	4	5	6	7	8	9	10	11	12		
 <p><b>LB Ergo - Tilter</b> COM Yardage: 1.50 Freight Class: 150 Product Weight (lbs.): 50 Cubic Feet Per Carton: 9.25</p>	<p><b>ADJUSTMENTS</b> (1) Tilt tension (2) Pneumatic seat height (3) Back angle (6) Back height* (9) Chair tilt lock (5A) Center-tilt action</p> <p>Ergonomic Features: A, B, C, D, G, H, M, N, S</p>	<b>3144</b>	808	864	912	979	1074	1111	1196	1358	1432	1580	1783	2037		
		OVERALL DIMENSIONS			SEAT DIMENSIONS			BACK DIMENSIONS								
		W	D	H	W	D	H	W	H							
25	26	37.5	20	19.5	17-21	19.5	17.5-20									
		<b>RTA 2</b>														

GRANADA®



model 3212 (3N)



model 3212 (3N)



model 3217



model 3217

STANDARD FEATURES

- Features a sculpted back with pronounced lumbar support.
- Standard with adjustable height T-arms with curved urethane armcaps (3N) in Black Only.(except for model 3262 which has a fixed height version of this same arm style.)
- Standard when chair is ordered with adjustable height arms (AA, O, OJ, SB, TD, UB, ZH, ZT, 3M, 3N, 4J, 4M, 4T, 6L, 9B and 9S). Allows each arm to move outward an additional 2" (for a total of 4" extra seat width) and locks with the use of an easy to maneuver lever.
- All models (except armchair and side chair styles) are standard with a five-legged, injection molded base.
- Base and frame are available in Black (BK) Only.
- All models are shipped partially KD.
- Height Adjustable Stools are equipped with a 20" diameter, height adjustable chrome foot ring.
- C65 casters are standard except for heavy duty models.
- Check textile availability prior to specifying upholstery material.
- Granada heavy duty models can be found under the Heavy Duty section.
- Upholstery options: fabric or vinyl only.

- When upholstered in vinyl, models may feature stitch detail across the seat and/ or back cushions and additional wrinkling may occur around seat perimeter and outside back will be attached with decorative screws.

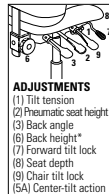
OPTIONAL FEATURES

- Available with back edge vinyl bumper guard option (VBG). Add \$28.
- Please refer to "Arms Selection" section of the price book for arm options.
- An optional abrasion resistant outer back fabric (polyester) is available. Resistant to impact damage. Available in Black only (BKB). Add \$25
- For hard surface flooring please specify C10R. Add \$125.
- Please refer to the "Casters Selection" section of the price book for caster options. Optional casters may be priced higher than the standard casters for your chair and the difference will be charged. Lower priced optional casters will not be credited.
- For fully assembled in box, specify SU. Add \$81

DESCRIPTION FEATURES MODEL# STANDARD TEXTILE GRADES



LB Multi - Tilter Plain Back Ratchet Back  
COM Yardage: 1.50  
Freight Class: 150  
Product Weight (lbs.): 52  
Cubic Feet Per Carton: 9.25



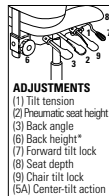
Ergonomic Features:  
A, B, C, D, E, F, G, M, N, S

MODEL#	1	2	3	4	5	6	7	8	9	10	11	12
3121	1479	1541	1584	1648	1741	1776	1857	2013	2088	2233	2430	2674

OVERALL DIMENSIONS			SEAT DIMENSIONS			BACK DIMENSIONS	
W	D	H	W	D	H	W	H
26	24.5	40	20.5	16.5	17-21	19	17.5-20.5



HB Multi - Tilter Plain Back Ratchet Back  
COM Yardage: 1.75  
Freight Class: 150  
Product Weight (lbs.): 55  
Cubic Feet Per Carton: 9.25



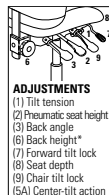
Ergonomic Features:  
A, B, C, D, E, F, G, H, M, N, Q, S

MODEL#	1	2	3	4	5	6	7	8	9	10	11	12
3123	1632	1716	1777	1879	2014	2040	2147	2415	2466	2737	2934	3270

OVERALL DIMENSIONS			SEAT DIMENSIONS			BACK DIMENSIONS	
W	D	H	W	D	H	W	H
26	24.5	43	20.5	17-19.5	17-21	19	22-25



LB Multi - Tilter Detailed/Styled Back  
COM Yardage: 1.50  
Freight Class: 150  
Product Weight (lbs.): 52  
Cubic Feet Per Carton: 9.25


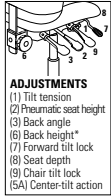



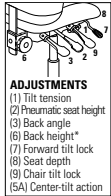






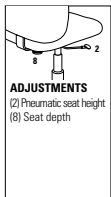



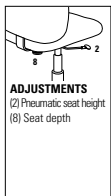





Ergonomic Features:  
A, B, C, D, E, F, G, M, N, S


MODEL#	1	2	3	4	5	6	7	8	9	10	11	12
3202	1221	1286	1329	1398	1492	1527	1611	1772	1847	1996	2197	2454


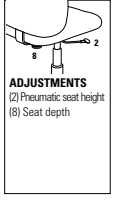
OVERALL DIMENSIONS			SEAT DIMENSIONS			BACK DIMENSIONS	
W	D	H	W	D	H	W	H
26	22.5	40	19	16.5	18-22	18.5	21


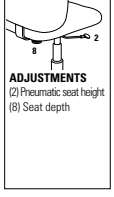



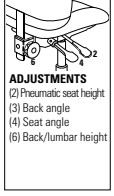
DESCRIPTION	FEATURES	MODEL#	STANDARD TEXTILE GRADES													
			1	2	3	4	5	6	7	8	9	10	11	12		
 <p><b>LB Multi - Tilter</b> Plain Back COM Yardage: 1.50 Freight Class: 125 Product Weight (lbs.): 58 Cubic Feet Per Carton: 9.25</p>	 <p><b>ADJUSTMENTS</b> (1) Tilt tension (2) Pneumatic seat height (3) Back angle (6) Back height* (7) Forward tilt lock (8) Seat depth (9) Chair tilt lock (5A) Center-tilt action</p>	<p><b>3212</b></p>	1082	1146	1188	1259	1355	1391	1471	1634	1708	1856	2057	2313		
			<b>OVERALL DIMENSIONS</b>			<b>SEAT DIMENSIONS</b>			<b>BACK DIMENSIONS</b>							
			<b>W</b>	<b>D</b>	<b>H</b>	<b>W</b>	<b>D</b>	<b>H</b>	<b>W</b>	<b>H</b>						
			26	24	40	19	16.5	18-22	18.5	21						
<p>Ergonomic Features: A, B, C, D, E, F, G, H, M, N, Q, S</p>		<p><b>RTA 2</b></p>														
 <p><b>HB Multi - Tilter</b> Plain Back COM Yardage: 1.75 Freight Class: 150 Product Weight (lbs.): 57 Cubic Feet Per Carton: 10.50</p>	 <p><b>ADJUSTMENTS</b> (1) Tilt tension (2) Pneumatic seat height (3) Back angle (6) Back height* (7) Forward tilt lock (8) Seat depth (9) Chair tilt lock (5A) Center-tilt action</p>	<p><b>3217</b></p>	1217	1287	1339	1421	1530	1571	1669	1856	1947	2123	2357	2650		
			<b>OVERALL DIMENSIONS</b>			<b>SEAT DIMENSIONS</b>			<b>BACK DIMENSIONS</b>							
			<b>W</b>	<b>D</b>	<b>H</b>	<b>W</b>	<b>D</b>	<b>H</b>	<b>W</b>	<b>H</b>						
			26	24.5	43	19	17.5	18-22	18.5	26						
<p>Ergonomic Features: A, B, C, D, E, F, G, H, M, N, Q, S</p>		<p><b>RTA 2</b></p>														
 <p><b>Side Chair</b> Plain Back COM Yardage: 1.50 Freight Class: 300 Product Weight (lbs.): 32 Cubic Feet Per Carton: 17.25</p>		<p><b>3253</b></p>	872	937	982	1050	1145	1182	1264	1426	1503	1648	1853	2105		
			<b>OVERALL DIMENSIONS</b>			<b>SEAT DIMENSIONS</b>			<b>BACK DIMENSIONS</b>							
			<b>W</b>	<b>D</b>	<b>H</b>	<b>W</b>	<b>D</b>	<b>H</b>	<b>W</b>	<b>H</b>						
			20.5	23.5	37.5	19	16.5	19	18.5	21						
<p>Ergonomic Features: M, N</p>		<p><b>RTA 2</b></p>														
 <p><b>LB Task</b> Armless/Plain Back COM Yardage: 1.50 Freight Class: 250 Product Weight (lbs.): 32 Cubic Feet Per Carton: 9.25</p>	 <p><b>ADJUSTMENTS</b> (2) Pneumatic seat height (8) Seat depth</p>	<p><b>3254</b></p>	700	757	806	871	970	1002	1088	1250	1324	1473	1674	1927		
			<b>OVERALL DIMENSIONS</b>			<b>SEAT DIMENSIONS</b>			<b>BACK DIMENSIONS</b>							
			<b>W</b>	<b>D</b>	<b>H</b>	<b>W</b>	<b>D</b>	<b>H</b>	<b>W</b>	<b>H</b>						
			21	24	38	19	16.5	17-22	18.5	21						
<p>Ergonomic Features: C, E, M, N</p>		<p><b>RTA 2</b></p>														
 <p><b>LB Task</b> w/Arm/Plain Back COM Yardage: 1.50 Freight Class: 150 Product Weight (lbs.): 40 Cubic Feet Per Carton: 9.25</p>	 <p><b>ADJUSTMENTS</b> (2) Pneumatic seat height (8) Seat depth</p>	<p><b>3255</b></p>	881	941	986	1052	1151	1184	1268	1432	1505	1654	1855	2108		
			<b>OVERALL DIMENSIONS</b>			<b>SEAT DIMENSIONS</b>			<b>BACK DIMENSIONS</b>							
			<b>W</b>	<b>D</b>	<b>H</b>	<b>W</b>	<b>D</b>	<b>H</b>	<b>W</b>	<b>H</b>						
			26	24	38	19	16.5	17-22	18.5	21						
<p>Ergonomic Features: C, E, H, M, N, Q</p>		<p><b>RTA 2</b></p>														


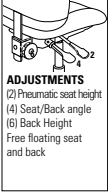

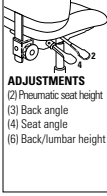

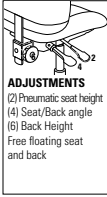

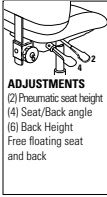

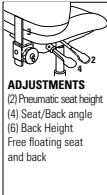



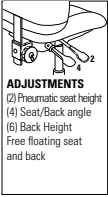



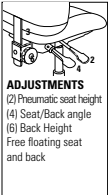


DESCRIPTION	FEATURES	MODEL#	STANDARD TEXTILE GRADES													
			1	2	3	4	5	6	7	8	9	10	11	12		
 <b>Armchair</b> Detailed/Styled Back COM Yardage: 1.50 Freight Class: 250 Product Weight (lbs.): 40 Cubic Feet Per Carton: 17	Ergonomic Features: M, N	3262	1145	1205	1253	1320	1413	1447	1533	1696	1769	1919	2121	2376		
			OVERALL DIMENSIONS			SEAT DIMENSIONS			BACK DIMENSIONS							
			W	D	H	W	D	H	W	H						
			26	23.5	37.5	19	16.5	19	18.5	21						
			RTA 2		FedEx		ups									


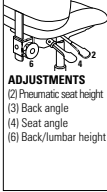
DESCRIPTION	FEATURES	MODEL#	STANDARD TEXTILE GRADES													
			1	2	3	4	5	6	7	8	9	10	11	12		
 <b>Side Chair</b> Detailed/Styled Back COM Yardage: 1.50 Freight Class: 300 Product Weight (lbs.): 32 Cubic Feet Per Carton: 17.25	Ergonomic Features: M, N	3263	929	991	1035	1104	1199	1232	1318	1480	1553	1703	1905	2160		
			OVERALL DIMENSIONS			SEAT DIMENSIONS			BACK DIMENSIONS							
			W	D	H	W	D	H	W	H						
			20.5	23.5	37.5	19	16.5	19	18.5	21						
			RTA 2		FedEx		ups									

DESCRIPTION	FEATURES	MODEL#	STANDARD TEXTILE GRADES													
			1	2	3	4	5	6	7	8	9	10	11	12		
 <b>LB Task</b> Armless/Detailed/Styled Back COM Yardage: 1.50 Freight Class: 250 Product Weight (lbs.): 32 Cubic Feet Per Carton: 9.25	 ADJUSTMENTS (2) Pneumatic seat height (8) Seat depth	3264	740	804	850	915	1011	1046	1130	1291	1366	1514	1720	1973		
			OVERALL DIMENSIONS			SEAT DIMENSIONS			BACK DIMENSIONS							
			W	D	H	W	D	H	W	H						
			21	23.5	39	19	16.5	17-22	18.5	21						
			RTA 2		FedEx		ups									

DESCRIPTION	FEATURES	MODEL#	STANDARD TEXTILE GRADES													
			1	2	3	4	5	6	7	8	9	10	11	12		
 <b>LB Task</b> w/Arm/Detailed/Styled Back COM Yardage: 1.50 Freight Class: 150 Product Weight (lbs.): 40 Cubic Feet Per Carton: 9.25	 ADJUSTMENTS (2) Pneumatic seat height (8) Seat depth	3265	929	991	1035	1104	1199	1232	1318	1480	1553	1703	1905	2160		
			OVERALL DIMENSIONS			SEAT DIMENSIONS			BACK DIMENSIONS							
			W	D	H	W	D	H	W	H						
			26	23.5	39	19	16.5	17-22	18.5	21						
			RTA 2		FedEx											

DESCRIPTION	FEATURES	MODEL#	STANDARD TEXTILE GRADES													
			1	2	3	4	5	6	7	8	9	10	11	12		
 <b>LB Operator</b> w/Arm/Plain Back COM Yardage: 1.50 Freight Class: 150 Product Weight (lbs.): 46 Cubic Feet Per Carton: 9.25	 ADJUSTMENTS (2) Pneumatic seat height (3) Back angle (4) Seat angle (6) Back/lumbar height	3275	1049	1114	1157	1226	1322	1358	1439	1601	1676	1823	2025	2280		
			OVERALL DIMENSIONS			SEAT DIMENSIONS			BACK DIMENSIONS							
			W	D	H	W	D	H	W	H						
			26	22.5	39	19	16.5	17-22	18.5	21						
			RTA 2		FedEx		ups									

DESCRIPTION	FEATURES	MODEL#	STANDARD TEXTILE GRADES											
			1	2	3	4	5	6	7	8	9	10	11	12
 <p><b>Height Adjustable Stool</b> Armless/Detailed/Styled Back COM Yardage: 1.50 Freight Class: 150 Product Weight (lbs.): 43 Cubic Feet Per Carton: 9.25</p>	 <p><b>ADJUSTMENTS</b> (2) Pneumatic seat height (4) Seat/Back angle (6) Back Height Free floating seat and back</p>	<b>3277</b>	1526	1590	1634	1701	1797	1835	1916	2077	2152	2301	2506	2757
			<b>OVERALL DIMENSIONS</b>			<b>SEAT DIMENSIONS</b>			<b>BACK DIMENSIONS</b>					
			<b>W</b>	<b>D</b>	<b>H</b>	<b>W</b>	<b>D</b>	<b>H</b>	<b>W</b>	<b>H</b>				
			21	22.5	48	19	16.5	24-34	18.5	21				
			<b>RTA 2</b>											
 <p><b>Height Adjustable Stool</b> Armless/Plain Back COM Yardage: 1.50 Freight Class: 150 Product Weight (lbs.): 43 Cubic Feet Per Carton: 9.25</p>	 <p><b>ADJUSTMENTS</b> (2) Pneumatic seat height (3) Back angle (4) Seat angle (6) Back/lumbar height</p>	<b>3278</b>	1466	1530	1574	1641	1736	1771	1855	2017	2092	2240	2441	2701
			<b>OVERALL DIMENSIONS</b>			<b>SEAT DIMENSIONS</b>			<b>BACK DIMENSIONS</b>					
			<b>W</b>	<b>D</b>	<b>H</b>	<b>W</b>	<b>D</b>	<b>H</b>	<b>W</b>	<b>H</b>				
			21	23.5	48	19	16.5	24-34	18.5	21				
			<b>RTA 2</b>											
 <p><b>LB Operator</b> Armless Detailed/Styled Back COM Yardage: 1.50 Freight Class: 150 Product Weight (lbs.): 40 Cubic Feet Per Carton: 9.25</p>	 <p><b>ADJUSTMENTS</b> (2) Pneumatic seat height (4) Seat/Back angle (6) Back Height Free floating seat and back</p>	<b>3284</b>	910	975	1018	1085	1183	1219	1300	1464	1536	1685	1886	2143
			<b>OVERALL DIMENSIONS</b>			<b>SEAT DIMENSIONS</b>			<b>BACK DIMENSIONS</b>					
			<b>W</b>	<b>D</b>	<b>H</b>	<b>W</b>	<b>D</b>	<b>H</b>	<b>W</b>	<b>H</b>				
			21	22.5	39	20.5	16.5	17-22	19	21				
			<b>RTA 2</b>											
 <p><b>LB Operator</b> w/Arms/Detailed/Styled Back COM Yardage: 1.50 Freight Class: 150 Product Weight (lbs.): 46 Cubic Feet Per Carton: 9.25</p>	 <p><b>ADJUSTMENTS</b> (2) Pneumatic seat height (4) Seat/Back angle (6) Back Height Free floating seat and back</p>	<b>3285</b>	1093	1157	1199	1268	1364	1399	1482	1644	1720	1869	2073	2328
			<b>OVERALL DIMENSIONS</b>			<b>SEAT DIMENSIONS</b>			<b>BACK DIMENSIONS</b>					
			<b>W</b>	<b>D</b>	<b>H</b>	<b>W</b>	<b>D</b>	<b>H</b>	<b>W</b>	<b>H</b>				
			26	22.5	39	19	16.5	17-22	18.5	21				
			<b>RTA 2</b>											
 <p><b>Height Adjustable Stool</b> w/Arms/Detailed/Styled Back COM Yardage: 1.50 Freight Class: 150 Product Weight (lbs.): 51 Cubic Feet Per Carton: 9.25</p>	 <p><b>ADJUSTMENTS</b> (2) Pneumatic seat height (4) Seat/Back angle (6) Back Height Free floating seat and back</p>	<b>3287</b>	1737	1802	1845	1915	2011	2047	2127	2291	2363	2512	2713	2972
			<b>OVERALL DIMENSIONS</b>			<b>SEAT DIMENSIONS</b>			<b>BACK DIMENSIONS</b>					
			<b>W</b>	<b>D</b>	<b>H</b>	<b>W</b>	<b>D</b>	<b>H</b>	<b>W</b>	<b>H</b>				
			26	22.5	48	19	16.5	24-34	18.5	21				
			<b>RTA 2</b>											

DESCRIPTION	FEATURES	MODEL#	STANDARD TEXTILE GRADES														
			1	2	3	4	5	6	7	8	9	10	11	12			
 <p><b>Height Adjustable Stool</b> w/Arms/Plain Back                      COM Yardage: 1.50                      Freight Class: 150                      Product Weight (lbs.): 51                      Cubic Feet Per Carton: 9.25</p>	 <p><b>ADJUSTMENTS</b>                      (2) Pneumatic seat height                      (3) Back angle                      (4) Seat angle                      (6) Back/lumbar height</p> <p>Ergonomic Features:                      C, D, F, G, H, M, N, Q</p>	<b>3288</b>	1683	1747	1793	1858	1953	1988	2073	2234	2309	2459	2663	2914			
			OVERALL DIMENSIONS			SEAT DIMENSIONS			BACK DIMENSIONS								
			W	D	H	W	D	H	W	H							
26	23.5	48	19	16.5	24-34	18.5	21										
			RTA 2	FedEx	UPS												

GRANADA® DELUXE



model 1170-3




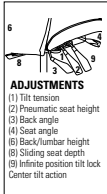

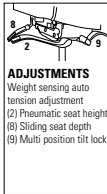
model 1171-3


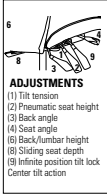




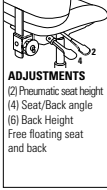




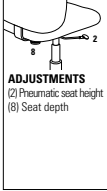



STANDARD FEATURES


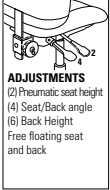




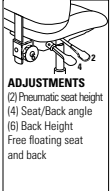





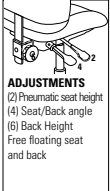


- Granada Deluxe offers dramatic seating comfort with a more contoured seat.
- Standard with height and width adjustable height T-arms with teardrop shaped urethane armcaps (3B).
- All models except the armchair and sidechair are standard with a five legged, injection molded reinforced nylon spider base with C65 casters.
- Base and frames are standard in Black (BK).
- Side activated sliding seat depth adjustment (MD) is standard on multi-tilters.
- Granada heavy duty models can be found under the Heavy Duty section.
- Upholstery options: fabric or vinyl only. When upholstered in vinyl, models may feature stitch detail across the seat and/or back cushions and additional wrinkling may occur around seat perimeter and outside back will be attached with decorative screws
- Check textile availability prior to specifying upholstery material.


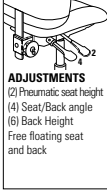

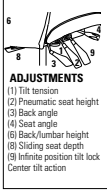


OPTIONAL FEATURES

- An optional abrasion resistant outer back fabric (polyester) is available. Resistant to impact damage. Available in Black only (BKB), add \$25.
- Available with back edge vinyl bumper guard option (VBG). Add \$28.
- Polished Aluminum base with black scuff tips. Specify "B2". Add \$177
- For hard surface flooring casters, specify C65R. Add \$78.
- For fully assembled in box, please specify SU. Add \$81
- Please refer to "Arms Selection" section of the price book for arm options.
- Please refer to "Cylinder Selection" section of the price book for additional cylinder options.

DESCRIPTION	FEATURES	MODEL#	STANDARD TEXTILE GRADES													
			1	2	3	4	5	6	7	8	9	10	11	12		
 <p><b>HB Multi - Tilter</b> COM Yardage: 2 Freight Class: 125 Product Weight (lbs.): 65 Cubic Feet Per Carton: 9.25</p>	 <p><b>ADJUSTMENTS</b> (1) Tilt tension (2) Pneumatic seat height (3) Back angle (4) Seat angle (5) Back/lumbar height (6) Sliding seat depth (8) Infinite position tilt lock Center tilt action</p>	<b>1170-3</b>	1291	1364	1416	1498	1613	1652	1751	1945	2035	2214	2454	2752		
		<b>OVERALL DIMENSIONS</b>			<b>SEAT DIMENSIONS</b>			<b>BACK DIMENSIONS</b>								
		<b>W</b>	<b>D</b>	<b>H</b>	<b>W</b>	<b>D</b>	<b>H</b>	<b>W</b>	<b>H</b>							
	26	23.5	45	21	18-20.5	16-20	20	23-28.25								
			<b>RTA 2</b>		FedEx		UPS									
 <p><b>HB Weight Sensing Synchro - Tilter</b> COM Yardage: 2 Freight Class: 125 Product Weight (lbs.): 61 Cubic Feet Per Carton: 9.25</p>	 <p><b>ADJUSTMENTS</b> Weight sensing auto tension adjustment (2) Pneumatic seat height (6) Sliding seat depth (9) Multi position tilt lock</p>	<b>1170-8</b>	1291	1362	1415	1498	1612	1651	1750	1945	2034	2213	2453	2752		
		<b>OVERALL DIMENSIONS</b>			<b>SEAT DIMENSIONS</b>			<b>BACK DIMENSIONS</b>								
		<b>W</b>	<b>D</b>	<b>H</b>	<b>W</b>	<b>D</b>	<b>H</b>	<b>W</b>	<b>H</b>							
	26	23.5	44	21	18-20.5	16.5-20.5	20	23-28.2								
			<b>RTA 2</b>													

DESCRIPTION	FEATURES	MODEL#	STANDARD TEXTILE GRADES												
			1	2	3	4	5	6	7	8	9	10	11	12	
 <p><b>MB Multi - Tilter</b> COM Yardage: 1.75 Freight Class: 125 Product Weight (lbs.): 61 Cubic Feet Per Carton: 9.25</p>	 <p><b>ADJUSTMENTS</b> (1) Tilt tension (2) Pneumatic seat height (3) Back angle (4) Seat angle (5) Back/lumbar height (6) Sliding seat depth (8) Infinite position tilt lock Center tilt action</p>	1171-3	1159	1224	1269	1337	1437	1471	1556	1721	1799	1952	2160	2415	
			<b>OVERALL DIMENSIONS</b>			<b>SEAT DIMENSIONS</b>			<b>BACK DIMENSIONS</b>						
			<b>W</b>	<b>D</b>	<b>H</b>	<b>W</b>	<b>D</b>	<b>H</b>	<b>W</b>						<b>H</b>
			26	23.5	42	21	18-20.5	16-20	20						23-28.25
<p>Ergonomic Features: A, B, C, D, E, F, G, H, M, N, Q, S, U</p>   	 <p><b>MB Operator</b> COM Yardage: 1.75 Freight Class: 150 Product Weight (lbs.): 54 Cubic Feet Per Carton: 9.25</p>	1171-5	1118	1183	1228	1296	1396	1430	1515	1680	1757	1911	2119	2374	
			<b>OVERALL DIMENSIONS</b>			<b>SEAT DIMENSIONS</b>			<b>BACK DIMENSIONS</b>						
			<b>W</b>	<b>D</b>	<b>H</b>	<b>W</b>	<b>D</b>	<b>H</b>	<b>W</b>						<b>H</b>
			26	23.5	39	21	18	16.5-20.5	20						19-24.25
<p>Ergonomic Features: C, D, F, G, H, M, N, Q, S, U</p>   	 <p><b>MB Task</b> COM Yardage: 1.75 Freight Class: 150 Product Weight (lbs.): 49 Cubic Feet Per Carton: 9.25</p>	1171-6	943	1007	1053	1121	1221	1255	1340	1506	1582	1736	1944	2199	
			<b>OVERALL DIMENSIONS</b>			<b>SEAT DIMENSIONS</b>			<b>BACK DIMENSIONS</b>						
			<b>W</b>	<b>D</b>	<b>H</b>	<b>W</b>	<b>D</b>	<b>H</b>	<b>W</b>						<b>H</b>
			26	23.5	38	21	17-18	16-21	20						19
<p>Ergonomic Features: C, E, H, M, N, U, Q</p>   	 <p><b>MB Weight Sensing Synchro - Tilter</b> COM Yardage: 1.75 Freight Class: 125 Product Weight (lbs.): 61 Cubic Feet Per Carton: 9.25</p>	1171-8	1159	1221	1267	1334	1436	1470	1554	1719	1798	1950	2155	2413	
			<b>OVERALL DIMENSIONS</b>			<b>SEAT DIMENSIONS</b>			<b>BACK DIMENSIONS</b>						
			<b>W</b>	<b>D</b>	<b>H</b>	<b>W</b>	<b>D</b>	<b>H</b>	<b>W</b>						<b>H</b>
			26	23.5	41	21	18-20.5	16.25-20.25	20						20 - 25.2
<p>Ergonomic Features: A, B, C, D, E, H, L, M, N, Q</p> 															

DESCRIPTION	FEATURES	MODEL#	STANDARD TEXTILE GRADES																
			1	2	3	4	5	6	7	8	9	10	11	12					
 <p><b>MB Operator</b> Armless COM Yardage: 1.75 Freight Class: 150 Product Weight (lbs.): 49 Cubic Feet Per Carton: 9.25</p>	 <p><b>ADJUSTMENTS</b> (2) Pneumatic seat height (4) Seat/Back angle (6) Back Height Free-floating seat and back</p>	<p>Ergonomic Features: C, D, E, F, G, M, N, Q, S, U</p>	<b>1172-5</b>	924	984	1032	1101	1198	1230	1320	1482	1562	1713	1918	2180				
			<b>OVERALL DIMENSIONS</b>			<b>SEAT DIMENSIONS</b>			<b>BACK DIMENSIONS</b>										
			<b>W</b>	<b>D</b>	<b>H</b>	<b>W</b>	<b>D</b>	<b>H</b>	<b>W</b>	<b>H</b>									
	21	23.5	39	21	18	16.5-20.5	20	19-24.25											
				<b>RTA 2</b>															
 <p><b>MB Task</b> Armless COM Yardage: 1.75 Freight Class: 150 Product Weight (lbs.): 21. Cubic Feet Per Carton: 9.25</p>	 <p><b>ADJUSTMENTS</b> (2) Pneumatic seat height (8) Seat depth</p>	<p>Ergonomic Features: C, E, H, M, N, U, Q</p>	<b>1172-6</b>	751	813	859	928	1025	1061	1147	1311	1389	1542	1746	2005				
			<b>OVERALL DIMENSIONS</b>			<b>SEAT DIMENSIONS</b>			<b>BACK DIMENSIONS</b>										
			<b>W</b>	<b>D</b>	<b>H</b>	<b>W</b>	<b>D</b>	<b>H</b>	<b>W</b>	<b>H</b>									
	21	23.5	38	21	17-18	16-21	20	19											
				<b>RTA 2</b>															
 <p><b>Armchair</b> COM Yardage: 1.75 Freight Class: 150 Product Weight (lbs.): 40 Cubic Feet Per Carton: 10</p>		<p>Ergonomic Features: M, N</p>	<b>1175</b>	895	957	1003	1070	1169	1204	1291	1456	1532	1686	1890	2149				
			<b>OVERALL DIMENSIONS</b>			<b>SEAT DIMENSIONS</b>			<b>BACK DIMENSIONS</b>										
			<b>W</b>	<b>D</b>	<b>H</b>	<b>W</b>	<b>D</b>	<b>H</b>	<b>W</b>	<b>H</b>									
	24.5	24	38	21	18	18	20	20.5											
				<b>RTA 2</b>															
 <p><b>Height Adjustable Stool Operator</b> Armless COM Yardage: 1.75 Freight Class: 150 Product Weight (lbs.): 52 Cubic Feet Per Carton: 9.25</p>	 <p><b>ADJUSTMENTS</b> (2) Pneumatic seat height (4) Seat/Back angle (6) Back Height Free-floating seat and back</p>	<p>Ergonomic Features: C, D, F, G, H, M, N, S, U</p>	<b>1177-5</b>	1162	1222	1268	1337	1437	1472	1557	1722	1800	1951	2157	2416				
			<b>OVERALL DIMENSIONS</b>			<b>SEAT DIMENSIONS</b>			<b>BACK DIMENSIONS</b>										
			<b>W</b>	<b>D</b>	<b>H</b>	<b>W</b>	<b>D</b>	<b>H</b>	<b>W</b>	<b>H</b>									
	21	23.5	48	20	18	23.5-33.5	20	19-24.25											
				<b>RTA 2</b>															

DESCRIPTION	FEATURES	MODEL#	STANDARD TEXTILE GRADES														
			1	2	3	4	5	6	7	8	9	10	11	12			
 <p><b>Height Adjustable Stool Operator w/Arm</b> COM Yardage: 1.75 Freight Class: 125 Product Weight (lbs.): 57 Cubic Feet Per Carton: 9.25</p>	 <p><b>ADJUSTMENTS</b> (2) Pneumatic seat height (4) Seat/Back angle (6) Back Height Free floating seat and back</p>	<b>1178-5</b>	1356	1416	1466	1533	1631	1666	1750	1916	1993	2147	2352	2610			
			<b>OVERALL DIMENSIONS</b>			<b>SEAT DIMENSIONS</b>			<b>BACK DIMENSIONS</b>								
			<b>W</b>	<b>D</b>	<b>H</b>	<b>W</b>	<b>D</b>	<b>H</b>	<b>W</b>	<b>H</b>							
			26	23.5	48	21	18	23.5-33.5	20	19-24.25							
<p><b>Height Adjustable Stool Operator w/Arm</b> COM Yardage: 1.75 Freight Class: 125 Product Weight (lbs.): 57 Cubic Feet Per Carton: 9.25</p>	<p>Ergonomic Features: C, D, F, G, H, M, N, S, U</p>	<p>RTA 2      FedEx      ups</p>															
			 <p><b>HB Multi - Tilter</b> COM Yardage: 2 Freight Class: 125 Product Weight (lbs.): 65 Cubic Feet Per Carton: 9.25</p>	 <p><b>ADJUSTMENTS</b> (1) Tilt tension (2) Pneumatic seat height (3) Back angle (4) Seat angle (6) Back/lumbar height (8) Sliding seat depth (9) Infinite position tilt lock Center tilt action</p>	<b>1190-3</b>	1592	1673	1735	1828	1959	2007	2122	2337	2442	2646	2920	3263
						<b>OVERALL DIMENSIONS</b>			<b>SEAT DIMENSIONS</b>			<b>BACK DIMENSIONS</b>					
						<b>W</b>	<b>D</b>	<b>H</b>	<b>W</b>	<b>D</b>	<b>H</b>	<b>W</b>	<b>H</b>				
26	23.5	45				21	18-20.5	16-20	20	23-28.25							
<p><b>HB Multi - Tilter</b> COM Yardage: 2 Freight Class: 125 Product Weight (lbs.): 65 Cubic Feet Per Carton: 9.25</p>	<p>Ergonomic Features: A, B, C, D, E, F, G, H, M, N, Q, S, U</p>	<p>RTA 2      FedEx      ups</p>															
			 <p><b>MB Multi - Tilter</b> COM Yardage: 1.75 Freight Class: 125 Product Weight (lbs.): 61 Cubic Feet Per Carton: 9.25</p>	 <p><b>ADJUSTMENTS</b> (1) Tilt tension (2) Pneumatic seat height (3) Back angle (4) Seat angle (6) Back/lumbar height (8) Sliding seat depth (9) Infinite position tilt lock Center tilt action</p>	<b>1191-3</b>	1446	1519	1576	1654	1770	1809	1912	2100	2193	2369	2610	2909
						<b>OVERALL DIMENSIONS</b>			<b>SEAT DIMENSIONS</b>			<b>BACK DIMENSIONS</b>					
						<b>W</b>	<b>D</b>	<b>H</b>	<b>W</b>	<b>D</b>	<b>H</b>	<b>W</b>	<b>H</b>				
26	23.5	42				21	18-20.5	16-20	20	23-28.25							
<p><b>MB Multi - Tilter</b> COM Yardage: 1.75 Freight Class: 125 Product Weight (lbs.): 61 Cubic Feet Per Carton: 9.25</p>	<p>Ergonomic Features: A, B, C, D, E, F, G, H, M, N, Q, S, U</p>	<p>RTA 2      FedEx      ups</p>															

GRAPHIC™



model 2739



model 2738MB



**Optional Base**  
An optional five-legged, arched steel base in Tungsten finish is available. Specify (TTU). Add \$95.


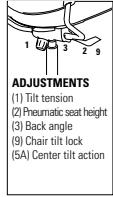











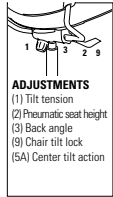


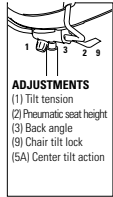



STANDARD FEATURES


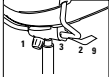




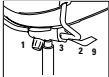




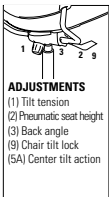




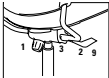



- European detailing and a clean slim profile.
- Features a generous compound curved back and seat.
- Three distinctive back styles: upholstered back, perforated Black nylon back and breathable Black mesh back.
- Posture back chairs with arms are standard with height adjustable, forward swept arms and sliding armcaps (G4).
- Vari-Width (WA) width adjustable arm extensions are standard when chair is ordered with adjustable arms. Allows the arms to move away from the seat by 2" on each side to allow space if desired for broader hip widths.
- Check textile availability prior to specifying upholstery material.


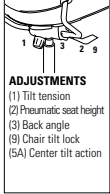



- Posture mechanism offers exceptional back support, two position tilt lock adjustment and tilt tension control.
- Five prong, injection molded, fiberglass reinforced nylon Black spider base with dual wheel carpet casters (C1).

OPTIONAL FEATURES

- For hard surface flooring please specify C9R. Add \$78.
- A steel base with Tungsten finish is available. Specify (TTU). Add \$95.
- Please refer to "Arms and Casters" section of the price book for arm and caster options.
- For fully assembled in box, specify SU. Add \$81

DESCRIPTION	FEATURES	MODEL#	STANDARD TEXTILE GRADES											
			1	2	3	4	5	6	7	8	9	10	11	12
 <p><b>Medium Posture Nylon Back</b> Armless COM Yardage: 1 Freight Class: 250 Product Weight (lbs.): 34 Cubic Feet Per Carton: 9.75</p>	 <p><b>ADJUSTMENTS</b> (1) Tilt tension (2) Pneumatic seat height (3) Back angle (9) Chair tilt lock (5A) Center tilt action</p>	<b>2736</b>	776	819	849	890	955	976	1031	1136	1186	1284	1412	1577
			<b>OVERALL DIMENSIONS</b>			<b>SEAT DIMENSIONS</b>			<b>BACK DIMENSIONS</b>					
			<b>W</b>	<b>D</b>	<b>H</b>	<b>W</b>	<b>D</b>	<b>H</b>	<b>W</b>		<b>H</b>			
			20	24	36	20	19	16.5-20.5	19		19			
			  											
 <p><b>Medium Posture Mesh Back</b> Armless COM Yardage: 1 Freight Class: 250 Product Weight (lbs.): 34 Cubic Feet Per Carton: 9.75</p>	 <p><b>ADJUSTMENTS</b> (1) Tilt tension (2) Pneumatic seat height (3) Back angle (9) Chair tilt lock (5A) Center tilt action</p>	<b>2736MB</b>	860	906	933	977	1041	1064	1116	1221	1270	1368	1497	1662
			<b>OVERALL DIMENSIONS</b>			<b>SEAT DIMENSIONS</b>			<b>BACK DIMENSIONS</b>					
			<b>W</b>	<b>D</b>	<b>H</b>	<b>W</b>	<b>D</b>	<b>H</b>	<b>W</b>		<b>H</b>			
			20	24	36	20	19	16.5-20.5	19		19			
			  											
 <p><b>Medium Posture Back - Fully Upholstered</b> Armless COM Yardage: 1.25 Freight Class: 250 Product Weight (lbs.): 34 Cubic Feet Per Carton: 9.75</p>	 <p><b>ADJUSTMENTS</b> (1) Tilt tension (2) Pneumatic seat height (3) Back angle (9) Chair tilt lock (5A) Center tilt action</p>	<b>2737</b>	860	910	948	1001	1080	1108	1174	1306	1369	1487	1654	1856
			<b>OVERALL DIMENSIONS</b>			<b>SEAT DIMENSIONS</b>			<b>BACK DIMENSIONS</b>					
			<b>W</b>	<b>D</b>	<b>H</b>	<b>W</b>	<b>D</b>	<b>H</b>	<b>W</b>		<b>H</b>			
			20	24	36	20	19	16.5-20.5	19		19			
			  											
 <p><b>Medium Posture Nylon Back</b> w/Arms COM Yardage: 1 Freight Class: 150 Product Weight (lbs.): 45 Cubic Feet Per Carton: 9.75</p>	 <p><b>ADJUSTMENTS</b> (1) Tilt tension (2) Pneumatic seat height (3) Back angle (9) Chair tilt lock (5A) Center tilt action</p>	<b>2738</b>	860	903	931	974	1038	1058	1115	1220	1269	1366	1496	1661
			<b>OVERALL DIMENSIONS</b>			<b>SEAT DIMENSIONS</b>			<b>BACK DIMENSIONS</b>					
			<b>W</b>	<b>D</b>	<b>H</b>	<b>W</b>	<b>D</b>	<b>H</b>	<b>W</b>		<b>H</b>			
			25	24	36	20	19	16.5-20.5	19		19			
			  											

DESCRIPTION	FEATURES	MODEL#	STANDARD TEXTILE GRADES																	
			1	2	3	4	5	6	7	8	9	10	11	12						
 <p><b>Medium Posture Mesh Back w/Arms</b> COM Yardage: 1 Freight Class: 150 Product Weight (lbs.):45 Cubic Feet Per Carton: 9.75</p>	 <p><b>ADJUSTMENTS</b> (1) Tilt tension (2) Pneumatic seat height (3) Back angle (9) Chair tilt lock (5A) Center tilt action</p>	<b>2738MB</b>	949	995	1022	1066	1128	1153	1204	1309	1360	1457	1586	1750						
			<b>OVERALL DIMENSIONS</b>			<b>SEAT DIMENSIONS</b>			<b>BACK DIMENSIONS</b>											
			<b>W</b>	<b>D</b>	<b>H</b>	<b>W</b>	<b>D</b>	<b>H</b>	<b>W</b>	<b>H</b>										
			25	24	36	20	19	16.5-20.5	19	19										
<p>Medium Posture Mesh Back w/Arms COM Yardage: 1 Freight Class: 150 Product Weight (lbs.):45 Cubic Feet Per Carton: 9.75</p>	<p>Ergonomic Features: A, C, G, H, M, N, Q</p>	  																		
			 <p><b>Medium Posture Back - Fully Upholstered w/Arms</b> COM Yardage: 1.25 Freight Class: 150 Product Weight (lbs.):45 Cubic Feet Per Carton: 9.75</p>	 <p><b>ADJUSTMENTS</b> (1) Tilt tension (2) Pneumatic seat height (3) Back angle (9) Chair tilt lock (5A) Center tilt action</p>	<b>2739</b>	949	999	1037	1090	1169	1197	1263	1395	1458	1576	1743	1945			
						<b>OVERALL DIMENSIONS</b>			<b>SEAT DIMENSIONS</b>			<b>BACK DIMENSIONS</b>								
						<b>W</b>	<b>D</b>	<b>H</b>	<b>W</b>	<b>D</b>	<b>H</b>	<b>W</b>	<b>H</b>							
25	24	36				20	19	16.5-20.5	19	19										
<p>Medium Posture Back - Fully Upholstered w/Arms COM Yardage: 1.25 Freight Class: 150 Product Weight (lbs.):45 Cubic Feet Per Carton: 9.75</p>	<p>Ergonomic Features: A, C, G, H, M, N, Q</p>	  																		
			 <p><b>Medium Posture Stool Nylon Back w/Arms</b> COM Yardage: 1 Freight Class: 150 Product Weight (lbs.): 50 Cubic Feet Per Carton: 9.75</p>	 <p><b>ADJUSTMENTS</b> (1) Tilt tension (2) Pneumatic seat height (3) Back angle (9) Chair tilt lock (5A) Center tilt action</p>	<b>2748</b>	\$1085	\$1128	\$1159	\$1206	\$1270	\$1294	\$1353	\$1460	\$1513	\$1616	\$1752	\$1922			
						<b>OVERALL DIMENSIONS</b>			<b>SEAT DIMENSIONS</b>			<b>BACK DIMENSIONS</b>								
						<b>W</b>	<b>D</b>	<b>H</b>	<b>W</b>	<b>D</b>	<b>H</b>	<b>W</b>	<b>H</b>							
25	24	46				20	19	23-33	19	19										
<p>Medium Posture Stool Nylon Back w/Arms COM Yardage: 1 Freight Class: 150 Product Weight (lbs.): 50 Cubic Feet Per Carton: 9.75</p>	<p>Ergonomic Features: A, C, G, H, M, N, Q</p>	  																		
			 <p><b>Medium Posture Stool Mesh Back w/Arms</b> COM Yardage: 1 Freight Class: 150 Product Weight (lbs.): 51 Cubic Feet Per Carton: 9.75</p>	 <p><b>ADJUSTMENTS</b> (1) Tilt tension (2) Pneumatic seat height (3) Back angle (9) Chair tilt lock (5A) Center tilt action</p>	<b>2748MB</b>	\$1176	\$1219	\$1250	\$1297	\$1361	\$1384	\$1443	\$1550	\$1603	\$1706	\$1843	\$2013			
						<b>OVERALL DIMENSIONS</b>			<b>SEAT DIMENSIONS</b>			<b>BACK DIMENSIONS</b>								
						<b>W</b>	<b>D</b>	<b>H</b>	<b>W</b>	<b>D</b>	<b>H</b>	<b>W</b>	<b>H</b>							
25	24	46				20	19	23-33	19	19										
<p>Medium Posture Stool Mesh Back w/Arms COM Yardage: 1 Freight Class: 150 Product Weight (lbs.): 51 Cubic Feet Per Carton: 9.75</p>	<p>Ergonomic Features: A, C, G, H, M, N, Q</p>	  																		

DESCRIPTION	FEATURES	MODEL#	STANDARD TEXTILE GRADES											
			1	2	3	4	5	6	7	8	9	10	11	12
 <p><b>Medium Posture Stool - Fully Upholstered</b> w/Arms                      COM Yardage: 1.25                      Freight Class: 150                      Product Weight (lbs.): 52                      Cubic Feet Per Carton: 9.75</p>	 <p><b>ADJUSTMENTS</b>                      (1) Tilt tension                      (2) Pneumatic seat height                      (3) Back angle                      (9) Chair tilt lock                      (5A) Center tilt action</p>	<b>2749</b>	\$1172	\$1223	\$1264	\$1322	\$1402	\$1432	\$1505	\$1640	\$1705	\$1833	\$2003	\$2218
			<b>OVERALL DIMENSIONS</b> W      D      H			<b>SEAT DIMENSIONS</b> W      D      H			<b>BACK DIMENSIONS</b> W      H					
			25	24	46	20	19	23-33	19	19				
	Ergonomic Features: A, C, G, H, M, N, Q	  												

**INCLUDE**



**Model IN30AHB**  
High Back Weight  
Sensing Synchro-Tilter



**Model IN30AMB**  
Mid Back Weight  
Sensing Synchro-tilter



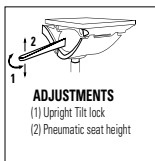
**Model IN40AHB**  
High Back, Adjustable Arm and Seat,  
Weight Sensing Synchro Tilter



**Contrasting Textile Application.**

**MECHANISM:**

**Weight sensing synchro-tilter mechanism**



**Ergonomic features:**  
B, C, L, M, N, U

**STANDARD FEATURES**

- Include chairs combine exceptional comfort with refined elegance. The series is Global's first to offer new kinetic motion, weight balanced synchronous tilt providing smooth action and support. Include goes beyond the boardroom, from collaboration to light work and executive offices.
- Available in two back heights. Backs are contoured with an inner flexible structure and lumbar with over-molded foam and includes an integrated, passive adjustment lumbar pad to create a new level of comfort in an upholstered back.
- The durable, injected molded foam seat includes a waterfall front edge and an under seat structure with a sleek, fastener-free aesthetic.
- The series offers fixed arm and armless models without seat depth adjustment (IN30 models) and models with adjustable arms and seat depth (IN40 models).
- The polished aluminum fixed arm is standard with a flush-mount, soft, durable and warm to the touch urethane (SSU) arm cap. Select arm cap finish in standard Black (BLK) or optional Kalua (KAL) and Shadow (SHW), see upcharges.
- A (4Z) 4" gas cylinder is standard and matches the selected base finish. The cylinder supports a 17" to 21" seat height with a max arm height clearing tables with under-surface clearance of 27". Note, higher range cylinders are not recommended with fixed arm models and may result in arm contact with table edge. Check clearance to avoid damage.
- Five prong, injection molded, fiberglass reinforced Black nylon base (B7) is standard. Polished aluminum base is optional. See upcharge.
- C82, 2.5" dual wheel carpet casters (82), standard. C82R, Hard floor caster (8R) are optional. See upcharge.
- The series is available to specify with two textiles, one for the seat cushion and one for the back. For pricing, start with the base price and add upcharges for both back graded textile upcharge and the seat graded textile upcharge. Upholstery options include fabric, coated fabric or leather.
- To minimize potential for cleaning liquids and spills entering the seat cushion, a moisture barrier (MB) creates a protective layer under permeable textiles, see upcharge. Moisture barrier is not available with sealed seams.

- For approved coated textiles, sealed seat seams (SE) are available, see upcharge. Sealing the seams of water resistant materials ensures the seams are protected. Note, some puckering may occur at curves and corners due to the added material thickness.
- Chairs ship (PAS) Partially assembled, standard.
- Include's weight capacity is 300 lbs and is covered under Global's limited lifetime warranty.
- Note the Blended Textile Matrix is not applicable to this series when specified as noted above. For other multi-fabric applications, contact Customer Care.





**OPTIONAL FEATURES**


Please add option codes in the following order:


- Model number  
Specify model number
- Back textile  
Specify textile code. See upcharges.
- Seat textile  
Specify textile code.
- Armcap finish (for IN30 models with fixed arms) (BLK) Black. No Upcharge. (KAL) Kalua. Add \$10 (SHW) Shadow. Add \$10
- Base finish (B7) Black nylon base (A7) Polished aluminum base. Add \$140
- Cylinder Type (4Z) 4" range, standard seat height, matches base. 17" to 21" seat height.
- Caster type (82) 2.5" casters for carpet (C82). (8R) 2.5" casters for most hard surfaces (C82R). Add \$94
- Seat seams and textile (NS) No sealed seams. (SE) Sealed seams. Add \$24 Specify textile code.
- Moisture barrier (seat only, not available with sealed seams) (NB) No moisture barrier (MB) Moisture barrier. Add \$107

**EXAMPLE INCLUDE ORDER CODE:**

IN30AHB	FU75	FU75	BLK	B7	4Z	82	NS	NB
Model	Back Textile	Seat Textile	Armcap Finish	Base Finish	Cylinder Type	Caster Type	Sealed Seat Seams	Moisture Barrier

DESCRIPTION	MODEL#/ FEATURES	STANDARD TEXTILE GRADES													
		1/COM	2	3	4	5	6	7	8	9	10	11	12		
 <p><b>High Back Weight Sensing Synchro Tilter with Arms</b> COM Yardage: Back 1.25; Seat: .75 Freight Class: 150 Product Weight (lbs.): 56.5 Cubic Feet Per Carton: 10.5</p>	<b>IN30AHB</b>	Base Price:	\$1431												
		Back upcharge:	+0	\$40	\$72	\$118	\$183	\$210	\$267	\$355	\$422	\$494	\$645	\$804	
		Seat upcharge:	+0	\$24	\$43	\$71	\$110	\$126	\$160	\$213	\$253	\$297	\$387	\$483	
	<b>OVERALL DIMENSIONS</b>			<b>SEAT DIMENSIONS</b>			<b>BACK DIMENSIONS</b>								
	<b>W D H</b>			<b>W D H</b>			<b>W H</b>								
	24.5 24.5 42.5			21 18 17-21			18 25								
	<b>RTA 1</b>												1 per carton		
	 <p><b>High Back Weight Sensing Synchro Tilter Armless</b> COM Yardage: Back 1.25; Seat: .75 Freight Class: 150 Product Weight (lbs.): 50 Cubic Feet Per Carton: 10.5</p>	<b>IN30NHB</b>	Base Price:	\$1244											
			Back upcharge:	+0	\$40	\$72	\$118	\$183	\$210	\$267	\$355	\$422	\$494	\$645	\$804
			Seat upcharge:	+0	\$24	\$43	\$71	\$110	\$126	\$160	\$213	\$253	\$297	\$387	\$483
<b>OVERALL DIMENSIONS</b>			<b>SEAT DIMENSIONS</b>			<b>BACK DIMENSIONS</b>									
<b>W D H</b>			<b>W D H</b>			<b>W H</b>									
24.5 24.5 42.5			21 18 17-21			18 25									
<b>RTA 1</b>												1 per carton			
 <p><b>Mid Back Weight Sensing Synchro Tilter with Arms</b> COM Yardage: Seat: Back 1; Seat: .75 Freight Class: 150 Product Weight (lbs.): 55 Cubic Feet Per Carton: 10.5</p>		<b>IN30AMB</b>	Base Price:	\$1398											
			Back upcharge:	+0	\$32	\$57	\$94	\$146	\$168	\$213	\$284	\$337	\$395	\$516	\$643
			Seat upcharge:	+0	\$24	\$43	\$71	\$110	\$126	\$160	\$213	\$253	\$297	\$387	\$483
	<b>OVERALL DIMENSIONS</b>			<b>SEAT DIMENSIONS</b>			<b>BACK DIMENSIONS</b>								
	<b>W D H</b>			<b>W D H</b>			<b>W H</b>								
	24.5 24 37.5			21 18 17-21			18 20.5								
	<b>RTA 1</b>												1 per carton		
	 <p><b>Mid Back Weight Sensing Synchro Tilter Armless</b> COM Yardage: Seat: Back 1; Seat: .75 Freight Class: 150 Product Weight (lbs.): 48.5 Cubic Feet Per Carton: 10.5</p>	<b>IN30NMB</b>	Base Price:	\$1211											
			Back upcharge:	+0	\$32	\$57	\$94	\$146	\$168	\$213	\$284	\$337	\$395	\$516	\$643
			Seat upcharge:	+0	\$24	\$43	\$71	\$110	\$126	\$160	\$213	\$253	\$297	\$387	\$483
<b>OVERALL DIMENSIONS</b>			<b>SEAT DIMENSIONS</b>			<b>BACK DIMENSIONS</b>									
<b>W D H</b>			<b>W D H</b>			<b>W H</b>									
21 24 37.5			21 18 17-21			18 20.5									
<b>RTA 1</b>												1 per carton			

DESCRIPTION	MODEL#/ FEATURES	STANDARD TEXTILE GRADES												
		1/COM	2	3	4	5	6	7	8	9	10	11	12	
 <p><b>IN40AHB</b>    Base Price: <b>\$1431</b></p> <p>Back upcharge: <b>+0</b>    <b>\$43</b>    <b>\$77</b>    <b>\$125</b>    <b>\$194</b>    <b>\$223</b>    <b>\$282</b>    <b>\$375</b>    <b>\$445</b>    <b>\$522</b>    <b>\$682</b>    <b>\$849</b></p> <p>Seat upcharge: <b>+0</b>    <b>\$26</b>    <b>\$46</b>    <b>\$75</b>    <b>\$117</b>    <b>\$134</b>    <b>\$169</b>    <b>\$225</b>    <b>\$267</b>    <b>\$313</b>    <b>\$409</b>    <b>\$510</b></p>	<b>OVERALL DIMENSIONS</b>			<b>SEAT DIMENSIONS</b>			<b>BACK DIMENSIONS</b>							
	<b>W</b>	<b>D</b>	<b>H</b>	<b>W</b>	<b>D</b>	<b>H</b>	<b>W</b>	<b>H</b>						
	29	24.5	42.5	21	18	17-21	18	25						
	<p><b>High Back, Adjustable Arm and Seat, Weight Sensing Synchro Tilter</b>                      COM Yardage: Back 1.25; Seat: .75                      Freight Class: 150                      Product Weight (lbs.): 58.5                      Cubic Feet Per Carton: 10.5</p>												<b>RTA 1</b> 1 per carton	

 <p><b>IN40AMB</b>    Base Price: <b>\$1398</b></p> <p>Back upcharge: <b>+0</b>    <b>\$34</b>    <b>\$61</b>    <b>\$100</b>    <b>\$155</b>    <b>\$178</b>    <b>\$225</b>    <b>\$300</b>    <b>\$356</b>    <b>\$417</b>    <b>\$545</b>    <b>\$679</b></p> <p>Seat upcharge: <b>+0</b>    <b>\$26</b>    <b>\$46</b>    <b>\$75</b>    <b>\$117</b>    <b>\$134</b>    <b>\$169</b>    <b>\$225</b>    <b>\$267</b>    <b>\$313</b>    <b>\$409</b>    <b>\$510</b></p>	<b>OVERALL DIMENSIONS</b>			<b>SEAT DIMENSIONS</b>			<b>BACK DIMENSIONS</b>							
	<b>W</b>	<b>D</b>	<b>H</b>	<b>W</b>	<b>D</b>	<b>H</b>	<b>W</b>	<b>H</b>						
	29	24	37.5	21	18	17-21	18	20.5						
	<p><b>Mid Back, Fixed Arm, Weight Sensing Synchro Tilter</b>                      COM Yardage: Seat: Back 1; Seat: .75                      Freight Class: 150                      Product Weight (lbs.): 57                      Cubic Feet Per Carton: 10.5</p>												<b>RTA 1</b> 1 per carton	

LOOVER



model 2660-8



model 2660-3



**Memory Foam**  
Available, use code "MF" and Add \$124.



model 2661-8



model 2662-3

STANDARD FEATURES

- Global's first chair to feature a weight sensing synchro-tilter mechanism that requires no tilt tension adjustment.
- For all models (excluding stools 2663-6, 2664-6) live lumber support is incorporated into the back design which is height adjustable via a concealed ratchet system, offering a 2.25" height adjustment.
- Standard with Global's high quality Soft Descent™ pneumatic lift which slowly and gently lowers the seat height of the chair making it easy to obtain the exact seat height you desire.
- Side activated sliding seat depth adjustment, is standard on for Multi-Tilters, Synchro-Tilters, and Weight Sensing Synchro-Tilter. Provides 2"-3" of seat depth adjustment.
- Height and width (WA) adjustable G5 lockable arms. Armcaps are soft to the touch Self Skinned Urethane, depth adjustable (slide forward and backward) movements can be locked to avoid unintentional movement). Armcaps also articulate inwards and outwards 30° to aim toward the keyboard or mouse arena.
- Vari-Width (WA) Width Adjustable Arm Extensions are standard, allowing the arms to move away from the seat by 2" on each side to allow space if desired for broader hip widths.
- Five prong, injection molded, fiberglass reinforced, Nylon medium rise base B7B with C1 dual wheel carpet casters.

- Check textile availability prior to specifying upholstery material.
- Mesh backs are available in 24 brilliant Vue colors: Sandy Beach (VU10), Desert Sand (VU11), Orange Sunset (VU12), Chocolate Fountain (VU13), Arctic Blue (VU14), Quarry Grey (VU15), Tidal Wave (VU16), Ivy Moss (VU17), Red Rose (VU18), Coal Black (VU19), White (VU20), Lime (VU21), Chartreuse (VU23), Pool Blue (VU26), Sky (VU28), Primary Blue (VU32), Tangerine (VU34), Paprika (VU37), Grain (VU40), Yellow (VU43), Silver Grey (VU55), Silver (VU63), Hot Pink (VU65) and Red Mittens (VU70). Please specify

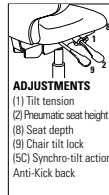
OPTIONAL FEATURES

- Petite models are available at no upcharge. Please specify P. Seat is overall 1 inch smaller in depth and 1.5 inch smaller in width. Model numbers are listed below.
- Seat available in memory foam (MF). Add \$124.
- Optional Polished Aluminum base (B7A) Please specify (ALU) base. Add \$177.
- For hard surface flooring casters, please specify C9R. Add \$76.
- Please refer to "Arms Selection" section of the price book for arm options. Please refer to "Cylinder Selection" section of the price book for additional cylinder options.
- For fully assembled in box, specify SU. Add \$81..

DESCRIPTION FEATURES MODEL# STANDARD TEXTILE GRADES



**Extended HB Synchro - Tilter w/Back Angle Adjustment**  
COM Yardage: 1  
Freight Class: 125  
Product Weight (lbs.): 68  
Cubic Feet Per Carton: 11



**ADJUSTMENTS**  
(1) Tilt tension  
(2) Pneumatic seat height  
(8) Seat depth  
(9) Chair tilt lock  
(5C) Synchro-tilt action  
Anti-Kick back

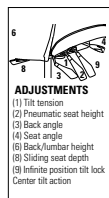
Ergonomic Features:  
A, B, C, D, E, G, H, L, M, N, Q, R, U

MODEL#	1	2	3	4	5	6	7	8	9	10	11	12
2660-0	\$1280	\$1323	\$1353	\$1397	\$1459	\$1478	\$1536	\$1640	\$1690	\$1788	\$1917	\$2081

OVERALL DIMENSIONS			SEAT DIMENSIONS			BACK DIMENSIONS	
W	D	H	W	D	H	W	H
25.5	25	45.5	19	19-22	16.25-20.25	19.5	26.5-29



**Extended HB Multi Tilter**  
COM Yardage: 1  
Freight Class: 125  
Product Weight (lbs.): 68  
Cubic Feet Per Carton: 11



**ADJUSTMENTS**  
(1) Tilt tension  
(2) Pneumatic seat height  
(3) Back angle  
(4) Seat angle  
(6) Back/lumbar height  
(8) Sliding seat depth  
(9) Infinite position tilt lock  
Center tilt action

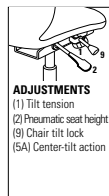
Ergonomic Features:  
A, B, C, D, E, F, G, H, M, N, Q, R, S, U

MODEL#	1	2	3	4	5	6	7	8	9	10	11	12
2660-3	\$1280	\$1323	\$1353	\$1397	\$1459	\$1478	\$1536	\$1640	\$1690	\$1788	\$1917	\$2081
2660P-3 Small Seat												

OVERALL DIMENSIONS			SEAT DIMENSIONS			BACK DIMENSIONS	
W	D	H	W	D	H	W	H
25.5	25	45.5	20	19-22	16-20	19.5	26.5-29



**Extended HB Tilter**  
COM Yardage: 1  
Freight Class: 150  
Product Weight (lbs.): 62  
Cubic Feet Per Carton: 11




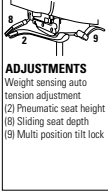

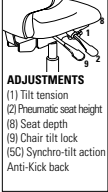

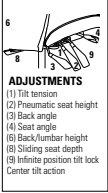

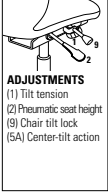

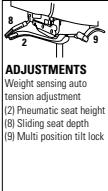
**ADJUSTMENTS**  
(1) Tilt tension  
(2) Pneumatic seat height  
(9) Chair tilt lock  
(5A) Center-tilt action


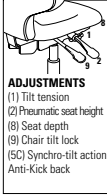




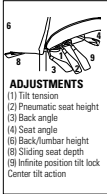




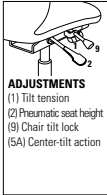




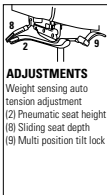




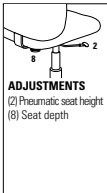



Ergonomic Features:  
A, B, C, D, H, M, N, Q, R, S, U


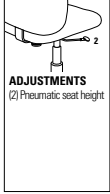

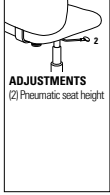

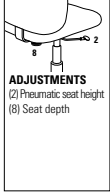
MODEL#	1	2	3	4	5	6	7	8	9	10	11	12
2660-4	\$1119	\$1160	\$1190	\$1233	\$1297	\$1316	\$1374	\$1475	\$1528	\$1625	\$1755	\$1917

OVERALL DIMENSIONS			SEAT DIMENSIONS			BACK DIMENSIONS	
W	D	H	W	D	H	W	H
25.5	25	45.5	20	19-20	16-21	19.5	26.5-29



DESCRIPTION	FEATURES	MODEL#	STANDARD TEXTILE GRADES											
			1	2	3	4	5	6	7	8	9	10	11	12
 <p><b>Extended HB Weight Sensing Synchro - Tilter</b> COM Yardage: 1 Freight Class: 125 Product Weight (lbs.): 66 Cubic Feet Per Carton: 11</p>	 <p><b>ADJUSTMENTS</b> (1) Weight sensing auto tension adjustment (2) Pneumatic seat height (8) Sliding seat depth (9) Multi position tilt lock</p>	<p>2660-8 \$1280 \$1323 \$1353 \$1397 \$1459 \$1478 \$1536 \$1640 \$1690 \$1788 \$1917 \$2081 2660P-8 Small Seat</p>	<b>OVERALL DIMENSIONS</b>			<b>SEAT DIMENSIONS</b>			<b>BACK DIMENSIONS</b>					
			<b>W</b>	<b>D</b>	<b>H</b>	<b>W</b>	<b>D</b>	<b>H</b>	<b>W</b>	<b>H</b>				
			25.5	25	45.5	20	19-22	16-21	19.5	26.5-27.5				
			<p>Ergonomic Features: A, B, C, D, E, H, L, M, N, Q, R, U</p> <p>RTA 2 FedEx UPS</p>											
 <p><b>HB Synchro - Tilter w/Back Angle Adjustment</b> COM Yardage: 1 Freight Class: 125 Product Weight (lbs.): 66 Cubic Feet Per Carton: 10.5</p>	 <p><b>ADJUSTMENTS</b> (1) Tilt tension (2) Pneumatic seat height (8) Seat depth (9) Chair tilt lock (5C) Synchro-tilt action Anti-Kick back</p>	<p>2661-0 \$1195 \$1235 \$1266 \$1309 \$1373 \$1392 \$1450 \$1551 \$1604 \$1701 \$1831 \$1993</p>	<b>OVERALL DIMENSIONS</b>			<b>SEAT DIMENSIONS</b>			<b>BACK DIMENSIONS</b>					
			<b>W</b>	<b>D</b>	<b>H</b>	<b>W</b>	<b>D</b>	<b>H</b>	<b>W</b>	<b>H</b>				
			25.5	24	42.5	20	19-22	16.25-20.25	19.5	19.5-27.5				
			<p>Ergonomic Features: A, B, C, D, E, G, H, L, M, N, Q, R, U</p> <p>RTA 2 FedEx UPS</p>											
 <p><b>HB Multi - Tilter</b> COM Yardage: 1 Freight Class: 125 Product Weight (lbs.): 68 Cubic Feet Per Carton: 10.5</p>	 <p><b>ADJUSTMENTS</b> (1) Tilt tension (2) Pneumatic seat height (3) Back angle (4) Seat angle (6) Back/Lumbar height (8) Sliding seat depth (9) Infinite position tilt lock Center tilt action</p>	<p>2661-3 \$1195 \$1235 \$1266 \$1309 \$1373 \$1392 \$1450 \$1551 \$1604 \$1701 \$1831 \$1993 2661P-3 Small Seat</p>	<b>OVERALL DIMENSIONS</b>			<b>SEAT DIMENSIONS</b>			<b>BACK DIMENSIONS</b>					
			<b>W</b>	<b>D</b>	<b>H</b>	<b>W</b>	<b>D</b>	<b>H</b>	<b>W</b>	<b>H</b>				
			25.5	25	42.5	20	19-22	16-20	19.5	25-27.5				
			<p>Ergonomic Features: A, B, C, D, E, F, G, H, M, N, Q, R, S, U</p> <p>RTA 2 FedEx UPS</p>											
 <p><b>HB Tilter</b> COM Yardage: 1 Freight Class: 150 Product Weight (lbs.): 62 Cubic Feet Per Carton: 10.5</p>	 <p><b>ADJUSTMENTS</b> (1) Tilt tension (2) Pneumatic seat height (9) Chair tilt lock (5A) Center-tilt action</p>	<p>2661-4 \$1050 \$1091 \$1121 \$1164 \$1228 \$1247 \$1305 \$1408 \$1459 \$1556 \$1686 \$1848</p>	<b>OVERALL DIMENSIONS</b>			<b>SEAT DIMENSIONS</b>			<b>BACK DIMENSIONS</b>					
			<b>W</b>	<b>D</b>	<b>H</b>	<b>W</b>	<b>D</b>	<b>H</b>	<b>W</b>	<b>H</b>				
			25.5	25	42.5	20	19-20	16-21	19.5	25-27.5				
			<p>Ergonomic Features: A, B, C, D, H, M, N, Q, R, S, U</p> <p>RTA 2 FedEx UPS</p>											
 <p><b>HB Weight Sensing Synchro - Tilter</b> COM Yardage: 1 Freight Class: 125 Product Weight (lbs.): 66 Cubic Feet Per Carton: 10.5</p>	 <p><b>ADJUSTMENTS</b> (1) Weight sensing auto tension adjustment (2) Pneumatic seat height (8) Sliding seat depth (9) Multi position tilt lock</p>	<p>2661-8 \$1195 \$1236 \$1266 \$1309 \$1373 \$1392 \$1450 \$1551 \$1604 \$1701 \$1831 \$1993 2661P-8 Small Seat</p>	<b>OVERALL DIMENSIONS</b>			<b>SEAT DIMENSIONS</b>			<b>BACK DIMENSIONS</b>					
			<b>W</b>	<b>D</b>	<b>H</b>	<b>W</b>	<b>D</b>	<b>H</b>	<b>W</b>	<b>H</b>				
			25.5	24	42.5	20	19-20	16-21	19.5	25-27.5				
			<p>Ergonomic Features: A, B, C, D, E, H, L, M, N, Q, R, U</p> <p>RTA 2 FedEx UPS</p>											

DESCRIPTION	FEATURES	MODEL#	STANDARD TEXTILE GRADES																
			1	2	3	4	5	6	7	8	9	10	11	12					
 <p><b>MB Synchro - Tilter w/Back Angle Adjustment</b> COM Yardage: 1 Freight Class: 125 Product Weight (lbs.): 64 Cubic Feet Per Carton: 10.5</p>	 <p><b>ADJUSTMENTS</b> (1) Tilt tension (2) Pneumatic seat height (8) Seat depth (9) Chair tilt lock (5C) Synchro-tilt action Anti-Kick back</p>	<b>2662-0</b>	\$1143	\$1184	\$1214	\$1257	\$1321	\$1341	\$1398	\$1501	\$1553	\$1649	\$1780	\$1941					
			<b>OVERALL DIMENSIONS</b>			<b>SEAT DIMENSIONS</b>			<b>BACK DIMENSIONS</b>										
			<b>W</b>	<b>D</b>	<b>H</b>	<b>W</b>	<b>D</b>	<b>H</b>	<b>W</b>	<b>H</b>									
			25.5	24	39.5	20	19-22	16.25-20.25	19.5	22-24.5									
<p>Ergonomic Features: A, B, C, D, E, G, H, L, M, N, Q, R, U</p>	  																		
		 <p><b>MB Multi Tilter</b> COM Yardage: 1 Freight Class: 125 Product Weight (lbs.): 66 Cubic Feet Per Carton: 10.5</p>	 <p><b>ADJUSTMENTS</b> (1) Tilt tension (2) Pneumatic seat height (3) Back angle (4) Seat angle (8) Back/lumbar height (9) Sliding seat depth (9) Infinite position tilt lock Center tilt action</p>	<b>2662-3</b> 2662P-3 Small Seat	\$1143	\$1184	\$1214	\$1257	\$1321	\$1341	\$1398	\$1501	\$1553	\$1649	\$1780	\$1941			
					<b>OVERALL DIMENSIONS</b>			<b>SEAT DIMENSIONS</b>			<b>BACK DIMENSIONS</b>								
					<b>W</b>	<b>D</b>	<b>H</b>	<b>W</b>	<b>D</b>	<b>H</b>	<b>W</b>	<b>H</b>							
25.5	25				39.5	20	19-22	16-20	19.5	22-24.5									
<p>Ergonomic Features: A, B, C, D, E, F, G, H, M, N, Q, R, S, U</p>	  																		
		 <p><b>MB Tilter</b> COM Yardage: 1 Freight Class: 150 Product Weight (lbs.): 60 Cubic Feet Per Carton: 10.5</p>	 <p><b>ADJUSTMENTS</b> (1) Tilt tension (2) Pneumatic seat height (9) Chair tilt lock (5A) Center-tilt action</p>	<b>2662-4</b>	\$1016	\$1057	\$1087	\$1130	\$1194	\$1213	\$1271	\$1374	\$1425	\$1522	\$1652	\$1814			
					<b>OVERALL DIMENSIONS</b>			<b>SEAT DIMENSIONS</b>			<b>BACK DIMENSIONS</b>								
					<b>W</b>	<b>D</b>	<b>H</b>	<b>W</b>	<b>D</b>	<b>H</b>	<b>W</b>	<b>H</b>							
25.5	25				39.5	20	19-20	16-21	19.5	22-24.5									
<p>Ergonomic Features: A, B, C, D, H, M, N, Q, R, S, U</p>	  																		
		 <p><b>MB Weight Sensing Synchro - Tilter</b> COM Yardage: 1 Freight Class: 125 Product Weight (lbs.): 64 Cubic Feet Per Carton: 10.5</p>	 <p><b>ADJUSTMENTS</b> Weight sensing auto tension adjustment (2) Pneumatic seat height (8) Sliding seat depth (9) Multi position tilt lock</p>	<b>2662-8</b> 2662P-8 Small Seat	\$1143	\$1184	\$1213	\$1255	\$1320	\$1341	\$1396	\$1499	\$1552	\$1646	\$1776	\$1940			
					<b>OVERALL DIMENSIONS</b>			<b>SEAT DIMENSIONS</b>			<b>BACK DIMENSIONS</b>								
					<b>W</b>	<b>D</b>	<b>H</b>	<b>W</b>	<b>D</b>	<b>H</b>	<b>W</b>	<b>H</b>							
25.5	24				39.5	20	19-22	16-21	19.5	22-24.5									
<p>Ergonomic Features: A, B, C, D, E, H, L, M, N, Q, R, U</p>	  																		
		 <p><b>MB Task</b> COM Yardage: 1 Freight Class: 150 Product Weight (lbs.): 45 Cubic Feet Per Carton: 10.5</p>	 <p><b>ADJUSTMENTS</b> (2) Pneumatic seat height (8) Seat depth</p>	<b>2662-6</b>	\$1080	\$1121	\$1151	\$1194	\$1258	\$1277	\$1335	\$1436	\$1489	\$1586	\$1716	\$1878			
					<b>OVERALL DIMENSIONS</b>			<b>SEAT DIMENSIONS</b>			<b>BACK DIMENSIONS</b>								
					<b>W</b>	<b>D</b>	<b>H</b>	<b>W</b>	<b>D</b>	<b>H</b>	<b>W</b>	<b>H</b>							
25.5	25				39.5	20	19-20	16.5-21.5	19.5	21									
<p>Ergonomic Features: C, E, H, M, N, Q, R, U</p>	  																		

DESCRIPTION	FEATURES	MODEL#	STANDARD TEXTILE GRADES													
			1	2	3	4	5	6	7	8	9	10	11	12		
 <p><b>MB Height Adjustable Stool - Task</b>                      COM Yardage: 1                      Freight Class: 150                      Product Weight (lbs.): 50                      Cubic Feet Per Carton: 10.5</p>	 <p><b>ADJUSTMENTS</b>                      (2) Pneumatic seat height</p>	<b>2663-6</b>	\$1484	\$1525	\$1555	\$1598	\$1662	\$1682	\$1739	\$1842	\$1893	\$1990	\$2121	\$2282		
			<b>OVERALL DIMENSIONS</b>			<b>SEAT DIMENSIONS</b>			<b>BACK DIMENSIONS</b>							
			<b>W</b>	<b>D</b>	<b>H</b>	<b>W</b>	<b>D</b>	<b>H</b>	<b>W</b>	<b>H</b>						
			25.5	25	50	20	19-20	24-34	19.5	21						
			<b>RTA 2</b>	<b>FedEx</b>	<b>ups</b>											
 <p><b>MB Height Adjustable Stool - Task</b>                      COM Yardage: 1                      Freight Class: 150                      Product Weight (lbs.): 44                      Cubic Feet Per Carton: 10.5</p>	 <p><b>ADJUSTMENTS</b>                      (2) Pneumatic seat height</p>	<b>2664-6</b>	\$1349	\$1390	\$1420	\$1463	\$1527	\$1546	\$1604	\$1705	\$1758	\$1855	\$1985	\$2147		
			<b>OVERALL DIMENSIONS</b>			<b>SEAT DIMENSIONS</b>			<b>BACK DIMENSIONS</b>							
			<b>W</b>	<b>D</b>	<b>H</b>	<b>W</b>	<b>D</b>	<b>H</b>	<b>W</b>	<b>H</b>						
			20	25	50	20	19-20	24-34	19.5	21						
			<b>RTA 2</b>	<b>FedEx</b>	<b>ups</b>											
 <p><b>MB Task</b>                      COM Yardage: 1                      Freight Class: 250                      Product Weight (lbs.): 39                      Cubic Feet Per Carton: 10.5</p>	 <p><b>ADJUSTMENTS</b>                      (2) Pneumatic seat height                      (8) Seat depth</p>	<b>2665-6</b>	\$939	\$980	\$1010	\$1053	\$1117	\$1136	\$1194	\$1297	\$1348	\$1445	\$1575	\$1737		
			<b>OVERALL DIMENSIONS</b>			<b>SEAT DIMENSIONS</b>			<b>BACK DIMENSIONS</b>							
			<b>W</b>	<b>D</b>	<b>H</b>	<b>W</b>	<b>D</b>	<b>H</b>	<b>W</b>	<b>H</b>						
			20	25	39.5	20	19-20	16.5-21.5	19.5	16.5						
			<b>RTA 2</b>	<b>FedEx</b>	<b>ups</b>											

LURAY



Luray is offered in three back heights.



Standard Black Nylon Base/Arms with Self Skinned Urethane Armcaps

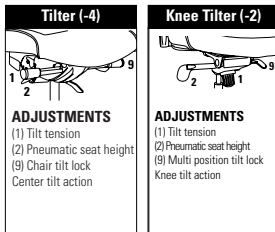
Optional Aluminum Base/Arms with Self Skinned Urethane Armcaps

Optional Aluminum Base/Arms with Wood Armcaps



Model 6461PB

MECHANISMS OPTIONS



**Ergonomic Features:**  
A, B, C, M, N, S, U

**Ergonomic Features:**  
A, B, C, J, M, N, U

STANDARD FEATURES

- Luray is designed for boardrooms, meeting rooms and executive offices.
- Luray offers a choice of finishes to match any environment: from durable nylon components to sophisticated polished aluminum and elegant wood trim.
- Three back heights are available, featuring horizontal sewing details.
- Stitch detail on edges of seat and back is discrete, using matched thread as standard.
- Choice of two mechanisms; tilter and knee-tilter.
- Standard with Global's high quality Soft Descent™ pneumatic lift which slowly and gently lowers the seat height of the chair making it easy to obtain the exact seat height you desire.
- Fixed loop arm design comes standard in Black fiberglass reinforced nylon with a self-skinned urethane (SSU) armcap; which is soft, durable and warm to the touch. The armcap overhangs the front and side of the arm so that chair to table contact is cushioned by the pliable edge.
- Five prong, injection molded, fiberglass reinforced, nylon medium rise base (B7B) with (C1) dual wheel carpet casters.
- Check textile availability prior to specifying upholstery material.
- Pedestal base models are offered on (-4) Tilter mechanisms only. These models provide fixed location seating for use in auditoriums, classrooms, jury boxes, public venues and more. The base must be mounted to the floor (mounting hardware not included). See Pedestal Base Installation Guide for details.

OPTIONAL FEATURES

- Upholstery is available with exaggerated top stitch detail (heavier thread). Fourteen coordinating or contrasting colors may be selected. Please specify.
- For Additional caster options, please refer to the Arm and Caster section of the Price Book. Optional casters may be priced higher than the standard casters for your chair and the difference will be charged. Lower priced optional casters will not be credited.
- Please refer to "Cylinder Selection" section of the price book for additional cylinder options.
- For Memory Foam, specify (MF) and add \$124.
- Pedestal Base models have black bases with 2" height adjust cylinders. Specify (SCC) swivel, auto return to max height (no upcharge); (SN) non-swivel, auto return to max height (Add \$23); or (SC) swivel, self-centering and return to max height (Add \$35).

OPTION CODES












Please Add option codes in the following order:

- Model number**  
6460 Extended high back  
6461 High back  
6462 Medium back

- Fabric**  
Specify fabric code.
- Mechanism**  
(-4) Tilter mechanism ..... **No Upcharge**  
(-2) Knee-tilt mechanism ..... **Add \$161**
- Arms**  
(SSU) Black nylon arms w/SSU armcaps ..... **No Upcharge**  
(ANU) Aluminum arms w/SSU armcaps ..... **Add \$238**  
Aluminum arms w/Wood armcaps ..... **Add \$238**  
Specify finish from the following:  
(AAM) Absolute  
(BKM) Black  
(ACM) Cherry  
(EOM) English Oak  
(ECM) Espresso Café  
(HGM) Gray  
(AHM) Honey  
(TMM) Mahogany  
(AVM) Maple  
(MWM) Medium Walnut  
(NLW) Natural Walnut  
(ASM) Night  
(NBM) Noce Biondo  
(NGM) Noce Grigio  
(NEM) Noce Leggero  
(NMM) Noce Medio  
(SKM) Shaker Cherry  
(TFM) Fruitwood  
(TWM) Walnut  
(WTM) WC Cream  
(WHM) White  
(WCM) Winter Cherry (colors shown on website)
- Base**  
(B7) Black nylon base.  
(A7) Polished aluminum ..... **Add \$177**
- Casters**  
(C1) Dual wheel carpet casters.  
(C9R) Dual wheel hard floor casters ..... **Add \$78**
- Stitch detail**  
(MS) Color matched stitching  
Decorative top stitch ..... **No Upcharge**  
(XP) Black (XB) Beige  
(XG) Copen (XA) Graphite  
(XK) Mahogany (XJ) Natural  
(XH) Navy (XD) New Grey  
(XF) Nickel (XN) Off White  
(XL) Rubytone (XI) Scarlett  
(XC) Smoke (XE) Taupe (colors shown on website)
- Seat foam**  
(SF) Standard foam  
(MF) Memory foam ..... **Add \$124**
- Chair assembly**  
(SU) Assembled in Box ..... **Add \$81**
- Cylinder (for Pedestal Base)**  
(SH) Swivel, auto return turn to max height  
(SN) Non-swivel, auto return turn to max height  
**Add \$23**  
(SC) Swivel, self-centering and return to max height **Add \$35**

EXAMPLE OF ORDER CODE:

6460	WA50	4	AHM	A7	C1	MS	SF	SU
Model Number	Fabric	Mechanism	Arms	Base	Casters	Stitch Detail	Seat Foam	Chair Assembly

DESCRIPTION	FEATURES	MODEL#	STANDARD TEXTILE GRADES											
			1	2	3	4	5	6	7	8	9	10	11	12
 <p><b>Extended High Back</b> COM Yardage: 2.25 Freight Class: 250 Product Weight (lbs.): 46 Cubic Feet Per Carton: 14.75</p>		<b>6460</b>	1358	1452	1524	1632	1784	1855	1994	2213	2382	2573	2960	3374
			<b>OVERALL DIMENSIONS</b>			<b>SEAT DIMENSIONS</b>			<b>BACK DIMENSIONS</b>					
			<b>W</b>	<b>D</b>	<b>H</b>	<b>W</b>	<b>D</b>	<b>H</b>	<b>W</b>	<b>H</b>				
			25	26.5	46	20	19	16.5-21.5	20	27.5				
			<b>RTA 1</b>											
 <p><b>High Back</b> COM Yardage: 2 Freight Class: 44 Product Weight (lbs.): 44 Cubic Feet Per Carton: 13.75</p>		<b>6461</b>	1318	1401	1464	1559	1695	1758	1882	2079	2229	2396	2741	3109
			<b>OVERALL DIMENSIONS</b>			<b>SEAT DIMENSIONS</b>			<b>BACK DIMENSIONS</b>					
			<b>W</b>	<b>D</b>	<b>H</b>	<b>W</b>	<b>D</b>	<b>H</b>	<b>W</b>	<b>H</b>				
			25	26.5	42.5	20	19	16.5-21.5	20	24				
			<b>RTA 1</b>  											
 <p><b>Medium Back</b> COM Yardage: 1.75 Freight Class: 250 Product Weight (lbs.): 40 Cubic Feet Per Carton: 13.75</p>		<b>6462</b>	1278	1354	1409	1495	1612	1667	1775	1946	2076	2224	2526	2848
			<b>OVERALL DIMENSIONS</b>			<b>SEAT DIMENSIONS</b>			<b>BACK DIMENSIONS</b>					
			<b>W</b>	<b>D</b>	<b>H</b>	<b>W</b>	<b>D</b>	<b>H</b>	<b>W</b>	<b>H</b>				
			25	26.5	39.5	20	19	16.5-21.5	20	21				
			<b>RTA 1</b>  											
 <p><b>High Back with Pedestal Base</b> COM Yardage: 2 Freight Class: 45 Product Weight (lbs.): 45 Cubic Feet Per Carton: 13.75</p>		<b>6461PB</b>	1562	1641	1700	1789	1918	1979	2094	2278	2420	2580	2904	3250
			<b>OVERALL DIMENSIONS</b>			<b>SEAT DIMENSIONS</b>			<b>BACK DIMENSIONS</b>					
			<b>W</b>	<b>D</b>	<b>H</b>	<b>W</b>	<b>D</b>	<b>H</b>	<b>W</b>	<b>H</b>				
			25	26.5	41	20	19	16.5-21.5	20	24				
			<b>RTA 1</b>											
 <p><b>Medium Back with Pedestal Base</b> COM Yardage: 1.75 Freight Class: 250 Product Weight (lbs.): 40 Cubic Feet Per Carton: 13.75</p>		<b>6462PB</b>	1521	1590	1643	1719	1832	1884	1987	2145	2272	2408	2693	2995
			<b>OVERALL DIMENSIONS</b>			<b>SEAT DIMENSIONS</b>			<b>BACK DIMENSIONS</b>					
			<b>W</b>	<b>D</b>	<b>H</b>	<b>W</b>	<b>D</b>	<b>H</b>	<b>W</b>	<b>H</b>				
			25	26.5	37	20	19	16.5-21.5	20	21				
			<b>RTA 1</b>  											

MALAGA®



model 3140-3 (TD)



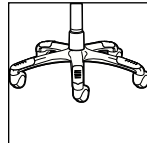
model 3140-3 (TD/PSB)



model 3141-3



model 3141-3



**Optional Base**  
Polished Aluminum base with black scuff tips. Specify "B2". Add \$177.


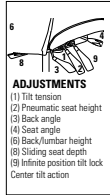

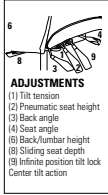
**STANDARD FEATURES**

- A contoured molded foam seat, built-in lumbar support and an upholstered outer back shell is standard on all models.
- Standard with adjustable height T-arms with teardrop shaped (TD) self-skinned urethane (SSU) armcaps.
- All models are standard with a five prong, injection molded, fiberglass reinforced nylon Black spider base with dual wheel carpet casters (C10).
- Base and frame are available in Black (BK) Only.
- Side activated sliding seat depth adjustment is standard on all models.
- All models (except high back) are shipped partially KD.
- Check textile availability prior to specifying upholstery material.

**OPTIONAL FEATURES**

- To order a Malaga arm kit as a separate stand-alone item without a chair, use model number 3200 with the appropriate letter from the Arm Chart Price List for the arm style of your choice. Please refer to "Arms Selection" section of the price book.
- Available with an impact resistant polypropylene back shroud in Black Only. Specify (PSB). No upcharge.

- Optional abrasion resistant outer back fabric (polyester) is available. Resistant to impact damage. Available in Black only (BKB). Add \$25.
- Optional Polished Aluminum base with black scuff tips. Specify "B2". Add \$177
- Please refer to the "Casters Selection" section of the price book for caster options. Optional casters may be priced higher than the standard casters for your chair and the difference will be charged. Lower priced optional casters will not be credited.
- Please refer to "Cylinder Selection" section of the price book for additional cylinder options.
- For hard surface flooring please specify C10R. Add \$70.
- For fully assembled in box, specify SU. Add \$81.

DESCRIPTION	FEATURES	MODEL#	STANDARD TEXTILE GRADES														
			1	2	3	4	5	6	7	8	9	10	11	12			
 <p><b>HB Multi - Tilter</b> COM Yardage: 1.75 Freight Class: 150 Product Weight (lbs.): 54 Cubic Feet Per Carton: 9.25</p>	 <p><b>ADJUSTMENTS</b> (1) Tilt tension (2) Pneumatic seat height (3) Back angle (4) Seat angle (5) Back/lumbar height (6) Sliding seat depth (7) Infinite position tilt lock Center tilt action</p>	<p>Ergonomic Features: A, B, C, D, E, F, G, H, M, N, Q, S</p>	3140-3	\$1526	\$1596	\$1650	\$1726	\$1840	\$1881	\$1981	\$2166	\$2257	\$2432	\$2668	\$2961		
			<b>OVERALL DIMENSIONS</b>			<b>SEAT DIMENSIONS</b>			<b>BACK DIMENSIONS</b>								
			W	D	H	W	D	H	W	H							
26	25	41	20	18	16.5-20.5	18.5	22.5-25										
			RTA 2			FedEx			ups								
 <p><b>LB Multi - Tilter</b> COM Yardage: 1.5 Freight Class: 150 Product Weight (lbs.): 52 Cubic Feet Per Carton: 9.25</p>	 <p><b>ADJUSTMENTS</b> (1) Tilt tension (2) Pneumatic seat height (3) Back angle (4) Seat angle (5) Back/lumbar height (6) Sliding seat depth (7) Infinite position tilt lock Center tilt action</p>	<p>Ergonomic Features: A, B, C, D, E, F, G, H, M, N, Q, S</p>	3141-3	\$1393	\$1450	\$1499	\$1568	\$1663	\$1698	\$1781	\$1944	\$2017	\$2167	\$2368	\$2624		
			<b>OVERALL DIMENSIONS</b>			<b>SEAT DIMENSIONS</b>			<b>BACK DIMENSIONS</b>								
			W	D	H	W	D	H	W	H							
26	24	37	20	18	16.5-20.5	18.5	19-21.5										
			RTA 2			FedEx			ups								

MIRAGE™



model 2790-4



model 2791-4




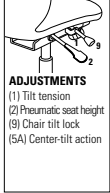

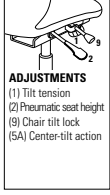
Standard with a polished aluminum loop arm with SSU armcap.

STANDARD FEATURES

- Ideal for management seating and meeting rooms, Mirage offers both function and style.
- There are no arm options for this series.
- Base and frame are standard in polished aluminum only.
- **C10** carpet casters are standard.
- Check textile availability prior to specifying upholstery material.

OPTIONAL FEATURES

- For hard surface flooring casters, specify **C10R** and Add \$70.
- For fully assembled in box, please specify **SU**. Add \$81..

DESCRIPTION	FEATURES	MODEL#	STANDARD TEXTILE GRADES																										
			1	2	3	4	5	6	7	8	9	10	11	12															
 <p><b>HB Tilter</b> COM Yardage: 2 Freight Class: 250 Product Weight (lbs.): 0 Cubic Feet Per Carton: 20.25</p>	 <p><b>ADJUSTMENTS</b> (1) Tilt tension (2) Pneumatic seat height (9) Chair tilt lock (5A) Center-tilt action</p>	<p>Ergonomic Features: A, B, C, M, N, S</p>	<table border="1"> <tr> <td><b>2790-4</b></td> <td>\$1316</td> <td>\$1394</td> <td>\$1452</td> <td>\$1541</td> <td>\$1667</td> <td>\$1708</td> <td>\$1819</td> <td>\$2027</td> <td>\$2126</td> <td>\$2319</td> <td>\$2579</td> <td>\$2906</td> </tr> </table>												<b>2790-4</b>	\$1316	\$1394	\$1452	\$1541	\$1667	\$1708	\$1819	\$2027	\$2126	\$2319	\$2579	\$2906		
			<b>2790-4</b>	\$1316	\$1394	\$1452	\$1541	\$1667	\$1708	\$1819	\$2027	\$2126	\$2319	\$2579	\$2906														
			<table border="1"> <thead> <tr> <th colspan="3">OVERALL DIMENSIONS</th> <th colspan="3">SEAT DIMENSIONS</th> <th colspan="2">BACK DIMENSIONS</th> </tr> <tr> <th>W</th> <th>D</th> <th>H</th> <th>W</th> <th>D</th> <th>H</th> <th>W</th> <th>H</th> </tr> </thead> <tbody> <tr> <td>26.5</td> <td>26.5</td> <td>42.5</td> <td>20.5</td> <td>19</td> <td>16-20</td> <td>20.5</td> <td>24.5</td> </tr> </tbody> </table>			OVERALL DIMENSIONS			SEAT DIMENSIONS			BACK DIMENSIONS		W	D	H	W	D	H	W	H	26.5	26.5	42.5	20.5	19	16-20	20.5	24.5
			OVERALL DIMENSIONS			SEAT DIMENSIONS			BACK DIMENSIONS																				
W	D	H	W	D	H	W	H																						
26.5	26.5	42.5	20.5	19	16-20	20.5	24.5																						
<p><b>RTA 00</b></p>																													
<p>RTA 00</p>																													
 <p><b>MB Tilter</b> COM Yardage: 1.75 Freight Class: 250 Product Weight (lbs.): 50 Cubic Feet Per Carton: 15.75</p>	 <p><b>ADJUSTMENTS</b> (1) Tilt tension (2) Pneumatic seat height (9) Chair tilt lock (5A) Center-tilt action</p>	<p>Ergonomic Features: A, B, C, M, N, S</p>	<table border="1"> <tr> <td><b>2791-4</b></td> <td>\$1279</td> <td>\$1348</td> <td>\$1400</td> <td>\$1475</td> <td>\$1585</td> <td>\$1621</td> <td>\$1718</td> <td>\$1901</td> <td>\$1987</td> <td>\$2157</td> <td>\$2386</td> <td>\$2673</td> </tr> </table>												<b>2791-4</b>	\$1279	\$1348	\$1400	\$1475	\$1585	\$1621	\$1718	\$1901	\$1987	\$2157	\$2386	\$2673		
			<b>2791-4</b>	\$1279	\$1348	\$1400	\$1475	\$1585	\$1621	\$1718	\$1901	\$1987	\$2157	\$2386	\$2673														
			<table border="1"> <thead> <tr> <th colspan="3">OVERALL DIMENSIONS</th> <th colspan="3">SEAT DIMENSIONS</th> <th colspan="2">BACK DIMENSIONS</th> </tr> <tr> <th>W</th> <th>D</th> <th>H</th> <th>W</th> <th>D</th> <th>H</th> <th>W</th> <th>H</th> </tr> </thead> <tbody> <tr> <td>26</td> <td>25.5</td> <td>36.5</td> <td>19</td> <td>19</td> <td>16-20</td> <td>19.5</td> <td>17</td> </tr> </tbody> </table>			OVERALL DIMENSIONS			SEAT DIMENSIONS			BACK DIMENSIONS		W	D	H	W	D	H	W	H	26	25.5	36.5	19	19	16-20	19.5	17
			OVERALL DIMENSIONS			SEAT DIMENSIONS			BACK DIMENSIONS																				
W	D	H	W	D	H	W	H																						
26	25.5	36.5	19	19	16-20	19.5	17																						
<p><b>RTA 00</b></p>																													
<p>RTA 00</p>																													

NOETIC™



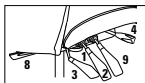
**Model 6074**  
Mesh Back Chair, Weight Sensing Synchro-tilter



**Model 6075**  
Upholstered Back Chair, Weight Sensing Synchro-tilter

MECHANISM OPTIONS:

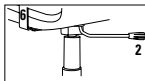
Multi-tilter mechanism



- ADJUSTMENTS**
- (1) Tilt tension
  - (2) Pneumatic seat height
  - (3) Back angle
  - (4) Seat angle
  - (8) Sliding seat depth
  - (9) Infinite position tilt lock

**Ergonomic features:**  
A, B, C, E, F, G, M, N, S

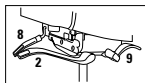
Task basic swivel mechanism



- ADJUSTMENTS**
- (2) Pneumatic seat height
  - (6) Back/lumbar height

**Ergonomic features:**  
C, M, N

Weight sensing synchro-tilter mechanism



- ADJUSTMENTS**
- Weight sensing auto tension adjustment
  - (2) Pneumatic seat height back/lumbar height
  - (8) Sliding seat depth
  - (9) Multi position tilt lock

**Ergonomic features:**  
B, C, E, L, M, N

Stitch detail on coated textile and leather upholstered seats



STANDARD FEATURES

- Noetic is a thoughtful ergonomic task chair designed to inspire each individual's best work.
- Task chairs are available with three different mechanisms: task basic swivel, multi-tilter and weight-sensing synchro-tilter. Height adjustable stools are available with task basic swivel mechanism only.
- Chairs are available in four frame colors: Black, Shadow, Cloud and Fog (see upcharges).
- Mesh back models are available with either Digital Mesh (6 colors) or Dimension Mesh (7 colors).
- Upholstered back models have a front textile (select from available approved textiles). The outer back is Dimension Mesh which coordinates with the selected frame color (BLK frame - DBK mesh; SHW frame - DGM mesh; FOG frame - DST mesh; IVC Frame - DCL Mesh).
- Task chairs with multi-tilter and weight sensing synchro-tilter mechanisms are standard with a 2.5" adjustable sliding seat depth.
- Arm and armless models are available. Models with arms are standard with fixed, P-style arms. Adjustable height arms with either (2D) arms with front/back sliding armcap or (4D) arms with front/ back/side sliding and rotating armcaps are available, see upcharges. Black and Shadow frames receive color matching arms and armcaps. Cloud frames receive color matching arms with Fog armcaps. Fog frame height adjustable arms match the frame with Shadow armcap, height control button and accent trim.
- An adjustable lumbar support is available on mesh back models, see upcharge. Lumbar adjusts up/ down and coordinates with frame finish (Black with BLK; Cloud with IVC; Shadow with SHW and FOG).
- All models are available with a color matching nylon five prong base or chrome base (with upcharge).
- Casters are available for carpet (type C82) or hard surface flooring (type C82R, see upcharge) and coordinate with base finish. Black or Shadow bases have Black casters. Cloud and Fog bases have Fog casters. Aluminum bases receive Black casters.
- Upholstery options: fabric, coated textile or leather. Coated textiles and leather seats will include perimeter stitch detail.
- To calculate pricing for mesh back models, start with the model base price and add the appropriate seat textile grade upcharge.
- For upholstered back models, two textiles (inside back and seat textiles) may be selected. For pricing, start with the model base price shown and add the appropriate grade upcharges for the inside back textile and the seat textile. The Blended Textile Matrix does not apply to this series.
- Weight capacity is 300 lbs.






OPTIONAL FEATURES






Please add option codes in the following order:






- **Model number**  
Specify model number
- **Mesh Finish** (mesh back models)  
(D50) Digital Mesh Red  
(D51) Digital Mesh Blue  
(D52) Digital Mesh Navy  
(D53) Digital Mesh Shadow  
(D54) Digital Mesh Fog  
(D55) Digital Mesh Black  
(DBK) Dimension Mesh Black  
(DST) Dimension Mesh Fog  
(DCL) Dimension Mesh Chalk  
(DGM) Dimension Mesh Shadow  
(DCH) Dimension Mesh Charcoal  
(DSD) Dimension Mesh Sand  
(DPB) Dimension Mesh Pool Blue
- **Inside back textile** (upholstered back models, outer back mesh matches frame finish). Specify textile code. See model grade upcharges.
- **Seat textile**  
Specify textile code. See model grade upcharges.
- **Frame finish**  
(BLK) Black  
(SHW) Shadow. Add \$81  
(FOG) Fog. Add \$81  
(IVC) Cloud. Add \$81
- **Arm Type** (armed models only, see notes for color matching)  
(FP) Fixed P Arm. No charge.  
(2D) Height adjustable with depth sliding armcap. Add \$50.  
(4D) Height adjustable with width, depth and rotating sliding armcap. Add \$70.
- **Base type**  
(B7) Nylon base (color matches frame).  
(A7) Polished aluminum base. Add \$177
- **Caster type**  
(C82) 2.5" casters for carpet  
(C82R) 2.5" casters for most hard surfaces. Add \$100
- **Lumbar** (mesh back models)  
(NAL) No lumbar  
(ADL) Adjustable lumbar. Add \$51
- **Moisture Barrier** (seat)  
(NB) No moisture barrier  
(MB) Moisture barrier. Add \$107


EXAMPLE NOETIC ORDER CODE:

6074	DBK	FU75	BLK	2D	B7	C82	ADL	NB
Model	Mesh Finish	Textile	Frame Finish	Arm Type	Base Type	Caster Type	Lumbar	Moisture Barrier

DESCRIPTION	MODEL#/ FEATURES	STANDARD TEXTILE GRADES											
		1/COM	2	3	4	5	6	7	8	9	10	11	12
 <p><b>Mesh Back Chair, Multi-tilter</b> COM Yardage: Seat: 0.75 Freight Class: 150 Product Weight (lbs.): 60 Cubic Feet Per Carton: 10.5</p>	<p><b>6070</b> Base Price: \$945 Seat upcharge: +0</p>												
		<b>OVERALL DIMENSIONS</b>			<b>SEAT DIMENSIONS</b>			<b>BACK DIMENSIONS</b>					
		<b>W</b>	<b>D</b>	<b>H</b>	<b>W</b>	<b>D</b>	<b>H</b>	<b>W</b>	<b>H</b>				
		26	24	41.5	20	17.5	17.5 - 21.5	16	22				
		<b>RTA 2</b> 1 per carton											
 <p><b>Armless Mesh Back Chair, Multi-tilter</b> COM Yardage: Seat: 0.75 Freight Class: 150 Product Weight (lbs.): 55 Cubic Feet Per Carton: 10.5</p>	<p><b>6070NA</b> Base Price: \$862 Seat upcharge: +0</p>												
		<b>OVERALL DIMENSIONS</b>			<b>SEAT DIMENSIONS</b>			<b>BACK DIMENSIONS</b>					
		<b>W</b>	<b>D</b>	<b>H</b>	<b>W</b>	<b>D</b>	<b>H</b>	<b>W</b>	<b>H</b>				
		20	24	41.5	20	17.5	17.5 - 21.5	16	22				
		<b>RTA 2</b> 1 per carton											
 <p><b>Upholstered Back Chair, Multi-tilter</b> COM Yardage: Back: .75 ; Seat: .75 Freight Class: 150 Product Weight (lbs.): 60 Cubic Feet Per Carton: 10.5</p>	<p><b>6071</b> Base Price: \$1132 Back upcharge: +0 Seat upcharge: +0</p>												
		<b>OVERALL DIMENSIONS</b>			<b>SEAT DIMENSIONS</b>			<b>BACK DIMENSIONS</b>					
		<b>W</b>	<b>D</b>	<b>H</b>	<b>W</b>	<b>D</b>	<b>H</b>	<b>W</b>	<b>H</b>				
		26	24	41.5	20	18.5	17.5 - 21.5	16	21				
		<b>RTA 2</b> 1 per carton											
 <p><b>Armless Upholstered Back Chair, Multi-tilter</b> COM Yardage: Back: .75 ; Seat: .75 Freight Class: 150 Product Weight (lbs.): 55 Cubic Feet Per Carton: 10.5</p>	<p><b>6071NA</b> Base Price: \$1052 Back upcharge: +0 Seat upcharge: +0</p>												
		<b>OVERALL DIMENSIONS</b>			<b>SEAT DIMENSIONS</b>			<b>BACK DIMENSIONS</b>					
		<b>W</b>	<b>D</b>	<b>H</b>	<b>W</b>	<b>D</b>	<b>H</b>	<b>W</b>	<b>H</b>				
		20	24	41.5	20	17	17.5 - 21	16	21				
		<b>RTA 2</b> 1 per carton											
 <p><b>Mesh Back Chair, Task Basic Swivel</b> COM Yardage: Seat: 0.75 Freight Class: 150 Product Weight (lbs.): 44 Cubic Feet Per Carton: 10.5</p>	<p><b>6072</b> Base Price: \$861 Seat upcharge: +0</p>												
		<b>OVERALL DIMENSIONS</b>			<b>SEAT DIMENSIONS</b>			<b>BACK DIMENSIONS</b>					
		<b>W</b>	<b>D</b>	<b>H</b>	<b>W</b>	<b>D</b>	<b>H</b>	<b>W</b>	<b>H</b>				
		26	24	41.25	20	17	16.25 - 20.25	16	21				
		<b>RTA 2</b> 1 per carton											

DESCRIPTION	MODEL#/ FEATURES	STANDARD TEXTILE GRADES											
		1/COM	2	3	4	5	6	7	8	9	10	11	12
 <p><b>Armless Mesh Back Chair, Task Basic Swivel</b> COM Yardage: Seat: 0.75 Freight Class: 250 Product Weight (lbs.): 39.5 Cubic Feet Per Carton: 10.5</p>	6072NA	Base Price:	\$782										
	Seat upcharge:	+0	\$26	\$46	\$75	\$117	\$133	\$169	\$225	\$267	\$314	\$409	\$510
	<b>OVERALL DIMENSIONS</b>			<b>SEAT DIMENSIONS</b>			<b>BACK DIMENSIONS</b>						
	W D H			W D H			W H						
	20 24 41.25			20 17 16.25 - 20.25			16 21						
			<b>RTA 2</b>			1 per carton							
 <p><b>Upholstered Back Chair, Task Basic Swivel</b> COM Yardage: Back: .75 ; Seat: .75 Freight Class: 150 Product Weight (lbs.): 44 Cubic Feet Per Carton: 10.5</p>	6073	Base Price:	\$1041										
	Back upcharge:	+0	\$26	\$46	\$75	\$117	\$133	\$169	\$225	\$267	\$314	\$409	\$510
	Seat upcharge:	+0	\$26	\$46	\$75	\$117	\$133	\$169	\$225	\$267	\$314	\$409	\$510
	<b>OVERALL DIMENSIONS</b>			<b>SEAT DIMENSIONS</b>			<b>BACK DIMENSIONS</b>						
	W D H			W D H			W H						
26 24 41.25			20 17 16.25 - 20.25			16 21							
			<b>RTA 2</b>			1 per carton							
 <p><b>Armless Upholstered Back Chair, Task Basic Swivel</b> COM Yardage: Back: .75 ; Seat: .75 Freight Class: 250 Product Weight (lbs.): 39.5 Cubic Feet Per Carton: 10.5</p>	6073NA	Base Price:	\$980										
	Back upcharge:	+0	\$26	\$46	\$75	\$117	\$133	\$169	\$225	\$267	\$314	\$409	\$510
	Seat upcharge:	+0	\$26	\$46	\$75	\$117	\$133	\$169	\$225	\$267	\$314	\$409	\$510
	<b>OVERALL DIMENSIONS</b>			<b>SEAT DIMENSIONS</b>			<b>BACK DIMENSIONS</b>						
	W D H			W D H			W H						
20 24 41.25			20 17 16.25 - 20.25			16 21							
			<b>RTA 2</b>			1 per carton							
 <p><b>Mesh Back Chair, Weight Sensing Synchro-tilter</b> COM Yardage: Seat: 0.75 Freight Class: 150 Product Weight (lbs.): 45.5 Cubic Feet Per Carton: 10.5</p>	6074	Base Price:	\$915										
	Seat upcharge:	+0	\$26	\$46	\$75	\$117	\$133	\$169	\$225	\$267	\$314	\$409	\$510
	<b>OVERALL DIMENSIONS</b>			<b>SEAT DIMENSIONS</b>			<b>BACK DIMENSIONS</b>						
	W D H			W D H			W H						
	26 24 40			20 17.5 17 - 21			16 21						
			<b>RTA 2</b>			1 per carton							
 <p><b>Armless Mesh Back Chair, Weight Sensing Synchro-tilter</b> COM Yardage: Seat: 0.75 Freight Class: 150 Product Weight (lbs.): 54 Cubic Feet Per Carton: 10.5</p>	6074NA	Base Price:	\$842										
	Seat upcharge:	+0	\$26	\$46	\$75	\$117	\$133	\$169	\$225	\$267	\$314	\$409	\$510
	<b>OVERALL DIMENSIONS</b>			<b>SEAT DIMENSIONS</b>			<b>BACK DIMENSIONS</b>						
	W D H			W D H			W H						
	20 24 40			20 17.5 17 - 21			16 21						
			<b>RTA 2</b>			1 per carton							

DESCRIPTION	MODEL#/ FEATURES	STANDARD TEXTILE GRADES											
		1/COM	2	3	4	5	6	7	8	9	10	11	12
 <p><b>Upholstered Back Chair, Weight Sensing Synchro-tilter</b> COM Yardage: Back: .75 ; Seat: .75 Freight Class: 150 Product Weight (lbs.): 44.5 Cubic Feet Per Carton: 10.5</p>	<b>6075</b>	Base Price:	\$1096										
		Back upcharge:	+0	\$26	\$46	\$75	\$117	\$133	\$169	\$225	\$267	\$314	\$409
	Seat upcharge:	+0	\$26	\$46	\$75	\$117	\$133	\$169	\$225	\$267	\$314	\$409	\$510
	<b>OVERALL DIMENSIONS</b>			<b>SEAT DIMENSIONS</b>			<b>BACK DIMENSIONS</b>						
	W D H			W D H			W H						
	26 24 40			20 17.5 17 - 21			16 21						
			<b>RTA 2</b>			1 per carton							
 <p><b>Armless Upholstered Back Chair, Weight Sensing Synchro-tilter</b> COM Yardage: Back: .75 ; Seat: .75 Freight Class: 150 Product Weight (lbs.): 54 Cubic Feet Per Carton: 10.5</p>	<b>6075NA</b>	Base Price:	\$1039										
		Back upcharge:	+0	\$26	\$46	\$75	\$117	\$133	\$169	\$225	\$267	\$314	\$409
	Seat upcharge:	+0	\$26	\$46	\$75	\$117	\$133	\$169	\$225	\$267	\$314	\$409	\$510
	<b>OVERALL DIMENSIONS</b>			<b>SEAT DIMENSIONS</b>			<b>BACK DIMENSIONS</b>						
	W D H			W D H			W H						
	20 24 40			20 17.5 17 - 21			16 21						
			<b>RTA 2</b>			1 per carton							
 <p><b>Mesh Back Height Adjustable Stool</b> COM Yardage: Seat: 0.75 Freight Class: 150 Product Weight (lbs.): 49 Cubic Feet Per Carton: 10.5</p>	<b>6076</b>	Base Price:	\$1041										
		Seat upcharge:	+0	\$26	\$46	\$75	\$117	\$133	\$169	\$225	\$267	\$314	\$409
	<b>OVERALL DIMENSIONS</b>			<b>SEAT DIMENSIONS</b>			<b>BACK DIMENSIONS</b>						
	W D H			W D H			W H						
	26 24 51			20 17.5 25 - 35			16 21						
				<b>RTA 2</b>			1 per carton						
 <p><b>Armless Mesh Back Height Adjustable stool</b> COM Yardage: Seat: 0.75 Freight Class: 150 Product Weight (lbs.): 45 Cubic Feet Per Carton: 10.5</p>	<b>6076NA</b>	Base Price:	\$947										
		Seat upcharge:	+0	\$26	\$46	\$75	\$117	\$133	\$169	\$225	\$267	\$314	\$409
	<b>OVERALL DIMENSIONS</b>			<b>SEAT DIMENSIONS</b>			<b>BACK DIMENSIONS</b>						
	W D H			W D H			W H						
	20 24 51			20 17.5 25 - 35			16 21						
				<b>RTA 2</b>			1 per carton						
 <p><b>Upholstered Back Height Adjustable Stool</b> COM Yardage: Back: .75 ; Seat: .75 Freight Class: 150 Product Weight (lbs.): 49.5 Cubic Feet Per Carton: 10.5</p>	<b>6077</b>	Base Price:	\$1221										
		Back upcharge:	+0	\$26	\$46	\$75	\$117	\$133	\$169	\$225	\$267	\$314	\$409
	Seat upcharge:	+0	\$26	\$46	\$75	\$117	\$133	\$169	\$225	\$267	\$314	\$409	\$510
	<b>OVERALL DIMENSIONS</b>			<b>SEAT DIMENSIONS</b>			<b>BACK DIMENSIONS</b>						
	W D H			W D H			W H						
	26 24 51			20 17 25 - 35			16 21						
			<b>RTA 2</b>			1 per carton							

DESCRIPTION	MODEL#/ FEATURES	STANDARD TEXTILE GRADES											
		1/COM	2	3	4	5	6	7	8	9	10	11	12
 <p><b>Armless Upholstered Back Height Adjustable Stool</b>                      COM Yardage: Back: .75 ; Seat: .75                      Freight Class: 150                      Product Weight (lbs.): 46                      Cubic Feet Per Carton: 10.5</p>	<b>6077NA</b>	Base Price:	\$1138										
	Back upcharge:	<b>+0</b>	<b>\$26</b>	<b>\$46</b>	<b>\$75</b>	<b>\$117</b>	<b>\$133</b>	<b>\$169</b>	<b>\$225</b>	<b>\$267</b>	<b>\$314</b>	<b>\$409</b>	<b>\$510</b>
	Seat upcharge:	<b>+0</b>	<b>\$26</b>	<b>\$46</b>	<b>\$75</b>	<b>\$117</b>	<b>\$133</b>	<b>\$169</b>	<b>\$225</b>	<b>\$267</b>	<b>\$314</b>	<b>\$409</b>	<b>\$510</b>
	<b>OVERALL DIMENSIONS</b>			<b>SEAT DIMENSIONS</b>			<b>BACK DIMENSIONS</b>						
	<b>W</b>	<b>D</b>	<b>H</b>	<b>W</b>	<b>D</b>	<b>H</b>	<b>W</b>	<b>H</b>					
20	24	51	20	17	25 - 35	16	21						
			<b>RTA 2</b>		1 per carton								

## NOVELLO

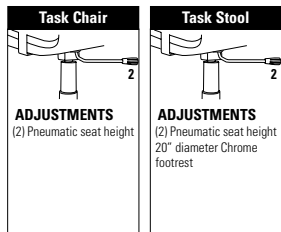


Novello is offered in three frame finishes: Black, Fog and Ivory Cloud.



Model 6402PB

### STANDARD MECHANISMS



Ergonomic Features:  
C, M

Ergonomic Features:  
C, M

### STANDARD FEATURES

- A revolutionary new task chair that can go anywhere - it requires no adjustments and provides exceptional comfort for any size user.
- Novello features a special polymer shell that flexes, allowing the seat to glide smoothly on a concealed track system. It is strong and durable, with clean lines and offers effective support.
- Chairs are molded with one-piece flexible shells; available in Black (BK), Fog (FG) or Cloud (IC). Black is the base list price.
- Chairs with Black shells are standard with five prong, injection molded, fiberglass reinforced nylon Black base (B5) with (C82) dual wheel carpet casters.
- Chairs with Fog or Cloud shells are standard with a five prong, polished cast aluminum base with Black accents (BA) and black (C82) dual wheel carpet casters.
- Fog and Cloud chairs and Black models with an aluminum base come with a chrome gas cylinder.
- All models with arms are standard with Black armcaps.
- Standard with Global's high quality Soft Descent™ pneumatic lift which slowly and gently lowers the seat height of the chair making it easy to obtain the exact seat height you desire.
- Check textile availability prior to specifying upholstery material.
- Pedestal base models are offered on with Tilter mechanisms only. These models provide fixed location seating for use in auditoriums, classrooms, jury boxes, public venues and more. The base must be mounted to the floor (mounting hardware not included). See Pedestal Base Installation Guide for details.

### OPTIONAL FEATURES

- There are no arm options for this series.
- For Additional caster options, please refer to the Arm and Caster section.
- Optional casters may be priced higher than the standard casters for your chair and the difference will be charged. Lower priced optional casters will not be credited.
- Please refer to "Cylinder Selection" section of the price book for additional cylinder options.
- Pedestal Base models have black bases with 2" height adjust cylinders. Specify (SCC) swivel, auto return to max height (no upcharge); (SN) non-swivel, auto return to max height (Add \$23); or (SC) swivel, self-centering and return to max height (Add \$35).


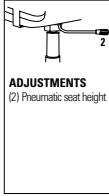

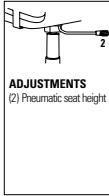



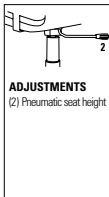

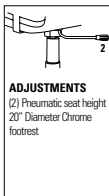
### OPTION CODES


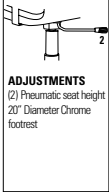

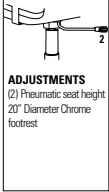

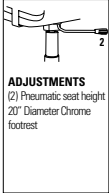
Please Add option codes in the following order:


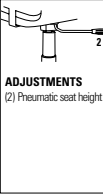




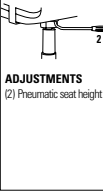



- **Model Number**
  - 6400 Chair with arms
  - 6401 Chair, armless
  - 6402 Chair with arms, fully upholstered
  - 6403 Chair, armless, fully upholstered
  - 6410 Stool with arms
  - 6411 Stool, armless
  - 6412 Stool with arms, fully upholstered
  - 6413 Stool, armless, fully upholstered
- **Fabric**  
Specify fabric code
- **Shell/arm color**
  - (BK) Black shell ..... **No Upcharge**
  - (FG) Fog shell ..... **Add \$36**
  - (IC) Cloud shell ..... **Add \$36**
- **Armcaps (No Upcharge)**
  - (BP) Black self-skinned urethane.
  - (FP) Fog self-skinned urethane.
  - (CP) Cloud self-skinned urethane.
- **Base**
  - (BB5) Black nylon base ..... **No Upcharge**
  - (FB5) Fog nylon base ..... **Add \$50**
  - (CB5) Cloud nylon base ..... **Add \$50**
  - (BBA) Polished aluminum w/Black accent ..... **Add \$81**
  - (FBA) Polished aluminum w/Fog accent ..... **Add \$81**
  - (CBA) Polished aluminum w/Cloud accent ..... **Add \$81**
- **Adjustable Footring (stool models)**
  - (R3) Black footring ..... **No Upcharge**
- **Casters**
  - (C82) Black dual wheel carpet casters ..... **No Upcharge**
  - (C82R) Black dual wheel hard floor casters ..... **Add \$104**
  - (C82F) Fog dual wheel carpet casters ..... **No Upcharge**
  - (C82FR) Fog dual wheel hard floor casters ..... **Add \$104**
- **Seat foam**
  - (SF) Standard foam ..... **No Upcharge**
  - (PF) Extra plush cushion ..... **No Upcharge**
- **Chair Assembly**
  - (SU) Assembled in Box ..... **\$81**
- **Cylinder (for Pedestal Base)**
  - (SH) Swivel, auto return turn to max height
  - (SN) Non-swivel, auto return turn to max height. **Add \$23**
  - (SC) Swivel, self-centering and return to max height. **Add \$35**

### EXAMPLE OF ORDER CODE:

6400BK	WA50	EG	BK	AL	R3	C9R	SU
Model Number	Fabric	Shell/Arms	Armcaps	Base	Footring	Casters	Chair Assembly

DESCRIPTION	FEATURES	MODEL#	STANDARD TEXTILE GRADES											
			1	2	3	4	5	6	7	8	9	10	11	12
 <p><b>Task Chair w/Arms</b> COM Yardage: 0.75 Freight Class: 150 Product Weight (lbs.): 40 Cubic Feet Per Carton: 8.25</p>	 <p><b>ADJUSTMENTS</b> (2) Pneumatic seat height</p>	<b>6400</b>	1060	1096	1122	1158	1210	1228	1277	1363	1405	1487	1595	1734
			<b>OVERALL DIMENSIONS</b>			<b>SEAT DIMENSIONS</b>			<b>BACK DIMENSIONS</b>					
			<b>W</b>	<b>D</b>	<b>H</b>	<b>W</b>	<b>D</b>	<b>H</b>	<b>W</b>	<b>H</b>		<b>W</b>	<b>H</b>	
			25	22	36	18.5	18	16.5-21.5	20.5	18.5				
			<b>RTA 2</b>	<b>FedEx</b>	<b>ups</b>									
 <p><b>Armless Task Chair</b> COM Yardage: 0.75 Freight Class: 150 Product Weight (lbs.): 35 Cubic Feet Per Carton: 6.75</p>	 <p><b>ADJUSTMENTS</b> (2) Pneumatic seat height</p>	<b>6401</b>	959	995	1019	1053	1104	1127	1176	1248	1304	1368	1495	1635
			<b>OVERALL DIMENSIONS</b>			<b>SEAT DIMENSIONS</b>			<b>BACK DIMENSIONS</b>					
			<b>W</b>	<b>D</b>	<b>H</b>	<b>W</b>	<b>D</b>	<b>H</b>	<b>W</b>	<b>H</b>		<b>W</b>	<b>H</b>	
			21.5	22	36	18.5	18	16.5-21.5	20.5	18.5				
			<b>RTA 2</b>	<b>FedEx</b>	<b>ups</b>									
 <p><b>Task Chair w/Arms</b> COM Yardage: 0.75 Freight Class: 150 Product Weight (lbs.): 40 Cubic Feet Per Carton: 8.25</p>	 <p><b>ADJUSTMENTS</b> (2) Pneumatic seat height</p>	<b>6402</b>	1145	1180	1205	1239	1290	1313	1362	1434	1490	1554	1681	1821
			<b>OVERALL DIMENSIONS</b>			<b>SEAT DIMENSIONS</b>			<b>BACK DIMENSIONS</b>					
			<b>W</b>	<b>D</b>	<b>H</b>	<b>W</b>	<b>D</b>	<b>H</b>	<b>W</b>	<b>H</b>		<b>W</b>	<b>H</b>	
			25	22	36	18.5	17.5	16.5-21.5	20.5	18.5				
			<b>RTA 2</b>	<b>FedEx</b>	<b>ups</b>									
 <p><b>Armless Task Chair</b> COM Yardage: 0.75 Freight Class: 150 Product Weight (lbs.): 37 Cubic Feet Per Carton: 6.75</p>	 <p><b>ADJUSTMENTS</b> (2) Pneumatic seat height</p>	<b>6403</b>	1053	1090	1115	1148	1199	1222	1271	1343	1400	1463	1592	1730
			<b>OVERALL DIMENSIONS</b>			<b>SEAT DIMENSIONS</b>			<b>BACK DIMENSIONS</b>					
			<b>W</b>	<b>D</b>	<b>H</b>	<b>W</b>	<b>D</b>	<b>H</b>	<b>W</b>	<b>H</b>		<b>W</b>	<b>H</b>	
			21.5	22	36	18.5	17.5	16.5-21.5	20.5	18.5				
			<b>RTA 2</b>	<b>FedEx</b>	<b>ups</b>									
 <p><b>Task Stool w/Arms</b> COM Yardage: 0.75 Freight Class: 150 Product Weight (lbs.): 44 Cubic Feet Per Carton: 8.25</p>	 <p><b>ADJUSTMENTS</b> (2) Pneumatic seat height 20" Diameter Chrome footrest</p>	<b>6410</b>	1217	1254	1279	1312	1363	1386	1435	1507	1564	1627	1756	1894
			<b>OVERALL DIMENSIONS</b>			<b>SEAT DIMENSIONS</b>			<b>BACK DIMENSIONS</b>					
			<b>W</b>	<b>D</b>	<b>H</b>	<b>W</b>	<b>D</b>	<b>H</b>	<b>W</b>	<b>H</b>		<b>W</b>	<b>H</b>	
			25	22	46	18.5	18	24-34	20.5	18.5				
			<b>RTA 2</b>	<b>FedEx</b>	<b>ups</b>									

DESCRIPTION	FEATURES	MODEL#	STANDARD TEXTILE GRADES												
			1	2	3	4	5	6	7	8	9	10	11	12	
 <p><b>Armless Task Stool</b> COM Yardage: 0.75 Freight Class: 150 Product Weight (lbs.): 39 Cubic Feet Per Carton: 8.25</p>	 <p><b>ADJUSTMENTS</b> (2) Pneumatic seat height 20" Diameter Chrome footrest</p> <p>Upholstered seat/ Polypropylene back</p> <p>Ergonomic Features: C, M</p>	<b>6411</b>	1115	1151	1175	1209	1260	1283	1332	1404	1460	1524	1651	1791	
		<b>OVERALL DIMENSIONS</b>			<b>SEAT DIMENSIONS</b>			<b>BACK DIMENSIONS</b>							
		<b>W</b>	<b>D</b>	<b>H</b>	<b>W</b>	<b>D</b>	<b>H</b>	<b>W</b>	<b>H</b>						
		25	21.5	46	18.5	17.5	24-34	20.5	18.5						
			<b>RTA 2</b>	<b>FedEx</b>		<b>ups</b>									
 <p><b>Task Stool w/Arms</b> COM Yardage: 0.75 Freight Class: 150 Product Weight (lbs.): 46 Cubic Feet Per Carton: 8.25</p>	 <p><b>ADJUSTMENTS</b> (2) Pneumatic seat height 20" Diameter Chrome footrest</p> <p>Upholstered seat &amp; back</p> <p>Ergonomic Features: C, M</p>	<b>6412</b>	1302	1338	1364	1400	1452	1470	1519	1605	1644	1728	1837	1976	
		<b>OVERALL DIMENSIONS</b>			<b>SEAT DIMENSIONS</b>			<b>BACK DIMENSIONS</b>							
		<b>W</b>	<b>D</b>	<b>H</b>	<b>W</b>	<b>D</b>	<b>H</b>	<b>W</b>	<b>H</b>						
		25	22	46	18.5	18	24-34	20.5	18.5						
			<b>RTA 2</b>	<b>FedEx</b>		<b>ups</b>									
 <p><b>Armless Task Stool</b> COM Yardage: 0.75 Freight Class: 150 Product Weight (lbs.): 39 Cubic Feet Per Carton: 8.25</p>	 <p><b>ADJUSTMENTS</b> (2) Pneumatic seat height 20" Diameter Chrome footrest</p> <p>Upholstered seat &amp; back</p> <p>Ergonomic Features: C, M</p>	<b>6413</b>	1201	1237	1261	1295	1346	1369	1418	1490	1546	1610	1737	1877	
		<b>OVERALL DIMENSIONS</b>			<b>SEAT DIMENSIONS</b>			<b>BACK DIMENSIONS</b>							
		<b>W</b>	<b>D</b>	<b>H</b>	<b>W</b>	<b>D</b>	<b>H</b>	<b>W</b>	<b>H</b>						
		25	21.5	46	18.5	18	24-34	20.5	18.5						
			<b>RTA 2</b>	<b>FedEx</b>		<b>ups</b>									

DESCRIPTION	FEATURES	MODEL#	STANDARD TEXTILE GRADES													
			1	2	3	4	5	6	7	8	9	10	11	12		
 <p><b>Task Chair w/Arms with Pedestal Base</b>                      COM Yardage: 0.75                      Freight Class: 150                      Product Weight (lbs.): 44                      Cubic Feet Per Carton: 8.25</p>	 <p><b>ADJUSTMENTS</b>                      (2) Pneumatic seat height</p>	<b>6402PB</b>	1390	1418	1440	1470	1515	1535	1575	1638	1687	1742	1853	1972		
			<b>OVERALL DIMENSIONS</b>			<b>SEAT DIMENSIONS</b>			<b>BACK DIMENSIONS</b>							
			<b>W</b>	<b>D</b>	<b>H</b>	<b>W</b>	<b>D</b>	<b>H</b>	<b>W</b>	<b>H</b>						
			25	22	34	18.5	17.5	16.5-21.5	20.5	18.5						
			Ergonomic Features: C, M			  										
 <p><b>Armless Task Chair</b>                      COM Yardage: 0.75                      Freight Class: 125                      Product Weight (lbs.): 41                      Cubic Feet Per Carton: 6.75</p>	 <p><b>ADJUSTMENTS</b>                      (2) Pneumatic seat height</p>	<b>6403PB</b>	1298	1326	1348	1379	1423	1444	1485	1547	1596	1651	1764	1882		
			<b>OVERALL DIMENSIONS</b>			<b>SEAT DIMENSIONS</b>			<b>BACK DIMENSIONS</b>							
			<b>W</b>	<b>D</b>	<b>H</b>	<b>W</b>	<b>D</b>	<b>H</b>	<b>W</b>	<b>H</b>						
			21.5	22	34	18.5	17.5	16.5-21.5	20.5	18.5						
			Ergonomic Features: C, M			  										

OBUSFORME® COMFORT



model 1240-3



model 1241-3



**Memory Foam**  
Available, use code "MF" and Add \$124.



model 1261-3


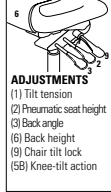

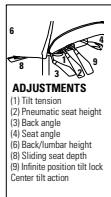

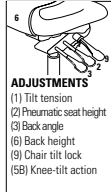
STANDARD FEATURES

- ObusForme Comfort is recommended by chiropractors worldwide.
- Features a new elastomeric back support system that provides impressive, comfortable support with no pressure points along the spine.
- Height, width and depth adjustable (**G3**) arms with self-skinned urethane (SSU) arm pads. Armcaps articulate inwards 30°
- Five prong, injection molded, fiberglass reinforced nylon Black spider base with dual wheel carpet casters (**C65**).
- Standard seat foam is a dual cushion with a soft top layer and a firmly supportive lower layer.
- Side activated sliding seat depth adjustment is standard on multi-tilters.
- Schukra™ depth adjustable lumbar support for personalized back support and comfort is standard on select models.
- Vari-Width (**WA**) width adjustable arm extensions are standard when chair is ordered with adjustable arms. Allows the arms to move away from the seat by 2" on each side to allow space if desired for broader hip widths.
- All models are shipped partially KD.
- Check textile availability prior to specifying upholstery material.


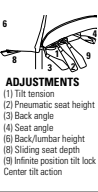













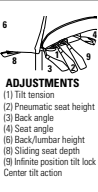


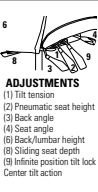


- "P" petite seat models have a seat that is 0.75" shallower and 1.5" narrower than the standard seat.
- Petite seats have the same list prices as standard models.

OPTIONAL FEATURES

- Optional Memory Foam (**MF**) seats are available. This slow release foam molds to your contour and evenly distributes body weight. Please specify. Add \$124.
- An optional Polished Aluminum base with scuff resistant tips is available. Please specify (**ALU**). Add \$177
- Please refer to the "Casters Selection" section of the price book for caster options. Optional casters may be priced higher than the standard casters for your chair and the difference will be charged. Lower priced optional casters will not be credited.
- Please refer to "Cylinder Selection" section of the price book for additional cylinder options.
- Please specify **C65R** for hard surface flooring. Add \$78
- For fully assembled in box, please **SU**. Add \$81.

DESCRIPTION	FEATURES	MODEL#	STANDARD TEXTILE GRADES																																					
			1	2	3	4	5	6	7	8	9	10	11	12																										
 <p><b>HB Knee - Tilter</b> COM Yardage: 2.25 Freight Class: 125 Product Weight (lbs.): 67 Cubic Feet Per Carton: 11</p>	 <p><b>ADJUSTMENTS</b> (1) Tilt tension (2) Pneumatic seat height (3) Back angle (6) Back height (9) Chair tilt lock (5B) Knee-tilt action</p>	<p>Ergonomic Features: A, B, C, D, E, G, H, J, M, N, Q, R, U</p>	<table border="1"> <thead> <tr> <th>MODEL#</th> <th>1</th><th>2</th><th>3</th><th>4</th><th>5</th><th>6</th><th>7</th><th>8</th><th>9</th><th>10</th><th>11</th><th>12</th> </tr> </thead> <tbody> <tr> <td>1240-2</td> <td>\$1527</td><td>\$1625</td><td>\$1698</td><td>\$1808</td><td>\$1966</td><td>\$2024</td><td>\$2163</td><td>\$2426</td><td>\$2551</td><td>\$2795</td><td>\$3128</td><td>\$3540</td> </tr> </tbody> </table>												MODEL#	1	2	3	4	5	6	7	8	9	10	11	12	1240-2	\$1527	\$1625	\$1698	\$1808	\$1966	\$2024	\$2163	\$2426	\$2551	\$2795	\$3128	\$3540
			MODEL#	1	2	3	4	5	6	7	8	9	10	11	12																									
			1240-2	\$1527	\$1625	\$1698	\$1808	\$1966	\$2024	\$2163	\$2426	\$2551	\$2795	\$3128	\$3540																									
			<b>OVERALL DIMENSIONS</b>			<b>SEAT DIMENSIONS</b>			<b>BACK DIMENSIONS</b>																															
<b>W</b>	<b>D</b>	<b>H</b>	<b>W</b>	<b>D</b>	<b>H</b>	<b>W</b>	<b>H</b>																																	
26	25	48.5	21	17.5-20	16.5-20.5	19	27.5																																	
			<p>RTA 2      FedEx      UPS</p>																																					
 <p><b>HB Multi - Tilter</b> COM Yardage: 2.25 Freight Class: 125 Product Weight (lbs.): 69 Cubic Feet Per Carton: 11</p>	 <p><b>ADJUSTMENTS</b> (1) Tilt tension (2) Pneumatic seat height (3) Back angle (4) Seat angle (6) Back/lumbar height (8) Sliding seat depth (9) Infinite position tilt lock Center tilt action</p>	<p>Ergonomic Features: A, B, C, D, E, F, G, H, M, N, Q, R, S, U</p>	<table border="1"> <thead> <tr> <th>MODEL#</th> <th>1</th><th>2</th><th>3</th><th>4</th><th>5</th><th>6</th><th>7</th><th>8</th><th>9</th><th>10</th><th>11</th><th>12</th> </tr> </thead> <tbody> <tr> <td>1240-3</td> <td>\$1304</td><td>\$1402</td><td>\$1475</td><td>\$1585</td><td>\$1743</td><td>\$1801</td><td>\$1940</td><td>\$2203</td><td>\$2328</td><td>\$2572</td><td>\$2905</td><td>\$3317</td> </tr> </tbody> </table>												MODEL#	1	2	3	4	5	6	7	8	9	10	11	12	1240-3	\$1304	\$1402	\$1475	\$1585	\$1743	\$1801	\$1940	\$2203	\$2328	\$2572	\$2905	\$3317
			MODEL#	1	2	3	4	5	6	7	8	9	10	11	12																									
			1240-3	\$1304	\$1402	\$1475	\$1585	\$1743	\$1801	\$1940	\$2203	\$2328	\$2572	\$2905	\$3317																									
			<b>OVERALL DIMENSIONS</b>			<b>SEAT DIMENSIONS</b>			<b>BACK DIMENSIONS</b>																															
<b>W</b>	<b>D</b>	<b>H</b>	<b>W</b>	<b>D</b>	<b>H</b>	<b>W</b>	<b>H</b>																																	
26	25	48	21	17.5-20	16-20	19	27																																	
			<p>RTA 2      FedEx      UPS</p>																																					
 <p><b>MB Knee - Tilter</b> COM Yardage: 2 Freight Class: 125 Product Weight (lbs.): 67 Cubic Feet Per Carton: 10.5</p>	 <p><b>ADJUSTMENTS</b> (1) Tilt tension (2) Pneumatic seat height (3) Back angle (6) Back height (9) Chair tilt lock (5B) Knee-tilt action</p>	<p>Ergonomic Features: A, B, C, D, E, G, H, J, M, N, Q, R, U</p>	<table border="1"> <thead> <tr> <th>MODEL#</th> <th>1</th><th>2</th><th>3</th><th>4</th><th>5</th><th>6</th><th>7</th><th>8</th><th>9</th><th>10</th><th>11</th><th>12</th> </tr> </thead> <tbody> <tr> <td>1241-2</td> <td>\$1463</td><td>\$1547</td><td>\$1615</td><td>\$1712</td><td>\$1853</td><td>\$1903</td><td>\$2025</td><td>\$2259</td><td>\$2372</td><td>\$2587</td><td>\$2881</td><td>\$3251</td> </tr> </tbody> </table>												MODEL#	1	2	3	4	5	6	7	8	9	10	11	12	1241-2	\$1463	\$1547	\$1615	\$1712	\$1853	\$1903	\$2025	\$2259	\$2372	\$2587	\$2881	\$3251
			MODEL#	1	2	3	4	5	6	7	8	9	10	11	12																									
			1241-2	\$1463	\$1547	\$1615	\$1712	\$1853	\$1903	\$2025	\$2259	\$2372	\$2587	\$2881	\$3251																									
			<b>OVERALL DIMENSIONS</b>			<b>SEAT DIMENSIONS</b>			<b>BACK DIMENSIONS</b>																															
<b>W</b>	<b>D</b>	<b>H</b>	<b>W</b>	<b>D</b>	<b>H</b>	<b>W</b>	<b>H</b>																																	
26	25	44.5	21	17.5-20	16.5-20.5	19.5	22-27.5																																	
			<p>RTA 2      FedEx      UPS</p>																																					



DESCRIPTION	FEATURES	MODEL#	STANDARD TEXTILE GRADES																																													
			1	2	3	4	5	6	7	8	9	10	11	12																																		
 <p><b>MB Multi -Tilter</b> COM Yardage: 2 Freight Class: 125 Product Weight (lbs.): 67 Cubic Feet Per Carton: 10.5</p>	 <p><b>ADJUSTMENTS</b> (1) Tilt tension (2) Pneumatic seat height (3) Back angle (4) Seat angle (5) Back/lumbar height (6) Sliding seat depth (7) Infinite position tilt lock Center tilt action</p>	<p>Ergonomic Features: A, B, C, D, E, F, G, H, M, N, Q, R, S, U</p>	<table border="1"> <tr> <td><b>1241-3</b></td> <td>\$1239</td> <td>\$1323</td> <td>\$1391</td> <td>\$1488</td> <td>\$1629</td> <td>\$1679</td> <td>\$1801</td> <td>\$2035</td> <td>\$2148</td> <td>\$2363</td> <td>\$2657</td> <td>\$3027</td> </tr> </table>												<b>1241-3</b>	\$1239	\$1323	\$1391	\$1488	\$1629	\$1679	\$1801	\$2035	\$2148	\$2363	\$2657	\$3027																					
			<b>1241-3</b>	\$1239	\$1323	\$1391	\$1488	\$1629	\$1679	\$1801	\$2035	\$2148	\$2363	\$2657	\$3027																																	
			<table border="1"> <tr> <th colspan="3">OVERALL DIMENSIONS</th> <th colspan="3">SEAT DIMENSIONS</th> <th colspan="2">BACK DIMENSIONS</th> </tr> <tr> <th>W</th> <th>D</th> <th>H</th> <th>W</th> <th>D</th> <th>H</th> <th>W</th> <th>H</th> </tr> <tr> <td>26</td> <td>25</td> <td>44</td> <td>21</td> <td>17.5-20</td> <td>16-20</td> <td>19.5</td> <td>22</td> </tr> </table>			OVERALL DIMENSIONS			SEAT DIMENSIONS			BACK DIMENSIONS		W	D	H	W	D	H	W	H	26	25	44	21	17.5-20	16-20	19.5	22	<p>RTA 2</p>  																		
			OVERALL DIMENSIONS			SEAT DIMENSIONS			BACK DIMENSIONS																																							
W	D	H	W	D	H	W	H																																									
26	25	44	21	17.5-20	16-20	19.5	22																																									
<table border="1"> <tr> <th colspan="12">STANDARD TEXTILE GRADES</th> </tr> <tr> <th>1</th> <th>2</th> <th>3</th> <th>4</th> <th>5</th> <th>6</th> <th>7</th> <th>8</th> <th>9</th> <th>10</th> <th>11</th> <th>12</th> </tr> <tr> <td><b>1246</b></td> <td>\$798</td> <td>\$871</td> <td>\$925</td> <td>\$1005</td> <td>\$1120</td> <td>\$1159</td> <td>\$1261</td> <td>\$1449</td> <td>\$1543</td> <td>\$1721</td> <td>\$1961</td> <td>\$2261</td> </tr> </table>												STANDARD TEXTILE GRADES												1	2	3	4	5	6	7	8	9	10	11	12	<b>1246</b>	\$798	\$871	\$925	\$1005	\$1120	\$1159	\$1261	\$1449	\$1543	\$1721	\$1961	\$2261
STANDARD TEXTILE GRADES																																																
1	2	3	4	5	6	7	8	9	10	11	12																																					
<b>1246</b>	\$798	\$871	\$925	\$1005	\$1120	\$1159	\$1261	\$1449	\$1543	\$1721	\$1961	\$2261																																				
<p>Ergonomic Features: M, N</p>			<p>RTA 2</p>  																																													
 <p><b>Armless chair - Sled Base</b> COM Yardage: 1.75 Freight Class: 250 Product Weight (lbs.): 35 Cubic Feet Per Carton: 10</p>	<p>Ergonomic Features: M, N</p>	<table border="1"> <tr> <td><b>1247</b></td> <td>\$1050</td> <td>\$1123</td> <td>\$1177</td> <td>\$1258</td> <td>\$1372</td> <td>\$1412</td> <td>\$1513</td> <td>\$1704</td> <td>\$1795</td> <td>\$1974</td> <td>\$2214</td> <td>\$2511</td> </tr> </table>												<b>1247</b>	\$1050	\$1123	\$1177	\$1258	\$1372	\$1412	\$1513	\$1704	\$1795	\$1974	\$2214	\$2511																						
		<b>1247</b>	\$1050	\$1123	\$1177	\$1258	\$1372	\$1412	\$1513	\$1704	\$1795	\$1974	\$2214	\$2511																																		
		<table border="1"> <tr> <th colspan="3">OVERALL DIMENSIONS</th> <th colspan="3">SEAT DIMENSIONS</th> <th colspan="2">BACK DIMENSIONS</th> </tr> <tr> <th>W</th> <th>D</th> <th>H</th> <th>W</th> <th>D</th> <th>H</th> <th>W</th> <th>H</th> </tr> <tr> <td>21</td> <td>24</td> <td>38</td> <td>21</td> <td>18</td> <td>18</td> <td>20</td> <td>20.5</td> </tr> </table>			OVERALL DIMENSIONS			SEAT DIMENSIONS			BACK DIMENSIONS		W	D	H	W	D	H	W	H	21	24	38	21	18	18	20	20.5	<p>RTA 2</p>  																			
		OVERALL DIMENSIONS			SEAT DIMENSIONS			BACK DIMENSIONS																																								
W	D	H	W	D	H	W	H																																									
21	24	38	21	18	18	20	20.5																																									
<table border="1"> <tr> <th colspan="12">STANDARD TEXTILE GRADES</th> </tr> <tr> <th>1</th> <th>2</th> <th>3</th> <th>4</th> <th>5</th> <th>6</th> <th>7</th> <th>8</th> <th>9</th> <th>10</th> <th>11</th> <th>12</th> </tr> <tr> <td><b>1247</b></td> <td>\$1050</td> <td>\$1123</td> <td>\$1177</td> <td>\$1258</td> <td>\$1372</td> <td>\$1412</td> <td>\$1513</td> <td>\$1704</td> <td>\$1795</td> <td>\$1974</td> <td>\$2214</td> <td>\$2511</td> </tr> </table>												STANDARD TEXTILE GRADES												1	2	3	4	5	6	7	8	9	10	11	12	<b>1247</b>	\$1050	\$1123	\$1177	\$1258	\$1372	\$1412	\$1513	\$1704	\$1795	\$1974	\$2214	\$2511
STANDARD TEXTILE GRADES																																																
1	2	3	4	5	6	7	8	9	10	11	12																																					
<b>1247</b>	\$1050	\$1123	\$1177	\$1258	\$1372	\$1412	\$1513	\$1704	\$1795	\$1974	\$2214	\$2511																																				
<p>Ergonomic Features: M, N</p>			<p>RTA 2</p>  																																													
 <p><b>HB Multi -Tilter w/Schukra</b> COM Yardage: 2.25 Freight Class: 125 Product Weight (lbs.): 69 Cubic Feet Per Carton: 11</p>	 <p><b>ADJUSTMENTS</b> (1) Tilt tension (2) Pneumatic seat height (3) Back angle (4) Seat angle (5) Back/lumbar height (6) Sliding seat depth (7) Infinite position tilt lock Center tilt action</p>	<p>Ergonomic Features: A, B, C, D, E, F, G, H, M, N, Q, R, S, U, V</p>	<table border="1"> <tr> <td><b>1260-3</b></td> <td>\$1476</td> <td>\$1574</td> <td>\$1647</td> <td>\$1757</td> <td>\$1915</td> <td>\$1973</td> <td>\$2112</td> <td>\$2375</td> <td>\$2500</td> <td>\$2744</td> <td>\$3077</td> <td>\$3489</td> </tr> </table>												<b>1260-3</b>	\$1476	\$1574	\$1647	\$1757	\$1915	\$1973	\$2112	\$2375	\$2500	\$2744	\$3077	\$3489																					
			<b>1260-3</b>	\$1476	\$1574	\$1647	\$1757	\$1915	\$1973	\$2112	\$2375	\$2500	\$2744	\$3077	\$3489																																	
			<table border="1"> <tr> <th colspan="3">OVERALL DIMENSIONS</th> <th colspan="3">SEAT DIMENSIONS</th> <th colspan="2">BACK DIMENSIONS</th> </tr> <tr> <th>W</th> <th>D</th> <th>H</th> <th>W</th> <th>D</th> <th>H</th> <th>W</th> <th>H</th> </tr> <tr> <td>26</td> <td>25</td> <td>48</td> <td>21</td> <td>17.5-20</td> <td>16-20</td> <td>19.5</td> <td>27-32.25</td> </tr> </table>			OVERALL DIMENSIONS			SEAT DIMENSIONS			BACK DIMENSIONS		W	D	H	W	D	H	W	H	26	25	48	21	17.5-20	16-20	19.5	27-32.25	<p>RTA 2</p>  																		
			OVERALL DIMENSIONS			SEAT DIMENSIONS			BACK DIMENSIONS																																							
W	D	H	W	D	H	W	H																																									
26	25	48	21	17.5-20	16-20	19.5	27-32.25																																									
<table border="1"> <tr> <th colspan="12">STANDARD TEXTILE GRADES</th> </tr> <tr> <th>1</th> <th>2</th> <th>3</th> <th>4</th> <th>5</th> <th>6</th> <th>7</th> <th>8</th> <th>9</th> <th>10</th> <th>11</th> <th>12</th> </tr> <tr> <td><b>1261-3</b></td> <td>\$1413</td> <td>\$1501</td> <td>\$1566</td> <td>\$1665</td> <td>\$1805</td> <td>\$1853</td> <td>\$1977</td> <td>\$2210</td> <td>\$2323</td> <td>\$2541</td> <td>\$2835</td> <td>\$3203</td> </tr> </table>												STANDARD TEXTILE GRADES												1	2	3	4	5	6	7	8	9	10	11	12	<b>1261-3</b>	\$1413	\$1501	\$1566	\$1665	\$1805	\$1853	\$1977	\$2210	\$2323	\$2541	\$2835	\$3203
STANDARD TEXTILE GRADES																																																
1	2	3	4	5	6	7	8	9	10	11	12																																					
<b>1261-3</b>	\$1413	\$1501	\$1566	\$1665	\$1805	\$1853	\$1977	\$2210	\$2323	\$2541	\$2835	\$3203																																				
<p>Ergonomic Features: A, B, C, D, E, F, G, H, M, N, Q</p>			<p>RTA 2</p>  																																													
 <p><b>MB Multi -Tilter w/Schukra</b> COM Yardage: 2 Freight Class: 125 Product Weight (lbs.): 67 Cubic Feet Per Carton: 10.5</p>	 <p><b>ADJUSTMENTS</b> (1) Tilt tension (2) Pneumatic seat height (3) Back angle (4) Seat angle (5) Back/lumbar height (6) Sliding seat depth (7) Infinite position tilt lock Center tilt action</p>	<p>Ergonomic Features: A, B, C, D, E, F, G, H, M, N, Q</p>	<table border="1"> <tr> <td><b>1261-3</b></td> <td>\$1413</td> <td>\$1501</td> <td>\$1566</td> <td>\$1665</td> <td>\$1805</td> <td>\$1853</td> <td>\$1977</td> <td>\$2210</td> <td>\$2323</td> <td>\$2541</td> <td>\$2835</td> <td>\$3203</td> </tr> </table>												<b>1261-3</b>	\$1413	\$1501	\$1566	\$1665	\$1805	\$1853	\$1977	\$2210	\$2323	\$2541	\$2835	\$3203																					
			<b>1261-3</b>	\$1413	\$1501	\$1566	\$1665	\$1805	\$1853	\$1977	\$2210	\$2323	\$2541	\$2835	\$3203																																	
			<table border="1"> <tr> <th colspan="3">OVERALL DIMENSIONS</th> <th colspan="3">SEAT DIMENSIONS</th> <th colspan="2">BACK DIMENSIONS</th> </tr> <tr> <th>W</th> <th>D</th> <th>H</th> <th>W</th> <th>D</th> <th>H</th> <th>W</th> <th>H</th> </tr> <tr> <td>26</td> <td>25</td> <td>44</td> <td>21</td> <td>17.5-20</td> <td>16-20</td> <td>19.5</td> <td>22</td> </tr> </table>			OVERALL DIMENSIONS			SEAT DIMENSIONS			BACK DIMENSIONS		W	D	H	W	D	H	W	H	26	25	44	21	17.5-20	16-20	19.5	22	<p>RTA 2</p>  																		
			OVERALL DIMENSIONS			SEAT DIMENSIONS			BACK DIMENSIONS																																							
W	D	H	W	D	H	W	H																																									
26	25	44	21	17.5-20	16-20	19.5	22																																									

OBUSFORME® COMFORT XL



STANDARD FEATURES

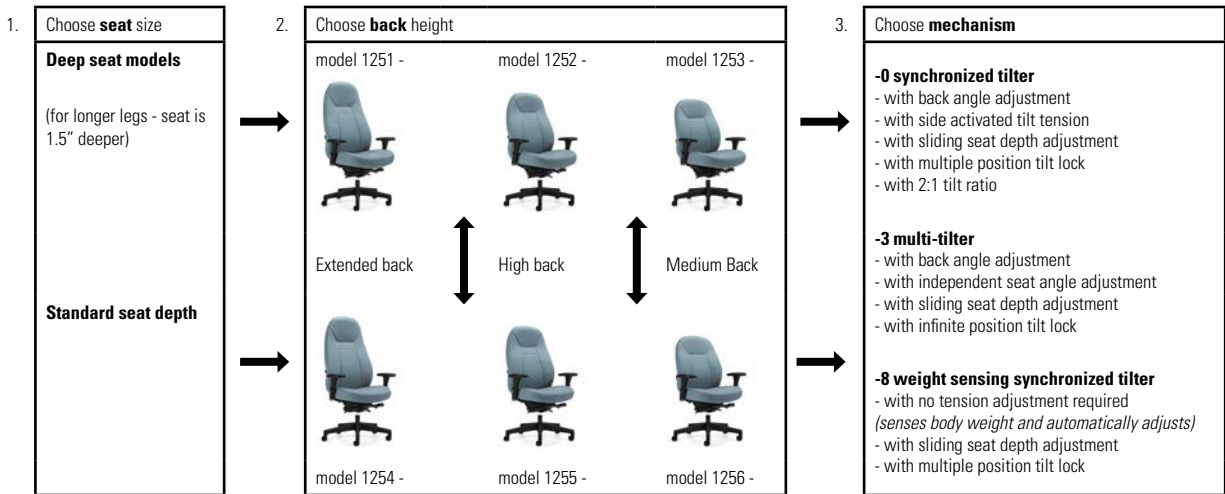
- ObusForme Comfort XL is the newest Addition to the ObusForme family and is recommended by chiropractors worldwide.
- All models provided Additional height and/or seat depth, design to meet the requirements of the large occupant chair.
- Features a elastomeric back support system that provides impressive comfortable support with no pressure points along the spine, with a compound curved back and seat.
- Standard seat foam is extra thick dual cushion with a soft top layer and a firmly supportive lower layer.
- Standard with height and width adjustable forward swept arms with "sliding armcaps" (G3).
- Standard with Global's high quality Soft Descent™ Pneumatic lift which slowly and gently lowers the seat height of the chair making it easy to obtain exactly the right seat height you desire.
- Vari - Width Adapter Plate (WA) is standard. Allows each arm to move outward an additional 2" (for a total of 4" extra seat width) and locks with the use of an easy to maneuver lever.
- Check textile availability prior to specifying.

- Sliding seat depth is standard on all models.
- Vertical back height ratchet adjustment of 5 1/4", standard on all models.
- Standard five-legged, injection moulded, fiberglass reinforced nylon black spider base.
- C65 dual wheel carpet casters are standard.
- All models are rated for 400lbs. Covered under Global's limited lifetime warranty. For 3-shift environments (TS models covered under Global's Heavy Duty, 12 year, 24/7 warranty) see terms and conditions.
- All models ship fully assembled in the box.


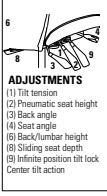

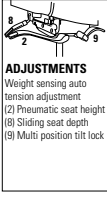

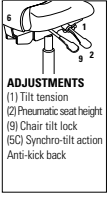

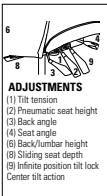

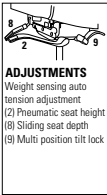
OPTIONAL FEATURES


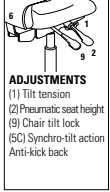

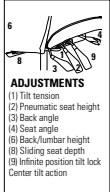

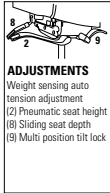

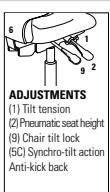

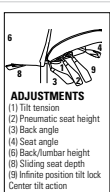
- Please specify C65R for hard surface flooring. Add \$78.


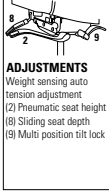

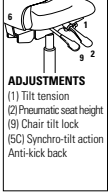

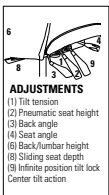

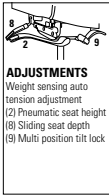

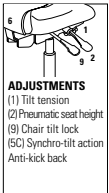
Big & Tall ObusForme Comfort XL: Product Map  
For users of above average height or weight


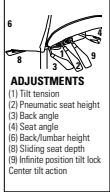

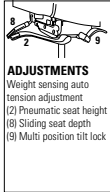


DESCRIPTION	FEATURES	MODEL#	STANDARD TEXTILE GRADES																					
			1	2	3	4	5	6	7	8	9	10	11	12										
<p><b>Extended Back Synchro - Tilter w/ Back Angle Adj.</b> COM Yardage: 2.75 Freight Class: 250 Product Weight (lbs.): 69 Cubic Feet Per Carton: 24.25</p>	<p><b>ADJUSTMENTS</b> (1) Tilt tension (2) Pneumatic seat height (3) Chair tilt lock (5C) Synchro-tilt action Anti-kick back</p> <p>Extra Tall/Wide Back. Wide/Deep Seat.</p> <p>Ergonomic Features: A, B, C, D, E, G, H, L, M, N, O, R, U</p>	1251-0	1997	2103	2182	2303	2475	2536	2685	2971	3108	3372	3735	4185										
		<p><b>OVERALL DIMENSIONS</b></p> <table border="1"> <thead> <tr> <th>W</th> <th>D</th> <th>H</th> </tr> </thead> <tbody> <tr> <td>28</td> <td>26</td> <td>53</td> </tr> </tbody> </table>			W	D	H	28	26	53	<p><b>SEAT DIMENSIONS</b></p> <table border="1"> <thead> <tr> <th>W</th> <th>D</th> <th>H</th> </tr> </thead> <tbody> <tr> <td>23.5</td> <td>19-21.5</td> <td>17-21</td> </tr> </tbody> </table>			W	D	H	23.5	19-21.5	17-21	<p><b>BACK DIMENSIONS</b></p> <table border="1"> <thead> <tr> <th>W</th> <th>H</th> </tr> </thead> <tbody> <tr> <td>22</td> <td>31-36.25</td> </tr> </tbody> </table>			W	H
W	D	H																						
28	26	53																						
W	D	H																						
23.5	19-21.5	17-21																						
W	H																							
22	31-36.25																							

DESCRIPTION	FEATURES	MODEL#	STANDARD TEXTILE GRADES											
			1	2	3	4	5	6	7	8	9	10	11	12
 <p><b>Extended Back Multi - Tilter</b> COM Yardage: 2.75 Freight Class: 250 Product Weight (lbs.): 71 Cubic Feet Per Carton: 24.25</p>	 <p><b>ADJUSTMENTS</b> (1) Tilt tension (2) Pneumatic seat height (3) Back angle (4) Seat angle (5) Back/lumbar height (6) Sliding seat depth (9) Infinite position tilt lock Center tilt action</p>	1251-3	1997	2103	2182	2303	2475	2536	2685	2971	3108	3372	3735	4185
			<b>OVERALL DIMENSIONS</b>			<b>SEAT DIMENSIONS</b>			<b>BACK DIMENSIONS</b>					
			<b>W</b>	<b>D</b>	<b>H</b>	<b>W</b>	<b>D</b>	<b>H</b>	<b>W</b>	<b>H</b>				
			28	26	53	23.5	19-21.5	17-21	22	31-36.25				
			<p>Ergonomic Features: A, B, C, D, E, F, G, H, M, N, O, R, S, U</p> <p><b>RTA 00</b></p>											
 <p><b>Extended Back Weight Sensing Synchro - Tilter</b> COM Yardage: 2.75 Freight Class: 250 Product Weight (lbs.): 66 Cubic Feet Per Carton: 24.25</p>	 <p><b>ADJUSTMENTS</b> Weight sensing auto tension adjustment (2) Pneumatic seat height (6) Sliding seat depth (9) Multi position tilt lock</p>	1251-8	1997	2103	2182	2303	2475	2536	2685	2971	3108	3372	3735	4185
			<b>OVERALL DIMENSIONS</b>			<b>SEAT DIMENSIONS</b>			<b>BACK DIMENSIONS</b>					
			<b>W</b>	<b>D</b>	<b>H</b>	<b>W</b>	<b>D</b>	<b>H</b>	<b>W</b>	<b>H</b>				
			28	26	53	23.5	19-21.5	17-21	22	31-36.25				
			<p>Ergonomic Features: A, B, C, D, E, H, L, M, N, O, R, U</p> <p><b>RTA 00</b></p>											
 <p><b>High Back Synchro - Tilter w/ Back Angle Adj.</b> COM Yardage: 2.50 Freight Class: 250 Product Weight (lbs.): 65 Cubic Feet Per Carton: 22.25</p>	 <p><b>ADJUSTMENTS</b> (1) Tilt tension (2) Pneumatic seat height (9) Chair tilt lock (5C) Synchro-tilt action Anti-kick back</p>	1252-0	1908	2003	2077	2187	2343	2398	2534	2794	2921	3161	3489	3897
			<b>OVERALL DIMENSIONS</b>			<b>SEAT DIMENSIONS</b>			<b>BACK DIMENSIONS</b>					
			<b>W</b>	<b>D</b>	<b>H</b>	<b>W</b>	<b>D</b>	<b>H</b>	<b>W</b>	<b>H</b>				
			28	26	48.5	23.5	19-21.5	17-21	22	26.5-31.75				
			<p>Ergonomic Features: A, B, C, D, E, G, H, L, M, N, O, R, U</p> <p><b>RTA 00</b></p>											
 <p><b>High Back Multi - Tilter</b> COM Yardage: 2.50 Freight Class: 250 Product Weight (lbs.): 67 Cubic Feet Per Carton: 22.25</p>	 <p><b>ADJUSTMENTS</b> (1) Tilt tension (2) Pneumatic seat height (3) Back angle (4) Seat angle (5) Back/lumbar height (6) Sliding seat depth (9) Infinite position tilt lock Center tilt action</p>	1252-3	1908	2003	2077	2187	2343	2398	2534	2794	2921	3161	3489	3897
			<b>OVERALL DIMENSIONS</b>			<b>SEAT DIMENSIONS</b>			<b>BACK DIMENSIONS</b>					
			<b>W</b>	<b>D</b>	<b>H</b>	<b>W</b>	<b>D</b>	<b>H</b>	<b>W</b>	<b>H</b>				
			28	26	48.5	23.5	19-21.5	17-21	22	26.5-31.75				
			<p>Ergonomic Features: A, B, C, D, E, F, G, H, M, N, O, R, S, U</p> <p><b>RTA 00</b></p>											
 <p><b>High Back Weight Sensing Synchro - Tilter</b> COM Yardage: 2.50 Freight Class: 250 Product Weight (lbs.): 62 Cubic Feet Per Carton: 22.25</p>	 <p><b>ADJUSTMENTS</b> Weight sensing auto tension adjustment (2) Pneumatic seat height (6) Sliding seat depth (9) Multi position tilt lock</p>	1252-8	1908	2003	2077	2187	2343	2398	2534	2794	2921	3161	3489	3897
			<b>OVERALL DIMENSIONS</b>			<b>SEAT DIMENSIONS</b>			<b>BACK DIMENSIONS</b>					
			<b>W</b>	<b>D</b>	<b>H</b>	<b>W</b>	<b>D</b>	<b>H</b>	<b>W</b>	<b>H</b>				
			28	26	48.5	23.5	19-21.5	17-21	22	26.5-31.75				
			<p>Ergonomic Features: A, B, C, D, E, H, L, M, N, O, R, U</p> <p><b>RTA 00</b></p>											

DESCRIPTION	FEATURES	MODEL#	STANDARD TEXTILE GRADES													
			1	2	3	4	5	6	7	8	9	10	11	12		
 <p><b>Mid Back Synchro - Tilter w/ Back Angle Adj.</b> COM Yardage: 1.75 Freight Class: 150 Product Weight (lbs.): 46 Cubic Feet Per Carton: 10.50</p>	 <p><b>ADJUSTMENTS</b> (1) Tilt tension (2) Pneumatic seat height (9) Chair tilt lock (5C) Synchro-tilt action Anti-kick back</p>	<b>1253-0</b>	1821	1916	1990	2100	2256	2311	2447	2707	2834	3074	3402	3810		
		<b>OVERALL DIMENSIONS</b>			<b>SEAT DIMENSIONS</b>			<b>BACK DIMENSIONS</b>								
		<b>W</b>	<b>D</b>	<b>H</b>	<b>W</b>	<b>D</b>	<b>H</b>	<b>W</b>	<b>H</b>							
			28	26	44.5	23.5	19-21.5	17-21	22	22-27.25						
			<b>Ergonomic Features:</b> A, B, C, D, E, G, H, L, M, N, Q, R, U			<b>RTA 00</b>										
 <p><b>Mid Back Multi - Tilter</b> COM Yardage: 1.75 Freight Class: 150 Product Weight (lbs.): 41 Cubic Feet Per Carton: 10.50</p>	 <p><b>ADJUSTMENTS</b> (1) Tilt tension (2) Pneumatic seat height (3) Back angle (4) Seat angle (6) Back/lumbar height (8) Sliding seat depth (9) Infinite position tilt lock Center tilt action</p>	<b>1253-3</b>	1821	1916	1990	2100	2256	2311	2447	2707	2834	3074	3402	3810		
		<b>OVERALL DIMENSIONS</b>			<b>SEAT DIMENSIONS</b>			<b>BACK DIMENSIONS</b>								
		<b>W</b>	<b>D</b>	<b>H</b>	<b>W</b>	<b>D</b>	<b>H</b>	<b>W</b>	<b>H</b>							
			28	26	44.5	23.5	19-21.5	17-21	22	22-27.25						
			<b>Ergonomic Features:</b> A, B, C, D, E, F, G, H, M, N, Q, R, S, U			<b>RTA 00</b>										
 <p><b>Mid Back Weight Sensing Synchro - Tilter</b> COM Yardage: 1.75 Freight Class: 150 Product Weight (lbs.): 35 Cubic Feet Per Carton: 10.50</p>	 <p><b>ADJUSTMENTS</b> Weight sensing auto tension adjustment (2) Pneumatic seat height (8) Sliding seat depth (9) Multi position tilt lock</p>	<b>1253-8</b>	1821	1916	1990	2100	2256	2311	2447	2707	2834	3074	3402	3810		
		<b>OVERALL DIMENSIONS</b>			<b>SEAT DIMENSIONS</b>			<b>BACK DIMENSIONS</b>								
		<b>W</b>	<b>D</b>	<b>H</b>	<b>W</b>	<b>D</b>	<b>H</b>	<b>W</b>	<b>H</b>							
			28	26	44.5	23.5	19-21.5	17-21	22	22-27.25						
			<b>Ergonomic Features:</b> A, B, C, D, E, H, L, M, N, Q, R, U			<b>RTA 00</b>										
 <p><b>Extended Back Synchro - Tilter w/ Back Angle Adj.</b> COM Yardage: 1.75 Freight Class: 250 Product Weight (lbs.): 40 Cubic Feet Per Carton: 10</p>	 <p><b>ADJUSTMENTS</b> (1) Tilt tension (2) Pneumatic seat height (9) Chair tilt lock (5C) Synchro-tilt action Anti-kick back</p>	<b>1254-0</b>	1908	2014	2093	2217	2386	2447	2597	2882	3019	3283	3646	4096		
		<b>OVERALL DIMENSIONS</b>			<b>SEAT DIMENSIONS</b>			<b>BACK DIMENSIONS</b>								
		<b>W</b>	<b>D</b>	<b>H</b>	<b>W</b>	<b>D</b>	<b>H</b>	<b>W</b>	<b>H</b>							
			28	24.5	53	23.5	17-19.5	17-21	22	31-36.25						
			<b>Ergonomic Features:</b> A, B, C, D, E, G, H, L, M, N, Q, R, U			<b>RTA 00</b>										
 <p><b>Extended Back Multi - Tilter</b> COM Yardage: 1.75 Freight Class: 250 Product Weight (lbs.): 49 Cubic Feet Per Carton: 10.50</p>	 <p><b>ADJUSTMENTS</b> (1) Tilt tension (2) Pneumatic seat height (3) Back angle (4) Seat angle (6) Back/lumbar height (8) Sliding seat depth (9) Infinite position tilt lock Center tilt action</p>	<b>1254-3</b>	1908	2014	2093	2217	2386	2447	2597	2882	3019	3283	3646	4096		
		<b>OVERALL DIMENSIONS</b>			<b>SEAT DIMENSIONS</b>			<b>BACK DIMENSIONS</b>								
		<b>W</b>	<b>D</b>	<b>H</b>	<b>W</b>	<b>D</b>	<b>H</b>	<b>W</b>	<b>H</b>							
			28	24.5	53	23.5	17-19.5	17-21	22	31-36.25						
			<b>Ergonomic Features:</b> A, B, C, D, E, F, G, H, M, N, Q, R, S, U			<b>RTA 00</b>										

DESCRIPTION	FEATURES	MODEL#	STANDARD TEXTILE GRADES											
			1	2	3	4	5	6	7	8	9	10	11	12
 <p><b>Extended Back Weight Sensing Synchro - Tilter</b> COM Yardage: 1.75 Freight Class: 250 Product Weight (lbs.): 54 Cubic Feet Per Carton: 10.50</p>	 <p><b>ADJUSTMENTS</b> Weight sensing auto tension adjustment (2) Pneumatic seat height (8) Sliding seat depth (9) Multi position tilt lock</p>	<p><b>1254-8</b></p> <p>1908 2014 2093 2217 2386 2447 2597 2882 3019 3283 3646 4096</p>	<b>OVERALL DIMENSIONS</b>			<b>SEAT DIMENSIONS</b>			<b>BACK DIMENSIONS</b>					
			<b>W</b>	<b>D</b>	<b>H</b>	<b>W</b>	<b>D</b>	<b>H</b>	<b>W</b>	<b>H</b>				
			28	24.5	53	23.5	17-19.5	17-21	22	31-36.25				
			<p>Ergonomic Features: A, B, C, D, E, H, L, M, N, Q, R, U</p> <p><b>RTA 00</b></p>											
 <p><b>High Back Synchro - Tilter w/ Back Angle Adj.</b> COM Yardage: 2.25 Freight Class: 250 Product Weight (lbs.): 67 Cubic Feet Per Carton: 11</p>	 <p><b>ADJUSTMENTS</b> (1) Tilt tension (2) Pneumatic seat height (9) Chair tilt lock (5C) Synchro-tilt action Anti-kick back</p>	<p><b>1255-0</b></p> <p>1821 1916 1990 2100 2256 2311 2447 2707 2834 3074 3402 3810</p>	<b>OVERALL DIMENSIONS</b>			<b>SEAT DIMENSIONS</b>			<b>BACK DIMENSIONS</b>					
			<b>W</b>	<b>D</b>	<b>H</b>	<b>W</b>	<b>D</b>	<b>H</b>	<b>W</b>	<b>H</b>				
			28	24.5	48	23.5	17-19.5	17-21	22	26.5-31.75				
			<p>Ergonomic Features: A, B, C, D, E, G, H, L, M, N, Q, R, U</p> <p><b>RTA 00</b></p>											
 <p><b>High Back Multi - Tilter</b> COM Yardage: 2.25 Freight Class: 250 Product Weight (lbs.): 69 Cubic Feet Per Carton: 11</p>	 <p><b>ADJUSTMENTS</b> (1) Tilt tension (2) Pneumatic seat height (3) Back angle (4) Seat angle (6) Back/lumbar height (8) Sliding seat depth (9) Infinite position tilt lock Center tilt action</p>	<p><b>1255-3</b></p> <p>1821 1916 1990 2100 2256 2311 2447 2707 2834 3074 3402 3810</p>	<b>OVERALL DIMENSIONS</b>			<b>SEAT DIMENSIONS</b>			<b>BACK DIMENSIONS</b>					
			<b>W</b>	<b>D</b>	<b>H</b>	<b>W</b>	<b>D</b>	<b>H</b>	<b>W</b>	<b>H</b>				
			28	24.5	48.5	23.5	17-19.5	17-21	22	26.5-31.75				
			<p>Ergonomic Features: A, B, C, D, E, F, G, H, M, N, Q, R, S, U</p> <p><b>RTA 00</b></p>											
 <p><b>High Back Weight Sensing Synchro - Tilter</b> COM Yardage: 2 Freight Class: 250 Product Weight (lbs.): 67 Cubic Feet Per Carton: 10.50</p>	 <p><b>ADJUSTMENTS</b> Weight sensing auto tension adjustment (2) Pneumatic seat height (8) Sliding seat depth (9) Multi position tilt lock</p>	<p><b>1255-8</b></p> <p>1821 1916 1990 2100 2256 2311 2447 2707 2834 3074 3402 3810</p>	<b>OVERALL DIMENSIONS</b>			<b>SEAT DIMENSIONS</b>			<b>BACK DIMENSIONS</b>					
			<b>W</b>	<b>D</b>	<b>H</b>	<b>W</b>	<b>D</b>	<b>H</b>	<b>W</b>	<b>H</b>				
			28	24.5	48.5	23.5	17-19.5	17-21	22	26.5-31.75				
			<p>Ergonomic Features: A, B, C, D, E, H, L, M, N, Q, R, U</p> <p><b>RTA 00</b></p>											
 <p><b>Mid Back Synchro - Tilter w/ Back Angle Adj.</b> COM Yardage: 2 Freight Class: 150 Product Weight (lbs.): 67 Cubic Feet Per Carton: 10.50</p>	 <p><b>ADJUSTMENTS</b> (1) Tilt tension (2) Pneumatic seat height (9) Chair tilt lock (5C) Synchro-tilt action Anti-kick back</p>	<p><b>1256-0</b></p> <p>1736 1831 1905 2015 2171 2226 2362 2622 2749 2989 3317 3725</p>	<b>OVERALL DIMENSIONS</b>			<b>SEAT DIMENSIONS</b>			<b>BACK DIMENSIONS</b>					
			<b>W</b>	<b>D</b>	<b>H</b>	<b>W</b>	<b>D</b>	<b>H</b>	<b>W</b>	<b>H</b>				
			28	24.5	44.5	23.5	17-19.5	17-21	22	22-27.25				
			<p>Ergonomic Features: A, B, C, D, E, G, H, L, M, N, Q, R, U</p> <p><b>RTA 00</b></p>											

DESCRIPTION	FEATURES	MODEL#	STANDARD TEXTILE GRADES												
			1	2	3	4	5	6	7	8	9	10	11	12	
 <p><b>Mid Back Multi - Tilter</b> COM Yardage: 2 Freight Class: 150 Product Weight (lbs.): 67 Cubic Feet Per Carton: 10.50</p>	 <p><b>ADJUSTMENTS</b> (1) Tilt tension (2) Pneumatic seat height (3) Back angle (4) Seat angle (5) Back/Jumper height (6) Sliding seat depth (8) Infinite position tilt lock Center tilt action</p>	1256-3	1736	1831	1905	2015	2171	2226	2362	2622	2749	2989	3317	3725	
			<b>OVERALL DIMENSIONS</b>			<b>SEAT DIMENSIONS</b>			<b>BACK DIMENSIONS</b>						
			<b>W</b>	<b>D</b>	<b>H</b>	<b>W</b>	<b>D</b>	<b>H</b>	<b>W</b>	<b>H</b>					
			28	24.5	44.5	23.5	17-19.5	17-21	22	22-27.25					
												<b>RTA 00</b>			
 <p><b>Mid Back Weight Sensing Synchro - Tilter</b> COM Yardage: 2 Freight Class: 150 Product Weight (lbs.): 67 Cubic Feet Per Carton: 10.50</p>	 <p><b>ADJUSTMENTS</b> Weight sensing auto tension adjustment (2) Pneumatic seat height (8) Sliding seat depth (9) Multi position tilt lock</p>	1256-8	1736	1831	1905	2015	2171	2226	2362	2622	2749	2989	3317	3725	
			<b>OVERALL DIMENSIONS</b>			<b>SEAT DIMENSIONS</b>			<b>BACK DIMENSIONS</b>						
			<b>W</b>	<b>D</b>	<b>H</b>	<b>W</b>	<b>D</b>	<b>H</b>	<b>W</b>	<b>H</b>					
			28	24.5	44.5	23.5	17-19.5	17-21	22	22-27.25					
												<b>RTA 00</b>			

PREFER



model 8458NA



model 8459



STANDARD FEATURES

- A sleek and comfortable all-purpose chair beautifully suited for conference, collaboration and training environments. Designed by Norbert Geelen.
- Swivel tilt function with no visible levers or mechanism.
- Standard with Asphalt or Alabaster frame and base, armless or with fixed arms.
- Integrated seat height adjustment lever is intuitive and easy to utilize.
- Dual wheel carpet casters are standard. Black (C82) casters standard on Asphalt models. Fog Grey (C82F) casters standard on Alabaster models.
- Check textile availability prior to specifying upholstery material.

OPTIONAL FEATURES

- Dimension Mesh is available in Black (DBK), Charcoal (DCH), Pool Blue (DPB), Sand (DSD), Fog (DST), Chalk (DCL), and Shadow (DGM).
- Polished Aluminum (ALU) base available for Asphalt and Alabaster frames. Add \$181.
- Polished Aluminum (AL) arms available for Asphalt and Alabaster fixed arm models. Add \$181.
- For Alabaster base on the Asphalt frame, please specify (ABR). For Asphalt base on the Alabaster frame, please specify (ABT). Add \$81.
- Optional low black glides (G) are available at no upcharge.
- For hard floor surface casters, please specify (C82R) for Black and (C82FR) for Fog. Add \$100.
- For fully assembled in the box, specify (SU). Add \$81.

DESCRIPTION

FEATURES

MODEL#

STANDARD TEXTILE GRADES



Multi-task chair- Asphalt Base/Frame

COM Yardage: 1  
Freight Class: 250  
Product Weight (lbs.): 29  
Cubic Feet Per Carton: 9

Ergonomic Features:  
C, M

MODEL#	1	2	3	4	5	6	7	8	9	10	11	12
8458	1302	1338	1366	1404	1459	1486	1537	1616	1678	1749	1889	2040

OVERALL DIMENSIONS

W D H

25.5 25 36

SEAT DIMENSIONS

W D H

20 20 17.5-22

BACK DIMENSIONS

W H

21 20

RTA 1



Multi-task chair, armless- Asphalt Base/Frame

COM Yardage: 1  
Freight Class: 250  
Product Weight (lbs.): 29  
Cubic Feet Per Carton: 9

Ergonomic Features:  
C, M

MODEL#	1	2	3	4	5	6	7	8	9	10	11	12
8458NA	1140	1176	1201	1239	1293	1318	1367	1445	1507	1574	1710	1858

OVERALL DIMENSIONS

W D H

22 25 36

SEAT DIMENSIONS

W D H

20 20 17.5-22

BACK DIMENSIONS

W H

21 20

RTA 1



Height Adjustable Stool- Asphalt Base/Frame

COM Yardage: 1  
Freight Class: 250  
Product Weight (lbs.): 36  
Cubic Feet Per Carton: 9

Ergonomic Features:  
C, M

MODEL#	1	2	3	4	5	6	7	8	9	10	11	12
8458S	1499	1527	1548	1577	1619	1637	1676	1736	1781	1834	1939	2053

OVERALL DIMENSIONS

W D H

25.5 25 42

SEAT DIMENSIONS

W D H

20 20 23-31

BACK DIMENSIONS

W H

21 20

RTA 1



Height Adjustable Stool, armless- Asphalt Base/Frame

COM Yardage: 1  
Freight Class: 250  
Product Weight (lbs.): 36  
Cubic Feet Per Carton: 9

Ergonomic Features:  
C, M

MODEL#	1	2	3	4	5	6	7	8	9	10	11	12
8458NAS	1366	1401	1428	1466	1522	1548	1599	1679	1741	1807	1950	2102

OVERALL DIMENSIONS

W D H

25.5 25 42

SEAT DIMENSIONS

W D H

20 20 23-31













BACK DIMENSIONS

W H

21 20

RTA 1



DESCRIPTION	FEATURES	MODEL#	STANDARD TEXTILE GRADES											
			1	2	3	4	5	6	7	8	9	10	11	12
 <p><b>Multi-task chair- Alabaster Base/Frame</b>                      COM Yardage: 1                      Freight Class: 250                      Product Weight (lbs.): 29                      Cubic Feet Per Carton: 9</p>	Ergonomic Features: C, M	<b>8459</b>	1366	1401	1428	1466	1522	1548	1599	1679	1741	1807	1950	2102
			<b>OVERALL DIMENSIONS</b> W D H			<b>SEAT DIMENSIONS</b> W D H			<b>BACK DIMENSIONS</b> W H					
			25.5	25	36	20	20	17.5-22	21	20				
			  											
 <p><b>Multi-task chair, armless- Alabaster Base/Frame</b>                      COM Yardage: 1                      Freight Class: 250                      Product Weight (lbs.): 29                      Cubic Feet Per Carton: 9</p>	Ergonomic Features: C, M	<b>8459NA</b>	1251	1287	1313	1353	1408	1435	1487	1567	1629	1700	1843	1995
			<b>OVERALL DIMENSIONS</b> W D H			<b>SEAT DIMENSIONS</b> W D H			<b>BACK DIMENSIONS</b> W H					
			22	25	36	20	20	17.5-22	21	20				
			  											
 <p><b>Height Adjustable Stool- Alabaster Base/Frame</b>                      COM Yardage: 1                      Freight Class: 250                      Product Weight (lbs.): 36                      Cubic Feet Per Carton: 9</p>	Ergonomic Features: C, M	<b>8459S</b>	1562	1598	1626	1664	1719	1746	1797	1876	1938	2008	2149	2300
			<b>OVERALL DIMENSIONS</b> W D H			<b>SEAT DIMENSIONS</b> W D H			<b>BACK DIMENSIONS</b> W H					
			25.5	25	42	20	20	23-31	21	20				
														
 <p><b>Height Adjustable Stool, armless- Alabaster Base/Frame</b>                      COM Yardage: 1                      Freight Class: 250                      Product Weight (lbs.): 36                      Cubic Feet Per Carton: 9</p>	Ergonomic Features: C, M	<b>8459NAS</b>	1435	1472	1499	1537	1592	1619	1670	1749	1812	1882	2023	2174
			<b>OVERALL DIMENSIONS</b> W D H			<b>SEAT DIMENSIONS</b> W D H			<b>BACK DIMENSIONS</b> W H					
			25.5	25	42	20	20	23-31	21	20				
														

**QUORA**



**Model QU104AHB**  
High Back Weight  
Sensing Synchro-Tilter



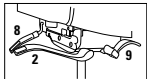
**Model QU104AMB**  
Mid Back Weight  
Sensing Synchro-tilter



**Contrasting Textile Application.**

**MECHANISM:**

**Weight sensing synchro-tilter mechanism**



**ADJUSTMENTS**

- Automatic tilt tension
- (2) Pneumatic seat height
- (8) Sliding seat depth
- (9) Multi position tilt lock

**Ergonomic features:**

B, C, E, M, N, U

**STANDARD FEATURES**

- Quora brings the look and comfort of contemporary lounge seating to a casual work chair with passive ergonomics. The sculpted seat and back move independently, creating a 1:2 synchro-tilt ratio that corresponds to the natural motion of the body when reclining.
- Quora is standard with a weight sensing synchro-tilt mechanism with multi-position tilt lock and adjustable seat depth.
- Models are available with a five prong base, standard in black nylon with an optional polished aluminum base, see upcharge.
- The height adjust cylinder finish matches the base finish selection and has a 4" range with a seat height of 17.5" to 21.5" .
- Casters are 50mm (2.16"), Black, dual-wheel for carpet (C114), standard. Hard floor casters (C114R) are available, see upcharge.
- The series is available to specify with two textiles, one for the seat cushion and one for the back. For pricing, start with the base price and add upcharges for both the back graded textile upcharge and the seat graded textile upcharge. Upholstery options include fabric, coated textiles or leather.
- Note the Blended Textile Matrix is not applicable to this series when specified as noted above. For other multi-fabric applications, contact Customer Care.
- Global's limited lifetime warranty applies. Weight capacity is 300 lbs.



**OPTIONAL FEATURES**

Please add option codes in the following order:

- **Model number**  
Specify model number
- **Back textile**  
Specify textile code.
- **Seat textile**  
Specify textile code. See model grade upcharges.
- **Base finish**  
**(BLK)** Black. No upcharge.  
**(ALU)** Aluminum base. Add \$177
- **Caster type**  
**(C114)** 2" casters for carpet.  
**(C114R)** 2" casters for most hard surfaces. Add \$53

**EXAMPLE INCLUDE ORDER CODE:**

QU104	AHB	FU75	FU75	BLK	C114
Model	Arm + Back Height	Back Textile	Seat Textile	Base Finish	Caster Type

DESCRIPTION	MODEL#/ FEATURES	STANDARD TEXTILE GRADES												
		1/COM	2	3	4	5	6	7	8	9	10	11	12	
 <p><b>Mid Back Weight Sensing Synchro-Tilter</b>                      COM Yardage: Back 1.50; Seat: .75                      Freight Class: 150                      Product Weight (lbs.): 56                      Cubic Feet Per Carton: 12.25</p>	<b>QU104AMB</b> Base Price:	\$1599												
	Back upcharge:	+0	\$51	\$92	\$150	\$233	\$267	\$338	\$450	\$534	\$626	\$818	\$1019	
	Seat upcharge:	+0	\$26	\$46	\$75	\$117	\$134	\$169	\$225	\$267	\$313	\$409	\$510	
	<b>OVERALL DIMENSIONS</b>			<b>SEAT DIMENSIONS</b>			<b>BACK DIMENSIONS</b>							
	W D H			W D H			W H							
	26 23.5 36.5			86 24 20			40 12							
	<b>RTA 1</b> 1 per carton													
	 <p><b>High Back Weight Sensing Synchro-Tilter</b>                      COM Yardage: Back 1.75; Seat: .75                      Freight Class: 250                      Product Weight (lbs.): 58.5                      Cubic Feet Per Carton: 15</p>	<b>QU104AHB</b> Base Price:	\$1699											
		Back upcharge:	+0	\$60	\$107	\$175	\$272	\$312	\$394	\$525	\$623	\$730	\$954	\$1189
		Seat upcharge:	+0	\$26	\$46	\$75	\$117	\$134	\$169	\$225	\$267	\$313	\$409	\$510
<b>OVERALL DIMENSIONS</b>			<b>SEAT DIMENSIONS</b>			<b>BACK DIMENSIONS</b>								
W D H			W D H			W H								
26 24 43.5			86 24 20			40 12								
<b>RTA 1</b> 1 per carton														

ROMA®



model 1906

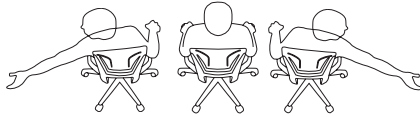


model 1908



**Optional Arms**

A height adjustable arm is optionally available for task seating. Please specify (RA). Add \$91



The Polypropylene Medium Back and the Upholstered Medium Back feature a flexible back construction that provides support, proper spinal alignment and comfort when moving or reaching in a seated position.

**STANDARD FEATURES**

- Flexible, elegant and affordable, Roma offers a family of seating with simple clean lines.
- Roma features an exclusive chair control mechanism which allows the chair back and arms to recline together while the chair seat moves just enough to ensure comfort.
- The series includes nesting chairs, task seating and height adjustable stools, with and without arms.
- For Nesting chairs see page 200.
- Four back versions are available: mesh, upholstered, flexible polypropylene or honeycomb polypropylene.
- Flexible polypropylene back chair features a built in lumbar support designed to move as you move and is available exclusively in black.
- The task chair upholstered back features a removable cover for on-site replacement and cleaning.
- Fixed arms are durable fiberglass reinforced nylon, fixed height. Standard with soft, durable, self-skinned urethane (SSU) armcaps that are warm to the touch.
- Standard with Global's high quality Soft Descent™ pneumatic lift which slowly and gently lowers the seat height of the chair making it easy to obtain the exact seat height you desire.
- Task chairs and stools are standard with a five prong, injection molded, fiberglass reinforced nylon Black spider base with dual wheel carpet casters (C1).
- All models upholstered in leather have two-piece seats with a radius towards the rear of the seat.
- Check textile availability prior to specifying upholstery material.

**OPTIONAL FEATURES**

- Breathable mesh back is available in six colors: Autumn Orange (AO), Spring Green (SG) Winter Grey (WG), Midnight Black (MB), Summer Blue (SB), Fall Burgundy (FB).
- An optional polished aluminum base is available at an upcharge. Specify (ALU). Add \$177!
- Please refer to "Cylinder Selection" section of the price book for additional cylinder options.
- Optional height adjustable arms are available, on task models. Please specify (RA). Add \$91.
- For hard surface flooring casters, please specify C9R. Add \$76.
- For fully assembled in box, please specify SU. Add \$81.

**DESCRIPTION**

**FEATURES**

**MODEL#**

**STANDARD TEXTILE GRADES**



**Mesh MB - Armless Height Adjustable Stool**














COM Yardage: 1  
 Freight Class: 150  
 Product Weight (lbs): 43  
 Cubic Feet Per Carton: 9.25






Ergonomic Features:  
 B, C, M, N





MODEL#	1	2	3	4	5	6	7	8	9	10	11	12
1871	1165	1208	1236	1282	1343	1363	1420	1523	1575	1671	1802	1963

OVERALL DIMENSIONS			SEAT DIMENSIONS			BACK DIMENSIONS	
W	D	H	W	D	H	W	H
19.5	23.5	48	19.5	18	24.5-34.5	18.5	19



DESCRIPTION	FEATURES	MODEL#	STANDARD TEXTILE GRADES													
			1	2	3	4	5	6	7	8	9	10	11	12		
 <p><b>Polypropylene MB - Armless Height Adjustable Stool</b>                      COM Yardage: 1                      Freight Class: 150                      Product Weight (lbs.): 43                      Cubic Feet Per Carton: 9.25</p>	Ergonomic Features: B, C, M, N	<b>1872</b>	1165	1208	1236	1282	1343	1363	1420	1523	1575	1671	1802	1963		
			<b>OVERALL DIMENSIONS</b> W D H			<b>SEAT DIMENSIONS</b> W D H			<b>BACK DIMENSIONS</b> W H							
			19.5	23.5	48	19.5	18	24.5-34.5	18.5	19						
			<b>RTA 2</b>													
 <p><b>Honeycomb MB - Armless Height Adjustable Stool</b>                      COM Yardage: 1                      Freight Class: 150                      Product Weight (lbs.): 43                      Cubic Feet Per Carton: 9.25</p>	Ergonomic Features: B, C, M, N	<b>1874</b>	1211	1252	1281	1325	1388	1408	1463	1567	1620	1715	1847	2008		
			<b>OVERALL DIMENSIONS</b> W D H			<b>SEAT DIMENSIONS</b> W D H			<b>BACK DIMENSIONS</b> W H							
			19.5	23.5	48	19.5	18	24.5-34.5	18.5	19						
			<b>RTA 2</b>			 										
 <p><b>Mesh MB - Height Adjustable Stool</b>                      COM Yardage: 1                      Freight Class: 150                      Product Weight (lbs.): 50                      Cubic Feet Per Carton: 9.25</p>	Ergonomic Features: B, C, M, N	<b>1876</b>	1239	1279	1308	1352	1414	1436	1491	1594	1647	1742	1872	2035		
			<b>OVERALL DIMENSIONS</b> W D H			<b>SEAT DIMENSIONS</b> W D H			<b>BACK DIMENSIONS</b> W H							
			25.5	23.5	48	19.5	18	24.5-34.5	18.5	19						
			<b>RTA 2</b>			 										
 <p><b>Polypropylene MB - Height Adjustable Stool</b>                      COM Yardage: 1                      Freight Class: 150                      Product Weight (lbs.): 50                      Cubic Feet Per Carton: 9.25</p>	Ergonomic Features: B, C, M, N	<b>1877</b>	1239	1282	1310	1356	1417	1437	1494	1597	1649	1745	1876	2037		
			<b>OVERALL DIMENSIONS</b> W D H			<b>SEAT DIMENSIONS</b> W D H			<b>BACK DIMENSIONS</b> W H							
			25.5	23.5	48	19.5	18	24.5-34.5	18.5	19						
			<b>RTA 2</b>			 										
 <p><b>Honeycomb MB - Height Adjustable Stool</b>                      COM Yardage: 1                      Freight Class: 150                      Product Weight (lbs.): 50                      Cubic Feet Per Carton: 9.25</p>	Ergonomic Features: B, C, M, N	<b>1879</b>	1284	1325	1354	1398	1461	1481	1539	1640	1693	1788	1920	2082		
			<b>OVERALL DIMENSIONS</b> W D H			<b>SEAT DIMENSIONS</b> W D H			<b>BACK DIMENSIONS</b> W H							
			25.5	23.5	48	19.5	18	24.5-34.5	18.5	19						
			<b>RTA 2</b>			 										

DESCRIPTION	FEATURES	MODEL#	STANDARD TEXTILE GRADES											
			1	2	3	4	5	6	7	8	9	10	11	12
 <p><b>Honeycomb MB - Armless</b> COM Yardage: 1 Freight Class: 150 Product Weight (lbs.): 38 Cubic Feet Per Carton: 9.25</p>	Ergonomic Features: B, C, M, N	<b>1896</b>	941	982	1012	1055	1119	1139	1196	1299	1350	1447	1578	1739
			<b>OVERALL DIMENSIONS</b>			<b>SEAT DIMENSIONS</b>			<b>BACK DIMENSIONS</b>					
			<b>W</b>	<b>D</b>	<b>H</b>	<b>W</b>	<b>D</b>	<b>H</b>	<b>W</b>	<b>H</b>				
			19.5	23.5	38	19.5	18	15-19	18.5	19				
			<b>RTA 2</b>	<b>FedEx</b>	<b>ups</b>									
 <p><b>Honeycomb MB - w/Arms</b> COM Yardage: 1 Freight Class: 150 Product Weight (lbs.): 45 Cubic Feet Per Carton: 9.25</p>	Ergonomic Features: B, C, M, N	<b>1897</b>	1005	1046	1076	1119	1183	1202	1260	1363	1414	1511	1641	1803
			<b>OVERALL DIMENSIONS</b>			<b>SEAT DIMENSIONS</b>			<b>BACK DIMENSIONS</b>					
			<b>W</b>	<b>D</b>	<b>H</b>	<b>W</b>	<b>D</b>	<b>H</b>	<b>W</b>	<b>H</b>				
			25.5	23.5	38	19.5	18	15-19	18.5	19				
			<b>RTA 2</b>	<b>FedEx</b>	<b>ups</b>									
 <p><b>Mesh MB - Armless</b> COM Yardage: 1 Freight Class: 150 Product Weight (lbs.): 38 Cubic Feet Per Carton: 9.25</p>	Ergonomic Features: B, C, M, N	<b>1901</b>	941	984	1015	1062	1126	1150	1208	1316	1369	1472	1609	1778
			<b>OVERALL DIMENSIONS</b>			<b>SEAT DIMENSIONS</b>			<b>BACK DIMENSIONS</b>					
			<b>W</b>	<b>D</b>	<b>H</b>	<b>W</b>	<b>D</b>	<b>H</b>	<b>W</b>	<b>H</b>				
			19.5	23.5	36.25	19.5	18	15-19	18.5	19				
			<b>RTA 2</b>	<b>FedEx</b>	<b>ups</b>									
 <p><b>Polypropylene MB - Armless</b> COM Yardage: 1 Freight Class: 150 Product Weight (lbs.): 36.25 Cubic Feet Per Carton: 9.25</p>	Ergonomic Features: B, C, M, N	<b>1902</b>	941	984	1015	1062	1126	1150	1208	1316	1369	1472	1609	1778
			<b>OVERALL DIMENSIONS</b>			<b>SEAT DIMENSIONS</b>			<b>BACK DIMENSIONS</b>					
			<b>W</b>	<b>D</b>	<b>H</b>	<b>W</b>	<b>D</b>	<b>H</b>	<b>W</b>	<b>H</b>				
			19.5	23.5	36.25	19.5	18	15-19	18.5	19				
			<b>RTA 2</b>	<b>FedEx</b>	<b>ups</b>									
 <p><b>Upholstered MB - Armless</b> COM Yardage: 1.75 Freight Class: 150 Product Weight (lbs.): 38 Cubic Feet Per Carton: 9.25</p>	Ergonomic Features: B, C, M, N	<b>1903</b>	1013	1086	1139	1221	1335	1374	1476	1667	1757	1937	2176	2474
			<b>OVERALL DIMENSIONS</b>			<b>SEAT DIMENSIONS</b>			<b>BACK DIMENSIONS</b>					
			<b>W</b>	<b>D</b>	<b>H</b>	<b>W</b>	<b>D</b>	<b>H</b>	<b>W</b>	<b>H</b>				
			19.5	23.5	36.25	19.5	18	15-19	18.5	19				
			<b>RTA 2</b>	<b>FedEx</b>	<b>ups</b>									

DESCRIPTION	FEATURES	MODEL#	STANDARD TEXTILE GRADES											
			1	2	3	4	5	6	7	8	9	10	11	12
 <p><b>Mesh MB - w/Arms</b>                      COM Yardage: 1                      Freight Class: 150                      Product Weight (lbs.): 45                      Cubic Feet Per Carton: 9.25</p>	Ergonomic Features: B, C, M, N	1906	1005	1046	1078	1122	1190	1213	1269	1376	1431	1534	1669	1842
			<b>OVERALL DIMENSIONS</b>			<b>SEAT DIMENSIONS</b>			<b>BACK DIMENSIONS</b>					
			<b>W</b>	<b>D</b>	<b>H</b>	<b>W</b>	<b>D</b>	<b>H</b>	<b>W</b>	<b>H</b>				
			25.5	23.5	36.25	19.5	18	15-19	18.5	19				
			<b>RTA 2</b>	<b>FedEx</b>	<b>ups</b>									
 <p><b>Polypropylene MB - w/Arms</b>                      COM Yardage: 1                      Freight Class: 150                      Product Weight (lbs.): 45                      Cubic Feet Per Carton: 9.25</p>	Ergonomic Features: B, C, M, N	1907	1005	1048	1079	1126	1190	1214	1272	1379	1433	1535	1672	1842
			<b>OVERALL DIMENSIONS</b>			<b>SEAT DIMENSIONS</b>			<b>BACK DIMENSIONS</b>					
			<b>W</b>	<b>D</b>	<b>H</b>	<b>W</b>	<b>D</b>	<b>H</b>	<b>W</b>	<b>H</b>				
			25.5	23.5	36.25	19.5	18	15-19	18.5	19				
			<b>RTA 2</b>	<b>FedEx</b>	<b>ups</b>									
 <p><b>Upholstered MB - w/Arms</b>                      COM Yardage: 1.75                      Freight Class: 150                      Product Weight (lbs.): 45                      Cubic Feet Per Carton: 9.25</p>	Ergonomic Features: B, C, M, N	1908	1080	1149	1201	1276	1386	1425	1519	1702	1791	1958	2187	2474
			<b>OVERALL DIMENSIONS</b>			<b>SEAT DIMENSIONS</b>			<b>BACK DIMENSIONS</b>					
			<b>W</b>	<b>D</b>	<b>H</b>	<b>W</b>	<b>D</b>	<b>H</b>	<b>W</b>	<b>H</b>				
			25.5	23.5	36.25	19.5	18	16.5-20.5	18.5	19				
			<b>RTA 2</b>	<b>FedEx</b>	<b>ups</b>									
 <p><b>Upholstered Back Pad</b>                      COM Yardage: 1                      Freight Class: 70                      Product Weight (lbs.): 1.5                      Cubic Feet Per Carton: 1.1</p>		1909	204	247	278	326	392	413	472	579	634	735	872	1044
			<b>OVERALL DIMENSIONS</b>			<b>SEAT DIMENSIONS</b>			<b>BACK DIMENSIONS</b>					
			<b>W</b>	<b>D</b>	<b>H</b>	<b>W</b>	<b>D</b>	<b>H</b>	<b>W</b>	<b>H</b>				
			20.5	19	0.38	21	18	18	20	20.5				
			<b>RTA 00</b>	<b>FedEx</b>	<b>ups</b>									

SOLAR



model 8456



model 8457



model 8456NA






model 8457NA






STANDARD FEATURES

- A sophisticated and versatile seating solution for conference and collaborative environments. Designed by Paul Brooks.
- One piece molded frame is extremely light (chair weighs 24 lbs.) and exceeds BIFMA standard for commercial applications.
- Cascading forward seat surface and reverse edge profile provide better leg clearance and comfort.
- Integrated seat height adjustment lever is intuitive and easy to utilize.
- The under seat structure maintains the seamless and fluid aesthetic that defines Solar.
- All bases are standard with Black (C1) dual wheel carpet casters.
- Check textile availability prior to specifying upholstery material.

OPTIONAL FEATURES

- Mesh is available in Midnight (MDN), Storm (STM), and Dove (DVE).
- Polished Aluminum (ALU) base is available. Add \$177.
- Alabaster (ABR) base can be ordered on an Asphalt frame, please specify. Add \$81
- Asphalt (APT) base can be ordered on an Alabaster frame, please specify. Add \$81.
- Optional hard surface Black Glide (C7) is available. No upcharge.
- For hard floor surface casters please specify C9R, please add \$76.

DESCRIPTION	FEATURES	MODEL#	STANDARD TEXTILE GRADES												
			1	2	3	4	5	6	7	8	9	10	11	12	
 <p><b>MB Mesh Tilter - Asphalt Base/Frame</b> COM Yardage: N/A Freight Class: 250 Product Weight (lbs.): 27 Cubic Feet Per Carton: 9.5</p> <p>Ergonomic Features: C, M</p>		<b>8456</b>	1148	-	-	-	-	-	-	-	-	-	-	-	-
	<p><b>OVERALL DIMENSIONS</b></p> <p>W D H</p>	23.25	25	36	<p><b>SEAT DIMENSIONS</b></p> <p>W D H</p>			19.25	18	17-21	<p><b>BACK DIMENSIONS</b></p> <p>W H</p>		19	19	
	<p>RTA 1</p> <p>FedEx</p> <p>ups</p>														
 <p><b>MB Mesh Tilter - Alabaster Base/Frame</b> COM Yardage: N/A Freight Class: 250 Product Weight (lbs.): 27 Cubic Feet Per Carton: 9.5</p> <p>Ergonomic Features: C, M</p>		<b>8457</b>	1259	-	-	-	-	-	-	-	-	-	-	-	-
	<p><b>OVERALL DIMENSIONS</b></p> <p>W D H</p>	23.25	25	36	<p><b>SEAT DIMENSIONS</b></p> <p>W D H</p>			19.25	18	17-21	<p><b>BACK DIMENSIONS</b></p> <p>W H</p>		19	19	
	<p>RTA 1</p> <p>FedEx</p> <p>ups</p>														
 <p><b>MB Mesh Stool - Asphalt Base/Frame</b> COM Yardage: N/A Freight Class: 250 Product Weight (lbs.): 31 Cubic Feet Per Carton: 9.5</p> <p>Ergonomic Features: C, M</p>		<b>8456S</b>	1464	-	-	-	-	-	-	-	-	-	-	-	-
	<p><b>OVERALL DIMENSIONS</b></p> <p>W D H</p>	23.25	25	42	<p><b>SEAT DIMENSIONS</b></p> <p>W D H</p>			19.25	18	22.5-30.5	<p><b>BACK DIMENSIONS</b></p> <p>W H</p>		19	19	
	<p>RTA 1</p> <p>FedEx</p> <p>ups</p>														

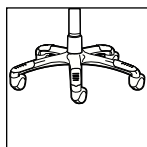
DESCRIPTION	FEATURES	MODEL#	STANDARD TEXTILE GRADES													
			1	2	3	4	5	6	7	8	9	10	11	12		
 <p><b>MB Mesh Stool - Alabaster Base/Frame</b> COM Yardage: N/A Freight Class: 250 Product Weight (lbs.): 31 Cubic Feet Per Carton: 9.5</p>	Ergonomic Features: C, M	<b>8457S</b>	1575	-	-	-	-	-	-	-	-	-	-	-		
			<b>OVERALL DIMENSIONS</b>			<b>SEAT DIMENSIONS</b>			<b>BACK DIMENSIONS</b>							
			<b>W</b>	<b>D</b>	<b>H</b>	<b>W</b>	<b>D</b>	<b>H</b>	<b>W</b>	<b>H</b>						
			23.25	25	42	19.25	18	22.5-30.5	19	19						
			<b>RTA 1</b>	<b>FedEx</b>		<b>ups</b>										
 <p><b>MB Mesh Tilter - Asphalt Base/Frame</b> COM Yardage: N/A Freight Class: 250 Product Weight (lbs.): 25 Cubic Feet Per Carton: 9.5</p>	Ergonomic Features: C, M	<b>8456NA</b>	1102	-	-	-	-	-	-	-	-	-	-			
			<b>OVERALL DIMENSIONS</b>			<b>SEAT DIMENSIONS</b>			<b>BACK DIMENSIONS</b>							
			<b>W</b>	<b>D</b>	<b>H</b>	<b>W</b>	<b>D</b>	<b>H</b>	<b>W</b>	<b>H</b>						
			23.25	25	36	19.25	18	17-21	19	19						
			<b>RTA 1</b>	<b>FedEx</b>		<b>ups</b>										
 <p><b>MB Mesh Tilter - Alabaster Base/Frame</b> COM Yardage: N/A Freight Class: 250 Product Weight (lbs.): 25 Cubic Feet Per Carton: 9.5</p>	Ergonomic Features: C, M	<b>8457NA</b>	1214	-	-	-	-	-	-	-	-	-	-			
			<b>OVERALL DIMENSIONS</b>			<b>SEAT DIMENSIONS</b>			<b>BACK DIMENSIONS</b>							
			<b>W</b>	<b>D</b>	<b>H</b>	<b>W</b>	<b>D</b>	<b>H</b>	<b>W</b>	<b>H</b>						
			23.25	25	36	19.25	18	17-21	19	19						
			<b>RTA 1</b>	<b>FedEx</b>		<b>ups</b>										
 <p><b>MB Mesh Stool - Asphalt Base/Frame</b> COM Yardage: N/A Freight Class: 250 Product Weight (lbs.): 29 Cubic Feet Per Carton: 9.5</p>	Ergonomic Features: C, M	<b>8456SNA</b>	1417	-	-	-	-	-	-	-	-	-	-			
			<b>OVERALL DIMENSIONS</b>			<b>SEAT DIMENSIONS</b>			<b>BACK DIMENSIONS</b>							
			<b>W</b>	<b>D</b>	<b>H</b>	<b>W</b>	<b>D</b>	<b>H</b>	<b>W</b>	<b>H</b>						
			23.25	25	42	19.25	18	22.5-30.5	19	19						
			<b>RTA 1</b>	<b>FedEx</b>		<b>ups</b>										
 <p><b>MB Mesh Stool - Alabaster Base/Frame</b> COM Yardage: N/A Freight Class: 250 Product Weight (lbs.): 31 Cubic Feet Per Carton: 9</p>	Ergonomic Features: C, M	<b>8457SNA</b>	1528	-	-	-	-	-	-	-	-	-	-			
			<b>OVERALL DIMENSIONS</b>			<b>SEAT DIMENSIONS</b>			<b>BACK DIMENSIONS</b>							
			<b>W</b>	<b>D</b>	<b>H</b>	<b>W</b>	<b>D</b>	<b>H</b>	<b>W</b>	<b>H</b>						
			23.25	25	42	19.25	18	22.5-30.5	19	19						
			<b>RTA 1</b>	<b>FedEx</b>		<b>ups</b>										



model 5228



model 5226



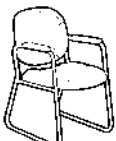
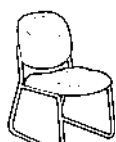

**Optional Base**  
Polished Aluminum base with black scuff tips. Specify "B2". Add \$177.


**STANDARD FEATURES**

- Contoured seat and back, waterfall seat edge and SSU armcaps provide extended comfort.
- All models (except armchairs and side chairs) are standard with a five prong, injection molded base with dual wheel carpet casters (**C65**).
- Seat frame and arm frame are standard in Black.
- Ganging clamp 5233 used for models 5225 and 5226 sled base models. Can be used for Supra models 5332 and 5332L.
- Ganging Clamp 2755 For model 5226. Zinc plated.
- Specifications and pricing is for 1 chair.
- Armchair models are standard with Black glides.
- Check textile availability prior to specifying upholstery material.
- An optional abrasion resistant outer back fabric (polyester) is available. Resistant to impact damage. Available in Black only. Add \$25.
- Vinyl Bumper Guard available with back edge vinyl bumper guard option (**VBG**). Add \$28.
- Non-marking (**NM**) glides are available at no charge to replace Black glides. Please Specify.
- Polished Aluminum base with black scuff tips. Specify "**B2**". Add \$177.
- Please refer to the "Castors Selection" section of the price book for caster options. Optional casters may be priced higher than the standard casters for your chair and the difference will be charged. Lower priced optional casters will not be credited.
- For hard surface flooring casters, specify **C65R**, add \$78.

**OPTIONAL FEATURES**

- Chrome upper finish with Black base available on models 5227 and 5228 Add 10% of opening published grade price.
- Model 5225 and 5226 frame finishes are standard in Black (**TBL**), Shadow (**TSH**), and Tungsten (**TTU**). Chrome (**CHM**) is also available. Add \$43

DESCRIPTION	FEATURES	MODEL#	STANDARD TEXTILE GRADES													
			1	2	3	4	5	6	7	8	9	10	11	12		
 <p><b>Armchair</b> COM Yardage: 1.25 Freight Class: 250 Product Weight (lbs.): 25 Cubic Feet Per Carton: 10.13 (2 per carton)</p> <p>Ergonomic Features: M, N</p>	<p>RTA 00</p> <p>FedEx</p> <p>UPS</p>	5225	451	501	542	599	678	707	781	910	975	1099	1268	1477		
		<b>OVERALL DIMENSIONS</b>			<b>SEAT DIMENSIONS</b>			<b>BACK DIMENSIONS</b>								
		<b>W</b>	<b>D</b>	<b>H</b>	<b>W</b>	<b>D</b>	<b>H</b>	<b>W</b>	<b>H</b>							
		24	25	34	20	18	18	20	18							
 <p><b>Side Chair</b> COM Yardage: 1.25 Freight Class: 250 Product Weight (lbs.): 21 Cubic Feet Per Carton: 8.75 (2 per carton)</p> <p>Ergonomic Features: M, N</p>	<p>RTA 00</p>	5226	417	470	509	567	645	676	747	877	941	1067	1235	1477		
		<b>OVERALL DIMENSIONS</b>			<b>SEAT DIMENSIONS</b>			<b>BACK DIMENSIONS</b>								
		<b>W</b>	<b>D</b>	<b>H</b>	<b>W</b>	<b>D</b>	<b>H</b>	<b>W</b>	<b>H</b>							
		22	25.5	34	20	18	18	20	18							
 <p><b>Ganging Clamp</b> COM Yardage: N/A Freight Class: 70 Product Weight (lbs.): 0.3 Cubic Feet Per Carton: 0.1</p> <p>Ergonomic Features: M, N</p>	<p>RTA 00</p> <p>FedEx</p> <p>UPS</p>	2755	37	-	-	-	-	-	-	-	-	-	-	-		
		<b>OVERALL DIMENSIONS</b>			<b>SEAT DIMENSIONS</b>			<b>BACK DIMENSIONS</b>								
		<b>W</b>	<b>D</b>	<b>H</b>	<b>W</b>	<b>D</b>	<b>H</b>	<b>W</b>	<b>H</b>							
		0	00	0	-	-	-	-	-							

DESCRIPTION	FEATURES	MODEL#	STANDARD TEXTILE GRADES											
			1	2	3	4	5	6	7	8	9	10	11	12
		<b>5233</b>	35	-	-	-	-	-	-	-	-	-	-	-

**Ganging Clamps - Set of 2**

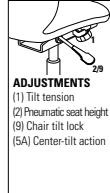
COM Yardage: N/A  
 Freight Class: 70  
 Product Weight: .20  
 Cubic Feet Per Carton: .04

OVERALL DIMENSIONS			SEAT DIMENSIONS			BACK DIMENSIONS	
W	D	H	W	D	H	W	H
.87	7.75	1.5					



**HB Tilter**

COM Yardage: 1.5  
 Freight Class: 250  
 Product Weight (lbs.): 34  
 Cubic Feet Per Carton: 10.13 (2 per carton)



**ADJUSTMENTS**  
 (1) Tilt tension  
 (2) Pneumatic seat height  
 (9) Chair tilt lock  
 (5A) Center-tilt action

Ergonomic Features:  
 A, B, C, M, N, S

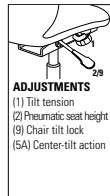
MODEL#	STANDARD TEXTILE GRADES											
	1	2	3	4	5	6	7	8	9	10	11	12
<b>5227</b>	664	726	772	838	935	969	1053	1218	1290	1439	1640	1895
<b>OVERALL DIMENSIONS</b>			<b>SEAT DIMENSIONS</b>			<b>BACK DIMENSIONS</b>						
			<b>W</b>	<b>D</b>	<b>H</b>	<b>W</b>	<b>D</b>	<b>H</b>	<b>W</b>	<b>H</b>		
			24	25.5	38	20	18.5	17.75-21.75	20	19.5		

**RTA 00**



**LB Tilter**

COM Yardage: 1.25  
 Freight Class: 250  
 Product Weight (lbs.): 32  
 Cubic Feet Per Carton: 10.13 (2 per carton)



**ADJUSTMENTS**  
 (1) Tilt tension  
 (2) Pneumatic seat height  
 (9) Chair tilt lock  
 (5A) Center-tilt action

Ergonomic Features:  
 A, B, C, M, N, S

MODEL#	STANDARD TEXTILE GRADES											
	1	2	3	4	5	6	7	8	9	10	11	12
<b>5228</b>	597	647	686	743	823	853	923	1055	1119	1244	1413	1622
<b>OVERALL DIMENSIONS</b>			<b>SEAT DIMENSIONS</b>			<b>BACK DIMENSIONS</b>						
			<b>W</b>	<b>D</b>	<b>H</b>	<b>W</b>	<b>D</b>	<b>H</b>	<b>W</b>	<b>H</b>		
			24	24.5	34	20	18.5	17.75-21.75	20	17.5		

**RTA 00**

## SORA™



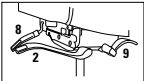
model 6941



model 6942

## MECHANISM:

Weight sensing  
synchro-tilter mechanism (-8)



## ADJUSTMENTS

Weight sensing auto  
tension adjustment  
(2) Pneumatic seat height  
back/lumbar height  
(8) Sliding seat depth  
(9) Multi position tilt lock

## Ergonomic features:

B, C, D, E, H, L, M, N, Q, R, U, V

## STANDARD FEATURES

- Designed in three seat sizes and two back sizes to accommodate many body shapes.
- The upper back shape encourages free lateral movement.
- Features a weight sensing synchro-tilter mechanism (-8) that requires no tilt tension adjustment.
- Side activated sliding seat depth adjustment.
- 4.4" adjustable lumbar area for personalized comfort and support is standard.
- Standard with Global's high quality Soft Descent™ 4" travel pneumatic lift which slowly and gently lowers the seat height of the chair making it easy to obtain the exact seat height you desire.
- 4.5" travel height adjustable arms.
- Five prong, injection molded, fiberglass reinforced nylon base with dual wheel casters.
- Sora is fully compliant with the latest BIFMA G1, GSA, and CGSB specifications.
- Frame is only available in Black.
- Check textile availability prior to specifying upholstery material.

## OPTIONAL FEATURES

- Height (E2), height and width adjustable (E3), and fully ergonomic arms (E4) are available.
- Fully ergonomic arms (E4) are height and width (1.4" travel) adjustable arms with sliding armcaps. Sliding armcaps travel 1" in width and 2" in depth, and articulate 20° inwards and 10° outwards to aim toward the keyboard or mouse area.
- Mesh backs are available in 24 brilliant Vue colors.

Please add option codes in the following order:



- **Model number**  
6941 High back  
6942 Medium back
- **Fabric**  
Specify fabric code
- **Mechanism**  
(-8) Weight sensing synchro-tilt
- **Arms**  
(E2) Height adjustable arms..... **No upcharge**  
(E3) Height and width adjustable arms..... **Add \$102**  
(E4) Fully ergonomic arms..... **Add \$226**
- **Base**  
(B7) Black nylon base..... **No upcharge**  
(A7) Polished aluminum base..... **Add \$177**
- **Casters**  
(C82) Dual wheel carpet casters..... **No upcharge**  
(C82R) Dual wheel hard floor casters..... **Add \$100**
- **Mesh** (colors shown on website)  
(VU10) Sandy Beach (VU23) Chartreuse  
(VU11) Desert Sand (VU26) Pool Blue  
(VU12) Orange Sunset (VU28) Sky  
(VU13) Chocolate Fountain (VU32) Primary Blue  
(VU14) Arctic Blue (VU34) Tangerine  
(VU15) Quarry Grey (VU37) Paprika  
(VU16) Tidal Wave (VU40) Grain  
(VU17) Ivy Moss (VU43) Yellow  
(VU18) Red Rose (VU55) Silver Grey  
(VU19) Coal Black (VU63) Silver  
(VU20) White (VU65) Hot Pink  
(VU21) Lime (VU70) Red Mittens
- **Seat Size**  
(P) Petite seat, 17" wide  
(STAN) Standard seat, 18.5" wide  
(GS) Generous seat, 19.5" wide
- **Cylinder (No Upcharge)**  
(4L) Standard (4")  
(5L) High (5")  
(4S) Short (4"). Seat height: 14.8" - 18.7"  
Seat height range achieved using (C1) casters.

## EXAMPLE SORA ORDER CODE

6942	-HD08	-8	-E4	-A7	-C82	-VU32	-STAN	-4L
Model #	Fabric	Mechanism	Arm	Base	Casters	Mesh	Seat	Cylinder

Sora recommended dimensional information: based on measurements with weight sensing synchro-tilter mechanism				
	Distance between arms (pivot not included)	Standard arm height	Seat depth range	Standard seat height
<b>Petite seat (P)</b> Soft Descent 4" lift & (E4) arm	14.7" - 17.5" = 2.8" adjustment	7" - 11.5"	15.5" - 18.5"	16.1" - 20.1"
<b>Standard seat (STAN)</b> Soft Descent 4" lift & (E4) arm	16.2" - 19" = 2.8" adjustment		16.5" - 19.5"	
<b>Generous seat (GS)</b> Soft Descent 4" lift & (E4) arm	17.2" - 20" = 2.8" adjustment		17.5" - 19.75"	

Measurements shown are measured to the requirements of BIFMA G1-2013 / CGSB 44.232-2008.

DESCRIPTION	FEATURES	MODEL#	STANDARD TEXTILE GRADES												
			1	2	3	4	5	6	7	8	9	10	11	12	
 <p><b>HB Weight Sensing Synchro-Tilter</b>                      COM Yardage: 1                      Freight Class: 250                      Product Weight (lbs.): 60                      Cubic Feet Per Carton: 20.5</p>		<b>6941</b>	1449	1490	1520	1562	1626	1656	1709	1801	1867	1943	2103	2268	
			<b>OVERALL DIMENSIONS</b>			<b>SEAT DIMENSIONS</b>			<b>BACK DIMENSIONS</b>						
				<b>W</b>	<b>D</b>	<b>H</b>	<b>W</b>	<b>D</b>	<b>H</b>	<b>W</b>	<b>H</b>				
				25	24	42.5	18.5	16.5-19.5	16.1-20.1	18.5	26				
							<b>RTA 1</b>	1 per carton							
 <p><b>MB Weight Sensing Synchro-Tilter</b>                      COM Yardage: 1                      Freight Class: 250                      Product Weight (lbs.): 58                      Cubic Feet Per Carton: 20.5</p>		<b>6942</b>	1392	1433	1463	1505	1569	1599	1654	1745	1811	1889	2047	2214	
			<b>OVERALL DIMENSIONS</b>			<b>SEAT DIMENSIONS</b>			<b>BACK DIMENSIONS</b>						
				<b>W</b>	<b>D</b>	<b>H</b>	<b>W</b>	<b>D</b>	<b>H</b>	<b>W</b>	<b>H</b>				
				25	24	40.5	18.5	16.5-19.5	16.1-20.1	18.5	24				
							<b>RTA 1</b>	1 per carton							

**SPRITZ™**



**Tilter**  
6761-4



**Weight Sensing Synchro-Tilter**  
6761-8



**Tilter with Headrest**  
6766-4



**Optional Lumber (LSP)**  
Black plastic back of headrest

**MECHANISMS OPTIONS**

**Tilter (-4)**

**ADJUSTMENTS**  
(1) Tilt tension  
(2) Pneumatic seat height  
(9) Upright position tilt lock  
Center tilt action

**Ergonomic Features:**  
A, B, C, D, H, M, N, Q, S, U

**Weight Sensing (-8)**

**ADJUSTMENTS**  
Weight sensing auto tension adjustment  
(2) Pneumatic seat height  
(8) Sliding seat depth  
(9) Multi position tilt lock

**Ergonomic Features:**  
A, B, C, E, H, L, M, N, Q, U

**SPRITZ NESTING/MULTI-PURPOSE CHAIRS**



For Spritz Nesting/Multi-Purpose chairs, please refer to Multi-Purpose section of price book.

**STANDARD FEATURES**

- An exceptionally comfortable chair series featuring a sophisticated, translucent mesh and models for all applications.
- Side activated sliding seat depth adjustment is standard on weight sensing synchro tilter control mechanism.
- Standard with height adjustable, forward swept arms and sliding armcaps (G4).
- Standard with Global's high quality Soft Descent™ pneumatic lift which slowly and gently lowers the seat height of the chair making it easy to obtain the exact seat height you desire.
- Five prong, injection molded, fiberglass reinforced nylon Black base with C10 dual wheel carpet casters.
- 6766 models come standard with an adjustable headrest, upholstered in the selected seat textile. Headrest has a black plastic back panel.
- Check textile availability prior to specifying upholstery material.
- Models can be ordered in Leather using appropriate grade.

**OPTIONAL FEATURES**

- For additional caster options, please refer to the Arm and Caster section.
- Optional casters may be priced higher than the standard casters for your chair and the difference will be charged. Lower priced optional casters will not be credited.

**OPTION CODES**

Please add option codes in the following order:


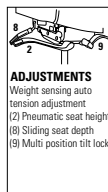

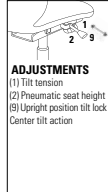

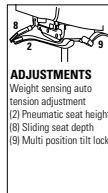
- **Model number**  
6761 Task Chair  
6766 Task Chair with Headrest
- Add (-4) to model number if ordering Tilter mechanism  
Add (-8) to model number if ordering Weight Sensing Synchro-Tilter mechanism
- **Fabric**  
Specify fabric code for seat.
- **Arms**  
(G4) Black nylon arms w/SSU armcaps..... **Standard**
- **Lumbar Pad Option**  
(LSP) Lumbar Pad..... **Add \$43**
- **Base**  
(BK) Black nylon base..... **Standard**  
(M2) Chrome Spider Base..... **Add \$71**
- **Casters**  
(C10) Dual wheel carpet casters ..... **Standard**  
(C10R) Dual wheel hard floor casters..... **Add \$70**
- **Mesh Back**  
(U1) Black  
(U2) Burgundy  
(U3) Blue  
(U4) Green  
(colors shown on website)
- **Vari-Width**  
(WA) Width adjustable arm extensions..... **Add \$92**
- **Chair Assembly**  
(-SU) Assembled in Box..... **Add \$81**

**EXAMPLE OF ORDER CODE:**

6761-4	WA50	G4	LSP	SD	C10	U2	WA	SU
Model Number	Fabric	Arms	Lumbar Pad	Base	Casters	Mesh Back	Vari-Width	Chair Assembly

DESCRIPTION	FEATURES	MODEL#	STANDARD TEXTILE GRADES											
			1	2	3	4	5	6	7	8	9	10	11	12
 <b>Tilter</b> COM Yardage: 1 Freight Class: 150 Product Weight (lbs.): 48 Cubic Feet Per Carton: 10.5	 <b>ADJUSTMENTS</b> (1) Tilt tension (2) Pneumatic seat height (9) Upright position tilt lock Center tilt action	<b>6761-4</b>	1028	1068	1098	1141	1205	1235	1290	1380	1447	1525	1684	1851
		<b>OVERALL DIMENSIONS</b>			<b>SEAT DIMENSIONS</b>			<b>BACK DIMENSIONS</b>						
			<b>W</b>	<b>D</b>	<b>H</b>	<b>W</b>	<b>D</b>	<b>H</b>	<b>W</b>	<b>H</b>				
			26	24	38.5	19.5	19	16-20	17.5	20				



DESCRIPTION	FEATURES	MODEL#	STANDARD TEXTILE GRADES													
			1	2	3	4	5	6	7	8	9	10	11	12		
 <p><b>Weight Sensing Synchro-Tilter</b> COM Yardage: 1 Freight Class: 150 Product Weight (lbs.): 54 Cubic Feet Per Carton: 10.5</p>	 <p><b>ADJUSTMENTS</b> Weight sensing auto tension adjustment (2) Pneumatic seat height (8) Sliding seat depth (9) Multi position tilt lock</p>	<b>6761-8</b>	1176	1216	1246	1289	1353	1383	1438	1529	1596	1674	1834	2000		
		<b>OVERALL DIMENSIONS</b>			<b>SEAT DIMENSIONS</b>			<b>BACK DIMENSIONS</b>								
		<b>W</b>	<b>D</b>	<b>H</b>	<b>W</b>	<b>D</b>	<b>H</b>	<b>W</b>	<b>H</b>							
		26	24	38.5	19.5	19-21.5	16-20	17.5	20							
		RTA 2			FedEx			ups								
 <p><b>Tilter w/Adjustable Headrest</b> COM Yardage: 1 Freight Class: 150 Product Weight (lbs.): 49 Cubic Feet Per Carton: 11</p>	 <p><b>ADJUSTMENTS</b> (1) Tilt tension (2) Pneumatic seat height (9) Upright position tilt lock Center tilt action</p>	<b>6766-4</b>	1053	1087	1115	1155	1212	1239	1291	1373	1438	1508	1654	1809		
		<b>OVERALL DIMENSIONS</b>			<b>SEAT DIMENSIONS</b>			<b>BACK DIMENSIONS</b>								
		<b>W</b>	<b>D</b>	<b>H</b>	<b>W</b>	<b>D</b>	<b>H</b>	<b>W</b>	<b>H</b>							
		26	24	45	19.5	19-21.5	16-20	17.5	20							
		RTA 2			FedEx			ups								
 <p><b>Weight Sensing Synchro-Tilter w/Adjustable Headrest</b> COM Yardage: 1 Freight Class: 150 Product Weight (lbs.): 55 Cubic Feet Per Carton: 11</p>	 <p><b>ADJUSTMENTS</b> Weight sensing auto tension adjustment (2) Pneumatic seat height (8) Sliding seat depth (9) Multi position tilt lock</p>	<b>6766-8</b>	1225	1260	1288	1330	1388	1415	1469	1554	1619	1692	1842	2001		
		<b>OVERALL DIMENSIONS</b>			<b>SEAT DIMENSIONS</b>			<b>BACK DIMENSIONS</b>								
		<b>W</b>	<b>D</b>	<b>H</b>	<b>W</b>	<b>D</b>	<b>H</b>	<b>W</b>	<b>H</b>							
		26	24	45	19.5	19-21.5	16-20	17.5	20							
		RTA 2			FedEx			ups								

**STREAM**

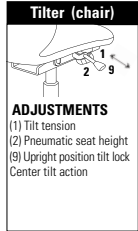


model 2073APP

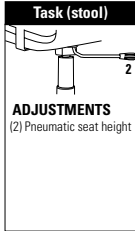


model 2074AUU

**MECHANISMS OPTIONS**



**Ergonomic Features:**  
A, B, C, M, N, S.



**Ergonomic Features:**  
C, M, N

**STANDARD FEATURES**

- Our popular Stream series now features 5-star base task chairs and heights adjustable stools.
- Task chairs are available with tilter mechanism only.
- Height adjustable stools are available with simple swivel mechanism only.
- Task chairs and height adjustable stools have a five-prong base with dual wheel casters.
- Units available with or without arms. Arms match seat/back finish.
- Perforated Polypropylene seats and backs are available in 14 colors.
- Check textile availability prior to specifying upholstery material.

**OPTIONAL FEATURES**

- Base is Black nylon, no upcharge, or Polished Aluminum, add **\$167**.
- Choose (82) carpet casters, no upcharge, or (8R) hard floor casters, add **\$77**.

Please add option codes in the following order:

- **Model number**  
**2073** Task chair  
**2074** Height adjustable stool
- **Textile**  
 Specify textile code for back (UU models only).  
 Specify textile code for seat (PU, UU models only).
- **Seat/back finish** (no upcharge)  
**(BZB)** Buzz Blue **(FRO)** Frost  
**(CCT)** Cactus **(INK)** Ink  
**(CRO)** Carrot **(LAB)** Latte  
**(IVC)** Cloud **(BLK)** Night  
**(DJN)** Dijon **(SND)** Sand  
**(EGP)** Eggplant **(SAR)** Scarlet  
**(FOG)** Fog **(SHW)** Shadow
- **Frame finish**  
**(BK)** Black. No upcharge.  
**(TN)** Tungsten. No upcharge.  
**(CM)** Chrome. Add \$51
- **Base**  
**(B7)** Black nylon base. No upcharge.  
**(A7)** Polished Aluminum base. Add \$177.
- **Casters**  
**(82)** 82 dual wheel carpet casters. No upcharge.  
**(8R)** 8R dual wheel hard floor casters. Add **\$94**




**Stream Multi-Purpose Chairs**












For Stream multi-purpose chairs, please see page 224.

**EXAMPLE STREAM TASK ORDER CODE:**

2073APP	-	-	-IVC	-CM	-A7	-82
Model #	Back Textile	Seat Textile	Seat/back finish	Frame finish	Base	Caster

DESCRIPTION	FEATURES	MODEL#	STANDARD TEXTILE GRADES												
			1	2	3	4	5	6	7	8	9	10	11	12	
 <b>Tilter Chair w/Arms</b> COM Yardage: N/A Freight Class: 250 Product Weight (lbs.):34 Cubic Feet Per Carton: 15.5		<b>2073APP</b>	920	Polypropylene seat & back											
				<b>OVERALL DIMENSIONS</b>			<b>SEAT DIMENSIONS</b>			<b>BACK DIMENSIONS</b>					
				<b>W</b>	<b>D</b>	<b>H</b>	<b>W</b>	<b>D</b>	<b>H</b>	<b>W</b>	<b>H</b>				
				24	23.5	33.5	18	18	15.5-20.5	16	16.5				
		<b>RTA 00</b>		1 per carton											
 <b>2073APU</b>		<b>2073APU</b>	1115	1144	1165	1198	1242	1263	1304	1370	1420	1475	1591	1712	
				Upholstered seat											
					<b>OVERALL DIMENSIONS</b>			<b>SEAT DIMENSIONS</b>			<b>BACK DIMENSIONS</b>				
				<b>W</b>	<b>D</b>	<b>H</b>	<b>W</b>	<b>D</b>	<b>H</b>	<b>W</b>	<b>H</b>				
			24	23.5	33.5	18	18	16-21	16	16					
		<b>RTA 00</b>		1 per carton											
 <b>2073AAU</b>		<b>2073AAU</b>	1236	1265	1286	1317	1362	1384	1424	1489	1538	1594	1709	1830	
				Upholstered seat & back											
					<b>OVERALL DIMENSIONS</b>			<b>SEAT DIMENSIONS</b>			<b>BACK DIMENSIONS</b>				
				<b>W</b>	<b>D</b>	<b>H</b>	<b>W</b>	<b>D</b>	<b>H</b>	<b>W</b>	<b>H</b>				
			24	23.5	33.5	18	18	16-21	16	16					
		<b>RTA 00</b>		1 per carton											

DESCRIPTION	FEATURES	MODEL#	STANDARD TEXTILE GRADES												
			1	2	3	4	5	6	7	8	9	10	11	12	
 <p><b>Armless Tilter Chair</b> COM Yardage: N/A Freight Class: 300 Product Weight (lbs.): 30 Cubic Feet Per Carton:</p>		<b>2073NPP</b>	822	Polypropylene seat & back											
				<b>OVERALL DIMENSIONS</b>			<b>SEAT DIMENSIONS</b>			<b>BACK DIMENSIONS</b>					
				<b>W</b>	<b>D</b>	<b>H</b>	<b>W</b>	<b>D</b>	<b>H</b>	<b>W</b>	<b>H</b>				
				20.5	23.5	33.5	18	18	15.5-20.5	16	16.5				
			<b>RTA 00</b>	1 per carton											
  <p><b>2073NPU</b>      <b>2073NUU</b></p> <p><b>Armless Tilter Chair</b> COM Yardage: 0.75 Freight Class: 250 Product Weight: 33 Cubic Feet Per Carton: 15.5</p>		<b>2073NPU</b>	1016	1045	1066	1097	1142	1163	1204	1268	1318	1372	1488	1609	
				Upholstered seat											
			<b>2073NUU</b>	1137	1166	1187	1218	1262	1284	1324	1388	1438	1492	1606	1726
				Upholstered seat & back											
			<b>RTA 00</b>	1 per carton											
 <p><b>Height Adjustable Stool w/Arms</b> COM Yardage: N/A Freight Class: 300 Product Weight (lbs.): 37 Cubic Feet Per Carton: 19.5</p>		<b>2074APP</b>	1039	Polypropylene seat & back											
				<b>OVERALL DIMENSIONS</b>			<b>SEAT DIMENSIONS</b>			<b>BACK DIMENSIONS</b>					
				<b>W</b>	<b>D</b>	<b>H</b>	<b>W</b>	<b>D</b>	<b>H</b>	<b>W</b>	<b>H</b>				
				24	23.5	43	18	18	22-32	16	16.5				
			<b>RTA 00</b>	1 per carton											
  <p><b>2074APU</b>      <b>2074AUU</b></p> <p><b>Height Adjustable Stool w/Arms</b> COM Yardage: 0.75 Freight Class: 250 Product Weight: 40 Cubic Feet Per Carton: 19.5</p>		<b>2074APU</b>	1231	1263	1284	1319	1365	1387	1429	1498	1551	1608	1728	1857	
				Upholstered seat											
			<b>2074AUU</b>	1352	1381	1404	1437	1484	1505	1548	1614	1666	1726	1844	1971
				Upholstered seat & back											
			<b>RTA 00</b>	1 per carton											
 <p><b>Armless Height Adjustable Stool</b> COM Yardage: N/A Freight Class: 300 Product Weight (lbs.): 33 Cubic Feet Per Carton: 19.5</p>		<b>2074NPP</b>	918	Polypropylene seat & back											
				<b>OVERALL DIMENSIONS</b>			<b>SEAT DIMENSIONS</b>			<b>BACK DIMENSIONS</b>					
				<b>W</b>	<b>D</b>	<b>H</b>	<b>W</b>	<b>D</b>	<b>H</b>	<b>W</b>	<b>H</b>				
				20.5	23.5	43	18	18	22-32	16	16.5				
			<b>RTA 00</b>	1 per carton											

DESCRIPTION	FEATURES	MODEL#	STANDARD TEXTILE GRADES											
			1	2	3	4	5	6	7	8	9	10	11	12
 <b>2074NPU</b>	 <b>2074NUU</b>	<b>2074NPU</b> Upholstered seat	1110	1139	1161	1194	1241	1261	1304	1370	1421	1478	1597	1719
		<b>2074NUU</b> Upholstered seat & back	1233	1264	1285	1317	1364	1385	1427	1492	1544	1600	1715	1840
			<b>OVERALL DIMENSIONS</b>			<b>SEAT DIMENSIONS</b>			<b>BACK DIMENSIONS</b>					
			<b>W</b>	<b>D</b>	<b>H</b>	<b>W</b>	<b>D</b>	<b>H</b>	<b>W</b>	<b>H</b>				
<b>Armless Height Adjustable Stool</b> COM Yardage: 0.75 Freight Class: 300 Product Weight: 38 Cubic Feet Per Carton: 19.5			20.5	23.5	43	18	18	22.5-32.5	16	16				
			<b>RTA 00</b>		1 per carton									

SUPRA™



model 5330-4 (UB)



model 5332 (TUN)



**Impact Resistant Back**  
All models are standard with an impact resistant back cover, in Black Only.



**Optional Base**  
Arched aluminum base available as an option on models that are standard with a black arched base. Specify "TB5". Add \$177.




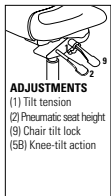

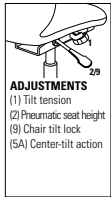

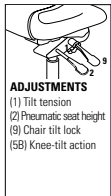
model 5332

STANDARD FEATURES



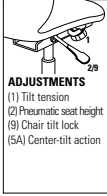












- Contoured cushions support the user in a comfortable, contemporary style.
- Stylish arm/frame design sweeps from under the seat through the back and culminates in a hoop at the rear of the seat.
- Tilters are standard with a Tungsten (TUB) finish and Black nylon base. Armchairs are standard with a Tungsten finish (TTU).
- Molded self-skinned urethane waterfall armrests are available in Black (BK) Only.
- The impact resistant outer back shell adds a decorative look and protects from damage. Available in Black (BK) Only.
- Five prong base models: dual wheel carpet casters
- (C65) are standard.
- Model 5331-4SC features a self centering cylinder which swivels and automatically returns to the starting seat location. This model is standard with a flat 5 star base in Black (BK) with C7 glides.
- Check textile availability prior to specifying upholstery material.

OPTIONAL FEATURES

- Models 5332 and 5332L can be joined together using ganging clamp model 5233.
- Optional steel cushioned glides (B) are available on models 5332 and 5332L. Specify. Add \$36.
- Optional frame finishes include: Please Specify a Tungsten finish with Tungsten base (TUT)\* on Tilter models. Add \$\*\$95. (\* Equipped with a 3" cylinder instead of the standard 4" cylinder to maintain seat height range.)
- Arm frames are available in Black finish with Black nylon base, please specify (TBB). No upcharge.
- Armchair optional frame finishes include: (TBL) Black and (TTU) Tungsten. For a Chrome (CHM) finish on armchairs, add \$134.
- Please refer to the "Casters Selection" section of the price book for caster options. Optional casters may be priced higher than the standard casters for your chair and the difference will be charged. Lower priced optional casters will not be credited.
- For hard surface flooring casters, please specify C65R casters. Add \$78.
- For fully assembled in box, please specify SU. Add \$81

DESCRIPTION	FEATURES	MODEL#	STANDARD TEXTILE GRADES																														
			1	2	3	4	5	6	7	8	9	10	11	12																			
 <p><b>HB Knee - Tilter</b> COM Yardage: 1.5 Freight Class: 250 Product Weight (lbs.): 41 Cubic Feet Per Carton: 13.25</p>	 <p><b>ADJUSTMENTS</b> (1) Tilt tension (2) Pneumatic seat height (9) Chair tilt lock (5B) Knee-tilt action</p>	<p>Ergonomic Features: A, B, C, J, M, N</p>	<table border="1"> <tr> <td>5330-2</td> <td>1009</td> <td>1073</td> <td>1117</td> <td>1186</td> <td>1280</td> <td>1314</td> <td>1399</td> <td>1560</td> <td>1636</td> <td>1784</td> <td>1985</td> <td>2240</td> </tr> </table>												5330-2	1009	1073	1117	1186	1280	1314	1399	1560	1636	1784	1985	2240						
			5330-2	1009	1073	1117	1186	1280	1314	1399	1560	1636	1784	1985	2240																		
			<table border="1"> <tr> <th colspan="3">OVERALL DIMENSIONS</th> <th colspan="3">SEAT DIMENSIONS</th> <th colspan="3">BACK DIMENSIONS</th> </tr> <tr> <th>W</th> <th>D</th> <th>H</th> <th>W</th> <th>D</th> <th>H</th> <th>W</th> <th>H</th> </tr> <tr> <td>26</td> <td>27</td> <td>42.5</td> <td>21</td> <td>18.5</td> <td>17.5-21.5</td> <td>20</td> <td>24</td> </tr> </table>			OVERALL DIMENSIONS			SEAT DIMENSIONS			BACK DIMENSIONS			W	D	H	W	D	H	W	H	26	27	42.5	21	18.5	17.5-21.5	20	24	<p>RTA 2      FedEx      ups</p>		
			OVERALL DIMENSIONS			SEAT DIMENSIONS			BACK DIMENSIONS																								
W	D	H	W	D	H	W	H																										
26	27	42.5	21	18.5	17.5-21.5	20	24																										
 <p><b>HB Tilter</b> COM Yardage: 1.5 Freight Class: 250 Product Weight (lbs.): 40 Cubic Feet Per Carton: 12</p>	 <p><b>ADJUSTMENTS</b> (1) Tilt tension (2) Pneumatic seat height (9) Chair tilt lock (5A) Center-tilt action</p>	<p>Ergonomic Features: A, B, C, M, N, S</p>	<table border="1"> <tr> <td>5330-4</td> <td>765</td> <td>827</td> <td>871</td> <td>940</td> <td>1035</td> <td>1070</td> <td>1154</td> <td>1316</td> <td>1392</td> <td>1541</td> <td>1741</td> <td>1996</td> </tr> </table>												5330-4	765	827	871	940	1035	1070	1154	1316	1392	1541	1741	1996						
			5330-4	765	827	871	940	1035	1070	1154	1316	1392	1541	1741	1996																		
			<table border="1"> <tr> <th colspan="3">OVERALL DIMENSIONS</th> <th colspan="3">SEAT DIMENSIONS</th> <th colspan="3">BACK DIMENSIONS</th> </tr> <tr> <th>W</th> <th>D</th> <th>H</th> <th>W</th> <th>D</th> <th>H</th> <th>W</th> <th>H</th> </tr> <tr> <td>26</td> <td>27</td> <td>42</td> <td>21</td> <td>18.5</td> <td>16.5-20.5</td> <td>20</td> <td>24</td> </tr> </table>			OVERALL DIMENSIONS			SEAT DIMENSIONS			BACK DIMENSIONS			W	D	H	W	D	H	W	H	26	27	42	21	18.5	16.5-20.5	20	24	<p>RTA 2      FedEx      ups</p>		
			OVERALL DIMENSIONS			SEAT DIMENSIONS			BACK DIMENSIONS																								
W	D	H	W	D	H	W	H																										
26	27	42	21	18.5	16.5-20.5	20	24																										
 <p><b>MB Knee - Tilter</b> COM Yardage: 1.25 Freight Class: 250 Product Weight (lbs.): 39 Cubic Feet Per Carton: 13.25</p>	 <p><b>ADJUSTMENTS</b> (1) Tilt tension (2) Pneumatic seat height (9) Chair tilt lock (5B) Knee-tilt action</p>	<p>Ergonomic Features: A, B, C, J, M, N</p>	<table border="1"> <tr> <td>5331-2</td> <td>956</td> <td>1007</td> <td>1048</td> <td>1102</td> <td>1183</td> <td>1212</td> <td>1286</td> <td>1414</td> <td>1479</td> <td>1604</td> <td>1773</td> <td>1982</td> </tr> </table>												5331-2	956	1007	1048	1102	1183	1212	1286	1414	1479	1604	1773	1982						
			5331-2	956	1007	1048	1102	1183	1212	1286	1414	1479	1604	1773	1982																		
			<table border="1"> <tr> <th colspan="3">OVERALL DIMENSIONS</th> <th colspan="3">SEAT DIMENSIONS</th> <th colspan="3">BACK DIMENSIONS</th> </tr> <tr> <th>W</th> <th>D</th> <th>H</th> <th>W</th> <th>D</th> <th>H</th> <th>W</th> <th>H</th> </tr> <tr> <td>26</td> <td>26</td> <td>39.5</td> <td>21</td> <td>18.5</td> <td>17.5-21.5</td> <td>20</td> <td>19.5</td> </tr> </table>			OVERALL DIMENSIONS			SEAT DIMENSIONS			BACK DIMENSIONS			W	D	H	W	D	H	W	H	26	26	39.5	21	18.5	17.5-21.5	20	19.5	<p>RTA 2      FedEx      ups</p>		
			OVERALL DIMENSIONS			SEAT DIMENSIONS			BACK DIMENSIONS																								
W	D	H	W	D	H	W	H																										
26	26	39.5	21	18.5	17.5-21.5	20	19.5																										



DESCRIPTION	FEATURES	MODEL#	STANDARD TEXTILE GRADES												
			1	2	3	4	5	6	7	8	9	10	11	12	
 5331-4	 5331L-4	 <b>ADJUSTMENTS</b> (1) Tilt tension (2) Pneumatic seat height (9) Chair tilt lock (5A) Center-tilt action	5331-4	716	766	809	861	942	973	1042	1176	1239	1364	1533	1742
			<b>OVERALL DIMENSIONS</b>			<b>SEAT DIMENSIONS</b>			<b>BACK DIMENSIONS</b>						
W D H			W D H			W H									
26 26 39			21 18.5 16.5-20.5			20 19.5									
MB Tilter COM Yardage: 1.25 Freight Class: 250 Product Weight (lbs.): 37 Cubic Feet Per Carton: 12			Ergonomic Features: A, B, C, M, N, S			RTA 2			 						
 5331-4SC	 5331L-4SC		5331-4SC	795	850	888	945	1030	1055	1128	1264	1330	1459	1628	1844
			<b>OVERALL DIMENSIONS</b>			<b>SEAT DIMENSIONS</b>			<b>BACK DIMENSIONS</b>						
W D H			W D H			W H									
26 26 37			21 18.5 18			20 19.5									
MB Conference Chair COM Yardage: 1.25 Freight Class: 250 Product Weight (lbs.): 37 Cubic Feet Per Carton: 11.5			Ergonomic Features: A, B, C, M, N, S			RTA 2			 						
 5332	 5332L		5332	597	647	686	743	823	853	923	1055	1119	1244	1413	1622
			<b>OVERALL DIMENSIONS</b>			<b>SEAT DIMENSIONS</b>			<b>BACK DIMENSIONS</b>						
W D H			W D H			W H									
25 25.5 36			21 18.5 17.5			20 19.5									
Armchair COM Yardage: 1.25 Freight Class: 300 Product Weight (lbs.): 28 Cubic Feet Per Carton: 17			Ergonomic Features: M, N			RTA 00									
 5332C	 5332LC		5332C	785	836	877	935	1015	1045	1118	1254	1319	1445	1616	1834
			<b>OVERALL DIMENSIONS</b>			<b>SEAT DIMENSIONS</b>			<b>BACK DIMENSIONS</b>						
W D H			W D H			W H									
25 25.5 38			21 18.5 17.5			20 19.5									
Armchair Casters COM Yardage: 1.25 Freight Class: 300 Product Weight (lbs.): 28 Cubic Feet Per Carton: 17			Ergonomic Features: M, N			RTA 00									
 5335	 5335L		5335	716	766	809	861	942	973	1042	1176	1239	1364	1533	1742
			<b>OVERALL DIMENSIONS</b>			<b>SEAT DIMENSIONS</b>			<b>BACK DIMENSIONS</b>						
W D H			W D H			W H									
25 28 38			21 18.5 18.5			20 19.5									
Armchair Sled base COM Yardage: 1.25 Freight Class: 300 Product Weight (lbs.): 33 Cubic Feet Per Carton: 17.5			Ergonomic Features: M, N			RTA 00									

SUPRA X™



**Impact Resistant Back**  
All models are standard with an impact resistant back cover, in Black Only.

model 5336-5



**Additional stitch detail for leather upholstery**

model 5337-6

STANDARD FEATURES

- Ergonomic office seating with height adjustable lumbar support.
- Control knobs on the outside of the back allow the adjustment of the lumbar support.
- An impact resistant outer back shell adds a distinctive look to this series and protects against damage.
- Height and depth adjustable lumbar support.
- Standard with adjustable height forward swept arms with kidney shaped urethane armcaps (SC).
- Base and frame are standard in Black (BK).
- All models are standard with a five-legged, injection molded "spider" base.
- C65 casters are standard.
- Check textile availability prior to specifying upholstery material.

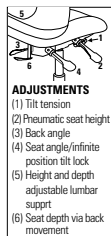
OPTIONAL FEATURES

- Please refer to "Arms Selection" section of the price book for arm options.
- Please refer to "Cylinder Selection" section of the price book for additional cylinder options.
- Please refer to the "Casters Selection" section of the price book for caster options. Optional casters may be priced higher than the standard casters for your chair and the difference will be charged. Lower priced optional casters will not be credited.
- For hard surface flooring casters, please specify C65R casters. Add \$78
- Vari-Width Adapter Plate (WA) is standard when chair is ordered with adjustable height arms. Allows each arm to move outward an additional 2" (for a total of 4" extra seat width) and locks with the use of an easy to maneuver lever (WA).
- For fully assembled in box, please SU. Add \$81

DESCRIPTION FEATURES MODEL# STANDARD TEXTILE GRADES



**HB Multi - Tilter**  
COM Yardage: 1.5  
Freight Class: 150  
Product Weight (lbs.): 58  
Cubic Feet Per Carton: 10.5



Ergonomic Features:  
A, B, C, E, G, H, M, N, S

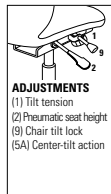
MODEL#	1	2	3	4	5	6	7	8	9	10	11	12
5333-3	1147	1211	1257	1325	1424	1458	1544	1709	1785	1940	2144	2401

OVERALL DIMENSIONS			SEAT DIMENSIONS			BACK DIMENSIONS	
W	D	H	W	D	H	W	H
26	26.5	41	20	19-20	16-20	18	23.5

RTA 2 FedEx UPS



**HB Tilter**  
COM Yardage: 1.5  
Freight Class: 150  
Product Weight (lbs.): 55  
Cubic Feet Per Carton: 10.5



Ergonomic Features:  
A, B, C, E, H, M, N, S

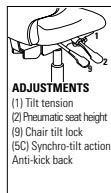
MODEL#	1	2	3	4	5	6	7	8	9	10	11	12
5333-4	1070	1134	1181	1249	1347	1380	1468	1632	1709	1861	2067	2326

OVERALL DIMENSIONS			SEAT DIMENSIONS			BACK DIMENSIONS	
W	D	H	W	D	H	W	H
26	25.5	41.5	21	18-19	16-20	18	23

RTA 2 FedEx UPS



**MB Synchro - Tilter**  
COM Yardage: 1.25  
Freight Class: 150  
Product Weight (lbs.): 57  
Cubic Feet Per Carton: 10.5


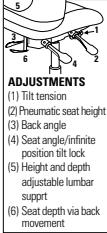




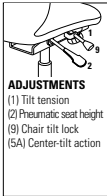


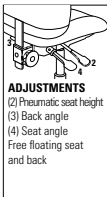

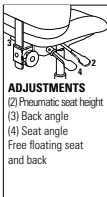

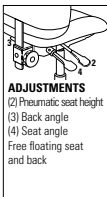


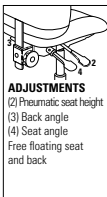
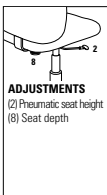



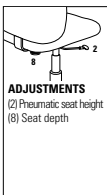






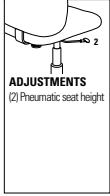

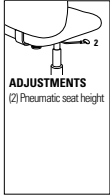
Ergonomic Features:  
A, B, C, H, L, M, N, Q

MODEL#	1	2	3	4	5	6	7	8	9	10	11	12
5336-1	1339	1396	1433	1492	1574	1601	1674	1809	1874	2004	2170	2388

OVERALL DIMENSIONS			SEAT DIMENSIONS			BACK DIMENSIONS	
W	D	H	W	D	H	W	H
26	26.5	37.5	20	19-20	16-20	18	16.5

RTA 2 FedEx UPS

DESCRIPTION	FEATURES	MODEL#	STANDARD TEXTILE GRADES													
			1	2	3	4	5	6	7	8	9	10	11	12		
 <p><b>MB Multi - Tilter</b> COM Yardage: 1.25 Freight Class: 150 Product Weight (lbs.): 55 Cubic Feet Per Carton: 10.5</p>	 <p><b>ADJUSTMENTS</b> (1) Tilt tension (2) Pneumatic seat height (3) Back angle (4) Seat angle/infinite position tilt lock (5) Height and depth adjustable lumbar support (6) Seat depth via back movement</p>	<b>5336-3</b>	975	1023	1055	1107	1180	1213	1278	1383	1464	1553	1737	1934		
			<b>OVERALL DIMENSIONS</b>			<b>SEAT DIMENSIONS</b>			<b>BACK DIMENSIONS</b>							
			<b>W</b>	<b>D</b>	<b>H</b>	<b>W</b>	<b>D</b>	<b>H</b>	<b>W</b>	<b>H</b>						
			26	26.5	37.5	20	17-18.5	17-21	18	20						
<p>Ergonomic Features: A, B, C, E, G, H, M, N, Q, S</p>	  															
		 <p><b>MB Tilter</b> COM Yardage: 1.25 Freight Class: 150 Product Weight (lbs.): 53 Cubic Feet Per Carton: 10.5</p>	 <p><b>ADJUSTMENTS</b> (1) Tilt tension (2) Pneumatic seat height (9) Chair tilt lock (5A) Center-tilt action</p>	<b>5336-4</b>	975	1025	1063	1120	1199	1236	1309	1424	1511	1612	1814	2033
					<b>OVERALL DIMENSIONS</b>			<b>SEAT DIMENSIONS</b>			<b>BACK DIMENSIONS</b>					
					<b>W</b>	<b>D</b>	<b>H</b>	<b>W</b>	<b>D</b>	<b>H</b>	<b>W</b>	<b>H</b>				
26	25.5				37.5	21	18-19	16-20	19	19						
<p>Ergonomic Features: A, B, C, E, H, M, N, Q, S</p>	  															
		 <p><b>MB Operator</b> COM Yardage: 1.25 Freight Class: 150 Product Weight (lbs.): 49 Cubic Feet Per Carton: 9.25</p>	 <p><b>ADJUSTMENTS</b> (2) Pneumatic seat height (3) Back angle (4) Seat angle Free floating seat and back</p>	<b>5336-5</b>	943	991	1026	1080	1156	1192	1261	1370	1455	1548	1741	1949
					<b>OVERALL DIMENSIONS</b>			<b>SEAT DIMENSIONS</b>			<b>BACK DIMENSIONS</b>					
					<b>W</b>	<b>D</b>	<b>H</b>	<b>W</b>	<b>D</b>	<b>H</b>	<b>W</b>	<b>H</b>				
26	27.5				37.5	20	17-18.5	16.5-21.5	18	20						
<p>Ergonomic Features: C, E, F, G, H, M, N, Q, S</p>	  															
		 <p><b>MB Operator Armless</b> COM Yardage: 1.25 Freight Class: 150 Product Weight (lbs.): 43 Cubic Feet Per Carton: 9.25</p>	 <p><b>ADJUSTMENTS</b> (2) Pneumatic seat height (3) Back angle (4) Seat angle Free floating seat and back</p>	<b>5337-5</b>	781	829	865	918	995	1032	1101	1212	1296	1391	1586	1795
					<b>OVERALL DIMENSIONS</b>			<b>SEAT DIMENSIONS</b>			<b>BACK DIMENSIONS</b>					
					<b>W</b>	<b>D</b>	<b>H</b>	<b>W</b>	<b>D</b>	<b>H</b>	<b>W</b>	<b>H</b>				
20	27.5				37.5	20	17-18.5	16.5-21.5	18	20						
<p>Ergonomic Features: C, E, F, G, M, N, Q, S</p>	  															
		 <p><b>MB Task Armless</b> COM Yardage: 1.25 Freight Class: 150 Product Weight (lbs.): 30 Cubic Feet Per Carton: 6.75</p>	 <p><b>ADJUSTMENTS</b> (2) Pneumatic seat height (8) Seat depth</p>	<b>5337-6</b>	633	683	722	779	859	897	969	1087	1177	1277	1483	1703
					<b>OVERALL DIMENSIONS</b>			<b>SEAT DIMENSIONS</b>			<b>BACK DIMENSIONS</b>					
					<b>W</b>	<b>D</b>	<b>H</b>	<b>W</b>	<b>D</b>	<b>H</b>	<b>W</b>	<b>H</b>				
20	25				38.5	20	17-18.5	16.5-21.5	18	20						
<p>Ergonomic Features: C, E, M, N, Q</p>	  															

DESCRIPTION	FEATURES	MODEL#	STANDARD TEXTILE GRADES													
			1	2	3	4	5	6	7	8	9	10	11	12		
 <p><b>Height Adjustable Chair Task</b>                      COM Yardage: 1.25                      Freight Class: 125                      Product Weight (lbs.): 42                      Cubic Feet Per Carton: 6.75</p>	 <p><b>ADJUSTMENTS</b>                      (2) Pneumatic seat height</p>	<b>5338-6</b>	1302	1354	1393	1450	1532	1570	1643	1762	1853	1953	2162	2383		
			<b>OVERALL DIMENSIONS</b>			<b>SEAT DIMENSIONS</b>			<b>BACK DIMENSIONS</b>							
			<b>W</b>	<b>D</b>	<b>H</b>	<b>W</b>	<b>D</b>	<b>H</b>	<b>W</b>	<b>H</b>						
			26	25	46.5	20	18.5-19.5	23.5-33.5	18	19						
			<b>RTA 2</b>	<b>FedEx</b>	<b>ups</b>											
 <p><b>Height Adjustable Chair Task Armless</b>                      COM Yardage: 1.25                      Freight Class: 150                      Product Weight (lbs.): 36                      Cubic Feet Per Carton: 6.75</p>	 <p><b>ADJUSTMENTS</b>                      (2) Pneumatic seat height</p>	<b>5339-6</b>	1137	1189	1228	1287	1370	1408	1484	1603	1695	1797	2008	2230		
			<b>OVERALL DIMENSIONS</b>			<b>SEAT DIMENSIONS</b>			<b>BACK DIMENSIONS</b>							
			<b>W</b>	<b>D</b>	<b>H</b>	<b>W</b>	<b>D</b>	<b>H</b>	<b>W</b>	<b>H</b>						
			20	25	46.5	20	18.5-19.5	23.5-33.5	18	19						
			<b>RTA 2</b>	<b>FedEx</b>	<b>ups</b>											

**SYNOPSIS®**



model 5080-3



model 5091-4




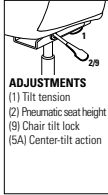

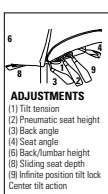
model 5090-4PB


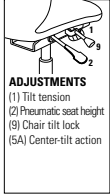



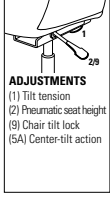

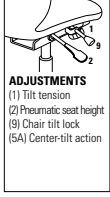



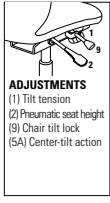



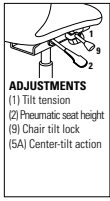


**STANDARD FEATURES**


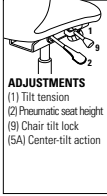




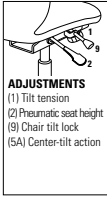


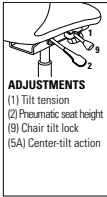








- A compound curved back adds a distinct look while maximizing comfort.
- Fixed height, impact and scuff resistant curved arms are standard on models 5090-4, 5091-4 and 5092
- Tilter, Synchro-Tilter, and Multi-Tilter models (starting with 5080) are standard with adjustable height T arms with teardrop shaped urethane armcaps (3B).
- Ratchet style back height and pneumatic seat height adjustments is standard on Synchro-Tilter and Multi-Tilter models.
- Vari-Width (WA), Width adjustable arm extensions are standard with adjustable height T arms.
- Synchro-Tilter and Multi-Tilters feature a black impact resistant outer back shell. Height adjustable stools have a plastic back panel. All other models feature a fully upholstered outer back.
- Sliding seat depth is available on Synchro-Tilters and Multi-Tilters. Seat depth can be adjusted with a lever on the side of the chair.
- All models (except armchair) are standard with a five-legged, injection molded base.
- Base and arms are available in Black (BK) Only.
- C65 casters are standard.
- Pedestal base models are offered on 5090 and 5091 (-4) Tilter mechanisms only. These models provide fixed location seating for use in auditoriums, classrooms, jury boxes, public venues and more. The base must be mounted to the floor (mounting hardware not included). See Pedestal Base Installation Guide for details.
- Check textile availability prior to specifying upholstery material.

**OPTIONAL FEATURES**

- Polished Aluminum base with black scuff tips. Specify "B2". Add \$177. Available on select models: 5080-0, 5080-4, 5081-0, 5081-4, 5090-4, and 5091-4.
- Please refer to "Arms Selection" section of the price book for arm options.
- Please refer to "Cylinder Selection" section of the price book for additional cylinder options.
- For hard surface flooring casters, specify C65R, add \$78.
- Please refer to the "Casters Selection" section of the price book for caster options. Optional casters may be priced higher than the standard casters for your chair and the difference will be charged. Lower priced optional casters will not be credited.
- For fully assembled in box, specify SU. Add \$81
- Pedestal Base models have black bases with 2" height adjust cylinders. Specify (SH) swivel, auto return to max height (no upcharge); (SN) non-swivel, auto return to max height (Add \$23); or (SC) swivel, self-centering and return to max height (Add \$35).

DESCRIPTION	FEATURES	MODEL#	STANDARD TEXTILE GRADES																								
			1	2	3	4	5	6	7	8	9	10	11	12													
 <p><b>HB Synchro - Tilter w/Back Angle Adjustment</b> COM Yardage: 2 Freight Class: 150 Product Weight (lbs.): 65 Cubic Feet Per Carton: 14.25</p>	 <p><b>ADJUSTMENTS</b> (1) Tilt tension (2) Pneumatic seat height (9) Chair tilt lock (5A) Center-tilt action</p>	<p>Ergonomic Features: A, B, C, E, H, L, M, N, R</p>	<table border="1"> <tr> <td>5080-0</td> <td>1270</td> <td>1411</td> <td>1470</td> <td>1559</td> <td>1685</td> <td>1729</td> <td>1837</td> <td>2045</td> <td>2145</td> <td>2337</td> <td>2599</td> <td>2927</td> </tr> </table>												5080-0	1270	1411	1470	1559	1685	1729	1837	2045	2145	2337	2599	2927
			5080-0	1270	1411	1470	1559	1685	1729	1837	2045	2145	2337	2599	2927												
			<p><b>OVERALL DIMENSIONS</b></p> <table border="1"> <tr> <th>W</th> <th>D</th> <th>H</th> <th>W</th> <th>D</th> <th>H</th> <th>W</th> <th>H</th> </tr> <tr> <td>24</td> <td>25</td> <td>46</td> <td>19.5</td> <td>18-20.5</td> <td>17-21</td> <td>19</td> <td>26-28.5</td> </tr> </table>			W	D	H	W	D	H	W	H	24	25	46	19.5	18-20.5	17-21	19	26-28.5						
W	D	H	W	D	H	W	H																				
24	25	46	19.5	18-20.5	17-21	19	26-28.5																				
<p>RTA 1</p>																											
 <p><b>HB Multi - Tilter</b> COM Yardage: 2 Freight Class: 150 Product Weight (lbs.): 67 Cubic Feet Per Carton: 14.25</p>	 <p><b>ADJUSTMENTS</b> (1) Tilt tension (2) Pneumatic seat height (3) Back angle (4) Seat angle (6) Back/Lumbar height (8) Sliding seat depth (9) Infinite position tilt lock Center tilt action</p>	<p>Ergonomic Features: A, B, C, D, E, F, G, H, M, N, O, S</p>	<table border="1"> <tr> <td>5080-3</td> <td>1270</td> <td>1410</td> <td>1469</td> <td>1559</td> <td>1685</td> <td>1726</td> <td>1837</td> <td>2045</td> <td>2143</td> <td>2337</td> <td>2599</td> <td>2926</td> </tr> </table>												5080-3	1270	1410	1469	1559	1685	1726	1837	2045	2143	2337	2599	2926
			5080-3	1270	1410	1469	1559	1685	1726	1837	2045	2143	2337	2599	2926												
			<p><b>OVERALL DIMENSIONS</b></p> <table border="1"> <tr> <th>W</th> <th>D</th> <th>H</th> <th>W</th> <th>D</th> <th>H</th> <th>W</th> <th>H</th> </tr> <tr> <td>24</td> <td>25</td> <td>46</td> <td>19.5</td> <td>18-20.5</td> <td>17-21</td> <td>19</td> <td>26-28.5</td> </tr> </table>			W	D	H	W	D	H	W	H	24	25	46	19.5	18-20.5	17-21	19	26-28.5						
W	D	H	W	D	H	W	H																				
24	25	46	19.5	18-20.5	17-21	19	26-28.5																				
<p>RTA 1</p>																											

DESCRIPTION	FEATURES	MODEL#	STANDARD TEXTILE GRADES																																	
			1	2	3	4	5	6	7	8	9	10	11	12																						
 <p><b>HB Tilter</b> COM Yardage: 2 Freight Class: 150 Product Weight (lbs.): 45 Cubic Feet Per Carton: 9.75</p>	 <p><b>ADJUSTMENTS</b> (1) Tilt tension (2) Pneumatic seat height (9) Chair tilt lock (5A) Center-tilt action</p>	<p>Ergonomic Features: A, B, C, M, N, S</p>	<table border="1"> <tr> <td>5080-4</td> <td>1088</td> <td>1166</td> <td>1225</td> <td>1313</td> <td>1439</td> <td>1481</td> <td>1591</td> <td>1799</td> <td>1898</td> <td>2091</td> <td>2353</td> <td>2680</td> </tr> </table>												5080-4	1088	1166	1225	1313	1439	1481	1591	1799	1898	2091	2353	2680									
			5080-4	1088	1166	1225	1313	1439	1481	1591	1799	1898	2091	2353	2680																					
			<table border="1"> <tr> <th colspan="3">OVERALL DIMENSIONS</th> <th colspan="3">SEAT DIMENSIONS</th> <th colspan="2">BACK DIMENSIONS</th> </tr> <tr> <th>W</th> <th>D</th> <th>H</th> <th>W</th> <th>D</th> <th>H</th> <th>W</th> <th>H</th> </tr> <tr> <td>24.5</td> <td>26.5</td> <td>43.5</td> <td>19.5</td> <td>18-19.5</td> <td>16.5-20.5</td> <td>19</td> <td>25.5</td> </tr> </table>			OVERALL DIMENSIONS			SEAT DIMENSIONS			BACK DIMENSIONS		W	D	H	W	D	H	W	H	24.5	26.5	43.5	19.5	18-19.5	16.5-20.5	19	25.5	<p>RTA 2</p>  						
			OVERALL DIMENSIONS			SEAT DIMENSIONS			BACK DIMENSIONS																											
W	D	H	W	D	H	W	H																													
24.5	26.5	43.5	19.5	18-19.5	16.5-20.5	19	25.5																													
<table border="1"> <tr> <th>1</th> <th>2</th> <th>3</th> <th>4</th> <th>5</th> <th>6</th> <th>7</th> <th>8</th> <th>9</th> <th>10</th> <th>11</th> <th>12</th> </tr> <tr> <td>5081-0</td> <td>1148</td> <td>1274</td> <td>1327</td> <td>1403</td> <td>1511</td> <td>1552</td> <td>1646</td> <td>1827</td> <td>1915</td> <td>2083</td> <td>2313</td> <td>2600</td> </tr> </table>												1	2	3	4	5	6	7	8	9	10	11	12	5081-0	1148	1274	1327	1403	1511	1552	1646	1827	1915	2083	2313	2600
1	2	3	4	5	6	7	8	9	10	11	12																									
5081-0	1148	1274	1327	1403	1511	1552	1646	1827	1915	2083	2313	2600																								
<table border="1"> <tr> <th colspan="3">OVERALL DIMENSIONS</th> <th colspan="3">SEAT DIMENSIONS</th> <th colspan="2">BACK DIMENSIONS</th> </tr> <tr> <th>W</th> <th>D</th> <th>H</th> <th>W</th> <th>D</th> <th>H</th> <th>W</th> <th>H</th> </tr> <tr> <td>24</td> <td>25</td> <td>42</td> <td>19.5</td> <td>18-20.5</td> <td>17-21</td> <td>19</td> <td>22-24.5</td> </tr> </table>			OVERALL DIMENSIONS			SEAT DIMENSIONS			BACK DIMENSIONS		W	D	H	W	D	H	W	H	24	25	42	19.5	18-20.5	17-21	19	22-24.5	<p>RTA 1</p>									
OVERALL DIMENSIONS			SEAT DIMENSIONS			BACK DIMENSIONS																														
W	D	H	W	D	H	W	H																													
24	25	42	19.5	18-20.5	17-21	19	22-24.5																													
 <p><b>MB Synchro - Tilter w/Back Angle Adjustment</b> COM Yardage: 1.75 Freight Class: 150 Product Weight (lbs.): 62 Cubic Feet Per Carton: 14.25</p>	 <p><b>ADJUSTMENTS</b> (1) Tilt tension (2) Pneumatic seat height (9) Chair tilt lock (5A) Center-tilt action</p>	<p>Ergonomic Features: A, B, C, E, H, L, M, N, R</p>	<table border="1"> <tr> <td>5081-3</td> <td>1148</td> <td>1274</td> <td>1327</td> <td>1403</td> <td>1511</td> <td>1552</td> <td>1646</td> <td>1827</td> <td>1915</td> <td>2083</td> <td>2313</td> <td>2600</td> </tr> </table>												5081-3	1148	1274	1327	1403	1511	1552	1646	1827	1915	2083	2313	2600									
			5081-3	1148	1274	1327	1403	1511	1552	1646	1827	1915	2083	2313	2600																					
			<table border="1"> <tr> <th colspan="3">OVERALL DIMENSIONS</th> <th colspan="3">SEAT DIMENSIONS</th> <th colspan="2">BACK DIMENSIONS</th> </tr> <tr> <th>W</th> <th>D</th> <th>H</th> <th>W</th> <th>D</th> <th>H</th> <th>W</th> <th>H</th> </tr> <tr> <td>24</td> <td>25</td> <td>42</td> <td>19.5</td> <td>18-20.5</td> <td>17-21</td> <td>19</td> <td>22-24.5</td> </tr> </table>			OVERALL DIMENSIONS			SEAT DIMENSIONS			BACK DIMENSIONS		W	D	H	W	D	H	W	H	24	25	42	19.5	18-20.5	17-21	19	22-24.5	<p>RTA 1</p>						
			OVERALL DIMENSIONS			SEAT DIMENSIONS			BACK DIMENSIONS																											
W	D	H	W	D	H	W	H																													
24	25	42	19.5	18-20.5	17-21	19	22-24.5																													
<table border="1"> <tr> <th>1</th> <th>2</th> <th>3</th> <th>4</th> <th>5</th> <th>6</th> <th>7</th> <th>8</th> <th>9</th> <th>10</th> <th>11</th> <th>12</th> </tr> <tr> <td>5081-3</td> <td>1148</td> <td>1274</td> <td>1327</td> <td>1403</td> <td>1511</td> <td>1552</td> <td>1646</td> <td>1827</td> <td>1915</td> <td>2083</td> <td>2313</td> <td>2600</td> </tr> </table>												1	2	3	4	5	6	7	8	9	10	11	12	5081-3	1148	1274	1327	1403	1511	1552	1646	1827	1915	2083	2313	2600
1	2	3	4	5	6	7	8	9	10	11	12																									
5081-3	1148	1274	1327	1403	1511	1552	1646	1827	1915	2083	2313	2600																								
<table border="1"> <tr> <th colspan="3">OVERALL DIMENSIONS</th> <th colspan="3">SEAT DIMENSIONS</th> <th colspan="2">BACK DIMENSIONS</th> </tr> <tr> <th>W</th> <th>D</th> <th>H</th> <th>W</th> <th>D</th> <th>H</th> <th>W</th> <th>H</th> </tr> <tr> <td>24</td> <td>25</td> <td>42</td> <td>19.5</td> <td>18-20.5</td> <td>17-21</td> <td>19</td> <td>22-24.5</td> </tr> </table>			OVERALL DIMENSIONS			SEAT DIMENSIONS			BACK DIMENSIONS		W	D	H	W	D	H	W	H	24	25	42	19.5	18-20.5	17-21	19	22-24.5	<p>RTA 1</p>									
OVERALL DIMENSIONS			SEAT DIMENSIONS			BACK DIMENSIONS																														
W	D	H	W	D	H	W	H																													
24	25	42	19.5	18-20.5	17-21	19	22-24.5																													
 <p><b>MB Multi - Tilter</b> COM Yardage: 1.75 Freight Class: 150 Product Weight (lbs.): 64 Cubic Feet Per Carton: 14.25</p>	 <p><b>ADJUSTMENTS</b> (1) Tilt tension (2) Pneumatic seat height (3) Back angle (6) Back height (7) Forward tilt lock (9) Chair tilt lock (5A) Center-tilt action</p>	<p>Ergonomic Features: A, B, C, D, E, F, G, H, M, N, Q, S</p>	<table border="1"> <tr> <td>5081-4</td> <td>956</td> <td>1030</td> <td>1087</td> <td>1172</td> <td>1289</td> <td>1344</td> <td>1450</td> <td>1623</td> <td>1754</td> <td>1901</td> <td>2202</td> <td>2523</td> </tr> </table>												5081-4	956	1030	1087	1172	1289	1344	1450	1623	1754	1901	2202	2523									
			5081-4	956	1030	1087	1172	1289	1344	1450	1623	1754	1901	2202	2523																					
			<table border="1"> <tr> <th colspan="3">OVERALL DIMENSIONS</th> <th colspan="3">SEAT DIMENSIONS</th> <th colspan="2">BACK DIMENSIONS</th> </tr> <tr> <th>W</th> <th>D</th> <th>H</th> <th>W</th> <th>D</th> <th>H</th> <th>W</th> <th>H</th> </tr> <tr> <td>24.5</td> <td>26.5</td> <td>43.5</td> <td>19.5</td> <td>18-19.5</td> <td>16.5-20.5</td> <td>19</td> <td>25.5</td> </tr> </table>			OVERALL DIMENSIONS			SEAT DIMENSIONS			BACK DIMENSIONS		W	D	H	W	D	H	W	H	24.5	26.5	43.5	19.5	18-19.5	16.5-20.5	19	25.5	<p>RTA 2</p>  						
			OVERALL DIMENSIONS			SEAT DIMENSIONS			BACK DIMENSIONS																											
W	D	H	W	D	H	W	H																													
24.5	26.5	43.5	19.5	18-19.5	16.5-20.5	19	25.5																													
<table border="1"> <tr> <th>1</th> <th>2</th> <th>3</th> <th>4</th> <th>5</th> <th>6</th> <th>7</th> <th>8</th> <th>9</th> <th>10</th> <th>11</th> <th>12</th> </tr> <tr> <td>5081-4</td> <td>956</td> <td>1030</td> <td>1087</td> <td>1172</td> <td>1289</td> <td>1344</td> <td>1450</td> <td>1623</td> <td>1754</td> <td>1901</td> <td>2202</td> <td>2523</td> </tr> </table>												1	2	3	4	5	6	7	8	9	10	11	12	5081-4	956	1030	1087	1172	1289	1344	1450	1623	1754	1901	2202	2523
1	2	3	4	5	6	7	8	9	10	11	12																									
5081-4	956	1030	1087	1172	1289	1344	1450	1623	1754	1901	2202	2523																								
<table border="1"> <tr> <th colspan="3">OVERALL DIMENSIONS</th> <th colspan="3">SEAT DIMENSIONS</th> <th colspan="2">BACK DIMENSIONS</th> </tr> <tr> <th>W</th> <th>D</th> <th>H</th> <th>W</th> <th>D</th> <th>H</th> <th>W</th> <th>H</th> </tr> <tr> <td>24.5</td> <td>26.5</td> <td>43.5</td> <td>19.5</td> <td>18-19.5</td> <td>16.5-20.5</td> <td>19</td> <td>25.5</td> </tr> </table>			OVERALL DIMENSIONS			SEAT DIMENSIONS			BACK DIMENSIONS		W	D	H	W	D	H	W	H	24.5	26.5	43.5	19.5	18-19.5	16.5-20.5	19	25.5	<p>RTA 2</p>									
OVERALL DIMENSIONS			SEAT DIMENSIONS			BACK DIMENSIONS																														
W	D	H	W	D	H	W	H																													
24.5	26.5	43.5	19.5	18-19.5	16.5-20.5	19	25.5																													
 <p><b>MB Tilter</b> COM Yardage: 1.75 Freight Class: 150 Product Weight (lbs.): 45 Cubic Feet Per Carton: 9.75</p>	 <p><b>ADJUSTMENTS</b> (1) Tilt tension (2) Pneumatic seat height (9) Chair tilt lock (5A) Center-tilt action</p>	<p>Ergonomic Features: A, B, C, M, N, S</p>	<table border="1"> <tr> <td>5081-4</td> <td>956</td> <td>1030</td> <td>1087</td> <td>1172</td> <td>1289</td> <td>1344</td> <td>1450</td> <td>1623</td> <td>1754</td> <td>1901</td> <td>2202</td> <td>2523</td> </tr> </table>												5081-4	956	1030	1087	1172	1289	1344	1450	1623	1754	1901	2202	2523									
			5081-4	956	1030	1087	1172	1289	1344	1450	1623	1754	1901	2202	2523																					
			<table border="1"> <tr> <th colspan="3">OVERALL DIMENSIONS</th> <th colspan="3">SEAT DIMENSIONS</th> <th colspan="2">BACK DIMENSIONS</th> </tr> <tr> <th>W</th> <th>D</th> <th>H</th> <th>W</th> <th>D</th> <th>H</th> <th>W</th> <th>H</th> </tr> <tr> <td>24.5</td> <td>26.5</td> <td>43.5</td> <td>19.5</td> <td>18-19.5</td> <td>16.5-20.5</td> <td>19</td> <td>25.5</td> </tr> </table>			OVERALL DIMENSIONS			SEAT DIMENSIONS			BACK DIMENSIONS		W	D	H	W	D	H	W	H	24.5	26.5	43.5	19.5	18-19.5	16.5-20.5	19	25.5	<p>RTA 2</p>  						
			OVERALL DIMENSIONS			SEAT DIMENSIONS			BACK DIMENSIONS																											
W	D	H	W	D	H	W	H																													
24.5	26.5	43.5	19.5	18-19.5	16.5-20.5	19	25.5																													
<table border="1"> <tr> <th>1</th> <th>2</th> <th>3</th> <th>4</th> <th>5</th> <th>6</th> <th>7</th> <th>8</th> <th>9</th> <th>10</th> <th>11</th> <th>12</th> </tr> <tr> <td>5081-4</td> <td>956</td> <td>1030</td> <td>1087</td> <td>1172</td> <td>1289</td> <td>1344</td> <td>1450</td> <td>1623</td> <td>1754</td> <td>1901</td> <td>2202</td> <td>2523</td> </tr> </table>												1	2	3	4	5	6	7	8	9	10	11	12	5081-4	956	1030	1087	1172	1289	1344	1450	1623	1754	1901	2202	2523
1	2	3	4	5	6	7	8	9	10	11	12																									
5081-4	956	1030	1087	1172	1289	1344	1450	1623	1754	1901	2202	2523																								
<table border="1"> <tr> <th colspan="3">OVERALL DIMENSIONS</th> <th colspan="3">SEAT DIMENSIONS</th> <th colspan="2">BACK DIMENSIONS</th> </tr> <tr> <th>W</th> <th>D</th> <th>H</th> <th>W</th> <th>D</th> <th>H</th> <th>W</th> <th>H</th> </tr> <tr> <td>24.5</td> <td>26.5</td> <td>43.5</td> <td>19.5</td> <td>18-19.5</td> <td>16.5-20.5</td> <td>19</td> <td>25.5</td> </tr> </table>			OVERALL DIMENSIONS			SEAT DIMENSIONS			BACK DIMENSIONS		W	D	H	W	D	H	W	H	24.5	26.5	43.5	19.5	18-19.5	16.5-20.5	19	25.5	<p>RTA 2</p>									
OVERALL DIMENSIONS			SEAT DIMENSIONS			BACK DIMENSIONS																														
W	D	H	W	D	H	W	H																													
24.5	26.5	43.5	19.5	18-19.5	16.5-20.5	19	25.5																													
 <p><b>HB Tilter w/ Fixed Arm</b> COM Yardage: 2 Freight Class: 250 Product Weight (lbs.): 41 Cubic Feet Per Carton: 11.5</p>	 <p><b>ADJUSTMENTS</b> (1) Tilt tension (2) Pneumatic seat height (9) Chair tilt lock (5A) Center-tilt action</p>	<p>Ergonomic Features: A, B, C, M, N, S</p>	<table border="1"> <tr> <td>5090-4</td> <td>794</td> <td>908</td> <td>968</td> <td>1056</td> <td>1183</td> <td>1225</td> <td>1333</td> <td>1541</td> <td>1641</td> <td>1838</td> <td>2096</td> <td>2424</td> </tr> </table>												5090-4	794	908	968	1056	1183	1225	1333	1541	1641	1838	2096	2424									
			5090-4	794	908	968	1056	1183	1225	1333	1541	1641	1838	2096	2424																					
			<table border="1"> <tr> <th colspan="3">OVERALL DIMENSIONS</th> <th colspan="3">SEAT DIMENSIONS</th> <th colspan="2">BACK DIMENSIONS</th> </tr> <tr> <th>W</th> <th>D</th> <th>H</th> <th>W</th> <th>D</th> <th>H</th> <th>W</th> <th>H</th> </tr> <tr> <td>24.5</td> <td>26.5</td> <td>43.5</td> <td>19.5</td> <td>19.5</td> <td>16.5-20.5</td> <td>19</td> <td>25.5</td> </tr> </table>			OVERALL DIMENSIONS			SEAT DIMENSIONS			BACK DIMENSIONS		W	D	H	W	D	H	W	H	24.5	26.5	43.5	19.5	19.5	16.5-20.5	19	25.5	<p>RTA 1</p>  						
			OVERALL DIMENSIONS			SEAT DIMENSIONS			BACK DIMENSIONS																											
W	D	H	W	D	H	W	H																													
24.5	26.5	43.5	19.5	19.5	16.5-20.5	19	25.5																													
<table border="1"> <tr> <th>1</th> <th>2</th> <th>3</th> <th>4</th> <th>5</th> <th>6</th> <th>7</th> <th>8</th> <th>9</th> <th>10</th> <th>11</th> <th>12</th> </tr> <tr> <td>5090-4</td> <td>794</td> <td>908</td> <td>968</td> <td>1056</td> <td>1183</td> <td>1225</td> <td>1333</td> <td>1541</td> <td>1641</td> <td>1838</td> <td>2096</td> <td>2424</td> </tr> </table>												1	2	3	4	5	6	7	8	9	10	11	12	5090-4	794	908	968	1056	1183	1225	1333	1541	1641	1838	2096	2424
1	2	3	4	5	6	7	8	9	10	11	12																									
5090-4	794	908	968	1056	1183	1225	1333	1541	1641	1838	2096	2424																								
<table border="1"> <tr> <th colspan="3">OVERALL DIMENSIONS</th> <th colspan="3">SEAT DIMENSIONS</th> <th colspan="2">BACK DIMENSIONS</th> </tr> <tr> <th>W</th> <th>D</th> <th>H</th> <th>W</th> <th>D</th> <th>H</th> <th>W</th> <th>H</th> </tr> <tr> <td>24.5</td> <td>26.5</td> <td>43.5</td> <td>19.5</td> <td>19.5</td> <td>16.5-20.5</td> <td>19</td> <td>25.5</td> </tr> </table>			OVERALL DIMENSIONS			SEAT DIMENSIONS			BACK DIMENSIONS		W	D	H	W	D	H	W	H	24.5	26.5	43.5	19.5	19.5	16.5-20.5	19	25.5	<p>RTA 1</p>									
OVERALL DIMENSIONS			SEAT DIMENSIONS			BACK DIMENSIONS																														
W	D	H	W	D	H	W	H																													
24.5	26.5	43.5	19.5	19.5	16.5-20.5	19	25.5																													

DESCRIPTION	FEATURES	MODEL#	STANDARD TEXTILE GRADES													
			1	2	3	4	5	6	7	8	9	10	11	12		
 <p><b>MB Tilter w/ Fixed Arm</b> COM Yardage: 1.75 Freight Class: 250 Product Weight (lbs.): 38 Cubic Feet Per Carton: 11.5</p>	 <p><b>ADJUSTMENTS</b> (1) Tilt tension (2) Pneumatic seat height (9) Chair tilt lock (5A) Center-tilt action</p>	<b>5091-4</b>	744	850	900	976	1084	1124	1220	1402	1488	1658	1887	2173		
			<b>OVERALL DIMENSIONS</b>			<b>SEAT DIMENSIONS</b>			<b>BACK DIMENSIONS</b>							
			<b>W</b>	<b>D</b>	<b>H</b>	<b>W</b>	<b>D</b>	<b>H</b>	<b>W</b>	<b>H</b>						
			24.5	26.5	39.5	19.5	19.5	16.5-20.5	19	21.5						
<p>Ergonomic Features: A, B, C, M, N, S</p>	  															
		 <p><b>Armchair</b> COM Yardage: 1.75 Freight Class: 250 Product Weight (lbs.): 40 Cubic Feet Per Carton: 17</p>	 <p><b>ADJUSTMENTS</b> (1) Tilt tension (2) Pneumatic seat height (9) Chair tilt lock (5A) Center-tilt action</p>	<b>5092</b>	755	861	912	987	1097	1140	1231	1413	1502	1669	1900	2184
					<b>OVERALL DIMENSIONS</b>			<b>SEAT DIMENSIONS</b>			<b>BACK DIMENSIONS</b>					
					<b>W</b>	<b>D</b>	<b>H</b>	<b>W</b>	<b>D</b>	<b>H</b>	<b>W</b>	<b>H</b>				
25	26				37	19.5	19	16.5	19	27						
<p>Ergonomic Features: M, N</p>																
		 <p><b>HB Tilter with Pedestal Base</b> COM Yardage: 2 Freight Class: 250 Product Weight (lbs.): 44 Cubic Feet Per Carton: 11.5</p>	 <p><b>ADJUSTMENTS</b> (1) Tilt tension (2) Pneumatic seat height (9) Chair tilt lock (5A) Center-tilt action</p>	<b>5090-4PB</b>	1038	1111	1169	1254	1372	1428	1536	1711	1842	1991	2296	2622
					<b>OVERALL DIMENSIONS</b>			<b>SEAT DIMENSIONS</b>			<b>BACK DIMENSIONS</b>					
					<b>W</b>	<b>D</b>	<b>H</b>	<b>W</b>	<b>D</b>	<b>H</b>	<b>W</b>	<b>H</b>				
24.5	26.5				39.5	19.5	19.5	16.5-20.5	19	25.5						
<p>Ergonomic Features: A, B, C, M, N, S</p>	  															
		 <p><b>MB Tilter with Pedestal Base</b> COM Yardage: 1.75 Freight Class: 250 Product Weight (lbs.): 41 Cubic Feet Per Carton: 11.5</p>	 <p><b>ADJUSTMENTS</b> (1) Tilt tension (2) Pneumatic seat height (9) Chair tilt lock (5A) Center-tilt action</p>	<b>5091-4PB</b>	989	1056	1102	1178	1283	1330	1427	1580	1696	1826	2094	2379
					<b>OVERALL DIMENSIONS</b>			<b>SEAT DIMENSIONS</b>			<b>BACK DIMENSIONS</b>					
					<b>W</b>	<b>D</b>	<b>H</b>	<b>W</b>	<b>D</b>	<b>H</b>	<b>W</b>	<b>H</b>				
24.5	26.5				37.5	19.5	19.5	16.5-20.5	19	21.5						
<p>Ergonomic Features: A, B, C, M, N, S</p>	  															

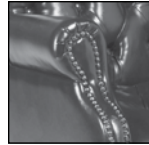
**TRADITIONAL™**



model 3720



model 3722



**Standard Feature**  
Attractive brass-colored nail head trim is standard on all models




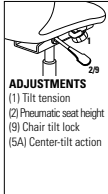

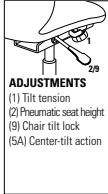



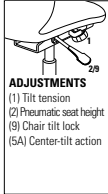
model 3747


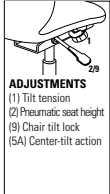



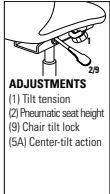

**STANDARD FEATURES**



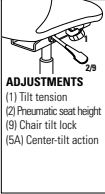

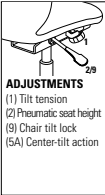

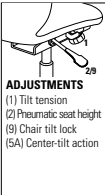

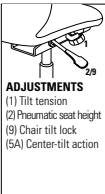
- Tilter chairs are standard with a traditional style wood capped steel base.
- All models are Tufted design with brass-colored nail head trim and vinyl bumper guards. Pneumatic seat height adjustment and tilt tension control.
- **C1** casters are standard.
- All models ship fully assembled in the box.
- Check textile availability prior to specifying upholstery material.

**OPTIONAL FEATURES**

- Wood base, arms and frames are available in Absolute (**AAM**), Black (**BKM**), Cherry (**ACM**), Espresso Cafe (**ECM**), English Oak (**EOM**), Fruitwood (**TFM**), Gray (**HGM**), Honey (**AHM**), Mahogany (**TMM**), Maple (**AVM**), Medium Walnut (**MWM**), Natural Walnut (**NLW**), Night (**ASM**), Noce Biondo (**NBM**), Noce Grigio (**NGM**), Noce Leggero (**NEM**), Noce Medio (**NMM**), Shaker Cherry (**SKM**), Walnut (**TWM**), WC Cream (**WTM**), White (**WHM**) and Winter Cherry (**WCM**). Please Specify. Genuine maple faced veneers and solids are used.
- Tilter models can be ordered with an optional Black nylon base upon request, at no upcharge.
- Please refer to the "Casters Selection" section of the price book for caster options. Optional casters may be priced higher than the standard casters for your chair and the difference will be charged. Lower priced optional casters will not be credited.
- For hard surface flooring casters. Specify **C9R**, Add \$76.

DESCRIPTION	FEATURES	MODEL#	STANDARD FABRIC GRADES											
			1	2	3	4	5	6	7	8	9	10	11	12
 <p><b>HB Tilter</b> Queen Anne Style COM Yardage: 4.75 Freight Class: 250 Product Weight (lbs.): 64 Cubic Feet Per Carton: 22.25</p>	 <p><b>ADJUSTMENTS</b> (1) Tilt tension (2) Pneumatic seat height (9) Chair tilt lock (SA) Center-tilt action</p>	<b>3720</b>	1741	1923	2067	--	2585	2698	--	3470	3712	4187	4826	5626
		<b>OVERALL DIMENSIONS</b>			<b>SEAT DIMENSIONS</b>			<b>BACK DIMENSIONS</b>						
		<b>W</b>	<b>D</b>	<b>H</b>	<b>W</b>	<b>D</b>	<b>H</b>	<b>W</b>	<b>H</b>					
		29	30	44.5	19.5	19.5	19-23	19	26					
		<b>RTA 00</b>												
 <p><b>ArmChair</b> Banker's Style COM Yardage: 2 Freight Class: 250 Product Weight (lbs.): 31 Cubic Feet Per Carton: 11.25</p>	 <p><b>ADJUSTMENTS</b> (1) Tilt tension (2) Pneumatic seat height (9) Chair tilt lock (SA) Center-tilt action</p>	<b>3722</b>	875	956	--	--	1230	1283	--	1609	1711	1907	2181	2513
		<b>OVERALL DIMENSIONS</b>			<b>SEAT DIMENSIONS</b>			<b>BACK DIMENSIONS</b>						
		<b>W</b>	<b>D</b>	<b>H</b>	<b>W</b>	<b>D</b>	<b>H</b>	<b>W</b>	<b>H</b>					
		25	22.5	31	25	18	19.5	23	11					
		<b>RTA 00</b>	 											
 <p><b>HB Tilter</b> Martha Washington Style COM Yardage: 3 Freight Class: 250 Product Weight (lbs.): 52 Cubic Feet Per Carton: 20.25</p>	 <p><b>ADJUSTMENTS</b> (1) Tilt tension (2) Pneumatic seat height (9) Chair tilt lock (SA) Center-tilt action</p>	<b>3730</b>	1683	1797	--	--	2217	2290	--	2776	2931	3227	3630	4136
		<b>OVERALL DIMENSIONS</b>			<b>SEAT DIMENSIONS</b>			<b>BACK DIMENSIONS</b>						
		<b>W</b>	<b>D</b>	<b>H</b>	<b>W</b>	<b>D</b>	<b>H</b>	<b>W</b>	<b>H</b>					
		0	0	0	18	18	17.5-21.5	19	23					
		<b>RTA 00</b>												

DESCRIPTION	FEATURES	MODEL#	STANDARD FABRIC GRADES											
			1	2	3	4	5	6	7	8	9	10	11	12
 <p><b>LB Tilter</b> Martha Washington Style COM Yardage: 2.75 Freight Class: 250 Product Weight (lbs.): 46 Cubic Feet Per Carton: 15.75</p>	 <p><b>ADJUSTMENTS</b> (1) Tilt tension (2) Pneumatic seat height (9) Chair tilt lock (5A) Center-tilt action</p>	3731	1561	1667	--	--	2053	2113	--	2562	2704	2977	3349	3812
			<b>OVERALL DIMENSIONS</b>			<b>SEAT DIMENSIONS</b>			<b>BACK DIMENSIONS</b>					
			<b>W</b>	<b>D</b>	<b>H</b>	<b>W</b>	<b>D</b>	<b>H</b>	<b>W</b>	<b>H</b>				
			25.5	26	36	18	18	17.5-21.5	19	18				
			<b>RTA 00</b>											
 <p><b>LB Armchair</b> Martha Washington Style COM Yardage: 2.75 Freight Class: 300 Product Weight (lbs.): 28 Cubic Feet Per Carton: 15.75</p>	<p>*Fabrics Limited, See notes</p> <p>Ergonomic Features: A, C, M, N, S</p>	3732	1295	1403	--	--	1787	1848	--	2297	2438	2711	3084	3545
			<b>OVERALL DIMENSIONS</b>			<b>SEAT DIMENSIONS</b>			<b>BACK DIMENSIONS</b>					
			<b>W</b>	<b>D</b>	<b>H</b>	<b>W</b>	<b>D</b>	<b>H</b>	<b>W</b>	<b>H</b>				
			25.5	24.5	34	20	18	19	19	18				
			<b>RTA 00</b>											
 <p><b>HB Armchair</b> Martha Washington Style COM Yardage: 3 Freight Class: 300 Product Weight (lbs.): 32 Cubic Feet Per Carton: 20.25</p>	<p>*Fabrics Limited, See notes</p> <p>Ergonomic Features: M, N</p>	3735	1417	1529	--	--	1949	2020	--	2507	2665	2961	3365	3871
			<b>OVERALL DIMENSIONS</b>			<b>SEAT DIMENSIONS</b>			<b>BACK DIMENSIONS</b>					
			<b>W</b>	<b>D</b>	<b>H</b>	<b>W</b>	<b>D</b>	<b>H</b>	<b>W</b>	<b>H</b>				
			25	27.5	39.5	20	18	19	19	22.5				
			<b>RTA 00</b>											
 <p><b>LB Tilter</b> Martha Washington Style COM Yardage: 2.75 Freight Class: 250 Product Weight (lbs.): 47 Cubic Feet Per Carton: 15.75</p>	 <p><b>ADJUSTMENTS</b> (1) Tilt tension (2) Pneumatic seat height (9) Chair tilt lock (5A) Center-tilt action</p>	3741	1583	1689	--	--	2073	2135	--	2584	2726	2999	3371	3834
			<b>OVERALL DIMENSIONS</b>			<b>SEAT DIMENSIONS</b>			<b>BACK DIMENSIONS</b>					
			<b>W</b>	<b>D</b>	<b>H</b>	<b>W</b>	<b>D</b>	<b>H</b>	<b>W</b>	<b>H</b>				
			0	0	0	20	18	17.5-21.5	19	18				
			<b>RTA 00</b>											
 <p><b>LB Armchair</b> Martha Washington Style COM Yardage: 2.75 Freight Class: 300 Product Weight (lbs.): 28 Cubic Feet Per Carton: 15.75</p>	<p>*Fabrics Limited, See notes</p> <p>Ergonomic Features: M, N</p>	3742	1317	1426	--	--	1809	1871	--	2320	2460	2734	3105	3567
			<b>OVERALL DIMENSIONS</b>			<b>SEAT DIMENSIONS</b>			<b>BACK DIMENSIONS</b>					
			<b>W</b>	<b>D</b>	<b>H</b>	<b>W</b>	<b>D</b>	<b>H</b>	<b>W</b>	<b>H</b>				
			25	34.5	34.5	20	18	19	19	18				
			<b>RTA 00</b>											

DESCRIPTION	FEATURES	MODEL#	STANDARD FABRIC GRADES												
			1	2	3	4	5	6	7	8	9	10	11	12	
 <p><b>HB Armchair</b> Martha Washington Style COM Yardage: 3 Freight Class: 300 Product Weight (lbs.): 26 Cubic Feet Per Carton: 20.25</p>	<p>*Fabrics Limited, See notes</p> <p>Ergonomic Features: M, N</p>	<p><b>RTA 00</b></p>	3745	1442	1556	--	--	1977	2050	--	2538	2690	2988	3390	3897
			<b>OVERALL DIMENSIONS</b>			<b>SEAT DIMENSIONS</b>			<b>BACK DIMENSIONS</b>						
			<b>W</b>	<b>D</b>	<b>H</b>	<b>W</b>	<b>D</b>	<b>H</b>	<b>W</b>	<b>H</b>					
	25	27.5	39.5	20	18	19	19	22.5							
 <p><b>MB Tilter</b> Martha Washington Style COM Yardage: 3 Freight Class: 300 Product Weight (lbs.): 40 Cubic Feet Per Carton: 20.25</p>	 <p><b>ADJUSTMENTS</b> (1) Tilt tension (2) Pneumatic seat height (9) Chair tilt lock (5A) Center-tilt action</p>	<p><b>RTA 00</b></p>	3746	1561	1675	--	--	2095	2164	--	2657	2809	3104	3510	4016
			<b>OVERALL DIMENSIONS</b>			<b>SEAT DIMENSIONS</b>			<b>BACK DIMENSIONS</b>						
			<b>W</b>	<b>D</b>	<b>H</b>	<b>W</b>	<b>D</b>	<b>H</b>	<b>W</b>	<b>H</b>					
	26.5	29	38	20	18	17-21	20	24							
 <p><b>MB Tilter</b> Martha Washington Style COM Yardage: 3 Freight Class: 250 Product Weight (lbs.): 48 Cubic Feet Per Carton: 20.25</p>	 <p><b>ADJUSTMENTS</b> (1) Tilt tension (2) Pneumatic seat height (9) Chair tilt lock (5A) Center-tilt action</p>	<p><b>RTA 00</b></p>	3747	1533	1647	--	--	2067	2140	--	2629	2781	3079	3483	3987
			<b>OVERALL DIMENSIONS</b>			<b>SEAT DIMENSIONS</b>			<b>BACK DIMENSIONS</b>						
			<b>W</b>	<b>D</b>	<b>H</b>	<b>W</b>	<b>D</b>	<b>H</b>	<b>W</b>	<b>H</b>					
	0	0	0	20	18	17-21	20	24							
 <p><b>HB Tilter</b> Judge's Style COM Yardage: 5 Freight Class: 250 Product Weight (lbs.): 63 Cubic Feet Per Carton: 28.25</p>	 <p><b>ADJUSTMENTS</b> (1) Tilt tension (2) Pneumatic seat height (9) Chair tilt lock (5A) Center-tilt action</p>	<p><b>RTA 00</b></p>	3760	1937	2130	--	--	2827	2940	--	3756	4014	4507	5187	6024
			<b>OVERALL DIMENSIONS</b>			<b>SEAT DIMENSIONS</b>			<b>BACK DIMENSIONS</b>						
			<b>W</b>	<b>D</b>	<b>H</b>	<b>W</b>	<b>D</b>	<b>H</b>	<b>W</b>	<b>H</b>					
	29	32	48	20.5	18.5	18-22	20.5	26							
 <p><b>HB Tilter</b> Judge's Style COM Yardage: 4.75 Freight Class: 250 Product Weight (lbs.): 70 Cubic Feet Per Carton: 28.25</p>	 <p><b>ADJUSTMENTS</b> (1) Tilt tension (2) Pneumatic seat height (9) Chair tilt lock (5A) Center-tilt action</p>	<p><b>RTA 00</b></p>	3766	1980	2162	--	--	2827	2934	--	3709	3952	4425	5067	5865
			<b>OVERALL DIMENSIONS</b>			<b>SEAT DIMENSIONS</b>			<b>BACK DIMENSIONS</b>						
			<b>W</b>	<b>D</b>	<b>H</b>	<b>W</b>	<b>D</b>	<b>H</b>	<b>W</b>	<b>H</b>					
	29	32	48	20.5	18.5	18-22	20.5	26							

TRIUMPH™



model 3650-3

model 3651-3



**Lumbar Support**


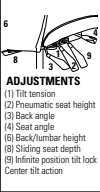

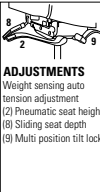

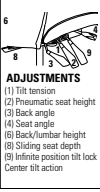

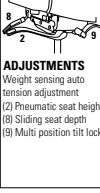
Adjusted in and out by turning the knob and vertically by moving up and down the slider.

**STANDARD FEATURES**

- Contemporary seating series featuring exceptional comfort, support and adjustment.
- Standard with adjustable height, forward swept arms with "sliding armcaps" (G1).
- Outer back knob can be adjusted in and out for lumbar support and vertically for optimal positioning.
- Frame is standard with a polished aluminum arched base and accentuated with polished aluminum back trim.
- Side activated sliding seat depth adjustment is standard on both control mechanisms. Provides 2" of seat depth adjustment.
- C1 casters are standard.

**OPTIONAL FEATURES**

- For hard surface flooring please specify C9R. Add \$78.
- Check textile availability prior to specifying upholstery material.
- Please refer to the "Casters Selection" section of the price book for caster options.
- Please refer to "Cylinder Selection" section of the price book for additional cylinder options.
- For fully assembled in box, please specify SU. Add \$81

DESCRIPTION	FEATURES	MODEL#	STANDARD FABRIC GRADES											
 <p><b>HB Multi-Tilter</b> COM Yardage: 2 Freight Class: 250 Product Weight (lbs.): 66 Cubic Feet Per Carton: 23.5</p>	 <p><b>ADJUSTMENTS</b> (1) Tilt tension (2) Pneumatic seat height (3) Back angle (4) Seat angle (6) Back/lumbar height (8) Sliding seat depth (9) Infinite position tilt lock Center tilt action</p>	<p><b>3650-3</b></p>	1	2	3	4	5	6	7	8	9	10	11	12
			1732	1899	1958	2052	2183	2230	2342	2561	2666	2870	3145	3489
			<b>OVERALL DIMENSIONS</b>			<b>SEAT DIMENSIONS</b>			<b>BACK DIMENSIONS</b>					
			W	D	H	W	D	H	W	H				
			26	25	46.5	21	18-20.5	17-21	20	27				
			<b>RTA 00</b>											
 <p><b>HB Weight Sensing Synchro - Tilter</b> COM Yardage: 2 Freight Class: 250 Product Weight (lbs.): 66 Cubic Feet Per Carton: 23.5</p>	 <p><b>ADJUSTMENTS</b> Weight sensing auto tension adjustment (2) Pneumatic seat height (8) Sliding seat depth (9) Multi position tilt lock</p>	<p><b>3650-8</b></p>	1	2	3	4	5	6	7	8	9	10	11	12
			1732	1899	1958	2052	2183	2230	2342	2561	2666	2870	3145	3489
			<b>OVERALL DIMENSIONS</b>			<b>SEAT DIMENSIONS</b>			<b>BACK DIMENSIONS</b>					
			W	D	H	W	D	H	W	H				
			26	25	46.5	21	18-20.5	17-21	20	27				
			<b>RTA 00</b>											
 <p><b>MB Multi - Tilter</b> COM Yardage: 1.75 Freight Class: 250 Product Weight (lbs.): 64 Cubic Feet Per Carton: 20.5</p>	 <p><b>ADJUSTMENTS</b> (1) Tilt tension (2) Pneumatic seat height (3) Back angle (4) Seat angle (6) Back/lumbar height (8) Sliding seat depth (9) Infinite position tilt lock Center tilt action</p>	<p><b>3651-3</b></p>	1	2	3	4	5	6	7	8	9	10	11	12
			1697	1863	1924	2018	2149	2195	2309	2527	2631	2836	3110	3455
			<b>OVERALL DIMENSIONS</b>			<b>SEAT DIMENSIONS</b>			<b>BACK DIMENSIONS</b>					
			W	D	H	W	D	H	W	H				
			26	25	39.5	21	18-20.5	17-21	20	21				
			<b>RTA 00</b>											
 <p><b>MB Weight Sensing Synchro - Tilter</b> COM Yardage: 1.75 Freight Class: 250 Product Weight (lbs.): 64 Cubic Feet Per Carton: 20.5</p>	 <p><b>ADJUSTMENTS</b> Weight sensing auto tension adjustment (2) Pneumatic seat height (8) Sliding seat depth (9) Multi position tilt lock</p>	<p><b>3651-8</b></p>	1	2	3	4	5	6	7	8	9	10	11	12
			1697	1863	1924	2018	2149	2195	2309	2527	2631	2836	3110	3455
			<b>OVERALL DIMENSIONS</b>			<b>SEAT DIMENSIONS</b>			<b>BACK DIMENSIONS</b>					
			W	D	H	W	D	H	W	H				
			26	25	39.5	21	18-20.5	17-21	20	21				
			<b>RTA 00</b>											

TRUFORM™



model 5450-3



model 5451-3




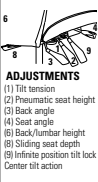




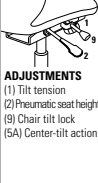




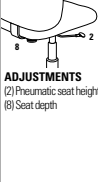



**Vari-Width (WA)**  
Width Adjustable Arm Extensions is standard when order with adjustable height arms.


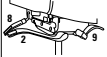






STANDARD FEATURES


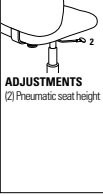




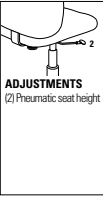



- A range of models available, all featuring gently curved, streamlined seat and back cushions
- Standard with adjustable height **SC** arms.
- All models are standard with a high rise, injection molded base, standard in black.
- All models are shipped partially **KD**.
- **C1** casters are standard.
- Check textile availability prior to specifying upholstery material.

OPTIONAL FEATURES

- Seat depth adjustment is standard on models 5450-8, 5451-0, 5451-3.
- An optional polished aluminum base is available, specify **ALU**. Add **\$177**.
- Please refer to "Arms Selection" section of the price book for arm options.
- Please refer to "Cylinder Selection" section of the price book for additional cylinder options.
- Please refer to the "Casters Selection" section of the price book for caster options. Optional casters may be priced higher than the standard casters for your chair and the difference will be charged. Lower priced optional casters will not be credited.
- For hard surface flooring please specify **C9R** and Add \$76.
- For fully assembled in box, please specify **SU**. Add \$81

DESCRIPTION	FEATURES	MODEL#	STANDARD FABRIC GRADES													
			1	2	3	4	5	6	7	8	9	10	11	12		
 <p><b>HB Multi - Tilter</b> COM Yardage: 2 Freight Class: 125 Product Weight (lbs.): 63 Cubic Feet Per Carton: 10.5</p> <p>Ergonomic Features: A, B, C, D, F, G, H, M, N, Q, S</p>	 <p><b>ADJUSTMENTS</b> (1) Tilt tension (2) Pneumatic seat height (3) Back angle (4) Seat angle (5) Back/Jumper height (6) Sliding seat depth (9) Infinite position tilt lock Center tilt action</p>	<b>5450-3</b>	1019	1100	1157	1247	1375	1421	1531	1742	1845	2044	2310	2643		
		<b>OVERALL DIMENSIONS</b>			<b>SEAT DIMENSIONS</b>			<b>BACK DIMENSIONS</b>								
		<b>W</b>	<b>D</b>	<b>H</b>	<b>W</b>	<b>D</b>	<b>H</b>	<b>W</b>	<b>H</b>							
		26	25	42	20	18-20.5	16.5-20.5	20	23.5-26							
			  													
 <p><b>HB Tilter</b> COM Yardage: 2 Freight Class: 150 Product Weight (lbs.): 50 Cubic Feet Per Carton: 10.5</p> <p>Ergonomic Features: A, B, C, J, M, N</p>	 <p><b>ADJUSTMENTS</b> (1) Tilt tension (2) Pneumatic seat height (9) Chair tilt lock (5A) Center-tilt action</p>	<b>5450-4</b>	906	985	1046	1136	1264	1310	1418	1630	1732	1930	2198	2530		
		<b>OVERALL DIMENSIONS</b>			<b>SEAT DIMENSIONS</b>			<b>BACK DIMENSIONS</b>								
		<b>W</b>	<b>D</b>	<b>H</b>	<b>W</b>	<b>D</b>	<b>H</b>	<b>W</b>	<b>H</b>							
		26	25	42	20	18-20.5	16.5-20.5	20	23-26							
			  													
 <p><b>HB Task</b> COM Yardage: 2 Freight Class: 250 Product Weight (lbs.): 44 Cubic Feet Per Carton: 10.5</p> <p>Ergonomic Features: C, E, H, M, N, Q</p>	 <p><b>ADJUSTMENTS</b> (2) Pneumatic seat height (8) Seat depth</p>	<b>5450-6</b>	834	913	974	1064	1192	1238	1347	1558	1660	1858	2126	2458		
		<b>OVERALL DIMENSIONS</b>			<b>SEAT DIMENSIONS</b>			<b>BACK DIMENSIONS</b>								
		<b>W</b>	<b>D</b>	<b>H</b>	<b>W</b>	<b>D</b>	<b>H</b>	<b>W</b>	<b>H</b>							
		26	25	41.5	20	18-20.5	16-20	20	23.5-26							
			  													

DESCRIPTION	FEATURES	MODEL#	STANDARD FABRIC GRADES													
			1	2	3	4	5	6	7	8	9	10	11	12		
 <p><b>HB Weight Sensing Synchro - Tilter</b>                      COM Yardage: 2                      Freight Class: 125                      Product Weight (lbs.): 64                      Cubic Feet Per Carton: 10.5</p>	 <p><b>ADJUSTMENTS</b>                      (1) Weight-sensing auto tension adjustment                      (2) Pneumatic seat height                      (8) Sliding seat depth                      (9) Multi-position tilt lock</p>	<b>5450-8</b>	1019	1097	1156	1245	1371	1412	1523	1731	1831	2023	2284	2611		
			<b>OVERALL DIMENSIONS</b>			<b>SEAT DIMENSIONS</b>			<b>BACK DIMENSIONS</b>							
			<b>W</b>	<b>D</b>	<b>H</b>	<b>W</b>	<b>D</b>	<b>H</b>	<b>W</b>	<b>H</b>						
			26	25	41.5	20	18-20.5	16.5-20.5	20	23.5-26						
			<b>RTA 2</b>			<b>FedEx</b>			<b>ups</b>							
 <p><b>MB Synchro - Tilter w/Back Angle Adjustment</b>                      COM Yardage: 1.75                      Freight Class: 125                      Product Weight (lbs.): 63                      Cubic Feet Per Carton: 10.5</p>	 <p><b>ADJUSTMENTS</b>                      (1) Tilt tension                      (2) Pneumatic seat height                      (6) Back height                      (9) Chair tilt lock                      (5C) Synchro-tilt action                      Anti-kick back</p>	<b>5451-0</b>	976	1047	1102	1180	1289	1330	1427	1613	1700	1875	2107	2398		
			<b>OVERALL DIMENSIONS</b>			<b>SEAT DIMENSIONS</b>			<b>BACK DIMENSIONS</b>							
			<b>W</b>	<b>D</b>	<b>H</b>	<b>W</b>	<b>D</b>	<b>H</b>	<b>W</b>	<b>H</b>						
			26	25	38.5	20	18-20.5	17-21	20	23.5-26						
			<b>RTA 2</b>			<b>FedEx</b>			<b>ups</b>							
 <p><b>MB Multi - Tilter</b>                      COM Yardage: 1.75                      Freight Class: 150                      Product Weight (lbs.): 60                      Cubic Feet Per Carton: 10.5</p>	 <p><b>ADJUSTMENTS</b>                      (1) Tilt tension                      (2) Pneumatic seat height                      (3) Back angle                      (4) Seat angle                      (6) Back/lumbar height                      (8) Sliding seat depth                      (9) Infinite position tilt lock                      Center tilt action</p>	<b>5451-3</b>	976	1047	1102	1180	1289	1330	1427	1613	1700	1875	2107	2398		
			<b>OVERALL DIMENSIONS</b>			<b>SEAT DIMENSIONS</b>			<b>BACK DIMENSIONS</b>							
			<b>W</b>	<b>D</b>	<b>H</b>	<b>W</b>	<b>D</b>	<b>H</b>	<b>W</b>	<b>H</b>						
			26	25	38.5	20	18-20.5	16.5-20.5	20	20-22.5						
			<b>RTA 2</b>			<b>FedEx</b>			<b>ups</b>							
 <p><b>MB Tilter</b>                      COM Yardage: 1.75                      Freight Class: 150                      Product Weight (lbs.): 48                      Cubic Feet Per Carton: 10.5</p>	 <p><b>ADJUSTMENTS</b>                      (1) Tilt tension                      (2) Pneumatic seat height                      (9) Chair tilt lock                      (5A) Center-tilt action</p>	<b>5451-4</b>	865	936	987	1065	1177	1219	1315	1498	1588	1761	1995	2286		
			<b>OVERALL DIMENSIONS</b>			<b>SEAT DIMENSIONS</b>			<b>BACK DIMENSIONS</b>							
			<b>W</b>	<b>D</b>	<b>H</b>	<b>W</b>	<b>D</b>	<b>H</b>	<b>W</b>	<b>H</b>						
			26	25	38.5	20	18-20.5	16.5-20.5	20	20-22.5						
			<b>RTA 2</b>			<b>FedEx</b>			<b>ups</b>							

DESCRIPTION	FEATURES	MODEL#	STANDARD FABRIC GRADES													
			1	2	3	4	5	6	7	8	9	10	11	12		
 <p><b>MB Height Adjustable Stool</b> Armless                      COM Yardage: 1.75                      Freight Class: 250                      Product Weight (lbs.): 38                      Cubic Feet Per Carton: 10.5</p>	 <p><b>ADJUSTMENTS</b>                      (2) Pneumatic seat height</p>	<b>5457-6</b>	1160	1231	1286	1364	1473	1513	1612	1797	1884	2059	2293	2582		
			<b>OVERALL DIMENSIONS</b>			<b>SEAT DIMENSIONS</b>			<b>BACK DIMENSIONS</b>							
			<b>W</b>	<b>D</b>	<b>H</b>	<b>W</b>	<b>D</b>	<b>H</b>	<b>W</b>	<b>H</b>						
			20	25	47	20	17.5-19	22-30	20	20						
																
 <p><b>MB Height Adjustable Stool</b>                      COM Yardage: 1.75                      Freight Class: 150                      Product Weight (lbs.): 44                      Cubic Feet Per Carton: 10.5</p>	 <p><b>ADJUSTMENTS</b>                      (2) Pneumatic seat height</p>	<b>5458-6</b>	1355	1424	1477	1553	1666	1707	1805	1988	2076	2250	2485	2776		
			<b>OVERALL DIMENSIONS</b>			<b>SEAT DIMENSIONS</b>			<b>BACK DIMENSIONS</b>							
			<b>W</b>	<b>D</b>	<b>H</b>	<b>W</b>	<b>D</b>	<b>H</b>	<b>W</b>	<b>H</b>						
			26	25	47	20	17.5-19	22-30	20	20						
																

TYE™



model 1950-4 (3N)



model 1951-4 (3N)




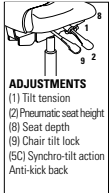

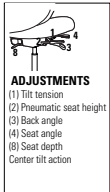

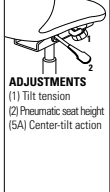
model 1953


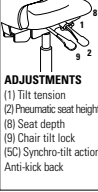

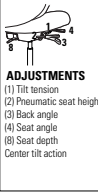




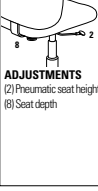
STANDARD FEATURES


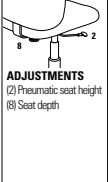

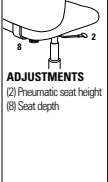
- Contemporary mesh fabric and upholstered panels are used on chair backs.
- Standard with adjustable height T-arms with curved urethane armcaps (3N) in Black Only, (except model 1953 which has a fixed height version of this same arm style). All models (except armchair) are standard with a five-legged, injection molded "spider" base.
- C65 casters are standard.
- Where fabric is approved for use only on seat, Luxhide Bonded Leather is recommended for the back textile selection.
- Seat depth and pneumatic seat height adjustments. Tilt tension adjustment with tilt lock.
- Mesh available in Black only.
- Check textile availability prior to specifying upholstery material.

OPTIONAL FEATURES

- Cantilever frame on armchair (model 1953) is available in Black (TBL) or Tungsten (TTU). No upcharge. For Chrome (CHM) finish, add 10% of opening published grade price.. Please refer to "Arms Selection" section of the price book for arm options.
- Please refer to the "Casters Selection" section of the price book for caster options. Optional casters may be priced higher than the standard casters for your chair and the difference will be charged. Lower priced optional casters will not be credited.
- For hard surface flooring, specify C65R. Add \$78.
- For fully assembled in box, specify SU. Add \$81

DESCRIPTION	FEATURES	MODEL#	STANDARD TEXTILE GRADES											
			1	2	3	4	5	6	7	8	9	10	11	12
 <p><b>HB Synchro - Tilter</b> COM Yardage: 1.5 Freight Class: 150 Product Weight (lbs.): 56 Cubic Feet Per Carton: 11</p>	 <p><b>ADJUSTMENTS</b> (1) Tilt tension (2) Pneumatic seat height (8) Seat depth (9) Chair tilt lock (5C) Synchro-tilt action Anti-kick back</p>	<b>1950-1</b>	1115	1179	1223	1292	1386	1421	1507	1666	1742	1891	2091	2348
		<b>OVERALL DIMENSIONS</b>			<b>SEAT DIMENSIONS</b>			<b>BACK DIMENSIONS</b>						
		<b>W</b>	<b>D</b>	<b>H</b>	<b>W</b>	<b>D</b>	<b>H</b>	<b>W</b>		<b>H</b>				
		25	26	45	21	19-20.5	17.5-21.5	19.5		27				
			<b>RTA 2</b>	<b>FedEx</b>		<b>UPS</b>								
 <p><b>HB Multi - Tilter</b> COM Yardage: 1.5 Freight Class: 150 Product Weight (lbs.): 55 Cubic Feet Per Carton: 11</p>	 <p><b>ADJUSTMENTS</b> (1) Tilt tension (2) Pneumatic seat height (3) Back angle (4) Seat angle (8) Seat depth Center tilt action</p>	<b>1950-3</b>	1093	1153	1198	1267	1361	1398	1481	1643	1719	1868	2069	2326
		<b>OVERALL DIMENSIONS</b>			<b>SEAT DIMENSIONS</b>			<b>BACK DIMENSIONS</b>						
		<b>W</b>	<b>D</b>	<b>H</b>	<b>W</b>	<b>D</b>	<b>H</b>	<b>W</b>		<b>H</b>				
		25	26	45	21	19-20.5	17.5-21.5	19.5		27				
			<b>RTA 2</b>	<b>FedEx</b>		<b>UPS</b>								
 <p><b>HB Tilter</b> COM Yardage: 1.5 Freight Class: 150 Product Weight (lbs.): 52 Cubic Feet Per Carton: 11</p>	 <p><b>ADJUSTMENTS</b> (1) Tilt tension (2) Pneumatic seat height (5A) Center-tilt action</p>	<b>1950-4</b>	930	987	1035	1107	1198	1231	1320	1480	1554	1703	1905	2161
		<b>OVERALL DIMENSIONS</b>			<b>SEAT DIMENSIONS</b>			<b>BACK DIMENSIONS</b>						
		<b>W</b>	<b>D</b>	<b>H</b>	<b>W</b>	<b>D</b>	<b>H</b>	<b>W</b>		<b>H</b>				
		25	26	45.5	21	19-20.5	16.5-20.5	19.5		27				
			<b>RTA 2</b>	<b>FedEx</b>		<b>UPS</b>								

DESCRIPTION	FEATURES	MODEL#	STANDARD TEXTILE GRADES											
			1	2	3	4	5	6	7	8	9	10	11	12
 <p><b>MB Synchro - Tilter</b> COM Yardage: 1.25 Freight Class: 150 Product Weight (lbs.): 54 Cubic Feet Per Carton: 10.5</p>	 <p><b>ADJUSTMENTS</b> (1) Tilt tension (2) Pneumatic seat height (8) Seat depth (9) Chair tilt lock (5C) Synchro-tilt action Anti-kick back</p>	<p>Ergonomic Features: A, B, C, E, H, L, M, N</p>	<p><b>1951-1</b>    1079   1130   1170   1224   1304   1332   1403   1537   1602   1724   1895   2104</p>											
			<b>OVERALL DIMENSIONS</b>			<b>SEAT DIMENSIONS</b>			<b>BACK DIMENSIONS</b>					
			<b>W</b>	<b>D</b>	<b>H</b>	<b>W</b>	<b>D</b>	<b>H</b>	<b>W</b>	<b>H</b>				
			25	26	40.5	21	19-20.5	17-21	19.5	23				
			<p>RTA 2    FedEx    UPS</p>											
 <p><b>MB Multi - Tilter</b> COM Yardage: 1.25 Freight Class: 150 Product Weight (lbs.): 53 Cubic Feet Per Carton: 10.5</p>	 <p><b>ADJUSTMENTS</b> (1) Tilt tension (2) Pneumatic seat height (3) Back angle (4) Seat angle (8) Seat depth Center tilt action</p>	<p>Ergonomic Features: A, B, C, E, F, H, M, N, S</p>	<p><b>1951-3</b>    1054   1105   1145   1197   1280   1307   1376   1510   1576   1699   1871   2080</p>											
			<b>OVERALL DIMENSIONS</b>			<b>SEAT DIMENSIONS</b>			<b>BACK DIMENSIONS</b>					
			<b>W</b>	<b>D</b>	<b>H</b>	<b>W</b>	<b>D</b>	<b>H</b>	<b>W</b>	<b>H</b>				
			25	26	40.5	21	19-20.5	17-21	19.5	23				
			<p>RTA 2    FedEx    UPS</p>											
 <p><b>MB Tilter</b> COM Yardage: 1.25 Freight Class: 150 Product Weight (lbs.): 50 Cubic Feet Per Carton: 10.5</p>	 <p><b>ADJUSTMENTS</b> (1) Tilt tension (2) Pneumatic seat height (5A) Center-tilt action</p>	<p>Ergonomic Features: A, C, E, H, M, N</p>	<p><b>1951-4</b>    889   939   980   1034   1115   1145   1219   1349   1411   1537   1707   1915</p>											
			<b>OVERALL DIMENSIONS</b>			<b>SEAT DIMENSIONS</b>			<b>BACK DIMENSIONS</b>					
			<b>W</b>	<b>D</b>	<b>H</b>	<b>W</b>	<b>D</b>	<b>H</b>	<b>W</b>	<b>H</b>				
			25	26	41	21	19-20.5	17-21	19.5	23				
			<p>RTA 2    FedEx    UPS</p>											
 <p><b>Armchair</b> COM Yardage: 1 Freight Class: 250 Product Weight (lbs.): 36 Cubic Feet Per Carton: 10.25</p>		<p>Ergonomic Features: M, N</p>	<p><b>1953</b>    689   736   760   810   871   897   955   1060   1109   1211   1345   1511</p>											
			<b>OVERALL DIMENSIONS</b>			<b>SEAT DIMENSIONS</b>			<b>BACK DIMENSIONS</b>					
			<b>W</b>	<b>D</b>	<b>H</b>	<b>W</b>	<b>D</b>	<b>H</b>	<b>W</b>	<b>H</b>				
			27	23	35	21	18.5	18	19.5	18				
			<p>RTA 1    FedEx    UPS</p>											
 <p><b>LB Task Armless</b> COM Yardage: 1 Freight Class: 150 Product Weight (lbs.): 37 Cubic Feet Per Carton: 9.25</p>	 <p><b>ADJUSTMENTS</b> (2) Pneumatic seat height (8) Seat depth</p>	<p>Ergonomic Features: C, E, M, N</p>	<p><b>1954-6</b>    661   710   749   807   886   913   983   1116   1183   1305   1476   1685</p>											
			<b>OVERALL DIMENSIONS</b>			<b>SEAT DIMENSIONS</b>			<b>BACK DIMENSIONS</b>					
			<b>W</b>	<b>D</b>	<b>H</b>	<b>W</b>	<b>D</b>	<b>H</b>	<b>W</b>	<b>H</b>				
			25	26	35	21	19-20.5	17-22	19.5	16				
			<p>RTA 2    FedEx    UPS</p>											

DESCRIPTION	FEATURES	MODEL#	STANDARD TEXTILE GRADES											
			1	2	3	4	5	6	7	8	9	10	11	12
 <p><b>LB Task Height Adjustable Chair</b>                      COM Yardage: 1                      Freight Class: 150                      Product Weight (lbs.): 47                      Cubic Feet Per Carton: 9.25</p>	 <p><b>ADJUSTMENTS</b>                      (2) Pneumatic seat height                      (8) Seat depth</p>	<b>1922-6</b>	923	964	996	1044	1108	1130	1190	1297	1350	1452	1588	1760
			<b>OVERALL DIMENSIONS</b>			<b>SEAT DIMENSIONS</b>			<b>BACK DIMENSIONS</b>					
			<b>W</b>	<b>D</b>	<b>H</b>	<b>W</b>	<b>D</b>	<b>H</b>	<b>W</b>	<b>H</b>				
	25	26	44.5	21	19-20.5	24-34	19.5	16						
				<b>RTA 2</b>	<b>FedEx</b>	<b>ups</b>								
 <p><b>LB Task Height Adjustable Chair Armless</b>                      COM Yardage: 1                      Freight Class: 150                      Product Weight (lbs.): 40                      Cubic Feet Per Carton: 9.25</p>	 <p><b>ADJUSTMENTS</b>                      (2) Pneumatic seat height                      (8) Seat depth</p>	<b>1924-6</b>	812	853	882	925	987	1010	1064	1168	1220	1315	1448	1609
			<b>OVERALL DIMENSIONS</b>			<b>SEAT DIMENSIONS</b>			<b>BACK DIMENSIONS</b>					
			<b>W</b>	<b>D</b>	<b>H</b>	<b>W</b>	<b>D</b>	<b>H</b>	<b>W</b>	<b>H</b>				
	25	26	44.5	21	19-20.5	24-34	19.5	16						
				<b>RTA 2</b>	<b>FedEx</b>	<b>ups</b>								

VION



model 6321-8



model 6331-8



**Optional Live Lumbar Support Pad (LS)**

Lumbar Pad is spring loaded, providing pressure sensitive depth adjustment and 3 inches of height adjustment.



model 6322-4 (C)



model 6321-4PB



**Optional Halo Arm (MG)**

Height adjustable with independent 360 degree rotating arm and armcap.



Vion Guest Chair please see 236

STANDARD FEATURES










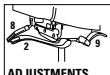



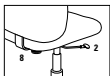



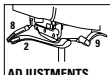


- Vion is a comprehensive seating series offering a family of models to address multiple applications: task, management, conference, guest, pedestal base, heavy duty 24/7 and stools.
- Vion Care Compliant models, with "GC" model code prefix, are available for select models (GC6322-0, GC6322-4, GC6331-0, GC6331-4). These models have standard high density, ultracell foam and polyurethane seat underside with sealed connections. Optional sealed seat seams and moisture barrier are available on these models only.
- Vion Heavy Duty models can be found in the Heavy Duty section of the price book (403).
- Series offers mid and high back models with either a mesh or upholstered back.
- Five different control mechanism options to suit all price points and ergonomic requirements.
- All models are standard with height and width adjustable arms (AS) that feature a front to back sliding armcap.
- Standard with Global's high quality Soft Descent™ pneumatic lift which slowly and gently lowers the seat height of the chair, making it easy to obtain the desired position.
- Side activated sliding seat depth adjustment is standard on multi-tilter, synchro tilter with back angle adjustment and weight sensing synchro tilter control mechanisms.
- Standard with Black five prong, injection molded, fiberglass reinforced nylon Governor base (B7) with dual wheel carpet casters (C1).
- Mesh back models are available in 10 standard Vion colors: Aqua (MS75), Black (MS69), Black Cherry (MS76), Blue (MS72), Dust (MS77), Ivory (MS78), Natural (MS74), Paprika (MS79), Rope (MS73) and Stone (MS71).
- Upholstered back models feature black fabric Jenny (JN02) on the back side as standard.
- Check textile availability prior to specifying upholstery material.
- Pedestal base models are offered on (-4) Tilter and (-6) Task (basic swivel) mechanisms only. These models provide fixed location seating for use in auditoriums, classrooms, jury boxes, public venues and more. The base must be mounted to the floor (mounting hardware not included). See Pedestal Base Installation Guide for details.


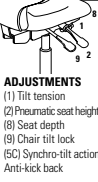




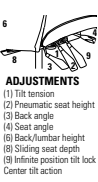




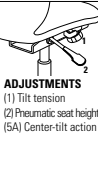



OPTIONAL FEATURES


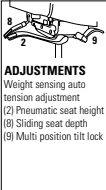



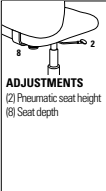



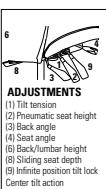



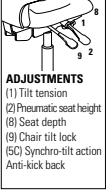



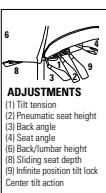


- Vion back frames, arms and bases are available in three colors: Black, Shadow and Fog. See Vion finishes chart for options and upcharges. Armcaps are always Black.
- Mesh back models are also available in 7 Dimension Mesh colors: Black (DBK), Fog (DST), Chalk (DCL), Shadow (DGM), Charcoal (DCH), Sand (DSD), Pool Blue (DPB). Add \$29.
- Upholstered back models offer a Matching Outer (MO) upholstery option. Due to the Additional material needed, these models are listed separately and are priced differently than the standard upholstered back models.
- Optional lumbar pad can be added at the time of order. Please specify (LS) and add \$43 Lumbar pad can also be ordered after sale as a kit, specify model 6339 at \$46 list. The lumbar pad is adjustable up to 3".
- Seat available in memory foam. Please specify (MF) and add \$124.
- Petite seat models (2" shorter and 2" narrower than the standard size seat) are available. Specify (ST) for standard foam or (P) for petite seat, no upcharge.
- A moisture barrier is available for the seat cushion on GC Vion models only. Specify (NB) for no moisture barrier, no upcharge, or (MB) for Moisture Barrier. Add \$117.
- Sealed seams are available on the seat of GC Vion models when specified with approved coated textile. Contact Customer Care for availability. Specify (NS) for no sealed seams, no upcharge, or (SE) for sealed seat seams. Add \$26.
- For hard surface flooring casters, please specify (C9R). Add \$76.
- All Vion models are available with Global's new Halo arm (MG). The Halo arm features infinite adjustability for most work styles, offering a soft-to-the-touch SSU armcap, 4 1/8" of height adjustment, 12.6" of lateral adjustment. 20" total forward to backward arm/armcap adjustment, armcap rotation of 360 degrees with 18 degree stops, upper arm 360 degree rotation, lockable at 15 degree increments, a clean pinch point free design suitable for infection control. Add \$34.
- Two featured "T" arm options that include height and width adjusting arms, one with sliding arm caps (AS) and one without sliding arm caps (AF). Also, available is a stylish fixed urethane arm (C) for conference/management environments.
- "ZT" folding arms not recommended for use with Petite seat.
- For additional arm/caster options, please refer to the Arm and Caster section (405). Optional casters may be priced higher than the standard casters for your chair and the difference will be charged. Lower priced optional casters will not be credited.
- Please refer to "Cylinder Selection" section of the price book for additional cylinder options.
- For fully assembled in box, please specify SU. Add \$81.
- Pedestal Base models have black bases with 2" height adjust cylinders. Specify (SH) swivel, auto return to max height (no upcharge); (SN) non-swivel, auto return to max height (Add \$23); or (SC) swivel, self-centering and return to max height (Add \$35).


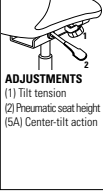

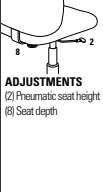

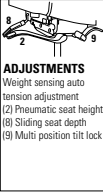

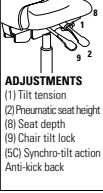

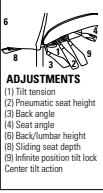
VION FINISHES - TASK SEATING				
Back Frame	Base	Specify Code	Arm Option	Specify Code
Black	Black	BLK no upcharge	Adj. "T" arm (Black) Adj. "T" arm, fixed armcap (Black) Adj. Halo Arm (Black)	AS AF MG - Add \$34
Black	Polished Aluminum	BAU Add \$177	Adj. "T" arm (Black, Chrome accent) Adj. "T" arm, fixed armcap (Black, Chrome accent) Fixed "C" arm (Black) Fixed "C" arm (Polished Aluminum)	AC A C CA - Add \$214
Shadow	Shadow	SHW Add \$81	Adj. "T" arm (Shadow) Adj. "T" arm, fixed armcap (Shadow) Adj. Halo Arm (Black)	SHA SHF MG - Add \$34
Shadow	Polished Aluminum	SAU Add \$255	Adj. "T" arm (Shadow, Chrome accent) Adj. "T" arm, fixed armcap (Shadow, Chrome accent) Fixed "C" arm (Shadow) Fixed "C" arm (Polished Aluminum)	SHR SHD SHC CA - Add \$214
Fog	Fog	FOG Add \$81	Adj. "T" arm (Fog) Adj. "T" arm, fixed armcap (Fog) Adj. Halo Arm (Black)	FA FF MG - Add \$34
Fog	Polished Aluminum	FAU Add \$255	Adj. "T" arm (Fog, Chrome accent) Adj. "T" arm, fixed armcap (Fog, Chrome accent) Fixed "C" arm (Fog) Fixed "C" arm (Polished Aluminum)	FC CF CC CA - Add \$214


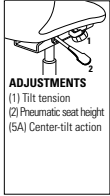

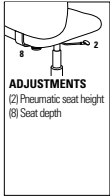

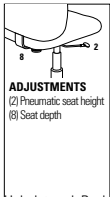

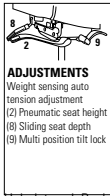

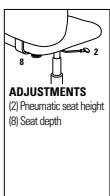
\* All arms have Black SSU Armcaps.


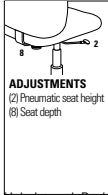
DESCRIPTION	FEATURES	MODEL#	STANDARD TEXTILE GRADES														
			1	2	3	4	5	6	7	8	9	10	11	12			
 <p><b>HB Synchro - Tilter w/Back Angle Adjustment</b> COM Yardage: 1 Freight Class: 150 Product Weight (lbs.): 60 Cubic Feet Per Carton: 10.5</p>	 <p><b>ADJUSTMENTS</b> (1) Tilt tension (2) Pneumatic seat height (8) Seat depth (9) Chair tilt lock (5C) Synchro-tilt action Anti-kick back</p>	<p>Mesh Back</p> <p>Ergonomic Features: A, B, C, E, G, H, L, M, N, Q, U</p>	6321-0	1053	1093	1122	1165	1227	1250	1304	1408	1460	1555	1686	1848		
			<b>OVERALL DIMENSIONS</b>			<b>SEAT DIMENSIONS</b>			<b>BACK DIMENSIONS</b>								
			<b>W</b>	<b>D</b>	<b>H</b>	<b>W</b>	<b>D</b>	<b>H</b>	<b>W</b>	<b>H</b>							
			25.5	24	41.5	20	17-20	17.5-22.5	18.5	23							
			<b>RTA 2</b>														
 <p><b>HB Multi - Tilter</b> COM Yardage: 1 Freight Class: 150 Product Weight (lbs.): 62 Cubic Feet Per Carton: 10.5</p>	 <p><b>ADJUSTMENTS</b> (1) Tilt tension (2) Pneumatic seat height (3) Back angle (4) Seat angle (6) Back/lumbar height (8) Sliding seat depth (9) Infinite position tilt lock Center tilt action</p>	<p>Mesh Back</p> <p>Ergonomic Features: A, B, C, E, F, G, H, M, N, Q, U, S</p>	6321-3	1053	1093	1122	1165	1227	1250	1304	1408	1460	1555	1686	1848		
			<b>OVERALL DIMENSIONS</b>			<b>SEAT DIMENSIONS</b>			<b>BACK DIMENSIONS</b>								
			<b>W</b>	<b>D</b>	<b>H</b>	<b>W</b>	<b>D</b>	<b>H</b>	<b>W</b>	<b>H</b>							
			25.5	24	41	20	17-20	17.25-22.25	18.5	23							
			<b>RTA 2</b>														
 <p><b>HB Tilter</b> COM Yardage: 1 Freight Class: 150 Product Weight (lbs.): 54 Cubic Feet Per Carton: 10.5</p>	 <p><b>ADJUSTMENTS</b> (1) Tilt tension (2) Pneumatic seat height (5A) Center-tilt action</p>	<p>Mesh Back</p> <p>Ergonomic Features: A, B, C, E, H, M, N, Q, S, U</p>	6321-4	943	983	1013	1056	1118	1141	1195	1299	1351	1446	1576	1739		
			<b>OVERALL DIMENSIONS</b>			<b>SEAT DIMENSIONS</b>			<b>BACK DIMENSIONS</b>								
			<b>W</b>	<b>D</b>	<b>H</b>	<b>W</b>	<b>D</b>	<b>H</b>	<b>W</b>	<b>H</b>							
			25.5	24	39.25	20	17.5	16-21	18.5	23							
			<b>RTA 2</b>														
 <p><b>HB Task</b> COM Yardage: 1 Freight Class: 150 Product Weight (lbs.): 49 Cubic Feet Per Carton: 10.5</p>	 <p><b>ADJUSTMENTS</b> (2) Pneumatic seat height (8) Seat depth</p>	<p>Mesh Back</p> <p>Ergonomic Features: C, E, M, N, U</p>	6321-6	904	944	974	1016	1079	1101	1156	1260	1311	1406	1537	1699		
			<b>OVERALL DIMENSIONS</b>			<b>SEAT DIMENSIONS</b>			<b>BACK DIMENSIONS</b>								
			<b>W</b>	<b>D</b>	<b>H</b>	<b>W</b>	<b>D</b>	<b>H</b>	<b>W</b>	<b>H</b>							
			25.5	24	39.25	20	17.5	17-22	18.5	23							
			<b>RTA 2</b>														
 <p><b>HB Weight Sensing Synchro - Tilter</b> COM Yardage: 1 Freight Class: 150 Product Weight (lbs.): 57 Cubic Feet Per Carton: 10.5</p>	 <p><b>ADJUSTMENTS</b> Weight sensing auto tension adjustment (2) Pneumatic seat height (8) Sliding seat depth (9) Multi position tilt lock</p>	<p>Mesh Back</p> <p>Ergonomic Features: A, B, C, E, H, L, M, N, Q, U</p>	6321-8	1053	1093	1122	1165	1227	1250	1304	1408	1460	1555	1686	1848		
			<b>OVERALL DIMENSIONS</b>			<b>SEAT DIMENSIONS</b>			<b>BACK DIMENSIONS</b>								
			<b>W</b>	<b>D</b>	<b>H</b>	<b>W</b>	<b>D</b>	<b>H</b>	<b>W</b>	<b>H</b>							
			25.5	24	40	20	17-20	16.5-21.5	18.5	23							
			<b>RTA 2</b>														


DESCRIPTION	FEATURES	MODEL#	STANDARD TEXTILE GRADES											
			1	2	3	4	5	6	7	8	9	10	11	12
 <p><b>MB Synchro - Tilter w/Back Angle Adjustment</b> COM Yardage: 1 Freight Class: 150 Product Weight (lbs.): 58 Cubic Feet Per Carton: 10.5</p>	 <p><b>ADJUSTMENTS</b> (1) Tilt tension (2) Pneumatic seat height (8) Seat depth (9) Chair tilt lock (5C) Synchro-tilt action Anti-kick back</p>	<b>6322-0</b>	997	1035	1066	1109	1171	1194	1248	1352	1404	1499	1630	1792
		<b>GC6322-0</b>	-	\$1406	1434	1474	1528	1553	\$1603	\$1683	\$1742	1812	1950	2099
		<b>OVERALL DIMENSIONS</b>			<b>SEAT DIMENSIONS</b>			<b>BACK DIMENSIONS</b>						
		<b>W</b>	<b>D</b>	<b>H</b>	<b>W</b>	<b>D</b>	<b>H</b>	<b>W</b>	<b>H</b>					
	25.5	24	39.5	20	17-20	17.5-22.5	18.5	21						
														
 <p><b>MB Multi - Tilter</b> COM Yardage: 1 Freight Class: 150 Product Weight (lbs.): 60 Cubic Feet Per Carton: 10.5</p>	 <p><b>ADJUSTMENTS</b> (1) Tilt tension (2) Pneumatic seat height (3) Back angle (4) Seat angle (6) Back/lumbar height (8) Sliding seat depth (9) Infinite position tilt lock Center tilt action</p>	<b>6322-3</b>	997	1035	1066	1109	1171	1194	1248	1352	1404	1499	1630	1792
		<b>OVERALL DIMENSIONS</b>			<b>SEAT DIMENSIONS</b>			<b>BACK DIMENSIONS</b>						
		<b>W</b>	<b>D</b>	<b>H</b>	<b>W</b>	<b>D</b>	<b>H</b>	<b>W</b>	<b>H</b>					
			25.5	24	39	20	17-20	17.25-22.25	18.5	21				
														
 <p><b>MB Tilter</b> COM Yardage: 1 Freight Class: 150 Product Weight (lbs.): 52 Cubic Feet Per Carton: 10.5</p>	 <p><b>ADJUSTMENTS</b> (1) Tilt tension (2) Pneumatic seat height (5A) Center-tilt action</p>	<b>6322-4</b>	887	928	958	1001	1064	1085	1140	1245	1296	1391	1523	1684
		<b>GC6322-4</b>	-	\$1254	1286	1327	1385	1411	\$1464	\$1549	\$1614	\$1686	\$1833	\$1992
		<b>OVERALL DIMENSIONS</b>			<b>SEAT DIMENSIONS</b>			<b>BACK DIMENSIONS</b>						
		<b>W</b>	<b>D</b>	<b>H</b>	<b>W</b>	<b>D</b>	<b>H</b>	<b>W</b>	<b>H</b>					
	25.5	24	37.5	20	17.5	16-21	18.5	21						
														
 <p><b>MB Task</b> COM Yardage: 1 Freight Class: 150 Product Weight (lbs.): 52 Cubic Feet Per Carton: 10.5</p>	 <p><b>ADJUSTMENTS</b> (2) Pneumatic seat height (8) Seat depth</p>	<b>6322-6</b>	857	898	927	969	1032	1055	1109	1213	1265	1359	1490	1653
		<b>OVERALL DIMENSIONS</b>			<b>SEAT DIMENSIONS</b>			<b>BACK DIMENSIONS</b>						
		<b>W</b>	<b>D</b>	<b>H</b>	<b>W</b>	<b>D</b>	<b>H</b>	<b>W</b>	<b>H</b>					
			25.5	24	37.5	20	17.5	17-22	18.5	21				
														
 <p><b>MB Task - Armless</b> COM Yardage: 1 Freight Class: 250 Product Weight (lbs.): 41 Cubic Feet Per Carton: 10.5</p>	 <p><b>ADJUSTMENTS</b> (2) Pneumatic seat height (8) Seat depth</p>	<b>6323-6</b>	810	851	880	923	985	1008	1062	1166	1218	1313	1446	1606
		<b>OVERALL DIMENSIONS</b>			<b>SEAT DIMENSIONS</b>			<b>BACK DIMENSIONS</b>						
		<b>W</b>	<b>D</b>	<b>H</b>	<b>W</b>	<b>D</b>	<b>H</b>	<b>W</b>	<b>H</b>					
			20	24	37.5	20	17.5	17-22	18.5	21				
														


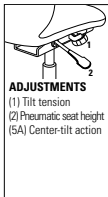
DESCRIPTION	FEATURES	MODEL#	STANDARD TEXTILE GRADES												
			1	2	3	4	5	6	7	8	9	10	11	12	
 <p><b>MB Weight Sensing Synchro - Tilter</b> COM Yardage: 1 Freight Class: 150 Product Weight (lbs.): 55 Cubic Feet Per Carton: 10.5</p>	 <p><b>ADJUSTMENTS</b> (1) Weight-sensing auto tension adjustment (2) Pneumatic seat height (8) Sliding seat depth (9) Multi-position tilt lock</p>	<b>6322-8</b>	997	1035	1066	1109	1171	1194	1248	1352	1404	1499	1630	1792	
			<b>OVERALL DIMENSIONS</b>			<b>SEAT DIMENSIONS</b>			<b>BACK DIMENSIONS</b>						
			<b>W</b>	<b>D</b>	<b>H</b>	<b>W</b>	<b>D</b>	<b>H</b>	<b>W</b>	<b>H</b>					
			25.5	24	38	20	17-20	16.5-21.5	18.5	21					
			<p>Ergonomic Features: A, B, C, E, H, L, M, N, Q, U</p> <p><b>RTA 2</b>            </p>												
 <p><b>MB Height Adjustable Stool - Task Armless</b> COM Yardage: 1 Freight Class: 150 Product Weight (lbs.): 50 Cubic Feet Per Carton: 10.5</p>	 <p><b>ADJUSTMENTS</b> (2) Pneumatic seat height (8) Seat depth</p>	<b>6327-6</b>	904	945	975	1017	1081	1103	1157	1262	1313	1407	1540	1702	
			<b>OVERALL DIMENSIONS</b>			<b>SEAT DIMENSIONS</b>			<b>BACK DIMENSIONS</b>						
			<b>W</b>	<b>D</b>	<b>H</b>	<b>W</b>	<b>D</b>	<b>H</b>	<b>W</b>	<b>H</b>					
			20	24	48	20	17.5	23.5-33.5	18.5	21					
			<p>Ergonomic Features: C, E, M, N, U</p> <p><b>RTA 2</b>            </p>												
 <p><b>MB Height Adjustable Stool - Task</b> COM Yardage: 1 Freight Class: 150 Product Weight (lbs.): 44 Cubic Feet Per Carton: 10.5</p>	 <p><b>ADJUSTMENTS</b> (2) Pneumatic seat height (8) Seat depth</p>	<b>6328-6</b>	1020	1061	1091	1133	1197	1218	1272	1376	1428	1523	1656	1816	
			<b>OVERALL DIMENSIONS</b>			<b>SEAT DIMENSIONS</b>			<b>BACK DIMENSIONS</b>						
			<b>W</b>	<b>D</b>	<b>H</b>	<b>W</b>	<b>D</b>	<b>H</b>	<b>W</b>	<b>H</b>					
			20	24	48	20	17.5	23.5-33.5	18.5	21					
			<p>Ergonomic Features: C, E, H, M, N, Q, U</p> <p><b>RTA 2</b>            </p>												
 <p><b>HB Synchro - Tilter w/Back Angle Adjustment</b> COM Yardage: 1.25 Freight Class: 150 Product Weight (lbs.): 61 Cubic Feet Per Carton: 10.50</p>	 <p><b>ADJUSTMENTS</b> (1) Tilt tension (2) Pneumatic seat height (8) Seat depth (9) Chair tilt lock (5C) Synchro-tilt action Anti-kick back</p>	<b>6331-0</b>	1194	1245	1279	1334	1413	1443	1508	1641	1702	1821	1987	2189	
			<b>OVERALL DIMENSIONS</b>			<b>SEAT DIMENSIONS</b>			<b>BACK DIMENSIONS</b>						
			<b>W</b>	<b>D</b>	<b>H</b>	<b>W</b>	<b>D</b>	<b>H</b>	<b>W</b>	<b>H</b>					
			25.5	24	41.5	20	17-20	17.5-22.5	18.5	23					
			<p>Ergonomic Features: A, B, C, E, G, H, L, M, N, Q, U</p> <p><b>RTA 2</b>            </p>												
 <p><b>HB Multi - Tilter</b> COM Yardage: 1.25 Freight Class: 125 Product Weight (lbs.): 63 Cubic Feet Per Carton: 10.5</p>	 <p><b>ADJUSTMENTS</b> (1) Tilt tension (2) Pneumatic seat height (3) Back angle (4) Seat angle (8) Back/lumbar height (8) Sliding seat depth (9) Infinite position tilt lock Center tilt action</p>	<b>6331-3</b>	1194	1245	1279	1334	1413	1443	1508	1641	1702	1821	1987	2189	
			<b>OVERALL DIMENSIONS</b>			<b>SEAT DIMENSIONS</b>			<b>BACK DIMENSIONS</b>						
			<b>W</b>	<b>D</b>	<b>H</b>	<b>W</b>	<b>D</b>	<b>H</b>	<b>W</b>	<b>H</b>					
			25.5	24	41	20	17-20	17.25-22.25	18.5	23					
			<p>Ergonomic Features: A, B, C, E, F, G, H, M, N, Q, U, S</p> <p><b>RTA 2</b>            </p>												


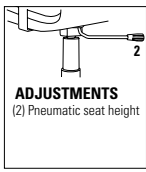
DESCRIPTION	FEATURES	MODEL#	STANDARD TEXTILE GRADES											
			1	2	3	4	5	6	7	8	9	10	11	12
 <p><b>HB Tilter</b> COM Yardage: 1.25 Freight Class: 150 Product Weight (lbs.): 55 Cubic Feet Per Carton: 10.5</p>	 <p><b>ADJUSTMENTS</b> (1) Tilt tension (2) Pneumatic seat height (5A) Center-tilt action</p>		1	2	3	4	5	6	7	8	9	10	11	12
		<b>6331-4</b>	1067	1118	1156	1210	1288	1316	1381	1514	1576	1696	1861	2062
		<b>6331-4MO</b>	1131	1209	1267	1355	1478	1524	1633	1840	1941	2133	2394	2723
		<b>GC6331-4</b>	-	\$1280	\$1316	\$1365	\$1436	\$1469	\$1533	\$1634	\$1714	\$1801	\$1980	\$2172
		<b>OVERALL DIMENSIONS</b>	<b>W</b>	<b>D</b>	<b>H</b>	<b>SEAT DIMENSIONS</b>			<b>BACK DIMENSIONS</b>			<b>W</b>	<b>H</b>	
	25.5	24	39.25	20	17.5	16-21	18.5	23						
				<b>RTA 2</b>	<b>FedEx</b>	<b>ups</b>								
 <p><b>HB Task</b> COM Yardage: 1.25 Freight Class: 150 Product Weight (lbs.): 49 Cubic Feet Per Carton: 10.5</p>	 <p><b>ADJUSTMENTS</b> (2) Pneumatic seat height (8) Seat depth</p>		1	2	3	4	5	6	7	8	9	10	11	12
		<b>6331-6</b>	1037	1087	1122	1177	1256	1284	1351	1483	1545	1664	1830	2032
		<b>6331-6MO</b>	1100	1176	1236	1324	1450	1493	1602	1809	1909	2102	2363	2690
		<b>OVERALL DIMENSIONS</b>	<b>W</b>	<b>D</b>	<b>H</b>	<b>SEAT DIMENSIONS</b>			<b>BACK DIMENSIONS</b>			<b>W</b>	<b>H</b>	
			25.5	24	39.25	20	17.5	17-22	18.5	23				
				<b>RTA 2</b>	<b>FedEx</b>	<b>ups</b>								
 <p><b>HB Weight Sensing Synchro - Tilter</b> COM Yardage: 1.25 Freight Class: 150 Product Weight (lbs.): 58 Cubic Feet Per Carton: 10.5</p>	 <p><b>ADJUSTMENTS</b> Weight sensing auto tension adjustment (2) Pneumatic seat height (8) Sliding seat depth (9) Multi position tilt lock</p>		1	2	3	4	5	6	7	8	9	10	11	12
		<b>6331-8</b>	1194	1245	1279	1334	1413	1443	1508	1641	1702	1821	1987	2189
		<b>6331-8MO</b>	1258	1332	1394	1479	1605	1650	1759	1966	2066	2259	2521	2847
		<b>OVERALL DIMENSIONS</b>	<b>W</b>	<b>D</b>	<b>H</b>	<b>SEAT DIMENSIONS</b>			<b>BACK DIMENSIONS</b>			<b>W</b>	<b>H</b>	
			25.5	24	40	20	17-20	16.5-21.5	18.5	23				
				<b>RTA 2</b>	<b>FedEx</b>	<b>ups</b>								
 <p><b>MB Synchro - Tilter w/Back Angle Adjustment</b> COM Yardage: 1.25 Freight Class: 150 Product Weight (lbs.): 59 Cubic Feet Per Carton: 10.5</p>	 <p><b>ADJUSTMENTS</b> (1) Tilt tension (2) Pneumatic seat height (8) Seat depth (9) Chair tilt lock (5C) Synchro-tilt action Anti-kick back</p>		1	2	3	4	5	6	7	8	9	10	11	12
		<b>6332-0</b>	1139	1190	1224	1279	1358	1387	1453	1586	1647	1766	1932	2134
		<b>6332-0MO</b>	1201	1282	1349	1446	1578	1641	1765	1961	2111	2280	2625	2992
		<b>OVERALL DIMENSIONS</b>	<b>W</b>	<b>D</b>	<b>H</b>	<b>SEAT DIMENSIONS</b>			<b>BACK DIMENSIONS</b>			<b>W</b>	<b>H</b>	
			25.5	24	39.5	20	17-20	17.5-22.5	18.5	21				
				<b>RTA 2</b>	<b>FedEx</b>	<b>ups</b>								
 <p><b>MB Multi - Tilter</b> COM Yardage: 1.25 Freight Class: 150 Product Weight (lbs.): 61 Cubic Feet Per Carton: 10.5</p>	 <p><b>ADJUSTMENTS</b> (1) Tilt tension (2) Pneumatic seat height (3) Back angle (4) Seat angle (6) Back/lumbar height (8) Sliding seat depth (9) Infinite position tilt lock Center tilt action</p>		1	2	3	4	5	6	7	8	9	10	11	12
		<b>6332-3</b>	1139	1190	1224	1279	1358	1387	1453	1586	1647	1766	1932	2134
		<b>6332-3MO</b>	1201	1282	1349	1446	1578	1641	1765	1961	2111	2280	2625	2992
		<b>OVERALL DIMENSIONS</b>	<b>W</b>	<b>D</b>	<b>H</b>	<b>SEAT DIMENSIONS</b>			<b>BACK DIMENSIONS</b>			<b>W</b>	<b>H</b>	
			25.5	24	39	20	17-20	17.25-22.25	18.5	21				
				<b>RTA 2</b>	<b>FedEx</b>	<b>ups</b>								


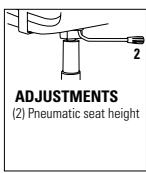
DESCRIPTION	FEATURES	MODEL#	STANDARD TEXTILE GRADES																																																																											
			1	2	3	4	5	6	7	8	9	10	11	12																																																																
 <p><b>MB Tilter</b> COM Yardage: 1.25 Freight Class: 150 Product Weight (lbs.): 53 Cubic Feet Per Carton: 10.5</p>	 <p><b>ADJUSTMENTS</b> (1) Tilt tension (2) Pneumatic seat height (5A) Center-tilt action</p>	<p>Upholstered Back</p> <p>Ergonomic Features: A, B, C, E, H, M, N, Q, S, U</p>	<table border="1"> <tr> <td>6332-4</td> <td>1020</td> <td>1070</td> <td>1108</td> <td>1161</td> <td>1240</td> <td>1268</td> <td>1333</td> <td>1466</td> <td>1528</td> <td>1647</td> <td>1813</td> <td>2015</td> </tr> <tr> <td>6332-4MO</td> <td>1085</td> <td>1163</td> <td>1221</td> <td>1309</td> <td>1432</td> <td>1478</td> <td>1587</td> <td>1794</td> <td>1895</td> <td>2087</td> <td>2348</td> <td>2677</td> </tr> <tr> <td colspan="3"><b>OVERALL DIMENSIONS</b></td> <td colspan="3"><b>SEAT DIMENSIONS</b></td> <td colspan="6"><b>BACK DIMENSIONS</b></td> </tr> <tr> <td><b>W</b></td> <td><b>D</b></td> <td><b>H</b></td> <td><b>W</b></td> <td><b>D</b></td> <td><b>H</b></td> <td><b>W</b></td> <td><b>H</b></td> <td colspan="5"></td> </tr> <tr> <td>25.5</td> <td>24</td> <td>37.5</td> <td>20</td> <td>17.5</td> <td>16-21</td> <td>18.5</td> <td>21</td> <td colspan="5"></td> </tr> </table>												6332-4	1020	1070	1108	1161	1240	1268	1333	1466	1528	1647	1813	2015	6332-4MO	1085	1163	1221	1309	1432	1478	1587	1794	1895	2087	2348	2677	<b>OVERALL DIMENSIONS</b>			<b>SEAT DIMENSIONS</b>			<b>BACK DIMENSIONS</b>						<b>W</b>	<b>D</b>	<b>H</b>	<b>W</b>	<b>D</b>	<b>H</b>	<b>W</b>	<b>H</b>						25.5	24	37.5	20	17.5	16-21	18.5	21					
			6332-4	1020	1070	1108	1161	1240	1268	1333	1466	1528	1647	1813	2015																																																															
			6332-4MO	1085	1163	1221	1309	1432	1478	1587	1794	1895	2087	2348	2677																																																															
			<b>OVERALL DIMENSIONS</b>			<b>SEAT DIMENSIONS</b>			<b>BACK DIMENSIONS</b>																																																																					
<b>W</b>	<b>D</b>	<b>H</b>	<b>W</b>	<b>D</b>	<b>H</b>	<b>W</b>	<b>H</b>																																																																							
25.5	24	37.5	20	17.5	16-21	18.5	21																																																																							
			<p>RTA 2      FedEx      UPS</p>																																																																											
 <p><b>MB Task</b> COM Yardage: 1.25 Freight Class: 150 Product Weight (lbs.): 48 Cubic Feet Per Carton: 10.5</p>	 <p><b>ADJUSTMENTS</b> (2) Pneumatic seat height (8) Seat depth</p>	<p>Upholstered Back</p> <p>Ergonomic Features: C, E, M, N, Q, U</p>	<table border="1"> <tr> <td>6332-6</td> <td>991</td> <td>1042</td> <td>1079</td> <td>1132</td> <td>1211</td> <td>1240</td> <td>1305</td> <td>1438</td> <td>1500</td> <td>1618</td> <td>1785</td> <td>1986</td> </tr> <tr> <td>6332-6MO</td> <td>1054</td> <td>1130</td> <td>1190</td> <td>1275</td> <td>1401</td> <td>1447</td> <td>1555</td> <td>1762</td> <td>1863</td> <td>2055</td> <td>2315</td> <td>2644</td> </tr> <tr> <td colspan="3"><b>OVERALL DIMENSIONS</b></td> <td colspan="3"><b>SEAT DIMENSIONS</b></td> <td colspan="6"><b>BACK DIMENSIONS</b></td> </tr> <tr> <td><b>W</b></td> <td><b>D</b></td> <td><b>H</b></td> <td><b>W</b></td> <td><b>D</b></td> <td><b>H</b></td> <td><b>W</b></td> <td><b>H</b></td> <td colspan="5"></td> </tr> <tr> <td>25.5</td> <td>24</td> <td>37.5</td> <td>20</td> <td>17.5</td> <td>17-22</td> <td>18.5</td> <td>21</td> <td colspan="5"></td> </tr> </table>												6332-6	991	1042	1079	1132	1211	1240	1305	1438	1500	1618	1785	1986	6332-6MO	1054	1130	1190	1275	1401	1447	1555	1762	1863	2055	2315	2644	<b>OVERALL DIMENSIONS</b>			<b>SEAT DIMENSIONS</b>			<b>BACK DIMENSIONS</b>						<b>W</b>	<b>D</b>	<b>H</b>	<b>W</b>	<b>D</b>	<b>H</b>	<b>W</b>	<b>H</b>						25.5	24	37.5	20	17.5	17-22	18.5	21					
			6332-6	991	1042	1079	1132	1211	1240	1305	1438	1500	1618	1785	1986																																																															
			6332-6MO	1054	1130	1190	1275	1401	1447	1555	1762	1863	2055	2315	2644																																																															
			<b>OVERALL DIMENSIONS</b>			<b>SEAT DIMENSIONS</b>			<b>BACK DIMENSIONS</b>																																																																					
<b>W</b>	<b>D</b>	<b>H</b>	<b>W</b>	<b>D</b>	<b>H</b>	<b>W</b>	<b>H</b>																																																																							
25.5	24	37.5	20	17.5	17-22	18.5	21																																																																							
			<p>RTA 2      FedEx      UPS</p>																																																																											
 <p><b>MB Task - Armless</b> COM Yardage: 1.25 Freight Class: 150 Product Weight (lbs.): 42 Cubic Feet Per Carton: 10.5</p>	 <p><b>ADJUSTMENTS</b> (2) Pneumatic seat height (8) Seat depth</p>	<p>Upholstered Back</p> <p>Ergonomic Features: C, E, M, N, U</p>	<table border="1"> <tr> <td>6333-6</td> <td>943</td> <td>993</td> <td>1028</td> <td>1083</td> <td>1162</td> <td>1191</td> <td>1256</td> <td>1389</td> <td>1451</td> <td>1569</td> <td>1736</td> <td>1938</td> </tr> <tr> <td>6333-6MO</td> <td>1016</td> <td>1094</td> <td>1152</td> <td>1241</td> <td>1366</td> <td>1409</td> <td>1517</td> <td>1724</td> <td>1825</td> <td>2018</td> <td>2281</td> <td>2605</td> </tr> <tr> <td colspan="3"><b>OVERALL DIMENSIONS</b></td> <td colspan="3"><b>SEAT DIMENSIONS</b></td> <td colspan="6"><b>BACK DIMENSIONS</b></td> </tr> <tr> <td><b>W</b></td> <td><b>D</b></td> <td><b>H</b></td> <td><b>W</b></td> <td><b>D</b></td> <td><b>H</b></td> <td><b>W</b></td> <td><b>H</b></td> <td colspan="5"></td> </tr> <tr> <td>20</td> <td>24</td> <td>37.5</td> <td>20</td> <td>17.5</td> <td>17-22</td> <td>18.5</td> <td>21</td> <td colspan="5"></td> </tr> </table>												6333-6	943	993	1028	1083	1162	1191	1256	1389	1451	1569	1736	1938	6333-6MO	1016	1094	1152	1241	1366	1409	1517	1724	1825	2018	2281	2605	<b>OVERALL DIMENSIONS</b>			<b>SEAT DIMENSIONS</b>			<b>BACK DIMENSIONS</b>						<b>W</b>	<b>D</b>	<b>H</b>	<b>W</b>	<b>D</b>	<b>H</b>	<b>W</b>	<b>H</b>						20	24	37.5	20	17.5	17-22	18.5	21					
			6333-6	943	993	1028	1083	1162	1191	1256	1389	1451	1569	1736	1938																																																															
			6333-6MO	1016	1094	1152	1241	1366	1409	1517	1724	1825	2018	2281	2605																																																															
			<b>OVERALL DIMENSIONS</b>			<b>SEAT DIMENSIONS</b>			<b>BACK DIMENSIONS</b>																																																																					
<b>W</b>	<b>D</b>	<b>H</b>	<b>W</b>	<b>D</b>	<b>H</b>	<b>W</b>	<b>H</b>																																																																							
20	24	37.5	20	17.5	17-22	18.5	21																																																																							
			<p>RTA 2      FedEx      UPS</p>																																																																											
 <p><b>MB Weight Sensing Synchro - Tilter</b> COM Yardage: 1.25 Freight Class: 150 Product Weight (lbs.): 56 Cubic Feet Per Carton: 10.5</p>	 <p><b>ADJUSTMENTS</b> Weight sensing auto tension adjustment (2) Pneumatic seat height (8) Sliding seat depth (9) Multi position tilt lock</p>	<p>Upholstered Back</p> <p>Ergonomic Features: A, B, C, E, H, L, M, N, Q, U</p>	<table border="1"> <tr> <td>6332-8</td> <td>1139</td> <td>1190</td> <td>1224</td> <td>1279</td> <td>1358</td> <td>1387</td> <td>1453</td> <td>1586</td> <td>1647</td> <td>1766</td> <td>1932</td> <td>2134</td> </tr> <tr> <td>6332-8MO</td> <td>1201</td> <td>1282</td> <td>1349</td> <td>1446</td> <td>1578</td> <td>1641</td> <td>1765</td> <td>1961</td> <td>2111</td> <td>2280</td> <td>2625</td> <td>2992</td> </tr> <tr> <td colspan="3"><b>OVERALL DIMENSIONS</b></td> <td colspan="3"><b>SEAT DIMENSIONS</b></td> <td colspan="6"><b>BACK DIMENSIONS</b></td> </tr> <tr> <td><b>W</b></td> <td><b>D</b></td> <td><b>H</b></td> <td><b>W</b></td> <td><b>D</b></td> <td><b>H</b></td> <td><b>W</b></td> <td><b>H</b></td> <td colspan="5"></td> </tr> <tr> <td>25.5</td> <td>24</td> <td>38</td> <td>20</td> <td>17-20</td> <td>16.5-21.5</td> <td>18.5</td> <td>21</td> <td colspan="5"></td> </tr> </table>												6332-8	1139	1190	1224	1279	1358	1387	1453	1586	1647	1766	1932	2134	6332-8MO	1201	1282	1349	1446	1578	1641	1765	1961	2111	2280	2625	2992	<b>OVERALL DIMENSIONS</b>			<b>SEAT DIMENSIONS</b>			<b>BACK DIMENSIONS</b>						<b>W</b>	<b>D</b>	<b>H</b>	<b>W</b>	<b>D</b>	<b>H</b>	<b>W</b>	<b>H</b>						25.5	24	38	20	17-20	16.5-21.5	18.5	21					
			6332-8	1139	1190	1224	1279	1358	1387	1453	1586	1647	1766	1932	2134																																																															
			6332-8MO	1201	1282	1349	1446	1578	1641	1765	1961	2111	2280	2625	2992																																																															
			<b>OVERALL DIMENSIONS</b>			<b>SEAT DIMENSIONS</b>			<b>BACK DIMENSIONS</b>																																																																					
<b>W</b>	<b>D</b>	<b>H</b>	<b>W</b>	<b>D</b>	<b>H</b>	<b>W</b>	<b>H</b>																																																																							
25.5	24	38	20	17-20	16.5-21.5	18.5	21																																																																							
			<p>RTA 2      FedEx      UPS</p>																																																																											
 <p><b>MB Height Adjustable Stool - Task Armless</b> COM Yardage: 1.25 Freight Class: 150 Product Weight (lbs.): 45 Cubic Feet Per Carton: 10.5</p>	 <p><b>ADJUSTMENTS</b> (2) Pneumatic seat height (8) Seat depth</p>	<p>Upholstered Back</p> <p>Ergonomic Features: C, E, M, N, U</p>	<table border="1"> <tr> <td>6337-6</td> <td>1020</td> <td>1071</td> <td>1109</td> <td>1163</td> <td>1241</td> <td>1269</td> <td>1336</td> <td>1467</td> <td>1529</td> <td>1649</td> <td>1814</td> <td>2016</td> </tr> <tr> <td>6337-6MO</td> <td>1090</td> <td>1166</td> <td>1224</td> <td>1314</td> <td>1437</td> <td>1482</td> <td>1591</td> <td>1798</td> <td>1899</td> <td>2091</td> <td>2351</td> <td>2680</td> </tr> <tr> <td colspan="3"><b>OVERALL DIMENSIONS</b></td> <td colspan="3"><b>SEAT DIMENSIONS</b></td> <td colspan="6"><b>BACK DIMENSIONS</b></td> </tr> <tr> <td><b>W</b></td> <td><b>D</b></td> <td><b>H</b></td> <td><b>W</b></td> <td><b>D</b></td> <td><b>H</b></td> <td><b>W</b></td> <td><b>H</b></td> <td colspan="5"></td> </tr> <tr> <td>20</td> <td>24</td> <td>48</td> <td>20</td> <td>17.5</td> <td>23.5-33.5</td> <td>18.5</td> <td>21</td> <td colspan="5"></td> </tr> </table>												6337-6	1020	1071	1109	1163	1241	1269	1336	1467	1529	1649	1814	2016	6337-6MO	1090	1166	1224	1314	1437	1482	1591	1798	1899	2091	2351	2680	<b>OVERALL DIMENSIONS</b>			<b>SEAT DIMENSIONS</b>			<b>BACK DIMENSIONS</b>						<b>W</b>	<b>D</b>	<b>H</b>	<b>W</b>	<b>D</b>	<b>H</b>	<b>W</b>	<b>H</b>						20	24	48	20	17.5	23.5-33.5	18.5	21					
			6337-6	1020	1071	1109	1163	1241	1269	1336	1467	1529	1649	1814	2016																																																															
			6337-6MO	1090	1166	1224	1314	1437	1482	1591	1798	1899	2091	2351	2680																																																															
			<b>OVERALL DIMENSIONS</b>			<b>SEAT DIMENSIONS</b>			<b>BACK DIMENSIONS</b>																																																																					
<b>W</b>	<b>D</b>	<b>H</b>	<b>W</b>	<b>D</b>	<b>H</b>	<b>W</b>	<b>H</b>																																																																							
20	24	48	20	17.5	23.5-33.5	18.5	21																																																																							
			<p>RTA 2      FedEx      UPS</p>																																																																											


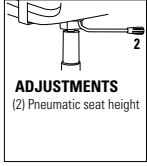

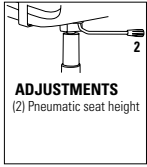
DESCRIPTION	FEATURES	MODEL#	STANDARD TEXTILE GRADES											
			1	2	3	4	5	6	7	8	9	10	11	12
 <p><b>MB Height Adjustable Stool - Task</b> COM Yardage: 1.25 Freight Class: 150 Product Weight (lbs.): 51 Cubic Feet Per Carton: 10.5</p>	 <p><b>ADJUSTMENTS</b> (2) Pneumatic seat height (8) Seat depth</p> <p>Upholstered Back</p> <p>Ergonomic Features: C, E, H, M, N, Q, U</p>													
		<b>6338-6</b>	1145	1196	1233	1288	1365	1394	1459	1592	1654	1772	1939	2140
		<b>6338-6MO</b>	1214	1292	1350	1438	1561	1607	1715	1922	2023	2215	2477	2803
<b>OVERALL DIMENSIONS</b>			<b>SEAT DIMENSIONS</b>			<b>BACK DIMENSIONS</b>								
W D H			W D H			W H								
20 24 48			20 17.5 23.5-33.5			18.5 21								
			RTA 2			FedEx			ups					

DESCRIPTION	FEATURES	MODEL#	STANDARD TEXTILE GRADES											
			1	2	3	4	5	6	7	8	9	10	11	12
 <p><b>Lumbar Pad Kit</b> COM Yardage: N/A Freight Class: 70 Product Weight (lbs.): 1.5 Cubic Feet Per Carton: 0.5</p>														
		<b>6339</b>	46	-	-	-	-	-	-	-	-	-	-	-
<b>OVERALL DIMENSIONS</b>			<b>SEAT DIMENSIONS</b>			<b>BACK DIMENSIONS</b>								
W D H			W D H			W H								
10.25 3.5 5.25														
			RTA 00			FedEx			ups					

DESCRIPTION	FEATURES	MODEL#	STANDARD TEXTILE GRADES											
			1	2	3	4	5	6	7	8	9	10	11	12
 <p><b>MB Tilter with Pedestal Base</b> COM Yardage: 1 Freight Class: 150 Product Weight (lbs.): 52 Cubic Feet Per Carton: 10.5</p>	 <p><b>ADJUSTMENTS</b> (1) Tilt tension (2) Pneumatic seat height (5A) Center-tilt action</p> <p>Mesh Back</p> <p>Ergonomic Features: A, B, C, E, H, M, N, Q, S, U</p>													
		<b>6322-4PB</b>	1131											
<b>OVERALL DIMENSIONS</b>			<b>SEAT DIMENSIONS</b>			<b>BACK DIMENSIONS</b>								
W D H			W D H			W H								
25.5 24 37.5			20 17.5 16-21			18.5 21								
			RTA 2			FedEx			ups					

DESCRIPTION	FEATURES	MODEL#	STANDARD TEXTILE GRADES											
			1	2	3	4	5	6	7	8	9	10	11	12
 <p><b>Armless Task with Pedestal Base</b> COM Yardage: 1 Freight Class: 150 Product Weight (lbs.): 33 Cubic Feet Per Carton: 15.75</p> <p>mesh back</p>	 <p><b>ADJUSTMENTS</b> (2) Pneumatic seat height</p> <p>Ergonomic features: M, N</p>													
		<b>6364-6PB</b>	\$1193	\$1234	\$1263	\$1306	\$1370	\$1400	\$1455	\$1545	\$1613	\$1690	\$1849	\$2016
<b>OVERALL DIMENSIONS</b>			<b>SEAT DIMENSIONS</b>			<b>BACK DIMENSIONS</b>								
W D H			W D H			W H								
23.5 29 35.5			19 18 16-21			19 17								
			RTA 00			1 per carton								

DESCRIPTION	FEATURES	MODEL#	STANDARD TEXTILE GRADES											
			1	2	3	4	5	6	7	8	9	10	11	12
 <p><b>Armless Task w/Tablet and Pedestal Base</b> COM Yardage: 1 Freight Class: 150 Product Weight (lbs.): 33 Cubic Feet Per Carton: 17.75</p> <p>mesh back</p>	 <p><b>ADJUSTMENTS</b> (2) Pneumatic seat height</p> <p>Ergonomic features: M, N</p> <p><b>Specify (L) left or (R) right tablet.</b> <b>(Example: 6364-6L or 6364-6R).</b></p>													
		<b>6364-6LPB</b> <b>6364-6RPB</b>	1533	1573	1602	1645	1708	1739	1793	1885	1952	2030	2188	2356
<b>OVERALL DIMENSIONS</b>			<b>SEAT DIMENSIONS</b>			<b>BACK DIMENSIONS</b>								
W D H			W D H			W H								
23.5 29 35.5			19 18 16-21			19 17								
			RTA 00			1 per carton								

DESCRIPTION	FEATURES	MODEL#	STANDARD TEXTILE GRADES												
			1	2	3	4	5	6	7	8	9	10	11	12	
 <p>upholstered back</p> <p><b>Armless Task with Pedestal Base</b>                      COM Yardage: 1.25                      Freight Class: 150                      Product Weight (lbs.): 33                      Cubic Feet Per Carton: 15.75</p>	 <p><b>ADJUSTMENTS</b> (2) Pneumatic seat height</p> <p>Ergonomic features: M, N</p>	<b>6374-6PB</b>	\$1193	\$1243	\$1281	\$1334	\$1412	\$1449	\$1519	\$1631	\$1717	\$1813	\$2011	\$2221	
		<b>OVERALL DIMENSIONS</b>			<b>SEAT DIMENSIONS</b>			<b>BACK DIMENSIONS</b>							
		<b>W</b>	<b>D</b>	<b>H</b>	<b>W</b>	<b>D</b>	<b>H</b>	<b>W</b>	<b>H</b>						
		23.5	29	35.5	19	18	16-21	19	17						
			<b>RTA 00</b>			1 per carton									
 <p>upholstered back</p> <p><b>Armless Task w/Tablet and Pedestal Base</b>                      COM Yardage: 1.25                      Freight Class: 250                      Product Weight (lbs.): 44                      Cubic Feet Per Carton: 11.75</p>	 <p><b>ADJUSTMENTS</b> (2) Pneumatic seat height</p> <p>Ergonomic features: M, N</p> <p><b>Specify (L) left or (R) right tablet.</b>                      (Example: 6374-6L or 6374-6R,                      6374-6MOL or 6374-6MOR).</p>	<b>6374-6LPB</b>	1533	1582	1618	1673	1751	1788	1858	1970	2057	2153	2351	2561	
		<b>OVERALL DIMENSIONS</b>			<b>SEAT DIMENSIONS</b>			<b>BACK DIMENSIONS</b>							
		<b>W</b>	<b>D</b>	<b>H</b>	<b>W</b>	<b>D</b>	<b>H</b>	<b>W</b>	<b>H</b>						
		23.5	29	35.5	19	18	16-21	19	17						
			<b>RTA 00</b>			1 per carton									

**WEEV**



model **2220-3**



model **2221-4**



**Stitch detail on Leather upholstered seat**



**Vari-Width (WA)**  
Width Adjustable Arm Extensions is standard when order with adjustable height arms.


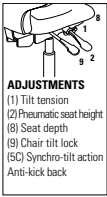




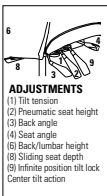




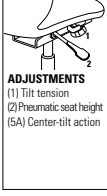



**STANDARD FEATURES**


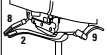









- A beautiful, breathable mesh, functional task seating series, at affordable pricing.
- Weev series includes six mechanisms, a Synchro-Tilter with Back Angle, Weight Sensing Synchro-Tilter, Multi-Tilter, Tilter, and Task.
- The Black mesh for the back of the chair is woven to breathe and give as the user leans into it removing pressure points along the spine.
- The lumbar support built into the design of the back is flexible and reshapes itself to match and support the user's body profile.
- Side activated sliding seat depth adjustment is standard on Multi-Tilters and Synchro-Tilters providing 2" of seat depth adjustment.
- Height and width (**WA**) adjustable GL arms. Armcaps are soft to the touch Self-Skinned Urethane. Armcaps are depth adjustable (slide forward and backward) to suit user preference.
- Vari-Width (**WA**) Width Adjustable Arm Extensions are standard, allowing the arms to move away from the seat by 2" on each side to allow space for broader hip widths. Five legged, injection molded, fiberglass reinforced, nylon base **B7B** is standard.
- **C1** dual wheel carpet casters are standard.


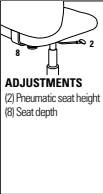



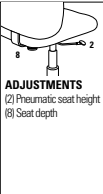



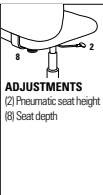



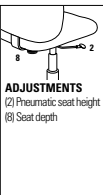
- Models upholstered in leather have a straight seam across the seat.
- Check textile availability prior to specifying upholstery material.

**OPTIONAL FEATURES**

- Please refer to the "Arm Selection" section of the price book for arm options.
- Please refer to "Cylinder Selection" section of the price book for additional cylinder options.
- For optional polished Aluminum base (**B7A**) Please specify **ALU** base. Add \$177.
- For hard surface flooring casters, specify **C9R**. Add \$78.
- Please refer to the "Casters Selection" section of the price book for caster options. Optional casters may be priced higher than the standard casters for your chair and the difference will be charged. Lower priced optional casters will not be credited.
- For fully assembled in box, specify **SU**. Add \$81.

DESCRIPTION	FEATURES	MODEL#	STANDARD TEXTILE GRADES												
			1	2	3	4	5	6	7	8	9	10	11	12	
 <p><b>HB Synchro - Tilter w/Back Angle Adjustment</b> COM Yardage: 1 Freight Class: 125 Product Weight (lbs.): 68 Cubic Feet Per Carton: 10.5</p> <p>Ergonomic Features: A, B, C, E, H, L, M, N, Q</p>	 <p><b>ADJUSTMENTS</b> (1) Tilt tension (2) Pneumatic seat height (8) Seat depth (9) Chair tilt lock (5C) Synchro-tilt action Anti-lock back</p>	<b>2220-0</b>	976	1017	1047	1090	1155	1174	1229	1332	1385	1480	1613	1773	
		<b>OVERALL DIMENSIONS</b>			<b>SEAT DIMENSIONS</b>			<b>BACK DIMENSIONS</b>							
		<b>W</b>	<b>D</b>	<b>H</b>	<b>W</b>	<b>D</b>	<b>H</b>	<b>W</b>	<b>H</b>						
		25	24	42	19	18-20.5	16-20	19	27						
															
 <p><b>HB Multi - Tilter</b> COM Yardage: 1 Freight Class: 125 Product Weight (lbs.): 70 Cubic Feet Per Carton: 10.5</p> <p>Ergonomic Features: A, B, C, E, F, G, H, M, N, Q, S</p>	 <p><b>ADJUSTMENTS</b> (1) Tilt tension (2) Pneumatic seat height (3) Back angle (4) Seat angle (6) Back/lumbar height (8) Sliding seat depth (9) Infinite position tilt lock Center tilt action</p>	<b>2220-3</b>	976	1017	1047	1090	1155	1174	1229	1332	1385	1480	1613	1773	
		<b>OVERALL DIMENSIONS</b>			<b>SEAT DIMENSIONS</b>			<b>BACK DIMENSIONS</b>							
		<b>W</b>	<b>D</b>	<b>H</b>	<b>W</b>	<b>D</b>	<b>H</b>	<b>W</b>	<b>H</b>						
		25	24	42	19	18-20.5	16-20	19	27						
															
 <p><b>HB Tilter</b> COM Yardage: 1 Freight Class: 150 Product Weight (lbs.): 59 Cubic Feet Per Carton: 10.5</p> <p>Ergonomic Features: A, B, C, E, H, M, N, Q, S</p>	 <p><b>ADJUSTMENTS</b> (1) Tilt tension (2) Pneumatic seat height (5A) Center-tilt action</p>	<b>2220-4</b>	837	878	908	954	1015	1035	1092	1195	1247	1343	1474	1635	
		<b>OVERALL DIMENSIONS</b>			<b>SEAT DIMENSIONS</b>			<b>BACK DIMENSIONS</b>							
		<b>W</b>	<b>D</b>	<b>H</b>	<b>W</b>	<b>D</b>	<b>H</b>	<b>W</b>	<b>H</b>						
		25	24	42.5	19	18-20.5	16-20	19	27						
															

DESCRIPTION	FEATURES	MODEL#	STANDARD TEXTILE GRADES																														
			1	2	3	4	5	6	7	8	9	10	11	12																			
 <p><b>HB Weight Sensing Synchro - Tilter</b> COM Yardage: 1 Freight Class: 125 Product Weight (lbs.): 70 Cubic Feet Per Carton: 10.5</p>	 <p><b>ADJUSTMENTS</b> Weight sensing auto tension adjustment (2) Pneumatic seat height (8) Sliding seat depth (9) Multi position tilt lock</p>	<p>Ergonomic Features: A, B, C, E, H, J, M, N, Q</p>	<table border="1"> <tr> <td><b>2220-8</b></td><td>976</td><td>1017</td><td>1047</td><td>1090</td><td>1155</td><td>1174</td><td>1229</td><td>1332</td><td>1385</td><td>1480</td><td>1613</td><td>1773</td> </tr> </table>												<b>2220-8</b>	976	1017	1047	1090	1155	1174	1229	1332	1385	1480	1613	1773						
			<b>2220-8</b>	976	1017	1047	1090	1155	1174	1229	1332	1385	1480	1613	1773																		
			<table border="1"> <thead> <tr> <th colspan="3">OVERALL DIMENSIONS</th> <th colspan="3">SEAT DIMENSIONS</th> <th colspan="3">BACK DIMENSIONS</th> </tr> <tr> <th>W</th><th>D</th><th>H</th> <th>W</th><th>D</th><th>H</th> <th>W</th><th>H</th> </tr> </thead> <tbody> <tr> <td>25</td><td>24</td><td>42</td> <td>19</td><td>18-20.5</td><td>16-20</td> <td>19</td><td>27</td> </tr> </tbody> </table>			OVERALL DIMENSIONS			SEAT DIMENSIONS			BACK DIMENSIONS			W	D	H	W	D	H	W	H	25	24	42	19	18-20.5	16-20	19	27	<p>RTA 2</p>  		
			OVERALL DIMENSIONS			SEAT DIMENSIONS			BACK DIMENSIONS																								
W	D	H	W	D	H	W	H																										
25	24	42	19	18-20.5	16-20	19	27																										
 <p><b>MB Synchro - Tilter w/Back Angle Adjustment</b> COM Yardage: 1 Freight Class: 125 Product Weight (lbs.): 66 Cubic Feet Per Carton: 10.5</p>	 <p><b>ADJUSTMENTS</b> (1) Tilt tension (2) Pneumatic seat height (8) Seat depth (9) Chair tilt lock (5C) Synchro-tilt action Anti-kick back</p>	<p>Ergonomic Features: A, B, C, E, H, L, M, N, Q</p>	<table border="1"> <tr> <td><b>2221-0</b></td><td>945</td><td>983</td><td>1014</td><td>1057</td><td>1120</td><td>1142</td><td>1197</td><td>1300</td><td>1352</td><td>1448</td><td>1578</td><td>1741</td> </tr> </table>												<b>2221-0</b>	945	983	1014	1057	1120	1142	1197	1300	1352	1448	1578	1741						
			<b>2221-0</b>	945	983	1014	1057	1120	1142	1197	1300	1352	1448	1578	1741																		
			<table border="1"> <thead> <tr> <th colspan="3">OVERALL DIMENSIONS</th> <th colspan="3">SEAT DIMENSIONS</th> <th colspan="3">BACK DIMENSIONS</th> </tr> <tr> <th>W</th><th>D</th><th>H</th> <th>W</th><th>D</th><th>H</th> <th>W</th><th>H</th> </tr> </thead> <tbody> <tr> <td>25</td><td>24</td><td>39</td> <td>19</td><td>18-20.5</td><td>16-20</td> <td>19</td><td>24</td> </tr> </tbody> </table>			OVERALL DIMENSIONS			SEAT DIMENSIONS			BACK DIMENSIONS			W	D	H	W	D	H	W	H	25	24	39	19	18-20.5	16-20	19	24	<p>RTA 2</p>  		
			OVERALL DIMENSIONS			SEAT DIMENSIONS			BACK DIMENSIONS																								
W	D	H	W	D	H	W	H																										
25	24	39	19	18-20.5	16-20	19	24																										
 <p><b>MB Multi - Tilter</b> COM Yardage: 1 Freight Class: 125 Product Weight (lbs.): 68 Cubic Feet Per Carton: 10.5</p>	 <p><b>ADJUSTMENTS</b> (1) Tilt tension (2) Pneumatic seat height (3) Back angle (4) Seat angle (8) Back/lumbar height (9) Sliding seat depth (9) Infinite position tilt lock Center tilt action</p>	<p>Ergonomic Features: A, B, C, E, F, G, H, M, N, Q, S</p>	<table border="1"> <tr> <td><b>2221-3</b></td><td>945</td><td>983</td><td>1014</td><td>1057</td><td>1120</td><td>1142</td><td>1197</td><td>1300</td><td>1352</td><td>1448</td><td>1578</td><td>1741</td> </tr> </table>												<b>2221-3</b>	945	983	1014	1057	1120	1142	1197	1300	1352	1448	1578	1741						
			<b>2221-3</b>	945	983	1014	1057	1120	1142	1197	1300	1352	1448	1578	1741																		
			<table border="1"> <thead> <tr> <th colspan="3">OVERALL DIMENSIONS</th> <th colspan="3">SEAT DIMENSIONS</th> <th colspan="3">BACK DIMENSIONS</th> </tr> <tr> <th>W</th><th>D</th><th>H</th> <th>W</th><th>D</th><th>H</th> <th>W</th><th>H</th> </tr> </thead> <tbody> <tr> <td>25</td><td>24</td><td>39</td> <td>19</td><td>18-20.5</td><td>16-20</td> <td>19</td><td>24</td> </tr> </tbody> </table>			OVERALL DIMENSIONS			SEAT DIMENSIONS			BACK DIMENSIONS			W	D	H	W	D	H	W	H	25	24	39	19	18-20.5	16-20	19	24	<p>RTA 2</p>  		
			OVERALL DIMENSIONS			SEAT DIMENSIONS			BACK DIMENSIONS																								
W	D	H	W	D	H	W	H																										
25	24	39	19	18-20.5	16-20	19	24																										
 <p><b>MB Tilter</b> COM Yardage: 1 Freight Class: 150 Product Weight (lbs.): 57 Cubic Feet Per Carton: 10.5</p>	 <p><b>ADJUSTMENTS</b> (1) Tilt tension (2) Pneumatic seat height (5A) Center-tilt action</p>	<p>Ergonomic Features: A, B, C, E, H, M, N, Q, S</p>	<table border="1"> <tr> <td><b>2221-4</b></td><td>808</td><td>849</td><td>877</td><td>921</td><td>983</td><td>1005</td><td>1060</td><td>1163</td><td>1216</td><td>1310</td><td>1441</td><td>1604</td> </tr> </table>												<b>2221-4</b>	808	849	877	921	983	1005	1060	1163	1216	1310	1441	1604						
			<b>2221-4</b>	808	849	877	921	983	1005	1060	1163	1216	1310	1441	1604																		
			<table border="1"> <thead> <tr> <th colspan="3">OVERALL DIMENSIONS</th> <th colspan="3">SEAT DIMENSIONS</th> <th colspan="3">BACK DIMENSIONS</th> </tr> <tr> <th>W</th><th>D</th><th>H</th> <th>W</th><th>D</th><th>H</th> <th>W</th><th>H</th> </tr> </thead> <tbody> <tr> <td>25</td><td>24</td><td>39.5</td> <td>19</td><td>18-20.5</td><td>16-20</td> <td>19</td><td>24</td> </tr> </tbody> </table>			OVERALL DIMENSIONS			SEAT DIMENSIONS			BACK DIMENSIONS			W	D	H	W	D	H	W	H	25	24	39.5	19	18-20.5	16-20	19	24	<p>RTA 2</p>  		
			OVERALL DIMENSIONS			SEAT DIMENSIONS			BACK DIMENSIONS																								
W	D	H	W	D	H	W	H																										
25	24	39.5	19	18-20.5	16-20	19	24																										
 <p><b>MB Weight Sensing Synchro - Tilter</b> COM Yardage: 1 Freight Class: 125 Product Weight (lbs.): 68 Cubic Feet Per Carton: 10.5</p>	 <p><b>ADJUSTMENTS</b> Weight sensing auto tension adjustment (2) Pneumatic seat height (8) Sliding seat depth (9) Multi position tilt lock</p>	<p>Ergonomic Features: A, B, C, E, H, J, M, N, Q</p>	<table border="1"> <tr> <td><b>2221-8</b></td><td>945</td><td>983</td><td>1014</td><td>1057</td><td>1120</td><td>1142</td><td>1197</td><td>1300</td><td>1352</td><td>1448</td><td>1578</td><td>1741</td> </tr> </table>												<b>2221-8</b>	945	983	1014	1057	1120	1142	1197	1300	1352	1448	1578	1741						
			<b>2221-8</b>	945	983	1014	1057	1120	1142	1197	1300	1352	1448	1578	1741																		
			<table border="1"> <thead> <tr> <th colspan="3">OVERALL DIMENSIONS</th> <th colspan="3">SEAT DIMENSIONS</th> <th colspan="3">BACK DIMENSIONS</th> </tr> <tr> <th>W</th><th>D</th><th>H</th> <th>W</th><th>D</th><th>H</th> <th>W</th><th>H</th> </tr> </thead> <tbody> <tr> <td>25</td><td>24</td><td>39</td> <td>19</td><td>18-20.5</td><td>16-20</td> <td>19</td><td>24</td> </tr> </tbody> </table>			OVERALL DIMENSIONS			SEAT DIMENSIONS			BACK DIMENSIONS			W	D	H	W	D	H	W	H	25	24	39	19	18-20.5	16-20	19	24	<p>RTA 2</p>		
			OVERALL DIMENSIONS			SEAT DIMENSIONS			BACK DIMENSIONS																								
W	D	H	W	D	H	W	H																										
25	24	39	19	18-20.5	16-20	19	24																										

DESCRIPTION	FEATURES	MODEL#	STANDARD TEXTILE GRADES																																																
			1	2	3	4	5	6	7	8	9	10	11	12																																					
 <p><b>MB Task</b> COM Yardage: 1 Freight Class: 150 Product Weight (lbs.): 48 Cubic Feet Per Carton: 10.5</p>	 <p><b>ADJUSTMENTS</b> (2) Pneumatic seat height (8) Seat depth</p>	<p>Ergonomic Features: C, E, H, M, N, Q</p>	<table border="1"> <thead> <tr> <th colspan="12">STANDARD TEXTILE GRADES</th> </tr> <tr> <th>1</th><th>2</th><th>3</th><th>4</th><th>5</th><th>6</th><th>7</th><th>8</th><th>9</th><th>10</th><th>11</th><th>12</th> </tr> </thead> <tbody> <tr> <td>2221-6</td><td>808</td><td>849</td><td>877</td><td>921</td><td>983</td><td>1005</td><td>1060</td><td>1163</td><td>1216</td><td>1310</td><td>1441</td><td>1604</td> </tr> </tbody> </table>												STANDARD TEXTILE GRADES												1	2	3	4	5	6	7	8	9	10	11	12	2221-6	808	849	877	921	983	1005	1060	1163	1216	1310	1441	1604
			STANDARD TEXTILE GRADES																																																
			1	2	3	4	5	6	7	8	9	10	11	12																																					
			2221-6	808	849	877	921	983	1005	1060	1163	1216	1310	1441	1604																																				
<table border="1"> <thead> <tr> <th colspan="3">OVERALL DIMENSIONS</th> <th colspan="3">SEAT DIMENSIONS</th> <th colspan="2">BACK DIMENSIONS</th> </tr> <tr> <th>W</th><th>D</th><th>H</th> <th>W</th><th>D</th><th>H</th> <th>W</th><th>H</th> </tr> </thead> <tbody> <tr> <td>25</td><td>24</td><td>41</td> <td>19</td><td>17.5-18.5</td><td>16.5-20.5</td> <td>19</td><td>24</td> </tr> </tbody> </table>			OVERALL DIMENSIONS			SEAT DIMENSIONS			BACK DIMENSIONS		W	D	H	W	D	H	W	H	25	24	41	19	17.5-18.5	16.5-20.5	19	24																									
OVERALL DIMENSIONS			SEAT DIMENSIONS			BACK DIMENSIONS																																													
W	D	H	W	D	H	W	H																																												
25	24	41	19	17.5-18.5	16.5-20.5	19	24																																												
<p>RTA 2  </p>																																																			
 <p><b>MB Task Armless</b> COM Yardage: 1 Freight Class: 150 Product Weight (lbs.): 42 Cubic Feet Per Carton: 10.5</p>	 <p><b>ADJUSTMENTS</b> (2) Pneumatic seat height (8) Seat depth</p>	<p>Ergonomic Features: C, E, M, N</p>	<table border="1"> <thead> <tr> <th colspan="12">STANDARD TEXTILE GRADES</th> </tr> <tr> <th>1</th><th>2</th><th>3</th><th>4</th><th>5</th><th>6</th><th>7</th><th>8</th><th>9</th><th>10</th><th>11</th><th>12</th> </tr> </thead> <tbody> <tr> <td>2222-6</td><td>676</td><td>719</td><td>749</td><td>790</td><td>855</td><td>874</td><td>931</td><td>1034</td><td>1085</td><td>1180</td><td>1312</td><td>1474</td> </tr> </tbody> </table>												STANDARD TEXTILE GRADES												1	2	3	4	5	6	7	8	9	10	11	12	2222-6	676	719	749	790	855	874	931	1034	1085	1180	1312	1474
			STANDARD TEXTILE GRADES																																																
			1	2	3	4	5	6	7	8	9	10	11	12																																					
			2222-6	676	719	749	790	855	874	931	1034	1085	1180	1312	1474																																				
<table border="1"> <thead> <tr> <th colspan="3">OVERALL DIMENSIONS</th> <th colspan="3">SEAT DIMENSIONS</th> <th colspan="2">BACK DIMENSIONS</th> </tr> <tr> <th>W</th><th>D</th><th>H</th> <th>W</th><th>D</th><th>H</th> <th>W</th><th>H</th> </tr> </thead> <tbody> <tr> <td>25</td><td>24</td><td>41</td> <td>19</td><td>17.5-18.5</td><td>16.5-20.5</td> <td>19</td><td>24</td> </tr> </tbody> </table>			OVERALL DIMENSIONS			SEAT DIMENSIONS			BACK DIMENSIONS		W	D	H	W	D	H	W	H	25	24	41	19	17.5-18.5	16.5-20.5	19	24																									
OVERALL DIMENSIONS			SEAT DIMENSIONS			BACK DIMENSIONS																																													
W	D	H	W	D	H	W	H																																												
25	24	41	19	17.5-18.5	16.5-20.5	19	24																																												
<p>RTA 2  </p>																																																			
 <p><b>MB Height Adjustable Stool Task</b> COM Yardage: 1 Freight Class: 150 Product Weight (lbs.): 51 Cubic Feet Per Carton: 10.5</p>	 <p><b>ADJUSTMENTS</b> (2) Pneumatic seat height (8) Seat depth</p>	<p>Ergonomic Features: C, E, H, M, N, Q</p>	<table border="1"> <thead> <tr> <th colspan="12">STANDARD TEXTILE GRADES</th> </tr> <tr> <th>1</th><th>2</th><th>3</th><th>4</th><th>5</th><th>6</th><th>7</th><th>8</th><th>9</th><th>10</th><th>11</th><th>12</th> </tr> </thead> <tbody> <tr> <td>2223-6</td><td>1259</td><td>1299</td><td>1328</td><td>1371</td><td>1436</td><td>1455</td><td>1511</td><td>1614</td><td>1666</td><td>1762</td><td>1892</td><td>2055</td> </tr> </tbody> </table>												STANDARD TEXTILE GRADES												1	2	3	4	5	6	7	8	9	10	11	12	2223-6	1259	1299	1328	1371	1436	1455	1511	1614	1666	1762	1892	2055
			STANDARD TEXTILE GRADES																																																
			1	2	3	4	5	6	7	8	9	10	11	12																																					
			2223-6	1259	1299	1328	1371	1436	1455	1511	1614	1666	1762	1892	2055																																				
<table border="1"> <thead> <tr> <th colspan="3">OVERALL DIMENSIONS</th> <th colspan="3">SEAT DIMENSIONS</th> <th colspan="2">BACK DIMENSIONS</th> </tr> <tr> <th>W</th><th>D</th><th>H</th> <th>W</th><th>D</th><th>H</th> <th>W</th><th>H</th> </tr> </thead> <tbody> <tr> <td>20.5</td><td>24.5</td><td>48</td> <td>19</td><td>17.5-18.5</td><td>24-34</td> <td>19</td><td>24</td> </tr> </tbody> </table>			OVERALL DIMENSIONS			SEAT DIMENSIONS			BACK DIMENSIONS		W	D	H	W	D	H	W	H	20.5	24.5	48	19	17.5-18.5	24-34	19	24																									
OVERALL DIMENSIONS			SEAT DIMENSIONS			BACK DIMENSIONS																																													
W	D	H	W	D	H	W	H																																												
20.5	24.5	48	19	17.5-18.5	24-34	19	24																																												
<p>RTA 2  </p>																																																			
 <p><b>MB Height Adjustable Stool Task Armless</b> COM Yardage: 1 Freight Class: 150 Product Weight (lbs.): 45 Cubic Feet Per Carton: 10.5</p>	 <p><b>ADJUSTMENTS</b> (2) Pneumatic seat height (8) Seat depth</p>	<p>Ergonomic Features: C, E, M, N</p>	<table border="1"> <thead> <tr> <th colspan="12">STANDARD TEXTILE GRADES</th> </tr> <tr> <th>1</th><th>2</th><th>3</th><th>4</th><th>5</th><th>6</th><th>7</th><th>8</th><th>9</th><th>10</th><th>11</th><th>12</th> </tr> </thead> <tbody> <tr> <td>2224-6</td><td>1123</td><td>1164</td><td>1194</td><td>1237</td><td>1301</td><td>1321</td><td>1376</td><td>1479</td><td>1531</td><td>1627</td><td>1760</td><td>1920</td> </tr> </tbody> </table>												STANDARD TEXTILE GRADES												1	2	3	4	5	6	7	8	9	10	11	12	2224-6	1123	1164	1194	1237	1301	1321	1376	1479	1531	1627	1760	1920
			STANDARD TEXTILE GRADES																																																
			1	2	3	4	5	6	7	8	9	10	11	12																																					
			2224-6	1123	1164	1194	1237	1301	1321	1376	1479	1531	1627	1760	1920																																				
<table border="1"> <thead> <tr> <th colspan="3">OVERALL DIMENSIONS</th> <th colspan="3">SEAT DIMENSIONS</th> <th colspan="2">BACK DIMENSIONS</th> </tr> <tr> <th>W</th><th>D</th><th>H</th> <th>W</th><th>D</th><th>H</th> <th>W</th><th>H</th> </tr> </thead> <tbody> <tr> <td>19</td><td>24</td><td>50.5</td> <td>19</td><td>17.5-18.5</td><td>24-34</td> <td>19</td><td>24</td> </tr> </tbody> </table>			OVERALL DIMENSIONS			SEAT DIMENSIONS			BACK DIMENSIONS		W	D	H	W	D	H	W	H	19	24	50.5	19	17.5-18.5	24-34	19	24																									
OVERALL DIMENSIONS			SEAT DIMENSIONS			BACK DIMENSIONS																																													
W	D	H	W	D	H	W	H																																												
19	24	50.5	19	17.5-18.5	24-34	19	24																																												
<p>RTA 2</p>																																																			

# multi-purpose

Bakhita .....	134	Islands .....	176	Sas .....	202
Beach .....	137	Layne .....	177	Sidero .....	204
Beam Seating .....	138	Lite .....	179	Sonic .....	208
Caprice .....	148	Marche .....	184	Spritz .....	220
Chap .....	150	Mayne .....	186	Spyker .....	223
Comet .....	152	Moda Four-Legged .....	187	Stream .....	224
Diplomat .....	155	Moda Stacking .....	188	Twilight .....	233
Duet .....	156	Popcorn .....	190	Vion guest .....	236
Erin .....	169	Rebound .....	195	Willow .....	241
File Buddy .....	173	Roma Nester .....	200	Zoma .....	255

**BAKHITA**



model 6750



model 6753






model 6754



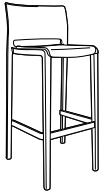
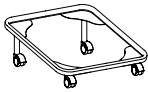



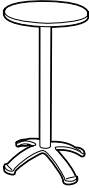

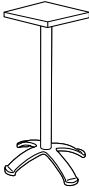
model 6785

**STANDARD FEATURES**

- A comfortable, high-quality, lightweight, stacking chair that is incredibly strong and durable.
- Bakhita is an all polymer chair intended for use indoors or outdoors. Products must be stored inside during extreme and inclement weather. See Global's Outdoor Furniture warranty for additional information.
- Weather resistant, UV and stain resistant, with a modern design.
- Standard height models (6750, 6751) are suitable for use in MRI rooms.
- Chairs are simultaneously molded with two different materials. Inside is a structural fiberglass frame for strength. Outside is a durable polypropylene light fast compound.
- Armchairs and Armless Chairs are finished with a smooth surface. Bar Stools and Counter Stools are finished with a slightly textured surface.
- Upholstered seats will only fit on a frame made for this purpose, it is not possible to add an upholstered seat onto an existing all plastic chair in the field.
- Upholstered seats are fixed and non-removable.
- Chair legs are equipped with translucent non-marking glides as standard. Suitable for outdoor environments, carpet and hard surface flooring.
- Check textile availability prior to specifying upholstery material.
- All Bakhita products (except upholstered models) are only available through Global's InStock program. Contact CustomerCare for lead times and quotation for quantities beyond InStock inventory.
- For outdoor use Global recommends marine grade vinyls or Sunbrella fabrics with UV resistance.
- Chairs are available in 3 plastic colors: Alloy (**ALY**), Char (**CHA**), and Milk (**MLK**).
- Tables are available in standard or bar height and are suitable for outdoor use.
- Tables are available with a Silver base and Milk (**MLK**) top only.
- Table tops are constructed from technopolymer compounds with high structural, heat and abrasion resistance. Tops are UV, shock and stain resistant.
- Bakhita achieves its strength and durability using glass filled polymer. Evidence of this material may be visible on the surface and is often more evident in darker colors.

DESCRIPTION	FEATURES	MODEL#	STANDARD TEXTILE GRADES													
			1	2	3	4	5	6	7	8	9	10	11	12		
 <p><b>Armchair Poly Seat &amp; Back</b> COM Yardage: N/A Freight Class: 150 Product Weight (lbs.): 14.25 Cubic Feet Per Carton: 3.38(4 per carton)</p>	<p>Stacks 8 high on floor. Stacks 10 high on dolly.</p>	6750	311													
			OVERALL DIMENSIONS			SEAT DIMENSIONS			BACK DIMENSIONS							
			W	D	H	W	D	H	W	H						
			22.5	21	31.5	16	16	17.25	17	14.5						
			RTA 00			FedEx			ups			4 per carton (pricing and specifications are for one chair)				
 <p><b>Armless Chair Poly Seat &amp; Back</b> COM Yardage: N/A Freight Class: 150 Product Weight (lbs.): 13 Cubic Feet Per Carton: 2.88(4 per carton)</p>	<p>Stacks 8 high on floor. Stacks 12 high on dolly</p>	6751	276													
			OVERALL DIMENSIONS			SEAT DIMENSIONS			BACK DIMENSIONS							
			W	D	H	W	D	H	W	H						
			18	21	31.5	16	16	17.25	17	14.5						
			RTA 00			FedEx			ups			4 per carton (pricing and specifications are for one chair)				
 <p><b>Armchair Uph Seat &amp; Poly Back</b> COM Yardage: 0.75 Freight Class: 250 Product Weight (lbs.): 16 Cubic Feet Per Carton: 4.5 (3 per carton)</p>	<p>Stacks 8 high on floor. Stacks 10 high on dolly</p>	6752	559	587	607	637	679	697	737	797	846	896	1006	1119		
			OVERALL DIMENSIONS			SEAT DIMENSIONS			BACK DIMENSIONS							
			W	D	H	W	D	H	W	H						
			22.5	21	31.5	16	16	18	17	14.5						
			RTA 00			FedEx			ups			3 per carton (pricing and specifications are for one chair)				

DESCRIPTION	FEATURES	MODEL#	STANDARD TEXTILE GRADES													
			1	2	3	4	5	6	7	8	9	10	11	12		
 <p><b>Armless Chair Uph Seat &amp; Poly Back</b>                      COM Yardage: 0.75                      Freight Class: 250                      Product Weight (lbs.): 14.67                      Cubic Feet Per Carton: 3.83(3 per carton)</p>	Stacks 8 high on floor. Stacks 12 high on dolly	6753	\$511	\$539	\$559	\$589	\$631	\$649	\$689	\$749	\$798	\$848	\$958	\$1071		
			<b>OVERALL DIMENSIONS</b> W D H			<b>SEAT DIMENSIONS</b> W D H			<b>BACK DIMENSIONS</b> W H							
			18	21	31.5	16	16	18	17	14.5						
			RTA 00			FedEx			ups			3 per carton (pricing and specifications are for one chair)				
 <p><b>Armless Bar Stool Poly Seat &amp; Back</b>                      COM Yardage: 0.75                      Freight Class: 250                      Product Weight (lbs.): 14.67                      Cubic Feet Per Carton: 3.19 (4 per carton)</p>	Stacks 4 high on floor.	6754	1	2	3	4	5	6	7	8	9	10	11	12		
			<b>OVERALL DIMENSIONS</b> W D H			<b>SEAT DIMENSIONS</b> W D H			<b>BACK DIMENSIONS</b> W H							
			19.25	18.75	40.5	14	15	30	17	10.5						
			RTA 00			FedEx			ups			4 per carton (pricing and specifications are for one chair)				
 <p><b>Armless Bar Stool Uph Seat &amp; Poly Back</b>                      COM Yardage: 0.75                      Freight Class: 250                      Product Weight (lbs.): 14.67                      Cubic Feet Per Carton: 4.25 (3 per carton)</p>	Stacks 4 high on floor.	6755	1	2	3	4	5	6	7	8	9	10	11	12		
			<b>OVERALL DIMENSIONS</b> W D H			<b>SEAT DIMENSIONS</b> W D H			<b>BACK DIMENSIONS</b> W H							
			19	18	40	14	15	30.75	17	10.5						
			RTA 00			FedEx			ups			3 per carton (pricing and specifications are for one chair)				
 <p><b>Chair Dolly</b>                      COM Yardage: N/A                      Freight Class: 250                      Product Weight (lbs.): 11                      Cubic Feet Per Carton: 2.9</p>		6783	1	2	3	4	5	6	7	8	9	10	11	12		
			<b>OVERALL DIMENSIONS</b> W D H			<b>SEAT DIMENSIONS</b> W D H			<b>BACK DIMENSIONS</b> W H							
			19.75	23.25	9.75	-	-	-	-	-						
			RTA 00			FedEx			ups			1 per carton				

DESCRIPTION	FEATURES	MODEL#	STANDARD TEXTILE GRADES													
			1	2	3	4	5	6	7	8	9	10	11	12		
 <p><b>Round Table - Café Height</b>                      COM Yardage: N/A                      Freight Class: 100                      Product Weight (lbs.): 40                      Cubic Feet Per Carton: 4.49 (3 cartons per one model)</p>		6780	600													
			<b>OVERALL DIMENSIONS</b>			<b>SEAT DIMENSIONS</b>			<b>BACK DIMENSIONS</b>							
			<b>W</b>	<b>D</b>	<b>H</b>	<b>W</b>	<b>D</b>	<b>H</b>	<b>W</b>	<b>H</b>						
			28.5	28.5	29.5	-	-	-	-	-						
			<b>RTA 8</b>			3 cartons										
 <p><b>Round Table - Bar Height</b>                      COM Yardage: N/A                      Freight Class: 100                      Product Weight (lbs.): 41                      Cubic Feet Per Carton: 4.49 (3 cartons per one model)</p>		6781	613													
			<b>OVERALL DIMENSIONS</b>			<b>SEAT DIMENSIONS</b>			<b>BACK DIMENSIONS</b>							
			<b>W</b>	<b>D</b>	<b>H</b>	<b>W</b>	<b>D</b>	<b>H</b>	<b>W</b>	<b>H</b>						
			28.5	28.5	40	-	-	-	-	-						
			<b>RTA 8</b>			3 cartons										
 <p><b>Square Table - Café Height</b>                      COM Yardage: N/A                      Freight Class: 100                      Product Weight (lbs.): 42.5                      Cubic Feet Per Carton: 4.49 (3 cartons per one model)</p>		6785	656													
			<b>OVERALL DIMENSIONS</b>			<b>SEAT DIMENSIONS</b>			<b>BACK DIMENSIONS</b>							
			<b>W</b>	<b>D</b>	<b>H</b>	<b>W</b>	<b>D</b>	<b>H</b>	<b>W</b>	<b>H</b>						
			28.5	28.5	29.5	-	-	-	-	-						
			<b>RTA 8</b>			3 cartons										
 <p><b>Square Table - Bar Height</b>                      COM Yardage: N/A                      Freight Class: 100                      Product Weight (lbs.): 43.5                      Cubic Feet Per Carton: 4.49 (3 cartons per one model)</p>		6786	669													
			<b>OVERALL DIMENSIONS</b>			<b>SEAT DIMENSIONS</b>			<b>BACK DIMENSIONS</b>							
			<b>W</b>	<b>D</b>	<b>H</b>	<b>W</b>	<b>D</b>	<b>H</b>	<b>W</b>	<b>H</b>						
			28.5	28.5	40	-	-	-	-	-						
			<b>RTA 8</b>			3 cartons										

BEACH™



model 4077









model 4078

STANDARD FEATURES

- Elegant wood seating with a choice of an upholstered or vertical wood slat back.
- Frame construction is beech hardwood.
- Furniture legs are equipped with white non marking polypropylene glides as standard. Suitable for both carpet and hard surface flooring.
- All cushions are fixed and non-removable.
- Cushions are highly resilient foam and seats are equipped with a synthetic rubberized webbing suspension system for extra comfort.

OPTIONAL FEATURES

- Frame available in Absolute (AAM), Black (BKM), Cherry (ACM), Espresso Cafe (ECM), English Oak (EOM), Fruitwood (TFM), Gray (HGM), Honey (AHM), Mahogany (TMM), Maple (AVM), Medium Walnut (MWM), Natural Walnut (NLW), Night (ASM), NoceBiondo (NBM), Noce Grigio (NGM), Noce Leggero (NEM), Noce Medio (NMM), Shaker Cherry (SKM), Walnut (TWM), WC Cream (WTM), White (WHM) and Winter Cherry (WCM). Please Specify.
- Check textile availability prior to specifying upholstery material.

DESCRIPTION	FEATURES	MODEL#	STANDARD TEXTILE GRADES											
			1	2	3	4	5	6	7	8	9	10	11	12
 <p><b>Armchair w/Upholstered back.</b> COM Yardage: 1.50 Freight Class: 300 Product Weight (lbs.): 20 Cubic Feet Per Carton: 11.75</p>	Does not stack.	4077	\$944	\$985	\$1015	\$1057	\$1121	\$1151	\$1206	\$1297	\$1363	\$1441	\$1599	\$1766
		<b>OVERALL DIMENSIONS</b> W D H			<b>SEAT DIMENSIONS</b> W D H			<b>BACK DIMENSIONS</b> W H						
		22	23	33.5	19.5	18.5	18.75	19.5	15.5					
		  												
 <p><b>Armchair w/Vertical Wood Slat back.</b> COM Yardage: 1.00 Freight Class: 300 Product Weight (lbs.): 20 Cubic Feet Per Carton: 11.75</p>	Does not stack.	4078	\$991	\$1032	\$1064	\$1111	\$1175	\$1207	\$1265	\$1358	\$1429	\$1512	\$1674	\$1851
		<b>OVERALL DIMENSIONS</b> W D H			<b>SEAT DIMENSIONS</b> W D H			<b>BACK DIMENSIONS</b> W H						
		22	23	33.5	19.5	18.5	18.75	19.5	15.5					
														

**BEAM SEATING**



\*see sample layout SON507 for models included above.

**STANDARD FEATURES**

- The universal beam units and tables listed are shown here, along with beam seating upper components from several seating lines.
- Beams are standard in Black. The “T” shaped legs are available in Chrome only with Black anti scuff tips and trim.
- Corner beam creates 90° turn in beam seating. Only table units can be attached.
- Beams and legs are shipped fully assembled.
- Upper seating units include mounting brackets and all necessary hardware for attachment to beam.
- Upper seating units and/or tables can be placed in any order along the beam.
- Power monument has two AC outlets, dual 2.1 amp USB ports.
- **Specifications and pricing are for 1 chair.**

**OPTIONAL FEATURES**

- Check textile availability prior to specifying upholstery material.
- Optional universal aluminum arm with soft pad available for mounting on beam in multiple positions, model 6500A8. \$170 list.
- Sonic seating units are available in mesh back, Black only.
- Vion seating units available in 10 mesh colors: Black (MS69), Stone (MS71), Blue (MS72), Rope (MS73), Natural (MS74), Aqua (MS75), Black Cherry (MS76), Dust (MS77), Ivory (MS78) and Paprika (MS79). Please specify. No upcharge.

**OPTIONAL FEATURES** (continued)

- Vion is available with a Black (BLK) Back Frame as standard or an optional Fog (FOG) Back Frame, please add \$81.
- Duet, Popcorn and Sonic seating units are available in 14 designer colors. Choose from Buzz Blue (BZB), Cactus (CCT), Carrot (CRO), Cloud (IVC), Dijon (DJN), Eggplant (EGP), Fog (FOG), Frost (FRO), Ink (INK), Latte (LAB), Night (BLK), Sand (SND), Scarlet (SAR), and Shadow (SHW).
- Duet arms will match the specified polypropylene color.
- Sidero, Sonic and Vion arm models are standard in Black only.
- Sonic is available in the following frame finishes: Chrome (CHM), Black (TBL), Buzz Blue (TBZ), Cactus (TCC), Carrot (TCR), Dijon (TDJ), Designer White (TDW), Eggplant (TEG), Fog (TFO), Frost (TFR), Ink (TIN), Cloud (TIV), Kalua (TKA), Latte (TLA), Mocha (TMO), Nevada (TNE), Toast (TOA), Shadow (TSH), Sand (TSN), Scarlet (TSR) and Tungsten (TTU). Please specify
- Duet and Popcorn are standard in a Chrome (CH) frame finish. Sidero and Vion are standard in Black (BK) frame finish.
- Beam seating laminate table tops are available in Absolute Acajou (ACJ), Asian Night (ASN), Avant Cherry (AWC), Avant Honey (AWH), Blizzard (BZD), Brushed Cobalt (BRC), Clear Maple (CMB), Custom Grey (CGY), Dark Espresso (DES), Designer White (DWT), Fashionista (FAS), First Class (FCL), Noce Biondo (NBL), Noce Grigio (NGL), Noce Leggero (NEL), Noce Medio (NML), Sheer Beauty (SBY), Stone Dust (SDT), Walnut Heights (WHE), Winter Cherry (WCR), White Chocolate (WHC). Please specify. No upcharge.

**SAMPLE LAYOUTS**

**VON501 - Shown**



Approximate dimensions: 74”W x 24”D

Kit Layout	Description	Total (Grd. 1)
<b>VON501</b>	<b>Vion armless seat units with Beam components:</b> 6340 (3 seats), 6500S3 (1 beam)	<b>\$3,569</b>
DUT501	Duet armless seat units with Beam components: 6691 (3 seats), 6500S3 (1 beam)	\$1,901
POP501	Popcorn armless seat units with Beam components: 6717 (3 seats), 6500S3 (1 beam)	\$2,033
SID501	Sidero armless seat units with Beam components: 6931 (3 seats), 6500S3 (1 beam)	\$3,026
SON501	Sonic armless seat units with Beam components: 6501 (3 seats), 6500S3 (1 beam)	\$2,309

\*See next pages for individual model description, dimensions and starting list price.

**SON502 - Shown**



Approximate dimensions: 100”W x 24”D

Kit Layout	Description	Total (Grd. 1)
<b>SON502</b>	<b>Sonic arm seat units with Beam components:</b> 6506 (4 seats), 6500S4 (1 beam)	<b>\$3,928</b>
DUT502	Duet arm seat units with Beam components: 6690 (4 seats), 6500S4 (1 beam)	\$3,064
POP502	Popcorn armless seat units with Universal arms and Beam components: 6717 (4 seats), 6500S4 (1 beam), and 6500A8 (5 arms)	\$3,618
SID502	Sidero arm seat units with Beam components: 6930 (4 seats), 6500S4 (1 beam)	\$4,352
VON502	Vion arm seat units with Beam components: 6342 (4 seats), 6500S4 (1 beam)	\$4,552

\*See next pages for individual model description, dimensions and starting list price.

**SAMPLE LAYOUTS**

**DUT503 - Shown**



Approximate dimensions: 100"W x 24"D

Kit Layout	Description	Total (Grd. 1)
<b>DUT503</b>	<b>Duet armless seat units with Beam components:</b> 6691 (3 seats), 6500S4 (1 beam), 6507 (1 table)	<b>\$ 2,620</b>
POP503	Popcorn armless seat units with Beam components: 6717 (3 seats), 6500S4 (1 beam), 6507 (1 table)	\$2,752
SID503	Sidero armless seat units with Beam components: 6931 (3 seats), 6500S4 (1 beam), 6507 (1 table)	\$3,745
SON503	Sonic armless seat units with Beam components: 6501 (3 seats), 6500S4 (1 beam), 6507 (1 table)	\$3,028
VON503	Vion armless seat units with Beam components: 6340 (3 seats), 6500S4 (1 beam), 6507 (1 table)	\$4,4288

\*See next pages for individual model description, dimensions and starting list price.

**POP504 - Shown**



Approximate dimensions: 122"W x 24"D

Kit Layout	Description	Total (Grd. 1)
<b>POP504</b>	<b>Popcorn seat units with Universal arms and Beam components:</b> 6717 (4 seats), 6500A8 (6 arms), 6500S3 (1 beam), 6500A2 (1 beam), 6507 (1 table), 6591B (1 Module)	<b>\$5,023</b>
DUT504	Duet arm seat units with Beam components: 6690 (4 seats), 6500S3 (1 beam), 6500A2 (1 beam), 6507 (1 table), 6591B (1 Module)	\$4,299
SID504	Sidero arm seat units with Beam components: 6930 (4 seats), 6500S3 (1 beam), 6500A2 (1 beam), 6507 (1 table), 6591B (1 Module)	\$5,587
SON504	Sonic arm seat units with Beam components: 6504 (4 seats), 6500S3 (1 beam), 6500A2 (1 beam), 6507 (1 table), 6591B (1 Module)	\$4,699
VON504	Vion arm seat units with Beam components: 6342 (4 seats), 6500S3 (1 beam), 6500A2 (1 beam), 6507 (1 table), 6591B (1 Module)	\$5,787

\*See next pages for individual model description, dimensions and starting list price.

**SID505 - Shown**



Approximate dimensions: 147"W x 24"D

Kit Layout	Description	Total (Grd. 1)
<b>SID505</b>	<b>Sidero armless seat units with Beam components:</b> 6931 (4 seats), 6500S3 (1 beam), 6500A3 (1 beam), 6507 (2 table)	<b>\$5,200</b>
DUT505	Duet armless seat units with Beam components: 6691 (4 seats), 6500S3 (1 beam), 6500A3 (1 beam), 6507 (2 table)	\$3,700
POP505	Popcorn armless seat units with Beam components: 6717 (4 seats), 6500S3 (1 beam), 6500A3 (1 beam), 6507 (2 table)	\$3,876
SON505	Sonic armless seat units with Beam components: 6501 (4 seats), 6500S3 (1 beam), 6500A3 (1 beam), 6507 (2 table)	\$4,244
VON505	Vion armless seat units with Beam components 6340 (4 seats), 6500S3 (1 beam), 6500A3 (1 beam), 6507 (2 table)	\$5,924

\*See next pages for individual model description, dimensions and starting list price.

**VON506 - Shown**



Approximate dimensions: 103"W x 103"D

Kit Layout	Description	Total (Grd. 1)
<b>VON506</b>	<b>Vion arm seat units with Beam components:</b> 6342 (6 seats), 6500S3 (2 beams), 6507-T2 (1 table), 6500A9 (1 Connector)	<b>\$7,539</b>
DUT504	Duet arm seat units with Beam components: 6690 (6 seats), 6500S3 (2 beams), 6507-T2 (1 table), 6500A9 (1 Connector)	\$5,307
POP505	Popcorn armless seat units with Universal arms and Beam components: 6717 (6 seats), 6500A8 (8 arms), 6500S3 (2 beams), 6507-T2 (1 table), 6500A9 (1 Connector)	\$6,223
SID504	Sidero arm seat units with Beam components: 6930 (6 seats), 6500S3 (2 beams), 6507-T2 (1 table), 6500A9 (1 Connector)	\$7,239
SON504	Sonic arm seat units with Beam components: 6504 (6 seats), 6500S3 (2 beams), 6507-T2 (1 table), 6500A9 (1 Connector)	\$5907

\*See next pages for individual model description, dimensions and starting list price.

**SAMPLE LAYOUTS**

**SON507 - Shown**



Approximate dimensions: 103"W x 103"D

Kit Layout	Description	Total (Grd. 1)
<b>SON507</b>	<b>Sonic arm seat units with Beam components:</b> 6506 (6 seats), 6500S3 (2 beams), 6507-T2 (1 table), 6500A9 (1 connector)	<b>\$6,603</b>
DUT507	Duet arm seat units with Beam components: 6690 (6 seats), 6500S3 (2 beams), 6507-T2 (1 table), 6500A9 (1 connector)	\$5,307
POP507	Popcorn armless seat units with Universal arms and Beam components: 6717 (6 seats), 6500S3 (2 beams), 6507-T2 (1 table), 6500A9 (1 connector) and 6500A8 (8 arms)	\$6,223
SID507	Sidero arm seat units with Beam components: 6930 (6 seats), 6500S3 (2 beams), 6507-T2 (1 table), 6500A9 (1 connector)	\$7,239
VON507	Vion arm seat units with Beam components: 6342 (6 seats), 6500S3 (2 beams), 6507-T2 (1 table), 6500A9 (1 connector)	\$7,539

\*See next pages for individual model description, dimensions and starting list price.

**DUT508 - Shown**

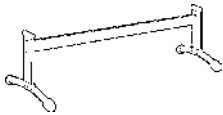


Approximate dimensions: 131"W x 78"D

Kit Layout	Description	Total (Grd. 1)
<b>DUT508</b>	<b>Duet armless seat units with Beam components:</b> 6691 (7 seats), 6500S3 (1 Beam), 6500S2 (2 Beams), 6507-T2 (2 Tables), 6500A9 (2 Connector), 6591B (2 Modules)	<b>\$7,669</b>
POP508	Popcorn armless seat units with Beam components: 6717 (7 seats), 6500S3 (1 Beam), 6500S2 (2 Beams), 6507-T2 (2 Tables), 6500A9 (2 Connector), 6591B (2 Modules)	\$7,977
SID508	Sidero armless seat units with Beam components: 6931 (7 seats), 6500S3 (1 Beam), 6500S2 (2 Beams), 6507-T2 (2 Tables), 6500A9 (2 Connector), 6591B (2 Modules)	\$10,294
SON508	Sonic armless seat units with Beam components: 6501 (7 seats), 6500S3 (1 Beam), 6500S2 (2 Beams), 6507-T2 (2 Tables), 6500A9 (2 Connector), 6591B (2 Modules)	\$8,621
VON507	Vion armless seat units with Beam components: 6340 (7 seats), 6500S3 (1 Beam), 6500S2 (2 Beams), 6507-T2 (2 Tables), 6500A9 (2 Connector), 6591B (2 Modules)	\$11,561

\*See next pages for individual model description, dimensions and starting list price.

DESCRIPTION	FEATURES	MODEL#	STANDARD TEXTILE GRADES											
			1	2	3	4	5	6	7	8	9	10	11	12



**Beam - Accommodates 2 Seats**  
COM Yardage: N/A  
Freight Class: 250  
Product Weight (lbs.): 37  
Cubic Feet Per Carton: 11 (1 per carton)

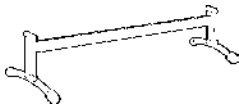
Freestanding

<b>6500S2</b>	\$790	-	-	-	-	-	-	-	-	-	-	-	-
---------------	-------	---	---	---	---	---	---	---	---	---	---	---	---

OVERALL DIMENSIONS			SEAT DIMENSIONS			BACK DIMENSIONS	
W	D	H	W	D	H	W	H

49.5	24	16	-	-	-	-	-
------	----	----	---	---	---	---	---

**RTA 00**



**Beam - Accommodates 3 Seats**  
COM Yardage: N/A  
Freight Class: 250  
Product Weight (lbs.): 43  
Cubic Feet Per Carton: 16 (1 per carton)

Freestanding

<b>6500S3</b>	\$911	-	-	-	-	-	-	-	-	-	-	-
---------------	-------	---	---	---	---	---	---	---	---	---	---	---

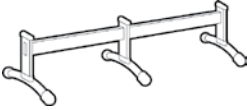




OVERALL DIMENSIONS			SEAT DIMENSIONS			BACK DIMENSIONS	
W	D	H	W	D	H	W	H

74	24	16	-	-	-	-	-
----	----	----	---	---	---	---	---

**RTA 00**




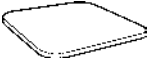
# MULTI-PURPOSE

# BEAM SEATING B

DESCRIPTION	FEATURES	MODEL#	STANDARD TEXTILE GRADES												
			1	2	3	4	5	6	7	8	9	10	11	12	
 <p><b>Beam - Accommodates 4 Seats</b> COM Yardage: N/A Freight Class: 250 Product Weight (lbs.): 58 Cubic Feet Per Carton: 22 (1 per carton)</p>	Freestanding	6500S4	\$1272	-	-	-	-	-	-	-	-	-	-	-	-
		<b>OVERALL DIMENSIONS</b>			<b>SEAT DIMENSIONS</b>			<b>BACK DIMENSIONS</b>							
		<b>W</b>	<b>D</b>	<b>H</b>	<b>W</b>	<b>D</b>	<b>H</b>	<b>W</b>	<b>H</b>						
		100	24	16	-	-	-	-	-						
		RTA 00													
 <p><b>Beam Extender - Accommodates 2 Seats</b> COM Yardage: N/A Freight Class: 85 Product Weight (lbs.): 36 Cubic Feet Per Carton: 10.5 (1 per carton)</p>	Not Freestanding. Includes hardware.	6500A2	\$603	-	-	-	-	-	-	-	-	-	-	-	-
		<b>OVERALL DIMENSIONS</b>			<b>SEAT DIMENSIONS</b>			<b>BACK DIMENSIONS</b>							
		<b>W</b>	<b>D</b>	<b>H</b>	<b>W</b>	<b>D</b>	<b>H</b>	<b>W</b>	<b>H</b>						
		47.5	24	16	-	-	-	-	-						
		RTA 00													
 <p><b>Beam Extender - Accommodates 3 Seats</b> COM Yardage: N/A Freight Class: 85 Product Weight (lbs.): 43 Cubic Feet Per Carton: 16 (1 per carton)</p>	Not Freestanding. Includes hardware.	6500A3	\$757	-	-	-	-	-	-	-	-	-	-	-	-
		<b>OVERALL DIMENSIONS</b>			<b>SEAT DIMENSIONS</b>			<b>BACK DIMENSIONS</b>							
		<b>W</b>	<b>D</b>	<b>H</b>	<b>W</b>	<b>D</b>	<b>H</b>	<b>W</b>	<b>H</b>						
		72	24	16	-	-	-	-	-						
		RTA 00													
 <p><b>Beam Extender - Accommodates 4 Seats</b> COM Yardage: N/A Freight Class: 85 Product Weight (lbs.): 58 Cubic Feet Per Carton: 21.75 (1 per carton)</p>	Not Freestanding. Includes hardware.	6500A4	\$1134	-	-	-	-	-	-	-	-	-	-	-	-
		<b>OVERALL DIMENSIONS</b>			<b>SEAT DIMENSIONS</b>			<b>BACK DIMENSIONS</b>							
		<b>W</b>	<b>D</b>	<b>H</b>	<b>W</b>	<b>D</b>	<b>H</b>	<b>W</b>	<b>H</b>						
		98	24	16	-	-	-	-	-						
		RTA 00													
 <p><b>Universal Aluminum Arm w/Pad</b> COM Yardage: N/A Freight Class: 85 Product Weight (lbs.): 3.5 Cubic Feet Per Carton: 0.5 (1 per carton)</p>	Includes hardware.	6500A8	\$170	-	-	-	-	-	-	-	-	-	-	-	-
		<b>OVERALL DIMENSIONS</b>			<b>SEAT DIMENSIONS</b>			<b>BACK DIMENSIONS</b>							
		<b>W</b>	<b>D</b>	<b>H</b>	<b>W</b>	<b>D</b>	<b>H</b>	<b>W</b>	<b>H</b>						
		2.5	10	14	-	-	-	-	-						
		RTA 00													





# B BEAM SEATING

# MULTI-PURPOSE

DESCRIPTION	FEATURES	MODEL#	STANDARD TEXTILE GRADES													
			1	2	3	4	5	6	7	8	9	10	11	12		
 <p><b>Corner Connector Beam</b> COM Yardage: N/A Freight Class: 85 Product Weight (lbs.): 9 Cubic Feet Per Carton: 0.07 (1 per carton)</p>	Not Freestanding. Includes hardware.	6500A9	\$331	-	-	-	-	-	-	-	-	-	-	-		
			<b>OVERALL DIMENSIONS</b>			<b>SEAT DIMENSIONS</b>			<b>BACK DIMENSIONS</b>							
			<b>W</b>	<b>D</b>	<b>H</b>	<b>W</b>	<b>D</b>	<b>H</b>	<b>W</b>	<b>H</b>						
			1.75	24	3.25	-	-	-	-	-						
			<b>RTA 00</b>													
 <p><b>Bolt Down Kit</b> COM Yardage: N/A Freight Class: 85 Product Weight (lbs.): 8 Cubic Feet Per Carton: 0.6 (1 per carton)</p>	Set of 4 brackets. Includes hardware.	6500BD	\$157	-	-	-	-	-	-	-	-	-	-	-		
			<b>OVERALL DIMENSIONS</b>			<b>SEAT DIMENSIONS</b>			<b>BACK DIMENSIONS</b>							
			<b>W</b>	<b>D</b>	<b>H</b>	<b>W</b>	<b>D</b>	<b>H</b>	<b>W</b>	<b>H</b>						
			17.75	17.75	1	-	-	-	-	-						
			<b>RTA 00</b>	<b>FedEx</b>												
 <p><b>Power Module</b> COM Yardage: N/A Freight Class: 85 Product Weight (lbs.): 3.2 Cubic Feet Per Carton: 0.5 (1 per carton)</p>	Under mount, 10 ft. cord. Black only.	6591B	\$637	-	-	-	-	-	-	-	-	-	-	-		
			<b>OVERALL DIMENSIONS</b>			<b>SEAT DIMENSIONS</b>			<b>BACK DIMENSIONS</b>							
			<b>W</b>	<b>D</b>	<b>H</b>	<b>W</b>	<b>D</b>	<b>H</b>	<b>W</b>	<b>H</b>						
			21	21	1	-	-	-	-	-						
			<b>RTA 00</b>	<b>FedEx</b>												
 <p><b>End Table Top</b> COM Yardage: N/A Freight Class: 85 Product Weight (lbs.): 8 Cubic Feet Per Carton: 0.6 (1 per carton)</p>	Includes hardware. Use on beams.	6507	\$356	-	-	-	-	-	-	-	-	-	-	-		
			<b>OVERALL DIMENSIONS</b>			<b>SEAT DIMENSIONS</b>			<b>BACK DIMENSIONS</b>							
			<b>W</b>	<b>D</b>	<b>H</b>	<b>W</b>	<b>D</b>	<b>H</b>	<b>W</b>	<b>H</b>						
			17.75	17.75	1	-	-	-	-	-						
			<b>RTA 00</b>	<b>FedEx</b>												

















# MULTI-PURPOSE











# BEAM SEATING B

DESCRIPTION	FEATURES	MODEL#	STANDARD TEXTILE GRADES												
			1	2	3	4	5	6	7	8	9	10	11	12	
 <p><b>Radius Corner Table Top</b> COM Yardage: N/A Freight Class: 85 Product Weight (lbs.): 14 Cubic Feet Per Carton: 1.9 (1 per carton)</p>	Includes hardware. Use on beams.	<b>6507-T2</b>	\$466	-	-	-	-	-	-	-	-	-	-		
		<b>OVERALL DIMENSIONS</b>			<b>SEAT DIMENSIONS</b>			<b>BACK DIMENSIONS</b>							
		<b>W</b>	<b>D</b>	<b>H</b>	<b>W</b>	<b>D</b>	<b>H</b>	<b>W</b>	<b>H</b>						
		21	21	1	-	-	-	-	-						
			<b>RTA 00</b>												
 <p><b>Seat Unit w/Arms</b> COM Yardage: N/A Freight Class: 250 Product Weight (lbs.): 19 Cubic Feet Per Carton: 4.88 (2 per carton)</p>	<b>Duet</b> Use with beams.	<b>6690</b>	\$448	-	-	-	-	-	-	-	-	-			
		<b>OVERALL DIMENSIONS</b>			<b>SEAT DIMENSIONS</b>			<b>BACK DIMENSIONS</b>							
		<b>W</b>	<b>D</b>	<b>H</b>	<b>W</b>	<b>D</b>	<b>H</b>	<b>W</b>	<b>H</b>						
		25.5	21	18	18	17.5	-	18	16						
			<b>RTA 00</b>	FedEx		UPS									
 <p><b>Armless Seat Unit</b> COM Yardage: N/A Freight Class: 150 Product Weight (lbs.): 18 Cubic Feet Per Carton: 3.25 (2 per carton)</p>	<b>Duet</b> Use with beams.	<b>6691</b>	\$330	-	-	-	-	-	-	-	-	-			
		<b>OVERALL DIMENSIONS</b>			<b>SEAT DIMENSIONS</b>			<b>BACK DIMENSIONS</b>							
		<b>W</b>	<b>D</b>	<b>H</b>	<b>W</b>	<b>D</b>	<b>H</b>	<b>W</b>	<b>H</b>						
		18	21	18	18	17.5	-	18	16						
			<b>RTA 00</b>	FedEx		UPS									
 <p><b>Seat Unit w/Arms</b> COM Yardage: 0.75 Freight Class: 250 Product Weight (lbs.): 19 Cubic Feet Per Carton: 4.88 (2 per carton)</p>	<b>Duet</b> Upholstered Seat. Use with beams.	<b>6692</b>	\$548	\$589	\$619	\$662	\$726	\$745	\$803	\$904	\$957	\$1054	\$1184	\$1346	
		<b>OVERALL DIMENSIONS</b>			<b>SEAT DIMENSIONS</b>			<b>BACK DIMENSIONS</b>							
		<b>W</b>	<b>D</b>	<b>H</b>	<b>W</b>	<b>D</b>	<b>H</b>	<b>W</b>	<b>H</b>						
		25.5	21	18	18	17.5	-	18	16						
			<b>RTA 00</b>	FedEx		UPS									

# B BEAM SEATING






# MULTI-PURPOSE



DESCRIPTION	FEATURES	MODEL#	STANDARD TEXTILE GRADES											
			1	2	3	4	5	6	7	8	9	10	11	12
 <p><b>Armless Seat Unit</b> COM Yardage: 0.75 Freight Class: 150 Product Weight (lbs.): 19 Cubic Feet Per Carton: 3.25 (2 per carton)</p>	<p><b>Duet</b> Upholstered Seat. Use with beams.</p>	<p><b>6693</b></p>	\$426	\$467	\$496	\$540	\$603	\$623	\$679	\$782	\$835	\$930	\$1062	\$1223
			<p><b>OVERALL DIMENSIONS</b></p>			<p><b>SEAT DIMENSIONS</b></p>			<p><b>BACK DIMENSIONS</b></p>					
			W	D	H	W	D	H	W	H				
			18	21	18	18	17.5	-	18	16				
														
 <p><b>Seat Unit w/Arms</b> COM Yardage: 0.75 Freight Class: 150 Product Weight (lbs.): 20 Cubic Feet Per Carton: 4.88 (2 per carton)</p>	<p><b>Duet</b> Upholstered Seat and Back. Use with beams.</p>	<p><b>6697</b></p>	\$581	\$622	\$651	\$695	\$758	\$778	\$834	\$937	\$990	\$1085	\$1217	\$1378
			<p><b>OVERALL DIMENSIONS</b></p>			<p><b>SEAT DIMENSIONS</b></p>			<p><b>BACK DIMENSIONS</b></p>					
			W	D	H	W	D	H	W	H				
			25.5	21	18	18	17.5	-	18	16				
														
 <p><b>Armless Seat Unit</b> COM Yardage: 0.75 Freight Class: 150 Product Weight (lbs.): 19 Cubic Feet Per Carton: 3.25 (2 per carton)</p>	<p><b>Duet</b> Upholstered Seat and Back. Use with beams.</p>	<p><b>6698</b></p>	\$474	\$515	\$545	\$588	\$652	\$671	\$729	\$832	\$883	\$980	\$1110	\$1272
			<p><b>OVERALL DIMENSIONS</b></p>			<p><b>SEAT DIMENSIONS</b></p>			<p><b>BACK DIMENSIONS</b></p>					
			W	D	H	W	D	H	W	H				
			18	21	18	18	17.5	-	18	16				
														
 <p><b>Armless Seat Unit</b> COM Yardage: N/A Freight Class: 150 Product Weight (lbs.): 17 Cubic Feet Per Carton: 6.5 (2 per carton)</p>	<p><b>Popcorn</b> Polypropylene Seat and Back. use with beam</p>	<p><b>6717</b></p>	374	-	-	-	-	-	-	-	-	-	-	-
			<p><b>OVERALL DIMENSIONS</b></p>			<p><b>SEAT DIMENSIONS</b></p>			<p><b>BACK DIMENSIONS</b></p>					
			W	D	H	W	D	H	W	H				
			20	21	18	18	18	-	19.5	16				
														
 <p><b>Armless Seat Unit</b> COM Yardage: 0.75 Freight Class: 150 Product Weight (lbs.): 18 Cubic Feet Per Carton: 6.5 (2 per carton)</p>	<p><b>Popcorn</b> Upholstered Seat and Polypropylene Back. Use with beam.</p>	<p><b>6719</b></p>	488	524	548	582	633	656	705	777	833	897	1024	1164
			<p><b>OVERALL DIMENSIONS</b></p>			<p><b>SEAT DIMENSIONS</b></p>			<p><b>BACK DIMENSIONS</b></p>					
			W	D	H	W	D	H	W	H				
			20	21	18	18	18	-	19.5	16				
														

DESCRIPTION	FEATURES	MODEL#	STANDARD TEXTILE GRADES													
			1	2	3	4	5	6	7	8	9	10	11	12		
 <p><b>Seat Unit w/Arms</b> COM Yardage: 1.25 Freight Class: 300 Product Weight (lbs.): 20 Cubic Feet Per Carton: 9.75</p>	<p><b>Sidero</b> Upholstered Seat and Back. Use with beam.</p>	<b>6930</b>	770	823	864	925	1008	1048	1125	1247	1342	1447	1663	1890		
		<b>OVERALL DIMENSIONS</b>			<b>SEAT DIMENSIONS</b>			<b>BACK DIMENSIONS</b>								
		<b>W</b>	<b>D</b>	<b>H</b>	<b>W</b>	<b>D</b>	<b>H</b>	<b>W</b>	<b>H</b>							
		25.5	23.5	19	19.5	18	-	19	15.5							
			<b>RTA 00</b>													
 <p><b>Armless Seat Unit</b> COM Yardage: 1.25 Freight Class: 300 Product Weight (lbs.): 18 Cubic Feet Per Carton: 9.75</p>	<p><b>Sidero</b> Upholstered Seat and Back. Use with beam.</p>	<b>6931</b>	705	758	799	860	943	983	1060	1182	1277	1382	1598	1825		
		<b>OVERALL DIMENSIONS</b>			<b>SEAT DIMENSIONS</b>			<b>BACK DIMENSIONS</b>								
		<b>W</b>	<b>D</b>	<b>H</b>	<b>W</b>	<b>D</b>	<b>H</b>	<b>W</b>	<b>H</b>							
		21	23.5	19	19.5	18	-	19	15.5							
			<b>RTA 00</b>													
 <p><b>Armless Seat Unit</b> COM Yardage: N/A Freight Class: 250 Product Weight (lbs.): 12 Cubic Feet Per Carton: 3.25 (2 per carton)</p>	<p><b>Sonic</b> Polypropylene Seat and Back. Use with Beam.</p>	<b>6501</b>	\$466	-	-	-	-	-	-	-	-	-	-	-		
		<b>OVERALL DIMENSIONS</b>			<b>SEAT DIMENSIONS</b>			<b>BACK DIMENSIONS</b>								
		<b>W</b>	<b>D</b>	<b>H</b>	<b>W</b>	<b>D</b>	<b>H</b>	<b>W</b>	<b>H</b>							
		20	21.5	17	17	16	-	17	15							
			<b>RTA 00</b>  													
 <p><b>Armless Seat Unit</b> COM Yardage: 0.75 Freight Class: 250 Product Weight (lbs.): 12 Cubic Feet Per Carton: 3.25 (2 per carton)</p>	<p><b>Sonic</b> Upholstered Seat and Polypropylene Back. Use with Beam.</p>	<b>6502</b>	\$525	\$558	\$578	\$614	\$665	\$680	\$724	\$805	\$845	\$920	\$1023	\$1154		
		<b>OVERALL DIMENSIONS</b>			<b>SEAT DIMENSIONS</b>			<b>BACK DIMENSIONS</b>								
		<b>W</b>	<b>D</b>	<b>H</b>	<b>W</b>	<b>D</b>	<b>H</b>	<b>W</b>	<b>H</b>							
		20	22	17	17	16	-	17	15							
			<b>RTA 00</b>  													
 <p><b>Armless Seat Unit</b> COM Yardage: 0.75 Freight Class: 150 Product Weight (lbs.): 13 Cubic Feet Per Carton: 3.25 (2 per carton)</p>	<p><b>Sonic</b> Upholstered Seat and Back. Use with Beam.</p>	<b>6503</b>	\$581	\$612	\$634	\$670	\$719	\$737	\$778	\$861	\$901	\$976	\$1082	\$1208		
		<b>OVERALL DIMENSIONS</b>			<b>SEAT DIMENSIONS</b>			<b>BACK DIMENSIONS</b>								
		<b>W</b>	<b>D</b>	<b>H</b>	<b>W</b>	<b>D</b>	<b>H</b>	<b>W</b>	<b>H</b>							
		20	22	17	17	16	-	17	15							
			<b>RTA 00</b>  													

# B BEAM SEATING

# MULTI-PURPOSE

DESCRIPTION	FEATURES	MODEL#	STANDARD TEXTILE GRADES											
			1	2	3	4	5	6	7	8	9	10	11	12
 <p><b>Seat Unit w/Arms</b> COM Yardage: N/A Freight Class: 150 Product Weight (lbs.): 13 Cubic Feet Per Carton: 3.25 (2 per carton)</p>	<p><b>Sonic</b> Polypropylene Seat. Use with Beam.</p>	6504	\$548	-	-	-	-	-	-	-	-	-	-	-
		<b>OVERALL DIMENSIONS</b>			<b>SEAT DIMENSIONS</b>			<b>BACK DIMENSIONS</b>						
		<b>W</b>	<b>D</b>	<b>H</b>	<b>W</b>	<b>D</b>	<b>H</b>	<b>W</b>	<b>H</b>					
		23	21.5	17	17	16	-	17	15					
			RTA 00	FedEx		ups								
 <p><b>Seat Unit w/Arms</b> COM Yardage: 0.75 Freight Class: 22 Product Weight (lbs.): 13 Cubic Feet Per Carton: 3.25 (2 per carton)</p>	<p><b>Sonic</b> Upholstered Seat. Use with Beam.</p>	6505	\$608	\$637	\$661	\$696	\$746	\$761	\$806	\$886	\$926	\$1002	\$1106	\$1235
		<b>OVERALL DIMENSIONS</b>			<b>SEAT DIMENSIONS</b>			<b>BACK DIMENSIONS</b>						
		<b>W</b>	<b>D</b>	<b>H</b>	<b>W</b>	<b>D</b>	<b>H</b>	<b>W</b>	<b>H</b>					
		23	22	17	17	16	-	17	15					
			RTA 00	FedEx		ups								
 <p><b>Seat Unit w/Arms</b> COM Yardage: 0.75 Freight Class: 150 Product Weight (lbs.): 14 Cubic Feet Per Carton: 3.25 (2 per carton)</p>	<p><b>Sonic</b> Upholstered Seat and Back Use with Beam.</p>	6506	\$664	\$697	\$719	\$755	\$804	\$821	\$863	\$945	\$986	\$1061	\$1167	\$1293
		<b>OVERALL DIMENSIONS</b>			<b>SEAT DIMENSIONS</b>			<b>BACK DIMENSIONS</b>						
		<b>W</b>	<b>D</b>	<b>H</b>	<b>W</b>	<b>D</b>	<b>H</b>	<b>W</b>	<b>H</b>					
		23	22	17	17	16	-	17	15					
			RTA 00	FedEx		ups								
 <p><b>Armless Seat Unit</b> COM Yardage: 1 Freight Class: 250 Product Weight (lbs.): 20 Cubic Feet Per Carton: 7.25</p>	<p><b>Vion</b> Upholstered Seat and Mesh Back. Use with beam.</p>	6340	\$886	\$932	\$962	\$1011	\$1079	\$1110	\$1170	\$1268	\$1344	\$1427	\$1601	\$1786
		<b>OVERALL DIMENSIONS</b>			<b>SEAT DIMENSIONS</b>			<b>BACK DIMENSIONS</b>						
		<b>W</b>	<b>D</b>	<b>H</b>	<b>W</b>	<b>D</b>	<b>H</b>	<b>W</b>	<b>H</b>					
		21	23.5	20.5	17.5	18	-	19	17					
			RTA 00											
 <p><b>Armless Seat Unit</b> COM Yardage: 1 Freight Class: 250 Product Weight (lbs.): 20 Cubic Feet Per Carton: 7.25</p>	<p><b>Vion</b> Upholstered Seat and Back. Use with beam.</p>	6341	\$1032	\$1084	\$1125	\$1185	\$1270	\$1309	\$1387	\$1509	\$1604	\$1709	\$1922	\$2152
		<b>OVERALL DIMENSIONS</b>			<b>SEAT DIMENSIONS</b>			<b>BACK DIMENSIONS</b>						
		<b>W</b>	<b>D</b>	<b>H</b>	<b>W</b>	<b>D</b>	<b>H</b>	<b>W</b>	<b>H</b>					
		21	23.5	20.5	17.5	18	-	19	17					
			RTA 00											

DESCRIPTION	FEATURES	MODEL#	STANDARD TEXTILE GRADES													
			1	2	3	4	5	6	7	8	9	10	11	12		
 <p><b>Seat Unit w/Arms</b> COM Yardage: 1 Freight Class: 250 Product Weight (lbs.): 21 Cubic Feet Per Carton: 9.75</p>	<p><b>Vion</b> Upholstered Seat and Mesh Back. Use with beam.</p>	<b>6342</b>	\$820	\$863	\$896	\$944	\$1010	\$1041	\$1104	\$1201	\$1275	\$1360	\$1533	\$1717		
		<b>OVERALL DIMENSIONS</b>			<b>SEAT DIMENSIONS</b>			<b>BACK DIMENSIONS</b>								
		<b>W</b>	<b>D</b>	<b>H</b>	<b>W</b>	<b>D</b>	<b>H</b>	<b>W</b>	<b>H</b>							
		25.5	23.5	20.5	17.5	18	-	19	17							
			<b>RTA 00</b>													
 <p><b>Seat Unit w/Arms</b> COM Yardage: 1 Freight Class: 250 Product Weight (lbs.): 21 Cubic Feet Per Carton: 9.75</p>	<p><b>Vion</b> Upholstered Seat and Back. Use with beam.</p>	<b>6343</b>	\$949	\$1001	\$1042	\$1101	\$1186	\$1224	\$1302	\$1423	\$1517	\$1623	\$1839	\$2068		
		<b>OVERALL DIMENSIONS</b>			<b>SEAT DIMENSIONS</b>			<b>BACK DIMENSIONS</b>								
		<b>W</b>	<b>D</b>	<b>H</b>	<b>W</b>	<b>D</b>	<b>H</b>	<b>W</b>	<b>H</b>							
		25.5	23.5	20.5	17.5	18	-	19	17							
			<b>RTA 00</b>													

**CAPRICE™**



model 3365 (TUN)



model 3365C (TUN)

**STANDARD FEATURES**




- Modern light scale guest seating.
- Durable molded armcaps in Black Only.
- Frame is standard in a Tungsten colored finish (TUN).
- Standard with Black "bullet style" glides.
- Non-castered models can be joined together using ganging clamp model 6522.
- **C1** dual wheel carpet casters are standard on models 3365C.
- Does not stack.
- Check textile availability prior to specifying upholstery material.

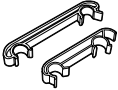
• **Frame finish**

- (TBL) Black
- (TCC) Cactus
- (TDJ) Dijon
- (TEG) Eggplant
- (TFR) Frost
- (TIV) Cloud
- (TLA) Latte
- (TNE) Nevada
- (TSN) Sand
- (TTU) Tungsten
- (BCH) Brushed Chrome. Add **\$240**
- (CHM) Chrome. **Upcharge varies.** Please Specify.
- (TBZ) Buzz Blue
- (TCR) Carrot
- (TDW) Designer White
- (TFO) Fog
- (TIN) Ink
- (TKA) Kalua
- (TOA) Toast
- (TSH) Shadow
- (TSR) Scarlet
- A Chrome (CHM) finish is also available. Add \$86 for side chairs. Add \$143 for counter and bar stools.

**OPTIONAL FEATURES**

- Optional steel cushioned glides (**B**) are available. Add \$33. Please specify.
- For hard surface flooring casters, specify **C9R**. Add \$76.

DESCRIPTION	FEATURES	MODEL#	STANDARD TEXTILE GRADES												
			1	2	3	4	5	6	7	8	9	10	11	12	
 <p><b>Armchair</b> 4 Legged COM Yardage: 1.25 Freight Class: 300 Product Weight (lbs.): 22 Cubic Feet Per Carton: 14.5</p>	Does not stack.	<b>3365</b>	\$939	\$989	\$1031	\$1087	\$1165	\$1196	\$1269	\$1402	\$1468	\$1589	\$1758	\$1967	
			<b>OVERALL DIMENSIONS</b>			<b>SEAT DIMENSIONS</b>			<b>BACK DIMENSIONS</b>						
			<b>W</b>	<b>D</b>	<b>H</b>	<b>W</b>	<b>D</b>	<b>H</b>	<b>W</b>	<b>H</b>					
			25	24	31.5	19.5	19.5	18.5	18	13					
			<b>RTA 00</b>												
 <p><b>Armchair</b> 4 Legged w/casters COM Yardage: 1.25 Freight Class: 300 Product Weight (lbs.): 23 Cubic Feet Per Carton: 14.5</p>	Does not stack.	<b>3365C</b>	\$1092	\$1143	\$1183	\$1242	\$1319	\$1351	\$1424	\$1560	\$1625	\$1752	\$1923	\$2138	
			<b>OVERALL DIMENSIONS</b>			<b>SEAT DIMENSIONS</b>			<b>BACK DIMENSIONS</b>						
			<b>W</b>	<b>D</b>	<b>H</b>	<b>W</b>	<b>D</b>	<b>H</b>	<b>W</b>	<b>H</b>					
			25	23.5	32.5	19.5	18.5	18	18	14.5					
			<b>RTA 00</b>												
 <p><b>Barstool</b> - 4 Legged COM Yardage: 1.25 Freight Class: 300 Product Weight (lbs.): 32 Cubic Feet Per Carton: 20</p>	Does not stack.	<b>3369</b>	\$1187	\$1238	\$1278	\$1337	\$1417	\$1447	\$1519	\$1655	\$1719	\$1847	\$2017	\$2233	
			<b>OVERALL DIMENSIONS</b>			<b>SEAT DIMENSIONS</b>			<b>BACK DIMENSIONS</b>						
			<b>W</b>	<b>D</b>	<b>H</b>	<b>W</b>	<b>D</b>	<b>H</b>	<b>W</b>	<b>H</b>					
			25	26.5	45.5	19.5	19.5	30.5	18	13					
			<b>RTA 00</b>												

DESCRIPTION	FEATURES	MODEL#	STANDARD TEXTILE GRADES												
			1	2	3	4	5	6	7	8	9	10	11	12	
 <p><b>Ganging Brackets</b>                      COM Yardage: N/A                      Freight Class: 70                      Product Weight (lbs.): 0.16                      Cubic Feet Per Carton: 1 (25 per Carton)</p>		6522	\$37	-	-	-	-	-	-	-	-	-	-	-	
		<b>OVERALL DIMENSIONS</b>			<b>SEAT DIMENSIONS</b>			<b>BACK DIMENSIONS</b>							
		<b>W</b>	<b>D</b>	<b>H</b>	<b>W</b>	<b>D</b>	<b>H</b>	<b>W</b>	<b>H</b>						
	00.87	7.75	1.5	-	-	-	-	-							
				<b>RTA 00</b>											

CHAP™



**Wood Back Armchair model 1010**



**Upholstered Back Armchair model 1015**



**Upholstered Round Back Armchair model 1004**



**Wood Round Back Armchair model 1005**




**Underseat panel (USP)**






**STANDARD FEATURES**

- Chap offers mid-century modern styling in a finely crafted beechwood armchair series.
- Straight and round back models have upholstered seats with upholstered or open wood frame backs.
- Straight back models are available with exposed wood or upholstered front seat rails
- For reorders of discontinued models 1002 and 1003, use models 1004 and 1005 with 18" reduced seat depth.
- Custom stain matching is not available on models 1004 and 1005.
- Chairs are standard with a black liner under seat cushion. An underseat panel (USP) is available which conceals seat structure. It is covered with a coated textile and secured with tamperproof fasteners.
- For graded pricing, select model base price. Add graded textile upcharges for seat or for upholstered back models, both seat and back.
- The Blended Textile matrix does not apply to this series.
- Upholstery options include fabric, coated textiles and leather.
- Chap series is covered under Global's Limited Lifetime warranty, for single shift use.
- For multi-shift environments, and coverage under Globalcare's 24/7 warranty, Ultracell foam - 24/7 warranty (UC) must be selected.
- Textiles with a minimum of 100,000 double rubs must be specified to meet Global's 24/7 warranty coverage. For healthcare textiles, visit the website at [globalfurnituregroup.com](http://globalfurnituregroup.com).
- Does not stack.
- Custom stain matching is not available on round back models.

Please add option codes in the following order:

- **Model number**  
Specify model number
- **Back textile**  
Specify textile code
- **Seat textile**  
Specify textile code
- **Frame finish** (Round back models)  
1004 and 1005 available in select finishes (\*).  
(AAM) Absolute\*  
(BKM) Black\*  
(ACM) Cherry\*  
(EOM) English Oak  
(ECM) Espresso Cafe\*  
(TFM) Fruitwood  
(HGM) Gray  
(AHM) Honey  
(TMM) Mahogany\*  
(AVM) Maple  
(MWM) Medium Walnut\*  
(NLW) Natural Walnut  
(ASM) Night\*  
(NBM) Noce Biondo  
(NGM) Noce Grigio  
(NEM) Noce Leggero  
(NMM) Noce Medio\*  
(SKM) Shaker Cherry\*  
(TWM) Walnut\*  
(WTM) WC Cream\*  
(WHM) White\*  
(WCM) Winter Cherry
- **Glides**  
(XG) No Glide for Carpeted Surfaces.  
(NM) White Non-marking Nylon Glide for most floor surfaces.  
(SG) Steel Cushioned Glide for carpeted surfaces. Add \$36  
(FG) Felt Glide for most hard floor surfaces. Add \$36  
(RG) Rubber Non-slip Glide for most hard floor surfaces. Add \$36
- **Sealed Seams** (on approved coated textiles)  
(NS) No sealed seams  
(SSS) Sealed seat seams. Add \$67
- **Moisture barrier** (seat only, not available with sealed seams)  
(NB) No moisture barrier. No upcharge  
(MB) Moisture barrier. Add \$113.
- **Seat foam**  
(SF) Standard foam  
(UC) Ultracell foam - 24/7 warranty
- **Seat underside**  
(USL) Under seat liner  
(USP) Under seat panel. Add \$84

DESCRIPTION	FEATURES	MODEL#												STANDARD TEXTILE GRADES				
		1/COM	2	3	4	5	6	7	8	9	10	11	12					
 <p><b>Wood Back Armchair w/ Upholstered Seat Front</b> COM Yardage: 1 Freight Class: 250 Product Weight (lbs.): 33 Cubic Feet Per Carton: 15.75</p>	<p>Does not stack. Active weight 350 lbs. Ergonomic Features M, N</p>	<b>1010</b>	\$1379	\$1413	\$1440	\$1479	\$1534	\$1557	\$1604	\$1679	\$1735	\$1796	\$1924	\$2058				
			<b>OVERALL DIMENSIONS</b>			<b>SEAT DIMENSIONS</b>			<b>BACK DIMENSIONS</b>									
			<b>W</b>	<b>D</b>	<b>H</b>	<b>W</b>	<b>D</b>	<b>H</b>	<b>W</b>	<b>H</b>								
			25.5	25	31	21	20	18	20.5	13.5								
			<b>RTA 00</b>															

DESCRIPTION	FEATURES	MODEL#											
		1/COM	2	3	4	5	6	7	8	9	10	11	12
 <p><b>Upholstered Back Armchair w/ Upholstered Seat Front</b>                      COM Yardage: Back: .75; Seat: .75                      Freight Class: 250                      Product Weight (lbs.): 33                      Cubic Feet Per Carton: 15.75</p>	<p>1011</p> <p>Base Price: \$1388                      Seat upcharge: +0                      Back upcharge: +0</p>	\$1388											
	<p>Does not stack.                      Active weight 350 lbs.                      Ergonomic Features M, N</p>	<b>RTA 00</b>											
	<p><b>OVERALL DIMENSIONS</b></p> <p>W D H</p>	<p><b>SEAT DIMENSIONS</b></p> <p>W D H</p>			<p><b>BACK DIMENSIONS</b></p> <p>W H</p>								
	25.5 25 31.5	21	20	18	20.5	13.5							
 <p><b>Wood Back Armchair w/ Wood Front Rail</b>                      COM Yardage: 1                      Freight Class: 250                      Product Weight (lbs.): 33                      Cubic Feet Per Carton: 15.75</p>	<p>1014</p>	\$1379	\$1413	\$1440	\$1479	\$1534	\$1557	\$1604	\$1679	\$1735	\$1796	\$1924	\$2058
	<p>Does not stack.                      Active weight 350 lbs.                      Ergonomic Features M, N</p>	<b>RTA 00</b>											
	<p><b>OVERALL DIMENSIONS</b></p> <p>W D H</p>	<p><b>SEAT DIMENSIONS</b></p> <p>W D H</p>			<p><b>BACK DIMENSIONS</b></p> <p>W H</p>								
	25.5 25 31	21	20	18	20.5	13.5							
 <p><b>Upholstered Back Armchair w/ Wood Front Rail</b>                      COM Yardage: Back: .75; Seat: .75                      Freight Class: 250                      Product Weight (lbs.): 33                      Cubic Feet Per Carton: 15.75</p>	<p>1015</p> <p>Base Price: \$1388                      Seat upcharge: +0                      Back upcharge: +0</p>	\$1388											
	<p>Does not stack.                      Active weight 350 lbs.                      Ergonomic Features M, N</p>	<b>RTA 00</b>											
	<p><b>OVERALL DIMENSIONS</b></p> <p>W D H</p>	<p><b>SEAT DIMENSIONS</b></p> <p>W D H</p>			<p><b>BACK DIMENSIONS</b></p> <p>W H</p>								
	25.5 25 31.5	21	20	18	20.5	13.5							
 <p><b>Upholstered Roundback Armchair w/ Upholstered Seat Front</b>                      COM Yardage: Back: .75 ; Seat: .75                      Freight Class: 300                      Product Weight (lbs.): 26                      Cubic Feet Per Carton: 13.25</p>	<p>1004</p> <p>Base Price: \$1570                      Seat upcharge: +0                      Back upcharge: +0</p>	\$1570											
	<p>Does not stack.                      Active weight 350 lbs.                      Ergonomic Features M, N</p>	<b>RTA 00</b>											
	<p><b>OVERALL DIMENSIONS</b></p> <p>W D H</p>	<p><b>SEAT DIMENSIONS</b></p> <p>W D H</p>			<p><b>BACK DIMENSIONS</b></p> <p>W H</p>								
	24.5 22.5 30	22	18	18	20	12.5							
 <p><b>Round Wood Back Armchair w/ Upholstered Seat Front</b>                      COM Yardage: 1                      Freight Class: 300                      Product Weight (lbs.): 25                      Cubic Feet Per Carton: 13.25</p>	<p>1005</p>	\$1383	\$1417	\$1444	\$1483	\$1538	\$1561	\$225	\$1683	\$1739	\$1800	\$1928	\$2062
	<p>Does not stack.                      Active weight 350 lbs.                      Ergonomic Features M, N</p>	<b>RTA 00</b>											
	<p><b>OVERALL DIMENSIONS</b></p> <p>W D H</p>	<p><b>SEAT DIMENSIONS</b></p> <p>W D H</p>			<p><b>BACK DIMENSIONS</b></p> <p>W H</p>								
	24.5 22.5 30	22	18	18	20	12.5							

COMET™



model 2171 (BK)



model 2172 (TUN)



model 2174 (TUN)



model 2183 (BK)

STANDARD FEATURES













- Reinforced models incorporate welded corner gussets for additional strength and support.
- Heavy Duty models 2173 and 2174 use Ultracell seat foam for lasting comfort.
- Models 2171 and 2172 stack 5 high on floor or 8 high on dolly 2125WS for easy storage.
- **WS** models have a wall saver frame design.
- Models with corner gussets are not recommended for stacking due to their heavy duty design.
- Stacked chairs may leave frame impressions in chair(s) below.
- Two ganging plates are packed at no charge with each table to attach to two chairs only. Order separately for additional chair-to-chair ganging.
- All Specifications and Pricing are for 1 chair.

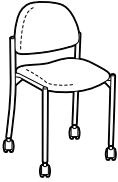















OPTIONAL FEATURES













- Optional steel cushioned glides (**B**) are available on models 2171, 2172, 2173, 2174, 2183, and 2184. Add \$36. Please specify.
- **Frame finish**  
Please Specify:  

( <b>TBL</b> ) Black	( <b>TBZ</b> ) Buzz Blue
( <b>TCC</b> ) Cactus	( <b>TCR</b> ) Carrot
( <b>TDJ</b> ) Dijon	( <b>TDW</b> ) Designer White
( <b>TEG</b> ) Eggplant	( <b>TFO</b> ) Fog
( <b>TFR</b> ) Frost	( <b>TIN</b> ) Ink
( <b>TIV</b> ) Cloud	( <b>TKA</b> ) Kalua
( <b>TLA</b> ) Latte	( <b>TMO</b> ) Mocha
( <b>TOA</b> ) Toast	( <b>TNE</b> ) Nevada
( <b>TSH</b> ) Shadow	( <b>TSN</b> ) Sand
( <b>TSR</b> ) Scarlet	( <b>TTU</b> ) Tungsten

 Plated finish - Add \$36:  
 (**CHM**) Chrome
- Check textile availability prior to specifying upholstery material.

DESCRIPTION	FEATURES	MODEL#	STANDARD TEXTILE GRADES											
			1	2	3	4	5	6	7	8	9	10	11	12
 <p><b>Nesting Chair</b> COM Yardage: 1 Freight Class: 250 Product Weight (lbs.): 15.33 Cubic Feet Per Carton: 3.92 (3 per carton)</p>	Stacks 5 high on floor. Stacks 8 high on dolly. Ergonomic Features: M, N	<b>2171WS</b>	\$435	\$481	\$509	\$557	\$623	\$643	\$703	\$810	\$863	\$966	\$1103	\$1275
			<b>OVERALL DIMENSIONS</b>			<b>SEAT DIMENSIONS</b>			<b>BACK DIMENSIONS</b>					
			<b>W</b>	<b>D</b>	<b>H</b>	<b>W</b>	<b>D</b>	<b>H</b>	<b>W</b>	<b>H</b>				
			23	23	32.5	18	17	18.5	17.5	15				
			  											
 <p><b>Reinforced Armchair w/casters</b> COM Yardage: 1 Freight Class: 250 Product Weight (lbs.): 46 Cubic Feet Per Carton: 11.75 (1 per carton)</p>	Does not stack.  Ergonomic Features: M, N	<b>2171C</b>	\$567	\$608	\$637	\$679	\$742	\$765	\$818	\$921	\$966	\$1064	\$1190	\$1352
			<b>OVERALL DIMENSIONS</b>			<b>SEAT DIMENSIONS</b>			<b>BACK DIMENSIONS</b>					
			<b>W</b>	<b>D</b>	<b>H</b>	<b>W</b>	<b>D</b>	<b>H</b>	<b>W</b>	<b>H</b>				
			23	22	32.5	18	17.5	18.5	17	14				
			  											
 <p><b>Armless Stacking Chair</b> COM Yardage: 1 Freight Class: 250 Product Weight (lbs.): 14.33 Cubic Feet Per Carton: 3.83 (3 per carton)</p>	Stacks 5 high on floor. Ergonomic Features: M, N	<b>2172WS</b>	\$345	\$391	\$419	\$467	\$530	\$554	\$615	\$722	\$773	\$876	\$1013	\$1182
			<b>OVERALL DIMENSIONS</b>			<b>SEAT DIMENSIONS</b>			<b>BACK DIMENSIONS</b>					
			<b>W</b>	<b>D</b>	<b>H</b>	<b>W</b>	<b>D</b>	<b>H</b>	<b>W</b>	<b>H</b>				
			19	23	32.5	18	17.5	18.5	17.5	14				
			  											

DESCRIPTION	FEATURES	MODEL#	STANDARD TEXTILE GRADES													
			1	2	3	4	5	6	7	8	9	10	11	12		
 <p><b>Reinforced Armless Chair</b> w/casters COM Yardage: 1 Freight Class: 250 Product Weight (lbs.): 14.33 Cubic Feet Per Carton: 4.5 (3 per carton)</p>	<p>Does not stack. Ergonomic Features: M, N</p>	<b>2172C</b>	\$467	\$507	\$535	\$579	\$636	\$661	\$714	\$818	\$866	\$960	\$1089	\$1248		
		<b>OVERALL DIMENSIONS</b>			<b>SEAT DIMENSIONS</b>			<b>BACK DIMENSIONS</b>								
		<b>W</b>	<b>D</b>	<b>H</b>	<b>W</b>	<b>D</b>	<b>H</b>	<b>W</b>	<b>H</b>							
		19	22	32.5	17.5	17.5	14	17	15							
																
 <p><b>Reinforced Armchair</b> COM Yardage: 1 Freight Class: 250 Product Weight (lbs.): 15.33 Cubic Feet Per Carton: 3.92 (3 per carton)</p>	<p>Does not stack. Ergonomic Features: M, N</p>	<b>2173WS</b>	\$591	\$634	\$665	\$712	\$776	\$800	\$858	\$966	\$1019	\$1121	\$1258	\$1428		
		<b>OVERALL DIMENSIONS</b>			<b>SEAT DIMENSIONS</b>			<b>BACK DIMENSIONS</b>								
		<b>W</b>	<b>D</b>	<b>H</b>	<b>W</b>	<b>D</b>	<b>H</b>	<b>W</b>	<b>H</b>							
		23	23	32.5	18	17.5	18.5	17.5	14							
																
 <p><b>Reinforced Armless Chair</b> COM Yardage: 1 Freight Class: 250 Product Weight (lbs.): 14.33 Cubic Feet Per Carton: 3.83 (3 per carton)</p>	<p>Does not stack. Ergonomic Features: M, N</p>	<b>2174WS</b>	\$493	\$536	\$567	\$615	\$678	\$702	\$763	\$870	\$921	\$1024	\$1161	\$1330		
		<b>OVERALL DIMENSIONS</b>			<b>SEAT DIMENSIONS</b>			<b>BACK DIMENSIONS</b>								
		<b>W</b>	<b>D</b>	<b>H</b>	<b>W</b>	<b>D</b>	<b>H</b>	<b>W</b>	<b>H</b>							
		19	23	32.5	18	17	18.5	17.5	13.5							
																
 <p><b>Ganging Plate</b> COM Yardage: N/A Freight Class: 70 Product Weight (lbs.): 2.1 Cubic Feet Per Carton: 0.1</p>		<b>2176</b>	\$91	-	-	-	-	-	-	-	-	-	-	-		
		<b>OVERALL DIMENSIONS</b>			<b>SEAT DIMENSIONS</b>			<b>BACK DIMENSIONS</b>								
		<b>W</b>	<b>D</b>	<b>H</b>	<b>W</b>	<b>D</b>	<b>H</b>	<b>W</b>	<b>H</b>							
		13.25	4.75	00.06	-	-	-	-	-							
																

DESCRIPTION	FEATURES	MODEL#	STANDARD TEXTILE GRADES												
			1	2	3	4	5	6	7	8	9	10	11	12	
 <p><b>Ganging Clamp</b> COM Yardage: N/A Freight Class: 70 Product Weight (lbs.): 0.2 Cubic Feet Per Carton: 0.04</p>		2180	\$37	-	-	-	-	-	-	-	-	-	-	-	
		<b>OVERALL DIMENSIONS</b>			<b>SEAT DIMENSIONS</b>			<b>BACK DIMENSIONS</b>							
		<b>W</b>	<b>D</b>	<b>H</b>	<b>W</b>	<b>D</b>	<b>H</b>	<b>W</b>	<b>H</b>						
		00.87	7.75	1.5	-	-	-	-	-						
															
 <p><b>Reinforced Armchair</b> Square Back COM Yardage: 1 Freight Class: 250 Product Weight (lbs.): 15.33 Cubic Feet Per Carton: 4.17 (3 per carton)</p>	Does not stack. Ergonomic Features: M, N	2183	\$452	\$495	\$523	\$569	\$633	\$660	\$712	\$823	\$874	\$974	\$1107	\$1276	
		<b>OVERALL DIMENSIONS</b>			<b>SEAT DIMENSIONS</b>			<b>BACK DIMENSIONS</b>							
		<b>W</b>	<b>D</b>	<b>H</b>	<b>W</b>	<b>D</b>	<b>H</b>	<b>W</b>	<b>H</b>						
		23	20	32	18	17.5	18.5	18	13.5						
															
 <p><b>Reinforced Armless Chair</b> Square Back COM Yardage: 1 Freight Class: 250 Product Weight (lbs.): 14.33 Cubic Feet Per Carton: 4.17 (3 per carton)</p>	Does not stack. Ergonomic Features: M, N	2184	\$356	\$397	\$427	\$473	\$537	\$560	\$618	\$723	\$773	\$873	\$1007	\$1175	
		<b>OVERALL DIMENSIONS</b>			<b>SEAT DIMENSIONS</b>			<b>BACK DIMENSIONS</b>							
		<b>W</b>	<b>D</b>	<b>H</b>	<b>W</b>	<b>D</b>	<b>H</b>	<b>W</b>	<b>H</b>						
		19.5	20	32	18	17.5	18.5	18	13.5						
															

DIPLOMAT






model 2105

STANDARD FEATURES

- A contoured seat and back are accented by wood arms providing comfort and classic styling.
- Models 2105 and 2108 can be joined together using model 6526 ganging clamp.
- Does not stack.
- When upholstered in Leather, models will be in all Leather.
- Check textile availability prior to specifying upholstery material.

OPTIONAL FEATURES

- Frames are standard in a Black (TBL), Tungsten (TTU), or (TSH) Shadow frame finish at no upcharge and Chrome (CHM) frame finish, please add \$68.
- Wood capped arms are available in Absolute (AAM), Black (BKM), Cherry (ACM), Espresso Cafe (ECM), English Oak (EOM), Fruitwood (TFM), Gray (HGM), Honey (AHM), Mahogany (TMM), Maple (AVM), Medium Walnut (MWM), Natural Walnut (NLW), Night (ASM), Noce Biondo (NBM), Noce Grigio (NGM), Noce Leggero (NEM), Noce Medio (NMM), Shaker Cherry (SKM), Walnut (TWM), WC Cream (WTM), White (WHM) and Winter Cherry (WCM). Please Specify. Genuine maple faced veneers and solids are used.
- Optional steel cushioned glides (B) on model 2105. Add \$33. Please specify.

DESCRIPTION	FEATURES	MODEL#	STANDARD TEXTILE GRADES													
			1	2	3	4	5	6	7	8	9	10	11	12		
 <p><b>Armchair</b> Wood caps arms COM Yardage: 1.25 Freight Class: 250 Product Weight (lbs.): 25 Cubic Feet Per Carton: 11.75</p>	<p>Does not stack.</p> <p>Ergonomic Features: M, N</p>	<p>2105</p>	\$798	\$848	\$886	\$939	\$1018	\$1046	\$1112	\$1244	\$1307	\$1425	\$1592	\$1794		
			<b>OVERALL DIMENSIONS</b>			<b>SEAT DIMENSIONS</b>			<b>BACK DIMENSIONS</b>							
			<b>W</b>	<b>D</b>	<b>H</b>	<b>W</b>	<b>D</b>	<b>H</b>	<b>W</b>	<b>H</b>						
			24	22	34.5	20.5	17	18.5	20.5	16						
			RTA 00		FedEx		ups									
 <p><b>Armless Side Chair</b> COM Yardage: 1.25 Freight Class: 300 Product Weight (lbs.): 22 Cubic Feet Per Carton: 11.75</p>	<p>Does not stack.</p> <p>Ergonomic Features: M, N</p>	<p>2108</p>	\$566	\$616	\$655	\$714	\$794	\$825	\$898	\$1034	\$1100	\$1226	\$1397	\$1612		
			<b>OVERALL DIMENSIONS</b>			<b>SEAT DIMENSIONS</b>			<b>BACK DIMENSIONS</b>							
			<b>W</b>	<b>D</b>	<b>H</b>	<b>W</b>	<b>D</b>	<b>H</b>	<b>W</b>	<b>H</b>						
			21.5	22	34.5	20.5	17	18.5	20.5	16						
			RTA 00													
 <p><b>Armless Barstool</b> COM Yardage: 1.25 Freight Class: 250 Product Weight (lbs.): 30 Cubic Feet Per Carton: 14.75</p>	<p>Does not stack.</p> <p>Ergonomic Features: M, N</p>	<p>2109</p>	\$816	\$866	\$907	\$964	\$1046	\$1075	\$1149	\$1285	\$1349	\$1476	\$1647	\$1861		
			<b>OVERALL DIMENSIONS</b>			<b>SEAT DIMENSIONS</b>			<b>BACK DIMENSIONS</b>							
			<b>W</b>	<b>D</b>	<b>H</b>	<b>W</b>	<b>D</b>	<b>H</b>	<b>W</b>	<b>H</b>						
			21	23.5	44.5	20	17	28	20.5	17.5						
			RTA 00													

DUET™



model 6620



model 6621G



model 6627



model 6623TR



model 6632



model 6720



model 6692 (2 units) on 6500S2 (Beam)

STANDARD FEATURES











- Unique high density seating that is both comfortable and durable.
- Tablet arms are extremely rugged and meets ANSI-BIFMA testing requirements. Tablet hinges up to allow ease of egress. Tablet slides forward and back to accommodate any body size comfortably. Tablet models do not stack.
- Standard tablet (**D8**) size is 18”D x 14 1/2”W and is made of black polymer. Tablets are attached at the left or right (as seated). Tablet arms are not available on stools. Tablet models do not stack.
- All sled-base models have a wall saver frame design with rear legs contacting the wall first leaving clearance between the seat back and wall.
- Armless “**G**” models feature a patented interlocking feature that allows chairs to be ganged together in rows.
- Model 6626 ganging clamp set is available for use on all armchairs and standard armless models. These brackets snap on the front and rear of the sled base allowing these models to connect together in rows. In Black finish only.
- Clear polycarbonate glides (**CG**) are standard and suitable for carpet, rubber or concrete flooring.
- Weight capacity for this series is 300 lbs.
- Dual wheel carpet casters (**C1**) are standard on task chairs.
- Duet beam seating consists of upper seat units (models 6690, 6691, 6692, 6693, 6697 and 6698) including mounting brackets and all hardware necessary for attachment to beam.
- For all beam components, tables and a complete list of available upper seat units, see Beam Seating series.
- **Specifications and pricing are for 1 chair.**
- Pedestal base models provide fixed location seating for use in auditoriums, classrooms, jury boxes, public venues and more. The base must be mounted to the floor (mounting hardware not included). See Pedestal Base Installation Guide for details.
- Check textile availability prior to specifying upholstery material.





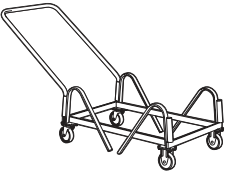

OPTIONAL FEATURES

- Polypropylene seats, backs and coordinating arms are available in 14 designer colors. Choose from Buzz Blue (**BZB**), Cactus (**CCT**), Carrot (**CRO**), Cloud (**IVC**), Dijon (**DJN**), Eggplant (**EGP**), Fog (**FOG**), Frost (**FRO**), Ink (**INK**), Latte (**LAB**), Night (**BLK**), Sand (**SND**), Scarlet (**SAR**), and Shadow (**SHW**).
- An optional 18.5”D x 18.5”W high pressure laminate writing tablet is available. The core is hardwood veneer plywood with radiused edge finished in clear lacquer. This writing tablet is offered in the following finishes: Black (**BLK**), Clear Maple (**CMB**), Designer White (**DWT**) and Noce Grigio (**NGL**). Please specify. Add \$68.
- Chairs will have additional stitch details when upholstered in vinyl.
- A selection of glide options is available. Glide must be chosen to best suit flooring type and site conditions.
- Chrome frame is optionally available without glides (**WS**) and is suitable for rubberized and carpeted floors, please specify. No upcharge
- Glides with felt pads (**FG**) are available for vinyl sheet, cork or laminate flooring, please specify. Add \$36
- Glides with rubber pads (**RG**) are available for vinyl, hardwood, laminate, stone or ceramic flooring, please specify. Add \$36.
- Glides with stainless steel pads (**SG**) are available for carpet or rubber flooring, please specify. Add \$36.
- For task base models, hard surface flooring casters are available. Specify (**C9R**). Add \$76.
- Pedestal base models have black base with 2” height adjustable cylinders. Specify (**SH**) swivel, auto return to max height (no upcharge); (**SN**) non-swivel, auto return to max height (Add \$23); or, (**SC**) swivel, self-centering and return to max height (add \$35).







	Duet Chairs Stacking Capability		Duet Stools Stacking Capability	
	Stacking on floor	Stacking on dolly #6624	Stacking on floor	Stacking on dolly
<b>Armless</b>				
Polypropylene seat & back	up to 12 high	up to 40* high	up to 12 high	N/A
Polypropylene back & upholstered seat	up to 5 high	up to 12 high	up to 5 high	N/A
Upholstered seat & back	up to 5 high	up to 12 high	up to 5 high	N/A
<b>With Arms</b>				
Polypropylene seat & back	up to 5 high	up to 24 high	up to 5 high	N/A
Polypropylene back & upholstered seat	up to 5 high	up to 12 high	up to 5 high	N/A
Upholstered seat & back	up to 5 high	up to 12 high	up to 5 high	N/A






\* THROUGH 80” DOORWAY, STACKS 36 HIGH






DESCRIPTION	FEATURES	MODEL#	STANDARD TEXTILE GRADES											
			1	2	3	4	5	6	7	8	9	10	11	12
 <p><b>Arm Chair</b> COM Yardage: N/A Freight Class: 150 Product Weight (lbs.): 19 Cubic Feet Per Carton: 4.63 (4 per carton)</p>	Stacks 5 high on floor. Stacks 24 high on dolly.	<b>6620</b>	\$389	-	-	-	-	-	-	-	-	-	-	-
		<b>OVERALL DIMENSIONS</b>			<b>SEAT DIMENSIONS</b>			<b>BACK DIMENSIONS</b>						
		<b>W</b>	<b>D</b>	<b>H</b>	<b>W</b>	<b>D</b>	<b>H</b>	<b>W</b>	<b>H</b>					
		25.5	22.75	33.25	18	17.5	16.5	18	16					
			<b>RTA 00</b>											
  <p><b>6621</b>      <b>6621G</b></p> <p><b>Armless Chair</b> COM Yardage: N/A Freight Class: 150 Product Weight (lbs.): 20.5 Cubic Feet Per Carton: 3.5(4 per carton)</p>	Stacks 12 high on floor. Stacks 40 high on dolly.	<b>6621</b>	\$276	-	-	-	-	-	-	-	-	-	-	
		<b>6621G</b>	\$293	-	-	-	-	-	-	-	-	-	-	
		<b>OVERALL DIMENSIONS</b>			<b>SEAT DIMENSIONS</b>			<b>BACK DIMENSIONS</b>						
		<b>W</b>	<b>D</b>	<b>H</b>	<b>W</b>	<b>D</b>	<b>H</b>	<b>W</b>	<b>H</b>					
20.75	22.75	33.25	18	17.5	17	18	16							
			<b>RTA 00</b>  											
 <p><b>Armless Chair w/Back pack rack</b> COM Yardage: N/A Freight Class: 250 Product Weight (lbs.): 25 Cubic Feet Per Carton: 11.25 (1 per carton)</p>	Does not stack.	<b>6621P</b>	\$459	-	-	-	-	-	-	-	-	-	-	
		<b>OVERALL DIMENSIONS</b>			<b>SEAT DIMENSIONS</b>			<b>BACK DIMENSIONS</b>						
		<b>W</b>	<b>D</b>	<b>H</b>	<b>W</b>	<b>D</b>	<b>H</b>	<b>W</b>	<b>H</b>					
		20.75	22.75	33.25	18	17.5	16.5	18	16					
			<b>RTA 00</b>  											
 <p><b>Armless Chair w/Tablet</b> COM Yardage: N/A Freight Class: 150 Product Weight (lbs.): 32 Cubic Feet Per Carton: 8 (2 per carton)</p>	Does not stack.	<b>6621TR</b>	\$690	-	-	-	-	-	-	-	-	-	-	
		<b>6621TL</b>		-	-	-	-	-	-	-	-	-	-	
		<b>OVERALL DIMENSIONS</b>			<b>SEAT DIMENSIONS</b>			<b>BACK DIMENSIONS</b>						
		<b>W</b>	<b>D</b>	<b>H</b>	<b>W</b>	<b>D</b>	<b>H</b>	<b>W</b>	<b>H</b>					
24.5	27.75	33.25	18	17.5	16.5	18	16							
			<b>RTA 00</b>											
 <p><b>Armchair</b> COM Yardage: 0.75 Freight Class: 150 Product Weight (lbs.): 25 Cubic Feet Per Carton: 5.56 (4 per carton)</p>	Upholstered Seat. Stacks 5 high on floor. Stacks 12 high on dolly.	<b>6622</b>	\$503	\$544	\$574	\$617	\$680	\$701	\$756	\$861	\$912	\$1007	\$1139	\$1301
		<b>OVERALL DIMENSIONS</b>			<b>SEAT DIMENSIONS</b>			<b>BACK DIMENSIONS</b>						
		<b>W</b>	<b>D</b>	<b>H</b>	<b>W</b>	<b>D</b>	<b>H</b>	<b>W</b>	<b>H</b>					
		25.5	23	33.25	18	17.5	17	18	16					
			<b>RTA 00</b>											





















DESCRIPTION	FEATURES	MODEL#	STANDARD TEXTILE GRADES												
			1	2	3	4	5	6	7	8	9	10	11	12	
 6623	 6623G		6623	\$382	\$423	\$453	\$496	\$559	\$580	\$635	\$740	\$791	\$886	\$1018	\$1180
			6623G	\$411	\$452	\$482	\$525	\$588	\$609	\$664	\$769	\$820	\$915	\$1047	\$1209
<b>Armless Chair</b> COM Yardage: 0.75 Freight Class: 150 Product Weight (lbs.): 21 Cubic Feet Per Carton: 4.63 (4 per carton)	Upholstered Seat. Stacks 5 high on floor. Stacks 12 high on dolly.		OVERALL DIMENSIONS			SEAT DIMENSIONS			BACK DIMENSIONS						
			W	D	H	W	D	H	W	H					
			20.5	23	33.25	18	17.5	17	18	16					
			RTA 00												
			6623P	\$569	\$612	\$643	\$689	\$754	\$778	\$836	\$943	\$996	\$1099	\$1234	\$1406
<b>Armless Chair w/Back pack rack</b> COM Yardage: 0.75 Freight Class: 250 Product Weight (lbs.): 28 Cubic Feet Per Carton: 11.25 (1 per carton)	Upholstered Seat. Does not stack.		OVERALL DIMENSIONS			SEAT DIMENSIONS			BACK DIMENSIONS						
			W	D	H	W	D	H	W	H					
			20.5	23	33.25	18	17.5	17	18	16					
			RTA 00												
			6623TR	\$801	\$848	\$880	\$928	\$997	\$1021	\$1083	\$1199	\$1256	\$1364	\$1512	\$1697
			6623TL												
<b>Armless Chair w/Tablet</b> COM Yardage: 1 Freight Class: 250 Product Weight (lbs.): 29 Cubic Feet Per Carton: 16 (2 per carton)	Upholstered Seat. Does not stack.		OVERALL DIMENSIONS			SEAT DIMENSIONS			BACK DIMENSIONS						
			W	D	H	W	D	H	W	H					
			24.5	27.75	33.25	18	17.5	17	18	15.5					
			RTA 00												
			6624	\$815	-	-	-	-	-	-	-	-	-	-	-
<b>Dolly</b> COM Yardage: N/A Freight Class: 150 Product Weight (lbs.): 40 Cubic Feet Per Carton: 9.5 (1 per carton)			OVERALL DIMENSIONS			SEAT DIMENSIONS			BACK DIMENSIONS						
			W	D	H	W	D	H	W	H					
			22.5	51	38.25	-	-	-	-	-					
			RTA 1 FedEx UPS												
			6626	\$32	-	-	-	-	-	-	-	-	-	-	-
<b>Ganging Clamp Set - 2 Clamps</b> COM Yardage: N/A Freight Class: 70 Product Weight (lbs.): 0.3 Cubic Feet Per Carton: 0.01 (1 set per carton)			OVERALL DIMENSIONS			SEAT DIMENSIONS			BACK DIMENSIONS						
			W	D	H	W	D	H	W	H					
			1	6.5	00.75	-	-	-	-	-					
			RTA 00 FedEx UPS												






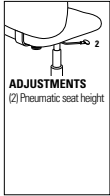




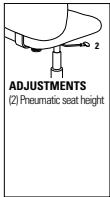




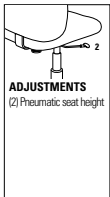


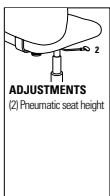



# MULTI-PURPOSE


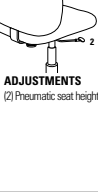













DESCRIPTION	FEATURES	MODEL#	STANDARD TEXTILE GRADES													
			1	2	3	4	5	6	7	8	9	10	11	12		
 <p><b>Armchair</b> COM Yardage: 0.75 Freight Class: 150 Product Weight (lbs.): 27 Cubic Feet Per Carton: 5.56 (4 per carton)</p>	<p>Upholstered Seat and Back. Stacks 5 high on floor. Stacks 12 high on dolly.</p>	6627	\$554	\$625	\$658	\$700	\$770	\$789	\$847	\$956	\$1008	\$1109	\$1248	\$1422		
			<b>OVERALL DIMENSIONS</b>			<b>SEAT DIMENSIONS</b>			<b>BACK DIMENSIONS</b>							
			<b>W</b>	<b>D</b>	<b>H</b>	<b>W</b>	<b>D</b>	<b>H</b>	<b>W</b>	<b>H</b>						
			25.5	23	33.25	18	17.5	17	18	16						
			<b>RTA 00</b>													
 <p><b>Armless Chair</b> COM Yardage: 0.75 Freight Class: 150 Product Weight (lbs.): 23 Cubic Feet Per Carton: 4.63 (4 per carton)</p>	<p>Upholstered Seat and Back. Stacks 5 high on floor. Stacks 12 high on dolly.</p>	6628	\$449	\$517	\$547	\$590	\$658	\$679	\$736	\$846	\$900	\$1000	\$1137	\$1309		
			<b>OVERALL DIMENSIONS</b>			<b>SEAT DIMENSIONS</b>			<b>BACK DIMENSIONS</b>							
			<b>W</b>	<b>D</b>	<b>H</b>	<b>W</b>	<b>D</b>	<b>H</b>	<b>W</b>	<b>H</b>						
			20.5	23	33.25	18	17	17	18	15.5						
			<b>RTA 00</b>													
 <p><b>6628G</b> Ganging</p>		6628G	\$466	\$533	\$561	\$606	\$674	\$698	\$755	\$864	\$917	\$1018	\$1154	\$1325		
			<b>OVERALL DIMENSIONS</b>			<b>SEAT DIMENSIONS</b>			<b>BACK DIMENSIONS</b>							
			<b>W</b>	<b>D</b>	<b>H</b>	<b>W</b>	<b>D</b>	<b>H</b>	<b>W</b>	<b>H</b>						
			20.5	23	33.25	18	17	17	18	15.5						
			<b>RTA 00</b>													
 <p><b>Armless Chair w/Back pack rack</b> COM Yardage: 0.75 Freight Class: 250 Product Weight (lbs.): 30 Cubic Feet Per Carton: 11.25 (1 per carton)</p>	<p>Upholstered Seat and Back. Does not stack.</p>	6628P	\$643	\$686	\$717	\$765	\$828	\$852	\$911	\$1018	\$1073	\$1174	\$1310	\$1480		
			<b>OVERALL DIMENSIONS</b>			<b>SEAT DIMENSIONS</b>			<b>BACK DIMENSIONS</b>							
			<b>W</b>	<b>D</b>	<b>H</b>	<b>W</b>	<b>D</b>	<b>H</b>	<b>W</b>	<b>H</b>						
			20.5	23	33.25	18	17	17	18	15.5						
			<b>RTA 00</b>													
 <p><b>Barstool with Arms</b> COM Yardage: N/A Freight Class: 250 Product Weight (lbs.): 30 Cubic Feet Per Carton: 10.75 (2 per carton)</p>	<p>Stacks 5 high on floor.</p>	6630	\$677	-	-	-	-	-	-	-	-	-	-	-		
			<b>OVERALL DIMENSIONS</b>			<b>SEAT DIMENSIONS</b>			<b>BACK DIMENSIONS</b>							
			<b>W</b>	<b>D</b>	<b>H</b>	<b>W</b>	<b>D</b>	<b>H</b>	<b>W</b>	<b>H</b>						
			25.5	23.5	45	18	17.5	29.5	18	16						
			<b>RTA 00</b>													
 <p><b>Armless Barstool</b> COM Yardage: N/A Freight Class: 250 Product Weight (lbs.): 29 Cubic Feet Per Carton: 8.75 (2 per carton)</p>	<p>Stacks 12 high on floor.</p>	6631	\$504	-	-	-	-	-	-	-	-	-	-	-		
			<b>OVERALL DIMENSIONS</b>			<b>SEAT DIMENSIONS</b>			<b>BACK DIMENSIONS</b>							
			<b>W</b>	<b>D</b>	<b>H</b>	<b>W</b>	<b>D</b>	<b>H</b>	<b>W</b>	<b>H</b>						
			20.75	23.5	45	18	17.5	29.5	18	16						
			<b>RTA 00</b>													


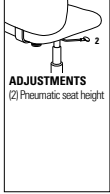

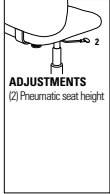

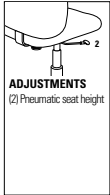
DESCRIPTION	FEATURES	MODEL#	STANDARD TEXTILE GRADES											
			1	2	3	4	5	6	7	8	9	10	11	12
 <p><b>Barstool with Arms</b> COM Yardage: 0.75 Freight Class: 250 Product Weight (lbs.): 31 Cubic Feet Per Carton: 10.75 (2 per carton)</p>	Upholstered Seat Stacks 5 high on floor	6632	\$780	\$820	\$851	\$894	\$959	\$977	\$1036	\$1140	\$1189	\$1286	\$1416	\$1578
			<b>OVERALL DIMENSIONS</b>			<b>SEAT DIMENSIONS</b>			<b>BACK DIMENSIONS</b>					
			<b>W</b>	<b>D</b>	<b>H</b>	<b>W</b>	<b>D</b>	<b>H</b>	<b>W</b>	<b>H</b>				
			25.5	23.5	45	18	17.5	30	18	15.5				
			<b>RTA 00</b>											
 <p><b>Armless Barstool</b> COM Yardage: 0.75 Freight Class: 250 Product Weight (lbs.): 30 Cubic Feet Per Carton: 17.5 (2 per carton)</p>	Upholstered Seat. Stacks 5 high on floor.	6633	\$603	\$644	\$674	\$717	\$781	\$801	\$858	\$961	\$1012	\$1109	\$1240	\$1401
			<b>OVERALL DIMENSIONS</b>			<b>SEAT DIMENSIONS</b>			<b>BACK DIMENSIONS</b>					
			<b>W</b>	<b>D</b>	<b>H</b>	<b>W</b>	<b>D</b>	<b>H</b>	<b>W</b>	<b>H</b>				
			20.75	23.5	45	18	17.5	30	18	15.5				
			<b>RTA 00</b>											
 <p><b>Barstool with Arms</b> COM Yardage: 0.75 Freight Class: 250 Product Weight (lbs.): 31.5 Cubic Feet Per Carton: 10.75 (2 per carton)</p>	Upholstered Seat and Back. Stacks 3 high on floor.	6637	\$824	\$864	\$894	\$938	\$1002	\$1021	\$1079	\$1182	\$1233	\$1330	\$1460	\$1622
			<b>OVERALL DIMENSIONS</b>			<b>SEAT DIMENSIONS</b>			<b>BACK DIMENSIONS</b>					
			<b>W</b>	<b>D</b>	<b>H</b>	<b>W</b>	<b>D</b>	<b>H</b>	<b>W</b>	<b>H</b>				
			25.5	23.5	45	18	17.5	30	18	15.5				
			<b>RTA 00</b>											
 <p><b>Armless Barstool</b> COM Yardage: 0.75 Freight Class: 250 Product Weight (lbs.): 30.5 Cubic Feet Per Carton: 8.75 (2 per carton)</p>	Upholstered Seat and Back. Stacks 3 high on floor.	6638	\$707	\$748	\$778	\$820	\$885	\$904	\$962	\$1065	\$1116	\$1211	\$1340	\$1505
			<b>OVERALL DIMENSIONS</b>			<b>SEAT DIMENSIONS</b>			<b>BACK DIMENSIONS</b>					
			<b>W</b>	<b>D</b>	<b>H</b>	<b>W</b>	<b>D</b>	<b>H</b>	<b>W</b>	<b>H</b>				
			20.75	23.5	45	18	17.5	30	18	15.5				
			<b>RTA 00</b>											
 <p><b>Counter Stool with Arms</b> COM Yardage: N/A Freight Class: 250 Product Weight (lbs.): 25 Cubic Feet Per Carton: 10.75 (2 per carton)</p>	Stacks 5 high on floor.	6660	\$677	-	-	-	-	-	-	-	-	-	-	-
			<b>OVERALL DIMENSIONS</b>			<b>SEAT DIMENSIONS</b>			<b>BACK DIMENSIONS</b>					
			<b>W</b>	<b>D</b>	<b>H</b>	<b>W</b>	<b>D</b>	<b>H</b>	<b>W</b>	<b>H</b>				
			25.5	23.5	39.5	18	17.5	24	18	16				
			<b>RTA 00</b>											

DESCRIPTION	FEATURES	MODEL#	STANDARD TEXTILE GRADES												
			1	2	3	4	5	6	7	8	9	10	11	12	
 <p><b>Armless Counter Stool</b> COM Yardage: N/A Freight Class: 250 Product Weight (lbs.): 24 (2 per carton)</p>	Stacks 12 high on floor.	6661	\$504	-	-	-	-	-	-	-	-	-	-	-	-
			<b>OVERALL DIMENSIONS</b>			<b>SEAT DIMENSIONS</b>			<b>BACK DIMENSIONS</b>						
			<b>W</b>	<b>D</b>	<b>H</b>	<b>W</b>	<b>D</b>	<b>H</b>	<b>W</b>	<b>H</b>					
			20.75	23.5	39.5	18	17.5	24	18	16					
			<b>RTA 00</b>												
 <p><b>Counter Stool w/Arms</b> COM Yardage: 0.75 Freight Class: 250 Product Weight (lbs.): 26 Cubic Feet Per Carton: 10.75 (2 per carton)</p>	Upholstered Seat. Stacks 5 high on floor.	6662	\$780	\$820	\$850	\$894	\$959	\$977	\$1036	\$1140	\$1189	\$1286	\$1416	\$1578	
			<b>OVERALL DIMENSIONS</b>			<b>SEAT DIMENSIONS</b>			<b>BACK DIMENSIONS</b>						
			<b>W</b>	<b>D</b>	<b>H</b>	<b>W</b>	<b>D</b>	<b>H</b>	<b>W</b>	<b>H</b>					
			20.75	23.5	39.5	18	17.5	24	18	16					
			<b>RTA 00</b>												
 <p><b>Armless Counter Stool</b> COM Yardage: 0.75 Freight Class: 250 Product Weight (lbs.): 25 Cubic Feet Per Carton: 8.75 (2 per carton)</p>	Upholstered Seat. Stacks 5 high on floor.	6663	\$603	\$644	\$674	\$717	\$781	\$801	\$858	\$961	\$1012	\$1109	\$1240	\$1401	
			<b>OVERALL DIMENSIONS</b>			<b>SEAT DIMENSIONS</b>			<b>BACK DIMENSIONS</b>						
			<b>W</b>	<b>D</b>	<b>H</b>	<b>W</b>	<b>D</b>	<b>H</b>	<b>W</b>	<b>H</b>					
			20.75	23.5	39.5	18	17.5	24	18	16					
			<b>RTA 00</b>												
 <p><b>Counter Stool w/Arms</b> COM Yardage: 0.75 Freight Class: 250 Product Weight (lbs.): 26.5 Cubic Feet Per Carton: 10.75 (2 per carton)</p>	Upholstered Seat and Back. Stacks 3 high on floor.	6667	\$824	\$864	\$894	\$938	\$1002	\$1021	\$1079	\$1182	\$1233	\$1330	\$1460	\$1622	
			<b>OVERALL DIMENSIONS</b>			<b>SEAT DIMENSIONS</b>			<b>BACK DIMENSIONS</b>						
			<b>W</b>	<b>D</b>	<b>H</b>	<b>W</b>	<b>D</b>	<b>H</b>	<b>W</b>	<b>H</b>					
			25.5	23.5	39.5	18	17.5	24	18	16					
			<b>RTA 00</b>												
 <p><b>Armless Counter Stool</b> COM Yardage: 0.75 Freight Class: 250 Product Weight (lbs.): 25.5 Cubic Feet Per Carton: 8.75 (2 per carton)</p>	Upholstered Seat and Back. Stacks 3 high on floor.	6668	\$707	\$748	\$778	\$820	\$885	\$904	\$962	\$1065	\$1116	\$1211	\$1340	\$1505	
			<b>OVERALL DIMENSIONS</b>			<b>SEAT DIMENSIONS</b>			<b>BACK DIMENSIONS</b>						
			<b>W</b>	<b>D</b>	<b>H</b>	<b>W</b>	<b>D</b>	<b>H</b>	<b>W</b>	<b>H</b>					
			20.75	23.5	39.5	18	17.5	24	18	16					
			<b>RTA 00</b>												

DESCRIPTION	FEATURES	MODEL#	STANDARD TEXTILE GRADES											
			1	2	3	4	5	6	7	8	9	10	11	12
 <p><b>Seat Unit w/Arms</b> COM Yardage: N/A Freight Class: 250 Product Weight (lbs.): 19 Cubic Feet Per Carton: 4.88 (2 per carton)</p>	Use with beams.	6690	\$448	-	-	-	-	-	-	-	-	-	-	-
		<b>OVERALL DIMENSIONS</b>			<b>SEAT DIMENSIONS</b>			<b>BACK DIMENSIONS</b>						
		<b>W</b>	<b>D</b>	<b>H</b>	<b>W</b>	<b>D</b>	<b>H</b>	<b>W</b>	<b>H</b>					
		25.5	21	18	18	17.5	-	18	16					
														
 <p><b>Armless Seat Unit</b> COM Yardage: N/A Freight Class: 150 Product Weight (lbs.): 18 Cubic Feet Per Carton: 3.25 (2 per carton)</p>	Use with beams.	6691	\$330	-	-	-	-	-	-	-	-	-	-	
		<b>OVERALL DIMENSIONS</b>			<b>SEAT DIMENSIONS</b>			<b>BACK DIMENSIONS</b>						
		<b>W</b>	<b>D</b>	<b>H</b>	<b>W</b>	<b>D</b>	<b>H</b>	<b>W</b>	<b>H</b>					
		18	21	18	18	17.5	-	18	16					
														
 <p><b>Seat Unit w/Arms</b> COM Yardage: 0.75 Freight Class: 250 Product Weight (lbs.): 19 Cubic Feet Per Carton: 4.88 (2 per carton)</p>	Upholstered Seat. Use with beams.	6692	\$548	\$589	\$619	\$662	\$726	\$745	\$803	\$904	\$957	\$1054	\$1184	\$1346
		<b>OVERALL DIMENSIONS</b>			<b>SEAT DIMENSIONS</b>			<b>BACK DIMENSIONS</b>						
		<b>W</b>	<b>D</b>	<b>H</b>	<b>W</b>	<b>D</b>	<b>H</b>	<b>W</b>	<b>H</b>					
		25.5	21	18	18	17.5	-	18	15.5					
														
 <p><b>Armless Seat Unit</b> COM Yardage: 0.75 Freight Class: 150 Product Weight (lbs.): 19 Cubic Feet Per Carton: 3.25 (2 per carton)</p>	Upholstered Seat. Use with beams.	6693	\$426	\$467	\$496	\$540	\$603	\$623	\$679	\$782	\$835	\$930	\$1062	\$1223
		<b>OVERALL DIMENSIONS</b>			<b>SEAT DIMENSIONS</b>			<b>BACK DIMENSIONS</b>						
		<b>W</b>	<b>D</b>	<b>H</b>	<b>W</b>	<b>D</b>	<b>H</b>	<b>W</b>	<b>H</b>					
		18	21	18	18	17.5	-	18	15.5					
														
 <p><b>Seat Unit w/Arms</b> COM Yardage: 0.75 Freight Class: 150 Product Weight (lbs.): 20 Cubic Feet Per Carton: 4.88 (2 per carton)</p>	Upholstered Seat and Back. Use with beams.	6697	\$581	\$622	\$651	\$695	\$758	\$778	\$834	\$937	\$990	\$1085	\$1217	\$1378
		<b>OVERALL DIMENSIONS</b>			<b>SEAT DIMENSIONS</b>			<b>BACK DIMENSIONS</b>						
		<b>W</b>	<b>D</b>	<b>H</b>	<b>W</b>	<b>D</b>	<b>H</b>	<b>W</b>	<b>H</b>					
		25.5	21	18	18	17	-	18	15.5					
														

DESCRIPTION	FEATURES	MODEL#	STANDARD TEXTILE GRADES											
			1	2	3	4	5	6	7	8	9	10	11	12
  <b>Armless Seat Unit</b> COM Yardage: 0.75 Freight Class: 150 Product Weight (lbs.): 19 Cubic Feet Per Carton: 3.25 (2 per carton)	Upholstered Seat and Back. Use with beams.	6698	\$474	\$515	\$545	\$588	\$652	\$671	\$729	\$832	\$883	\$980	\$1110	\$1272
			<b>OVERALL DIMENSIONS</b>			<b>SEAT DIMENSIONS</b>			<b>BACK DIMENSIONS</b>					
			W	D	H	W	D	H	W	H				
			18	21	18	18	17	-	18	15.5				
			  											
  <b>Task w/Arms</b> COM Yardage: N/A Freight Class: 250 Product Weight (lbs.): 32 Cubic Feet Per Carton: 9.75	 Polypropylene Seat and Back  Ergonomic Features: C, M	6720	\$644	-	-	-	-	-	-	-	-	-	-	-
			<b>OVERALL DIMENSIONS</b>			<b>SEAT DIMENSIONS</b>			<b>BACK DIMENSIONS</b>					
			W	D	H	W	D	H	W	H				
			25.5	21.5	32.5	18	17.5	14-19	18	16				
			  											
  <b>Task Armless</b> COM Yardage: N/A Freight Class: 250 Product Weight (lbs.): 31 Cubic Feet Per Carton: 9.75	 Polypropylene Seat and Back  Ergonomic Features: C, M	6721	\$494	-	-	-	-	-	-	-	-	-	-	-
			<b>OVERALL DIMENSIONS</b>			<b>SEAT DIMENSIONS</b>			<b>BACK DIMENSIONS</b>					
			W	D	H	W	D	H	W	H				
			18	21.5	32.5	18	17.5	14-19	18	16				
			  											
  <b>Task w/Arms</b> COM Yardage: 0.75 Freight Class: 250 Product Weight (lbs.): 33 Cubic Feet Per Carton: 9.75	 Upholstered Seat  Ergonomic Features: C, M	6722	\$708	\$749	\$779	\$822	\$885	\$906	\$961	\$1066	\$1117	\$1212	\$1344	\$1506
			<b>OVERALL DIMENSIONS</b>			<b>SEAT DIMENSIONS</b>			<b>BACK DIMENSIONS</b>					
			W	D	H	W	D	H	W	H				
			25.5	21.5	32.5	18	17.5	14.5-19.5	18	15.5				
														
  <b>Task Armless</b> COM Yardage: 0.75 Freight Class: 250 Product Weight (lbs.): 32 Cubic Feet Per Carton: 9.75	 Upholstered Seat  Ergonomic Features: C, M	6723	\$580	\$620	\$650	\$693	\$755	\$777	\$831	\$935	\$988	\$1082	\$1213	\$1375
			<b>OVERALL DIMENSIONS</b>			<b>SEAT DIMENSIONS</b>			<b>BACK DIMENSIONS</b>					
			W	D	H	W	D	H	W	H				
			18	21.5	32.5	18	17	14.5-19.5	18	15.5				
			  											

DESCRIPTION	FEATURES	MODEL#	STANDARD TEXTILE GRADES														
			1	2	3	4	5	6	7	8	9	10	11	12			
 <p><b>Task w/Arms</b> COM Yardage: 0.75 Freight Class: 250 Product Weight (lbs.): 34 Cubic Feet Per Carton: 9.75</p>	 <p><b>ADJUSTMENTS</b> (2) Pneumatic seat height</p>	<p>Upholstered Seat and Back</p> <p>Ergonomic Features: C, M</p>	6727	\$808	\$849	\$879	\$922	\$985	\$1006	\$1061	\$1166	\$1217	\$1312	\$1444	\$1605		
			<b>OVERALL DIMENSIONS</b>			<b>SEAT DIMENSIONS</b>			<b>BACK DIMENSIONS</b>								
			<b>W</b>	<b>D</b>	<b>H</b>	<b>W</b>	<b>D</b>	<b>H</b>	<b>W</b>	<b>H</b>							
			25.5	21.5	32.5	18	17	14.5-19.5	18	16							
																	
 <p><b>Task Armless</b> COM Yardage: 0.75 Freight Class: 250 Product Weight (lbs.): 33 Cubic Feet Per Carton: 9.75</p>	 <p><b>ADJUSTMENTS</b> (2) Pneumatic seat height</p>	<p>Upholstered Seat and Back</p> <p>Ergonomic Features: C, M</p>	6728	\$659	\$700	\$730	\$773	\$836	\$857	\$912	\$1017	\$1068	\$1163	\$1295	\$1456		
			<b>OVERALL DIMENSIONS</b>			<b>SEAT DIMENSIONS</b>			<b>BACK DIMENSIONS</b>								
			<b>W</b>	<b>D</b>	<b>H</b>	<b>W</b>	<b>D</b>	<b>H</b>	<b>W</b>	<b>H</b>							
			18	21.5	32.5	18	17	14.5-19.5	18	15.5							
																	
 <p><b>Height Adjustable Stool w/Arms</b> COM Yardage: N/A Freight Class: 250 Product Weight (lbs.): 38 Cubic Feet Per Carton: 9.75</p>	 <p><b>ADJUSTMENTS</b> (2) Pneumatic seat height</p>	<p>Polypropylene Seat and Back</p> <p>Ergonomic Features: C, M</p>	6730	\$857	-	-	-	-	-	-	-	-	-	-	-		
			<b>OVERALL DIMENSIONS</b>			<b>SEAT DIMENSIONS</b>			<b>BACK DIMENSIONS</b>								
			<b>W</b>	<b>D</b>	<b>H</b>	<b>W</b>	<b>D</b>	<b>H</b>	<b>W</b>	<b>H</b>							
			25.5	21.5	41	18	17.5	21-31	18	16							
																	
 <p><b>Height Adjustable Stool - Armless</b> COM Yardage: N/A Freight Class: 250 Product Weight (lbs.): 37 Cubic Feet Per Carton: 9.75</p>	 <p><b>ADJUSTMENTS</b> (2) Pneumatic seat height</p>	<p>Polypropylene Seat and Back</p> <p>Ergonomic Features: C, M</p>	6731	\$758	-	-	-	-	-	-	-	-	-	-	-		
			<b>OVERALL DIMENSIONS</b>			<b>SEAT DIMENSIONS</b>			<b>BACK DIMENSIONS</b>								
			<b>W</b>	<b>D</b>	<b>H</b>	<b>W</b>	<b>D</b>	<b>H</b>	<b>W</b>	<b>H</b>							
			18	21.5	41	18	17.5	21.5-31.5	18	15.5							
																	
 <p><b>Height Adjustable Stool w/Arms</b> COM Yardage: 0.75 Freight Class: 150 Product Weight (lbs.): 39 Cubic Feet Per Carton: 9.75</p>	 <p><b>ADJUSTMENTS</b> (2) Pneumatic seat height</p>	<p>Upholstered Seat</p> <p>Ergonomic Features: C, M</p>	6732	\$953	\$996	\$1026	\$1070	\$1131	\$1153	\$1208	\$1313	\$1363	\$1459	\$1590	\$1751		
			<b>OVERALL DIMENSIONS</b>			<b>SEAT DIMENSIONS</b>			<b>BACK DIMENSIONS</b>								
			<b>W</b>	<b>D</b>	<b>H</b>	<b>W</b>	<b>D</b>	<b>H</b>	<b>W</b>	<b>H</b>							
			25.5	21.5	41	18	17.5	21.5-31.5	18	15.5							
																	

DESCRIPTION	FEATURES	MODEL#	STANDARD TEXTILE GRADES													
			1	2	3	4	5	6	7	8	9	10	11	12		
 <p><b>Height Adjustable Stool - Armless</b>                      COM Yardage: 0.75                      Freight Class: 250                      Product Weight (lbs.): 38                      Cubic Feet Per Carton: 9.75</p>	 <p><b>ADJUSTMENTS</b> (2) Pneumatic seat height</p>	<b>6733</b>	\$857	\$898	\$928	\$971	\$1034	\$1055	\$1110	\$1215	\$1266	\$1361	\$1493	\$1654		
			<b>OVERALL DIMENSIONS</b>			<b>SEAT DIMENSIONS</b>			<b>BACK DIMENSIONS</b>							
			<b>W</b>	<b>D</b>	<b>H</b>	<b>W</b>	<b>D</b>	<b>H</b>	<b>W</b>	<b>H</b>						
			18	21.5	41	18	17.5	21.5-31.5	18	15.5						
			<b>RTA 1</b>	<b>FedEx</b>		<b>ups</b>										
 <p><b>Height Adjustable Stool w/Arms</b>                      COM Yardage: 0.75                      Freight Class: 150                      Product Weight (lbs.): 40                      Cubic Feet Per Carton: 9.75</p>	 <p><b>ADJUSTMENTS</b> (2) Pneumatic seat height</p>	<b>6737</b>	\$1052	\$1093	\$1123	\$1166	\$1229	\$1250	\$1305	\$1410	\$1461	\$1556	\$1688	\$1850		
			<b>OVERALL DIMENSIONS</b>			<b>SEAT DIMENSIONS</b>			<b>BACK DIMENSIONS</b>							
			<b>W</b>	<b>D</b>	<b>H</b>	<b>W</b>	<b>D</b>	<b>H</b>	<b>W</b>	<b>H</b>						
			25.5	21.5	41	18	17	21.5-31.5	18	15.5						
			<b>RTA 1</b>													
 <p><b>Height Adjustable Stool - Armless</b>                      COM Yardage: 0.75                      Freight Class: 150                      Product Weight (lbs.): 39                      Cubic Feet Per Carton: 9.75</p>	 <p><b>ADJUSTMENTS</b> (2) Pneumatic seat height</p>	<b>6738</b>	\$953	\$994	\$1024	\$1067	\$1130	\$1151	\$1206	\$1311	\$1362	\$1457	\$1589	\$1751		
			<b>OVERALL DIMENSIONS</b>			<b>SEAT DIMENSIONS</b>			<b>BACK DIMENSIONS</b>							
			<b>W</b>	<b>D</b>	<b>H</b>	<b>W</b>	<b>D</b>	<b>H</b>	<b>W</b>	<b>H</b>						
			18	21.5	41	18	17	21.5-31.5	18	16.5						
			<b>RTA 1</b>													



Duet tables are multi-purpose stacking tables that offer optimum space utilization and flexibility. Their personality and simple design make them ideal for use in any learning or training environment at post-secondary and adult levels. Temporarily and easily convert auditoriums and other spaces into examination and seminar spaces. They can be partnered with stacking chairs such as Duet or Popcorn in matching or complementary colors (stacking chairs can be found in the Multi-Purpose section of the Seating price list).

The one-piece molded top and modesty are gently contoured providing an eased edge with an elegant waterfall transition from top to modesty.

Tops are available in a wide array of colors in 0.5" thick polypropylene. Polypropylene material offers strength and ease of cleaning with a slightly textured surface to offer scratch resistance.



#### Features and Benefits

- One-piece molded top and modesty are 0.5" thick polypropylene.
- Tables are rated 250 lbs. capacity.
- Surface includes factory installed metal inserts for solid and secure connection to the sled frame.
- 0.5" diameter solid steel rod sled frame.
- Bumpers on the underside for protection when stacking.
- Model with ADA width compliant frame is available.
- Shipped fully assembled.



One-piece top and modesty.



Stacks 5 high on floor or 20 high on dolly.



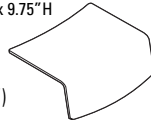
Ganging frame to keep tables evenly aligned.

**GENERAL INFORMATION**

- Duet tables are multi-purpose stacking tables ideal for auditoriums, seminars or any learning or training environment.
- Lightweight and easy to handle whether stacking for storage or setting up a room.
- Made of durable materials to withstand more demanding environments.
- Shipped fully assembled. Packaged 4 per carton.
- Global products are in compliance with stringent emission guidelines set out by the Greenguard Environmental Institute under the standards for low emitting products and materials. [www.greenguard.org](http://www.greenguard.org).
- Covered by Global's Lifetime Warranty.
- **Level 2 Certified.**

**WORKSURFACES**

26" W x 18" D x 9.75" H



- Top and modesty are a one-piece injection molded design in 0.5" thick polypropylene.
- Available in a wide array of colors (see right column "FINISHES") to complement any space or to define sections by color.
- One-piece molded top and modesty are contoured providing an eased user edge, with an elegant waterfall transition from top to modesty.

**CONSTRUCTION**

- Surface includes molded in threaded inserts to provide a secure metal-to-metal connection to the sled frame.
- Bumpers are included on the underside of top and inside modesty to protect surfaces when stacking.

**FRAME**

- 0.5" diameter solid steel rod sled frame.
- Available in a durable Chrome finish.
- Model with ganging frame keeps tables evenly positioned and aligned. No tools or fasteners required for ganging; the frames simply interlock.
- Model with ADA compliant frame is also available. The frame is 33" wide and the polypropylene top/modesty remain a constant size.
- Tables are standard without glides and are suitable for carpet, rubber or cork flooring.
- Glide options are available (see right column "GLIDES"). Glides must be chosen to best suit flooring type and site conditions. Upcharges apply.

**DOLLY**

- For space saving storage and transport.
- Constructed from 1.5" x 0.5" steel tubing with heavy duty casters (two locking) and a removable handle.
- Dolly can stack up to 20 tables.
- Stacking height on dolly is up to 68".

**FINISHES**

<b>BZB</b>	Buzz Blue	<b>FRO</b>	Frost
<b>CCT</b>	Cactus	<b>INK</b>	Ink
<b>CRO</b>	Carrot	<b>LAB</b>	Latte
<b>IVC</b>	Cloud	<b>BLK</b>	Night
<b>DJN</b>	Dijon	<b>SND</b>	Sand
<b>EGP</b>	Eggplant	<b>SAR</b>	Scarlet
<b>FOG</b>	Fog	<b>SHW</b>	Shadow

**GLIDES**

<b>CG</b>	Clear polycarbonate (for carpet, rubber or concrete flooring). Height added to table: 0.18". Add \$19/set.
<b>SG</b>	Glides with stainless steel pads (for carpet or rubber flooring). Height added to table: 0.17". Add \$36/set.
<b>FG</b>	Glides with felt pads (for vinyl, cork or laminate flooring). Height added to table: 0.24". Add \$36/set.
<b>RG</b>	Glides with rubber pads (for vinyl, hardwood, laminate, stone or ceramic flooring). Height added to table: 0.16". Add \$36/set.

**SPECIFICATIONS**

- Specifications marked with an \* are applicable to only those products which have the\* symbol beside the product name.

**EXAMPLE DUET TABLE ORDER CODE:**

Duet stacking table, polypropylene surface in Shadow, clear polycarbonate glides

DTS1828P	-SHW	-CG
Model #	Surface finish	Glides

**Required specifications**

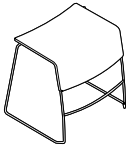
Top finish\*

**Optional specifications**

Glide option\*

STACKING TABLES      MODEL#      DIMENSIONS      FREIGHT CLASS      WT/LBS.      CUBIC FT.      LIST PRICE

D x W x H

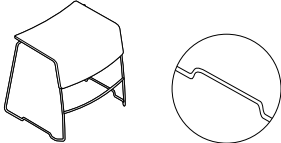


Stacking Table\*

DTS1828P	25 x 29 x 28	150	26	17.75	<b>\$545</b>
----------	--------------	-----	----	-------	--------------

One-piece polypropylene top and modesty with Chrome frame. Shipped fully assembled, 4 per carton.

- Price shown is per table. It is recommended to order in multiples of 4.
- Please be sure to select the appropriate glide (see previous page) for the flooring surface, as scratches could occur.
- Worksurface is 18"D x 28"W



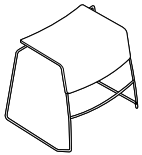
Stacking Table, Ganging Frame\*

DTS1828PG	25 x 30.75 x 28	150	26	17.75	<b>\$581</b>
-----------	-----------------	-----	----	-------	--------------

One-piece polypropylene top and modesty with Chrome ganging frame.

Shipped fully assembled, 4 per carton.

- Price shown is per table. It is recommended to order in multiples of 4.
- Please be sure to select the appropriate glide (see previous page) for the flooring surface, as scratches could occur.
- Worksurface is 18"D x 28"W



Stacking Table, 32" Wide\*

DTA1832P	25 x 33 x 28	150	26	17.75	<b>\$616</b>
----------	--------------	-----	----	-------	--------------

ADA (American with Disabilities Act) compliant. 33" wide. One-piece polypropylene top and modesty with Chrome frame. Underside clearance is 27.1"H (extra height if glides are selected). Stacks up to 5 high on floor only; dolly does not accommodate. Shipped fully assembled, 4 per carton.

- Price shown is per table. It is recommended to order in multiples of 4.
- Please be sure to select the appropriate glide (see previous page) for the flooring surface, as scratches could occur.
- Worksurface is 18"D x 32"W

DOLLY



Dolly

DTD20	29.5 x 63 x 38.5	250	50	21	<b>\$791</b>
-------	------------------	-----	----	----	--------------

For use with tables DTS1828P and DTS1828PG. Can stack up to 20 tables. Black only. Removable handle for storage. Shipped fully assembled in 1 carton.

## ERIN



**model GC36531**  
Armless Guest Chair,  
Metal Legs



**model GC36532**  
Guest Armchair,  
Wood Legs

### STANDARD FEATURES

- Erin offers a streamlined silhouette brimming with mid-century modern style.
- A rounded arch gently curves around and under the seat to give extra support to a user's upper back and sides, while creating an open clean-out space at the back of the cushion.
- The series is available to specify with two textiles, one for the seat cushion and one for the back, arms and front rail (see model image).
- For pricing, start with the base price and add both back/arms graded textile upcharge and the seat graded textile upcharge.
- Tapered legs add style and elegance.
- Legs are available in wood or metal painted/plated finishes (noted).
- The seat underside is sealed with a non-porous material to support housekeeping and infection control protocols.
- Additional improved cleaning options include sealed seams (back and/or seat) and moisture barrier (seat). Upcharges apply.
- Assembled with tamper-resistant fasteners for greater security.
- For added comfort, the seat cushions are standard with high density Ultracell foam.
- Glides are self-leveling. Choose from standard non-marking glides, rubber non-slip glides or felt glides (upcharges apply).
- The Globalcare warranty (for healthcare and 24/7 environments) applies for all Erin GC models when performance textiles are selected. Visit the website at [globalfurnituregroup.com/healthcare](http://globalfurnituregroup.com/healthcare).
- Global's standard lifetime warranty applies when approved standard Global textiles are selected.
- For alternate textile applications, contact Global specials. The Blended Textile matrix does not apply to this series.
- Shipped fully assembled.

### SUGGESTED APPLICATIONS

- Dining/Cafeteria
- Guest seating
- Lobbies
- Lounge/Waiting
- Patient rooms
- Resident rooms





### OPTIONAL FEATURES

Please add option codes in the following order:

- **Model number**  
**GC36530** Guest armless chair, wood legs  
**GC36531** Guest armless chair, metal legs  
**GC36532** Guest armchair, wood legs  
**GC36533** Guest armchair, metal legs
- **Back/Arm Textile**  
Specify textile code. See model grade upcharges.
- **Seat Textile**  
Specify textile code. See model grade upcharges.
- **Wood leg finish** (models GC36530 and GC36532)  
(**AAM**) Absolute (**ASM**) Night  
(**BKM**) Black (**NBM**) Noce Biondo  
(**ACM**) Cherry (**NGM**) Noce Grigio  
(**EOM**) English Oak (**NEM**) Noce Leggero  
(**ECM**) Espresso Cafe (**NMM**) Noce Medio  
(**TFM**) Fruitwood (**SBM**) Sandy Beach  
(**HGM**) Grey (**SKM**) Shaker Cherry  
(**AHM**) Honey (**TWM**) Walnut  
(**JOM**) Jet Onyx (**WTM**) WC Cream  
(**TMM**) Mahogany (**WHM**) White  
(**AVM**) Maple (**WCM**) Winter Cherry  
(**MWM**) Medium Walnut  
(**NLW**) Natural Walnut
- **Metal leg finish** (models GC36531 and GC36533)  
(**CHM**) Chrome (**TTU**) Tungsten  
(**TBL**) Black (**TKA**) Kalua  
(**TLA**) Latte (**TMO**) Mocha  
(**TSH**) Shadow (**TOA**) Toast
- **Glides**  
(**NM**) Non-marking glide. No upcharge  
(**RG**) Rubber, non-slip glide. Add \$64.  
(**FG**) Felt glide. Add \$64.
- **Sealed Back Seams** (Contact Customer Care for approved textiles)  
(**NBS**) No sealed back seams  
(**SBS**) Sealed back seams. Upcharges vary, see model.
- **Sealed Seat Seams** (Contact Customer Care for approved textiles)  
(**NSS**) No sealed seat seams  
(**SSS**) Sealed seat seams. Add \$22
- **Moisture Barrier** (Not available with Sealed Seams)  
(**NB**) No moisture barrier.  
(**MB**) Moisture barrier (seat only). Add \$117.

### EXAMPLE ERIN ORDER CODE:

GC36530	CE90	CE90	AAM	NM	NBS	NSS	NB
Model #	Seat/Arm textile	Seat textile	Leg finish	Glide	Sealed Back Seams	Sealed Seat Seams	Moisture Barrier

DESCRIPTION	MODEL#/ FEATURES	STANDARD TEXTILE GRADES											
		1/COM	2	3	4	5	6	7	8	9	10	11	12
 <p><b>Armless Guest Chair, Wood Legs</b> COM Yardage: Back/Arm: 1.75; Seat: 1 Freight Class: 250 Product Weight (lbs.): 32.5 Cubic Feet Per Carton: 13.25</p>	<b>GC36530</b> Base Price:	<b>\$1997</b>											
	Back/Arm upcharge:	<b>+0</b>	<b>+\$60</b>	<b>+\$106</b>	<b>+\$175</b>	<b>+\$271</b>	<b>+\$311</b>	<b>+\$394</b>	<b>+\$525</b>	<b>+\$623</b>	<b>+\$731</b>	<b>+\$953</b>	<b>+\$1188</b>
	Seat upcharge:	<b>+0</b>	<b>+\$34</b>	<b>+\$61</b>	<b>+\$100</b>	<b>+\$155</b>	<b>+\$178</b>	<b>+\$225</b>	<b>+\$300</b>	<b>+\$356</b>	<b>+\$417</b>	<b>+\$545</b>	<b>+\$679</b>
	<b>OVERALL DIMENSIONS</b>			<b>SEAT DIMENSIONS</b>			<b>BACK DIMENSIONS</b>						
		<b>W</b>	<b>D</b>	<b>H</b>	<b>W</b>	<b>D</b>	<b>H</b>	<b>W</b>	<b>H</b>				
	24	22.25	34	19	18	19	15	15.5					
	Active weight 350 lbs. Add \$52 for (SBS), \$22 for (SSS)												
 <p><b>Armless Guest Chair, Metal Legs</b> COM Yardage: Back/Arm: 1.75; Seat: 1 Freight Class: 250 Product Weight (lbs.): 34.5 Cubic Feet Per Carton: 13.25</p>	<b>GC36531</b> Base Price:	<b>\$1901</b>											
	Back/Arm upcharge:	<b>+0</b>	<b>+\$60</b>	<b>+\$106</b>	<b>+\$175</b>	<b>+\$271</b>	<b>+\$311</b>	<b>+\$394</b>	<b>+\$525</b>	<b>+\$623</b>	<b>+\$731</b>	<b>+\$953</b>	<b>+\$1188</b>
	Seat upcharge:	<b>+0</b>	<b>+\$34</b>	<b>+\$61</b>	<b>+\$100</b>	<b>+\$155</b>	<b>+\$178</b>	<b>+\$225</b>	<b>+\$300</b>	<b>+\$356</b>	<b>+\$417</b>	<b>+\$545</b>	<b>+\$679</b>
	<b>OVERALL DIMENSIONS</b>			<b>SEAT DIMENSIONS</b>			<b>BACK DIMENSIONS</b>						
		<b>W</b>	<b>D</b>	<b>H</b>	<b>W</b>	<b>D</b>	<b>H</b>	<b>W</b>	<b>H</b>				
	24	22.25	34	19	18	19	15	15.5					
	Active weight 350 lbs. Add \$52 for (SBS), \$22 for (SSS)												
 <p><b>Guest Armchair, Wood Legs</b> COM Yardage: Back/Arm: 1.75; Seat: 1 Freight Class: 250 Product Weight (lbs.): 33 Cubic Feet Per Carton: 13.25</p>	<b>GC36532</b> Base Price:	<b>\$1997</b>											
	Back/Arm upcharge:	<b>+0</b>	<b>+\$60</b>	<b>+\$106</b>	<b>+\$175</b>	<b>+\$271</b>	<b>+\$311</b>	<b>+\$394</b>	<b>+\$525</b>	<b>+\$623</b>	<b>+\$731</b>	<b>+\$953</b>	<b>+\$1188</b>
	Seat upcharge:	<b>+0</b>	<b>+\$34</b>	<b>+\$61</b>	<b>+\$100</b>	<b>+\$155</b>	<b>+\$178</b>	<b>+\$225</b>	<b>+\$300</b>	<b>+\$356</b>	<b>+\$417</b>	<b>+\$545</b>	<b>+\$679</b>
	<b>OVERALL DIMENSIONS</b>			<b>SEAT DIMENSIONS</b>			<b>BACK DIMENSIONS</b>						
		<b>W</b>	<b>D</b>	<b>H</b>	<b>W</b>	<b>D</b>	<b>H</b>	<b>W</b>	<b>H</b>				
	24	22	34.25	19	18.5	18.5	17	15.75					
	Active weight 350 lbs. Add \$55 for (SBS), \$22 for (SSS)												
 <p><b>Guest Armchair, Metal Legs</b> COM Yardage: Back/Arm: 1.75; Seat: 1 Freight Class: 250 Product Weight (lbs.): 35 Cubic Feet Per Carton: 13.25</p>	<b>GC36533</b> Base Price:	<b>\$1901</b>											
	Back/Arm upcharge:	<b>+0</b>	<b>+\$60</b>	<b>+\$106</b>	<b>+\$175</b>	<b>+\$271</b>	<b>+\$311</b>	<b>+\$394</b>	<b>+\$525</b>	<b>+\$623</b>	<b>+\$731</b>	<b>+\$953</b>	<b>+\$1188</b>
	Seat upcharge:	<b>+0</b>	<b>+\$34</b>	<b>+\$61</b>	<b>+\$100</b>	<b>+\$155</b>	<b>+\$178</b>	<b>+\$225</b>	<b>+\$300</b>	<b>+\$356</b>	<b>+\$417</b>	<b>+\$545</b>	<b>+\$679</b>
	<b>OVERALL DIMENSIONS</b>			<b>SEAT DIMENSIONS</b>			<b>BACK DIMENSIONS</b>						
		<b>W</b>	<b>D</b>	<b>H</b>	<b>W</b>	<b>D</b>	<b>H</b>	<b>W</b>	<b>H</b>				
	24	22	34.25	19	18.5	18.5	17	15.75					
	Active weight 350 lbs. Add \$55 for (SBS), \$22 for (SSS)												

MULTI-PURPOSE

FACTOR



Armless, Mesh Back  
5545NM



Armchair, Mesh Back, Casters  
5545AMC



For Factor task seating, see 36.

STANDARD FEATURES





- Factor, a value seating series with a full spectrum of mesh colors offering models to address multiple applications: task, management, conference and guest.
- The full series offers mesh back task and guest chair models with upholstered seats, with and without arms. Guest chairs are described below.
- Factor Guest mesh back frame is available in three colors with a flexible base connection adding the perfect balance of support and movement.
- Strong, nylon arms have a gently curved loop design. Arm color matches back frame color.
- The seat comfort is achieved with contoured, molded foam while the refined aesthetic is finished with an under-seat shroud matching the selected back frame color.
- The four-legged guest chairs are designed and constructed from durable steel tubing.
- Arm and armless chairs with and without glides or casters do not stack.
- Due to the flex back design, it is recommended the chair be positioned away from the wall for use.
- All models are standard with colored nylon glides **(ST)** in two finishes **(BLK)** Black or **(SND)** Sand. A variety of other glide options are available for various flooring types, including **(NM)** White non-marking, **(FG)** Felt, **(RG)** Rubber non-slip, and **(SG)** Steel cushioned. See Glide type for upcharges. See glide matrix for recommended glides by flooring type.
- Caster models are standard with **(DC)** 2" Black dual wheel carpet casters. Optional hard floor **(RC)** Black dual wheel casters are available with C114 wheels, with upcharge.
- Upholstery options: fabric, vinyl or leather.
- Factor guest models are designed to support 300 lb. capacity and are covered under Global's Limited Lifetime Warranty.

Please add option codes in the following order:

- Model Number**  
Specify model number  
5545AM Armchair with mesh back (glides)  
5545AMC Armchair with mesh back (casters)  
5545NM Armless chair with mesh back (glides)  
5545NMC Armless chair with mesh back (casters)
- Mesh Back** (Factor Mesh colors shown on website)  
**(P1)** Snow **(P2)** Sand  
**(P3)** Pewter **(P4)** Silver Grey  
**(P5)** Charcoal **(P6)** Black  
**(P8)** Mocha **(P9)** Eggplant  
**(Q1)** Buzz Blue **(Q2)** Poppy  
**(Q3)** Pumpkin **(Q4)** Lime
- Seat Textile**  
Specify textile code
- Back Frame and Arm Finish**  
**(BLK)** Black. No upcharge.  
**(IVC)** Cloud. Add \$57.  
**(SHW)** Shadow. Add \$57.
- Leg Finish**  
Painted finishes:  
**(TBL)** Black  
**(TSH)** Shadow  
**(TIV)** Cloud  
Plated finishes:  
**(CHM)** Chrome. Add \$45.
- Glide Type** (for four-leg glide models)  
**(ST)** Colored nylon glide for most floor surfaces (select color). No upcharge.  
**(NM)** White, non-marking nylon glide for most surfaces. No upcharge.  
**(SG)** Steel cushioned glide for carpeted surfaces. Add \$36.  
**(FG)** Felt glide for most hard floor surfaces. Add \$36.  
**(RG)** Rubber non-slip glide for most hard floor surfaces. Add \$36.
- Glide Color** (for ST colored glide type)  
**(BLK)** Black  
**(SND)** Sand
- Caster Type** (for four-leg caster models)  
**(DC)** 2" Black caster for carpeted surfaces  
**(RC)** 2" Black caster for most hard floor surfaces. Add \$53.
- Seat Moisture Barrier**  
**(NB)** No moisture barrier  
**(MB)** Moisture barrier. Add \$124.

EXAMPLE FACTOR ORDER CODE:

5545AM	P1	FU75	BLK	CHM	RC	NM	BLK	NB
Model #	Mesh finish	Seat textile	Back frame and arm finish	Leg finish	Caster type	Glide type	Glide color	Moisture barrier

DESCRIPTION	FEATURES	MODEL#	STANDARD TEXTILE GRADES											
			1/COM	2	3	4	5	6	7	8	9	10	11	12
 <p><b>Armchair, Mesh Back</b> COM Yardage: 1 Freight Class: 250 Product Weight (lbs.): 32.5 Cubic Feet Per Carton: 15.5</p>	5545AM	Does not stack.	\$670	\$704	\$730	\$768	\$821	\$847	\$895	\$973	\$1033	\$1100	\$1238	\$1385
			<b>OVERALL DIMENSIONS</b>			<b>SEAT DIMENSIONS</b>			<b>BACK DIMENSIONS</b>					
			<b>W</b>	<b>D</b>	<b>H</b>	<b>W</b>	<b>D</b>	<b>H</b>	<b>W</b>	<b>H</b>				
			24.5	23.5	33	20	16.5	17.5	17.5	15.25				
			<b>RTA 00</b>	1 per carton										
 <p><b>Armchair, Mesh Back, Casters</b> COM Yardage: 1 Freight Class: 250 Product Weight (lbs.): 30 Cubic Feet Per Carton: 13.75</p>	5545AMC	Does not stack.	\$770	\$803	\$829	\$867	\$920	\$946	\$994	\$1072	\$1132	\$1199	\$1337	\$1484
			<b>OVERALL DIMENSIONS</b>			<b>SEAT DIMENSIONS</b>			<b>BACK DIMENSIONS</b>					
			<b>W</b>	<b>D</b>	<b>H</b>	<b>W</b>	<b>D</b>	<b>H</b>	<b>W</b>	<b>H</b>				
			24.5	22.5	33	20	16.5	17.5	17.5	15.5				
			<b>RTA 00</b>	1 per carton										
 <p><b>Armless, Mesh Back</b> COM Yardage: 1 Freight Class: 300 Product Weight (lbs.): 27 Cubic Feet Per Carton: 13.75</p>	5545NM	Does not stack.	\$622	\$656	\$682	\$720	\$773	\$799	\$847	\$925	\$985	\$1052	\$1190	\$1337
			<b>OVERALL DIMENSIONS</b>			<b>SEAT DIMENSIONS</b>			<b>BACK DIMENSIONS</b>					
			<b>W</b>	<b>D</b>	<b>H</b>	<b>W</b>	<b>D</b>	<b>H</b>	<b>W</b>	<b>H</b>				
			20	23.5	33	20	16.5	17.5	17.5	15.5				
			<b>RTA 00</b>	1 per carton										
 <p><b>Armless, Mesh Back, Casters</b> COM Yardage: 1 Freight Class: 250 Product Weight (lbs.): 28 Cubic Feet Per Carton: 13.75</p>	5545NMC	Does not stack.	\$722	\$755	\$781	\$819	\$872	\$898	\$947	\$1024	\$1085	\$1152	\$1289	\$1437
			<b>OVERALL DIMENSIONS</b>			<b>SEAT DIMENSIONS</b>			<b>BACK DIMENSIONS</b>					
			<b>W</b>	<b>D</b>	<b>H</b>	<b>W</b>	<b>D</b>	<b>H</b>	<b>W</b>	<b>H</b>				
			20	22.5	33	20	16.5	17.5	17.5	15.5				
			<b>RTA 00</b>	1 per carton										

## FILE BUDDY™



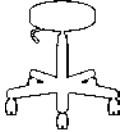
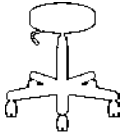
model 1105



model 1110 Shown with 25-400 Vertical File

### STANDARD FEATURES

- Standard with C65 casters.
- Shipped R.T.A. (Ready to assemble).
- Pneumatic. Black, five-legged, injection molded base.
- 14" diameter seat.
- Check textile availability prior to specifying upholstery material.

DESCRIPTION	FEATURES	MODEL#	STANDARD TEXTILE GRADES											
			1	2	3	4	5	6	7	8	9	10	11	12
 <p><b>Swivel Stool 5"</b> Pneumatic, 20" Base COM Yardage: 0.75 Freight Class: 150 Product Weight (lbs.): 14 Cubic Feet Per Carton: 2.9</p>		<b>1105</b>	\$441	\$472	\$494	\$530	\$577	\$602	\$636	\$718	\$754	\$828	\$930	\$1057
			<b>OVERALL DIMENSIONS</b>			<b>SEAT DIMENSIONS</b>			<b>BACK DIMENSIONS</b>					
			<b>W</b>	<b>D</b>	<b>H</b>	<b>W</b>	<b>D</b>	<b>H</b>	<b>W</b>	<b>H</b>				
			14	14	18.5	14	-	16.5-21.5	-	-				
			<b>RTA 1</b>	<b>FedEx</b>	<b>UPS</b>									
 <p><b>Swivel Stool 10"</b> Pneumatic, 22" Base COM Yardage: 0.75 Freight Class: 150 Product Weight (lbs.): 14 Cubic Feet Per Carton: 2.9</p>		<b>1110</b>	\$517	\$544	\$568	\$606	\$650	\$676	\$710	\$791	\$828	\$902	\$1005	\$1133
			<b>OVERALL DIMENSIONS</b>			<b>SEAT DIMENSIONS</b>			<b>BACK DIMENSIONS</b>					
			<b>W</b>	<b>D</b>	<b>H</b>	<b>W</b>	<b>D</b>	<b>H</b>	<b>W</b>	<b>H</b>				
			14	14	18.5	14	-	22.5-32.5	-	-				
			<b>RTA 1</b>	<b>FedEx</b>	<b>UPS</b>									

FLAP™



Folding Chair  
model 6775

STANDARD FEATURES

- A modern design, high quality, lightweight, all polymer folding chair intended for use indoors or outdoors. Products must be stored inside during extreme and inclement weather. See Global's Outdoor Furniture warranty for additional information.
- Weather resistant, UV resistant, stain resistant, 100% non-ferrous, and recyclable design that is 1:10 bleach solution cleanable.
- Chair legs are equipped with clear non-marking glides as standard. Suitable for outdoor environments, carpet and hard surface flooring
- Chairs are stocked in 2 colors: Alloy (**ALY**) and Milk (**MLK**)
- No upholstery options available
- Rated to 275 lbs.
- Single chair folds flat to 2.2" (55 mm).
- Flap achieves its strength and durability using glass filled polymer. Evidence of this material may be visible on the surface and is often more evident in darker colors.
- All Flap products are only available through Global's InStock program. Contact CustomerCare for lead times and quotation for quantities beyond InStock inventory.
- Two Flap Wall Hooks, sold individually, support either one (6776S) or two (6776) folded Flap chairs. Mounting hardware not included. Recommended mounting into stud. These Milk (**MLK**) colored plastic hooks mount on walls or inside closets and wardrobe cabinets providing easy access to extra seating.


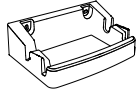

- A single chair and hook require 3.7" (94 mm) minimum clearance from wall. Two adhesive wall bumpers are provided in box, recommended for use when mounting behind doors. Two chairs and hook require 7.3" (185 mm) minimum clearance from wall. Wall bumpers not included.
- Flap Ganging Brackets (6778) are sold 12 to a box. These translucent, frosted plastic brackets attach across two adjacent chairs, just above or below the seat to provide temporary ganging for organized events.
- The Flap Dolly (6777), ordered separately, supports up to 24 chairs folded and stacked flat. Includes strap to secure chairs for storage and transport.
- Flap achieves its strength and durability using glass filled polymer. Evidence of this material may be visible on the surface and is often more evident in darker colors.


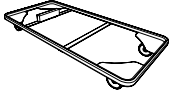
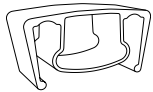
Please add option codes in the following order

- **Model number**  
6775 Folding Chair  
6776 Wall Hook, Two Chairs  
6776S Wall Hook, Single Chair  
6777 Dolly  
6778 Ganging Brackets
- **Chair Color**  
(ALY) Alloy  
(MLK) Milk

EXAMPLE OF FLAP ORDER CODE:

6775	ALY
Model Number	Finish

DESCRIPTION	FEATURES	MODEL#	STANDARD TEXTILE GRADES											
			1	2	3	4	5	6	7	8	9	10	11	12
 <p><b>Folding Chair</b> COM Yardage: N/A Freight Class: 100 Product Weight (lbs.): 13.5 Cubic Feet Per Carton: 1.6</p>	<p>Shipped 2 per box. Ordered as each.</p>	<p><b>6775</b></p>	226											
			<b>OVERALL DIMENSIONS</b>			<b>SEAT DIMENSIONS</b>			<b>BACK DIMENSIONS</b>					
			<b>W</b>	<b>D</b>	<b>H</b>	<b>W</b>	<b>D</b>	<b>H</b>	<b>W</b>	<b>H</b>				
			19	21.5	33.5	16	16.5	18.5	18.5	16				
			<b>RTA 00</b>		<b>FedEx</b>	2 per carton (pricing and specifications are for one chair)								
 <p><b>Flap Wall Hook, Two Chairs</b> COM Yardage: N/A Freight Class: 70 Product Weight (lbs.): 0.75 Cubic Feet Per Carton: 0.2</p>		<p><b>6776</b></p>	57											
			<b>OVERALL DIMENSIONS</b>			<b>SEAT DIMENSIONS</b>			<b>BACK DIMENSIONS</b>					
			<b>W</b>	<b>D</b>	<b>H</b>	<b>W</b>	<b>D</b>	<b>H</b>	<b>W</b>	<b>H</b>				
			9	6	2.75									
			<b>RTA 00</b>		<b>FedEx</b> 	1 per carton								

DESCRIPTION	FEATURES	MODEL#	STANDARD TEXTILE GRADES																			
			1	2	3	4	5	6	7	8	9	10	11	12								
 <p><b>Flap Wall Hook, Single Chair</b>                      COM Yardage: N/A                      Freight Class: 70                      Product Weight (lbs.): 0.06                      Cubic Feet Per Carton: 0.03</p>		<b>6776S</b>	57																			
		<b>OVERALL DIMENSIONS</b>			<b>SEAT DIMENSIONS</b>			<b>BACK DIMENSIONS</b>														
		W D H			W D H			W H														
		8.5 3.67 2.21																				
			<div style="display: flex; justify-content: space-between; align-items: center;"> <span>RTA 00</span> <span>FedEx ups</span> <span>1 per carton</span> </div>																			
 <p><b>Dolly for Flap Folding Chairs</b>                      COM Yardage: N/A                      Freight Class: 150                      Product Weight (lbs.): 23                      Cubic Feet Per Carton: 4.5</p>	Holds up to 24 Flap folded chairs. Includes tether strap.	<b>6777</b>	648																			
		<b>OVERALL DIMENSIONS</b>			<b>SEAT DIMENSIONS</b>			<b>BACK DIMENSIONS</b>														
		W D H			W D H			W H														
		20.75 44 5.25																				
			<div style="display: flex; justify-content: space-between; align-items: center;"> <span>RTA 00</span> <span>FedEx ups</span> <span>1 per carton</span> </div>																			
 <p><b>Flap Ganging Bracket (box of 12)</b>                      COM Yardage: N/A                      Freight Class: 70                      Product Weight (lbs.): 0.29                      Cubic Feet Per Carton: 0.03</p>		<b>6778</b>	199																			
		<b>OVERALL DIMENSIONS</b>			<b>SEAT DIMENSIONS</b>			<b>BACK DIMENSIONS</b>														
		W D H			W D H			W H														
		0 0 0																				
			<div style="display: flex; justify-content: space-between; align-items: center;"> <span>RTA 00</span> <span>FedEx ups</span> <span>12 per carton (pricing and specifications are for box of 12)</span> </div>																			

ISLANDS™



model 4075



model 4076








Leather upholstered seat and back additional stitch detail shown.

STANDARD FEATURES

- Islands offers wood guest seating with contemporary styling.
- Offered in two styles; Upholstered back pad or Horizontal wood slat.
- Check textile availability prior to specifying upholstery material.
- When upholstered in Leather, there are additional stitching details with a seam across the middle of the back and two seams on the seat.
- Does not stack.

OPTIONAL FEATURES

- Frame available in Absolute (AAM), Black (BKM), Cherry (ACM), Espresso Cafe (ECM), English Oak (EOM), Fruitwood (TFM), Gray (HGM), Honey (AHM), Mahogany (TMM), Maple (AVM), Medium Walnut (MWM), Natural Walnut (NLW), Night (ASM), Noce Biondo (NBM), Noce Grigio (NGM), Noce Leggero (NEM), Noce Medio (NMM), Shaker Cherry (SKM), Walnut (TWM), WC Cream (WTM), White (WHM) and Winter Cherry (WCM). Please Specify. Genuine maple faced veneers and solids are used.

DESCRIPTION	FEATURES	MODEL#	STANDARD TEXTILE GRADES													
			1	2	3	4	5	6	7	8	9	10	11	12		
 <p><b>4075</b></p> <p><b>Armchair</b> Upholstered back. COM Yardage: 1.5 Freight Class: 300 Product Weight (lbs.): 25 Cubic Feet Per Carton: 13.25</p>	<p>Does not stack.</p> <p>Ergonomic Features: M, N</p>	<p><b>4075</b></p>	\$1016	\$1076	\$1121	\$1184	\$1278	\$1322	\$1406	\$1540	\$1643	\$1759	\$1997	\$2249		
			<b>OVERALL DIMENSIONS</b>			<b>SEAT DIMENSIONS</b>			<b>BACK DIMENSIONS</b>							
			<b>W</b>	<b>D</b>	<b>H</b>	<b>W</b>	<b>D</b>	<b>H</b>	<b>W</b>	<b>H</b>						
			24.5	23.5	32	20.5	18	18.5	19	13						
 <p><b>4076</b></p> <p><b>Armchair</b> Horizontal wood slat back. COM Yardage: 1 Freight Class: 300 Product Weight (lbs.): 25 Cubic Feet Per Carton: 13.25</p>	<p>Does not stack.</p> <p>Ergonomic Features: M, N</p>	<p><b>4076</b></p>	\$1078	\$1119	\$1149	\$1191	\$1255	\$1285	\$1340	\$1431	\$1497	\$1575	\$1733	\$1900		
			<b>OVERALL DIMENSIONS</b>			<b>SEAT DIMENSIONS</b>			<b>BACK DIMENSIONS</b>							
			<b>W</b>	<b>D</b>	<b>H</b>	<b>W</b>	<b>D</b>	<b>H</b>	<b>W</b>	<b>H</b>						
			24.5	23.5	32	20.5	18	18.5	19	13						
																

LAYNE™



model 8520T







model 8525T


STANDARD FEATURES

- Layne offers classic styling and value in a finely crafted wood framed side chair series.
- Frame construction is beechwood.
- Legs are equipped with White non-marking polypropylene glides. Suitable for both carpet and hard surface flooring.
- Offered in four back styles; Fully Upholstered, Picture Frame or Vertical Wood Slat.
- Check textile availability prior to specifying upholstery material.
- Does not stack.

OPTIONAL FEATURES

- Wood frames are available in Absolute (AAM), Black (BKM), Cherry (ACM), Espresso Cafe (ECM), English Oak (EOM), Fruitwood (TFM), Gray (HGM), Honey (AHM), Mahogany (TMM), Maple (AVM), Medium Walnut (MWM), Natural Walnut (NLW), Night (ASM), Noce Biondo (NBM), Noce Grigio (NGM), Noce Leggero (NEM), Noce Medio (NMM), Shaker Cherry (SKM), Walnut (TWM), WC Cream (WTM), White (WHM) and Winter Cherry (WCM). Please Specify.

DESCRIPTION	FEATURES	MODEL#	STANDARD TEXTILE GRADES												
			1	2	3	4	5	6	7	8	9	10	11	12	
 <p><b>Armless Upholstered Side Chair</b> COM Yardage: 1 Freight Class: 300 Product Weight (lbs.): 21 Cubic Feet Per Carton: 13.25</p>	<p>Does not stack.</p> <p>Ergonomic Features: M, N</p>	8520T	\$911	\$960	\$995	\$1047	\$1124	\$1149	\$1216	\$1339	\$1399	\$1514	\$1671	\$1867	
			<b>OVERALL DIMENSIONS</b>			<b>SEAT DIMENSIONS</b>			<b>BACK DIMENSIONS</b>						
			<b>W</b>	<b>D</b>	<b>H</b>	<b>W</b>	<b>D</b>	<b>H</b>	<b>W</b>	<b>H</b>					
			22.75	24	33	20	18.25	18	17.5	14					
			<b>RTA 00</b>												
 <p><b>Fully Upholstered Armchair</b> COM Yardage: 2.25 Freight Class: 300 Product Weight (lbs.): 22 Cubic Feet Per Carton: 13.25</p>	<p>Does not stack</p> <p>Ergonomic Features: M, N</p>	8521T	\$982	\$1076	\$1150	\$1261	\$1418	\$1492	\$1633	\$1860	\$2035	\$2228	\$2628	\$3055	
			<b>OVERALL DIMENSIONS</b>			<b>SEAT DIMENSIONS</b>			<b>BACK DIMENSIONS</b>						
			<b>W</b>	<b>D</b>	<b>H</b>	<b>W</b>	<b>D</b>	<b>H</b>	<b>W</b>	<b>H</b>					
			22.75	24	33	20	18.25	18	17.5	14					
			<b>RTA 00</b>												
 <p><b>Picture Frame Armchair</b> COM Yardage: 1.25 Freight Class: 300 Product Weight (lbs.): 22 Cubic Feet Per Carton: 13.25</p>	<p>Does not stack</p> <p>Ergonomic Features: M, N</p>	8522T	\$1110	\$1150	\$1178	\$1220	\$1278	\$1300	\$1355	\$1450	\$1500	\$1592	\$1718	\$1873	
			<b>OVERALL DIMENSIONS</b>			<b>SEAT DIMENSIONS</b>			<b>BACK DIMENSIONS</b>						
			<b>W</b>	<b>D</b>	<b>H</b>	<b>W</b>	<b>D</b>	<b>H</b>	<b>W</b>	<b>H</b>					
			22.75	24	33	20	18.25	18	17.5	14					
			<b>RTA 00</b>												
 <p><b>Upholstered Armchair</b> COM Yardage: 1 Freight Class: 300 Product Weight (lbs.): 22 Cubic Feet Per Carton: 13.25</p>	<p>Does not stack</p> <p>Ergonomic Features: M, N</p>	8525T	\$1037	\$1087	\$1122	\$1178	\$1257	\$1285	\$1351	\$1483	\$1546	\$1664	\$1831	\$2033	
			<b>OVERALL DIMENSIONS</b>			<b>SEAT DIMENSIONS</b>			<b>BACK DIMENSIONS</b>						
			<b>W</b>	<b>D</b>	<b>H</b>	<b>W</b>	<b>D</b>	<b>H</b>	<b>W</b>	<b>H</b>					
			22.75	24	33	20	18.25	18	17.5	14					
			<b>RTA 00</b>												

DESCRIPTION	FEATURES	MODEL#	STANDARD TEXTILE GRADES													
			1	2	3	4	5	6	7	8	9	10	11	12		
 <p><b>Vertical Wood Slat Armchair</b>            COM Yardage: 1            Freight Class: 300            Product Weight (lbs.): 22            Cubic Feet Per Carton: 13.25</p>	Does not stack.  Ergonomic Features: M, N	<b>8526T</b>	\$1077	\$1114	\$1142	\$1185	\$1243	\$1271	\$1325	\$1410	\$1474	\$1549	\$1699	\$1859		
		<b>OVERALL DIMENSIONS</b> <b>W    D    H</b>			<b>SEAT DIMENSIONS</b> <b>W    D    H</b>			<b>BACK DIMENSIONS</b> <b>W    H</b>								
			22.75	24	33	20	18.25	18	17.5	14						
						<b>RTA 00</b>										

LITE



model 5940



model 5944



Closed Loop Arms.



model 5945



model 5951C



STANDARD FEATURES

















- Lite is a modern series inspired by classic designs.
- Arms are standard in cantilevered or closed loop. Both are made from fiberglass reinforced nylon, available in Black only.
- Frame is heavy duty, equipped with Sytex™ high-strength polyester webbing suspension system for extra comfort.
- Cantilever frame models are 1" diameter 12 gauge tubular steel.
- Four legged frames are 1" diameter 12 gauge tubular steel front legs and 7/8" diameter 14 gauge tubular steel rear legs, depending on the model.
- Glides are non-marking polypropylene (NM) suitable for both carpet and hard surface flooring.
- All models are rated for active user load of 300 lbs. per seat.
- Dual wheel carpet casters (C82) are standard on caster models.
- Check textile availability prior to specifying upholstery material.








OPTIONAL FEATURES


- Mesh models are available in any of the 24 standard Vue Mesh colors. Seat and back will be the same color mesh. Specify color: Sandy Beach (VU10), Dessert Sand (VU11), Orange Sunset (VU12), Chocolate Fountain (VU13), Artic Blue (VU14), Quarry Grey (VU15), Tidal Wave (VU16), Ivy Moss (VU17), Red Rose (VU18), Black (VU19), White (VU20), Lime (VU21), Chartreuse (VU23), Pool Blue (VU26), Sky (VU28), Primary Blue (VU32), Tangerine (VU34), Paprika (VU37), Grain (VU40), Yellow (VU43), Silver Grey (VU55), Silver (VU63), Hot Pink (VU65) and Red Mittens (VU70)
- A selection of glide options is available for four-legged chairs (models 5940, 5941, 5942, 5950, 5951 and 5952). Glides must be chosen to best suit flooring type and site conditions.
- Glides with felt pads (FG) are available for vinyl sheet, cork or laminate flooring, please specify. Add \$64.
- Glides with rubber pads (RG) are available for vinyl, hardwood, laminate, stone or ceramic flooring, please specify. Add \$64.
- For hard floor surface flooring casters please specify C9R, add \$104.
- **Frame finish**  


(TBL) Black	(TBZ) Buzz Blue
(TCC) Cactus	(TCR) Carrot
(TDJ) Dijon	(TDW) Designer White
(TEG) Eggplant	(TFO) Fog
(TFR) Frost	(TIN) Ink
(TIV) Cloud	(TKA) Kalua
(TLA) Latte	(TMO) Mocha
(TOA) Toast	(TNE) Nevada
(TSH) Shadow	(TSN) Sand
(TSR) Scarlet	(TTU) Tungsten
- (CHM) Chrome. Add \$106  
 (BCH) Brushed Chrome. Add \$113 for four-legged frame. Add \$240 for cantilever frame. Please Specify.


DESCRIPTION	FEATURES	MODEL#	STANDARD TEXTILE GRADES												
			1	2	3	4	5	6	7	8	9	10	11	12	
 <p><b>Four-legged Frame Armless</b>                      COM Yardage: N/A                      Freight Class: 150                      Product Weight (lbs.): 26                      Cubic Feet Per Carton: 12.5</p>	Does not stack.	5940	\$846												
					<b>OVERALL DIMENSIONS</b>			<b>SEAT DIMENSIONS</b>			<b>BACK DIMENSIONS</b>				
					<b>W</b>	<b>D</b>	<b>H</b>	<b>W</b>	<b>D</b>	<b>H</b>	<b>W</b>	<b>H</b>			
					21.75	24.75	34.25	20	17	19	16	19			
			<b>RTA 00</b>												
 <p><b>Four-legged Frame Armless w/Casters</b>                      COM Yardage: N/A                      Freight Class: 150                      Product Weight (lbs.): 26                      Cubic Feet Per Carton: 12.5</p>	Does not stack.	5940C	\$977												
					<b>OVERALL DIMENSIONS</b>			<b>SEAT DIMENSIONS</b>			<b>BACK DIMENSIONS</b>				
					<b>W</b>	<b>D</b>	<b>H</b>	<b>W</b>	<b>D</b>	<b>H</b>	<b>W</b>	<b>H</b>			
					21.75	24.75	34.25	20	17	19	16	19			
			<b>RTA 00</b>												


DESCRIPTION	FEATURES	MODEL#	STANDARD TEXTILE GRADES											
			1	2	3	4	5	6	7	8	9	10	11	12
 <p><b>Four-legged Frame w/Cantilever Arms</b> COM Yardage: N/A Freight Class: 150 Product Weight (lbs.): 29 Cubic Feet Per Carton: 13.75</p>	Does not stack.	5941	\$972											
			OVERALL DIMENSIONS			SEAT DIMENSIONS			BACK DIMENSIONS					
			W	D	H	W	D	H	W	H				
			24	25.5	34.25	20	17	19	16	19				
			  											
 <p><b>Four-legged Frame w/Cantilever Arms &amp; Casters</b> COM Yardage: N/A Freight Class: 150 Product Weight (lbs.): 29 Cubic Feet Per Carton: 13.75</p>	Does not stack.	5941C	\$1104											
			OVERALL DIMENSIONS			SEAT DIMENSIONS			BACK DIMENSIONS					
			W	D	H	W	D	H	W	H				
			24	25.5	34.25	20	17	19	16	19				
			  											
 <p><b>Four-legged Frame w/ Loop Arms</b> COM Yardage: N/A Freight Class: 150 Product Weight (lbs.): 29 Cubic Feet Per Carton: 13.75</p>	Does not stack.	5942	\$972											
			OVERALL DIMENSIONS			SEAT DIMENSIONS			BACK DIMENSIONS					
			W	D	H	W	D	H	W	H				
			23.75	25.5	34.25	20	17	19	16	19				
			  											
 <p><b>Four-legged Frame w/ Loop Arms &amp; Casters</b> COM Yardage: N/A Freight Class: 150 Product Weight (lbs.): 29 Cubic Feet Per Carton: 13.75</p>	Does not stack.	5942C	\$1104											
			OVERALL DIMENSIONS			SEAT DIMENSIONS			BACK DIMENSIONS					
			W	D	H	W	D	H	W	H				
			23.75	25.5	34.25	20	17	19	16	19				
														
 <p><b>Cantilever Frame Armless</b> COM Yardage: N/A Freight Class: 150 Product Weight (lbs.): 27 Cubic Feet Per Carton: 12.5</p>	Does not stack.	5943	\$916											
			OVERALL DIMENSIONS			SEAT DIMENSIONS			BACK DIMENSIONS					
			W	D	H	W	D	H	W	H				
			21.75	23.5	34.25	20	17	19	16	19				
														


DESCRIPTION	FEATURES	MODEL#	STANDARD TEXTILE GRADES												
			1	2	3	4	5	6	7	8	9	10	11	12	
 <p><b>Cantilever Frame w/Cantilever Arms</b> COM Yardage: N/A Freight Class: 150 Product Weight (lbs.): 35 Cubic Feet Per Carton: 13.75</p>	Does not stack.	5944	\$1042												
		<b>OVERALL DIMENSIONS</b>			<b>SEAT DIMENSIONS</b>			<b>BACK DIMENSIONS</b>							
		<b>W</b>	<b>D</b>	<b>H</b>	<b>W</b>	<b>D</b>	<b>H</b>	<b>W</b>	<b>H</b>						
		24	23.5	34.25	20	17	19	16	19						
		<b>RTA 00</b>													
 <p><b>Cantilever Frame w/Loop Arms</b> COM Yardage: N/A Freight Class: 150 Product Weight (lbs.): 35 Cubic Feet Per Carton: 13.75</p>	Does not stack.	5945	\$1042												
		<b>OVERALL DIMENSIONS</b>			<b>SEAT DIMENSIONS</b>			<b>BACK DIMENSIONS</b>							
		<b>W</b>	<b>D</b>	<b>H</b>	<b>W</b>	<b>D</b>	<b>H</b>	<b>W</b>	<b>H</b>						
		23.75	23.5	34.25	20	17	19	16	19						
		<b>RTA 00</b>  													
 <p><b>Upholstered Four-legged Frame Armless</b> COM Yardage: 1.50 Freight Class: 150 Product Weight (lbs.): 26 Cubic Feet Per Carton: 12.5</p>	Does not stack.	5950	\$700	\$767	\$812	\$884	\$984	\$1033	\$1126	\$1272	\$1383	\$1510	\$1770	\$2045	
		<b>OVERALL DIMENSIONS</b>			<b>SEAT DIMENSIONS</b>			<b>BACK DIMENSIONS</b>							
		<b>W</b>	<b>D</b>	<b>H</b>	<b>W</b>	<b>D</b>	<b>H</b>	<b>W</b>	<b>H</b>						
		21.75	24.75	34.25	20	17	19	16	19						
		<b>RTA 00</b>													
 <p><b>Upholstered Four-legged Frame Armless w/Casters</b> COM Yardage: 1.50 Freight Class: 150 Product Weight (lbs.): 26 Cubic Feet Per Carton: 12.5</p>	Does not stack.	5950C	\$833	\$900	\$945	\$1017	\$1117	\$1166	\$1259	\$1405	\$1516	\$1643	\$1903	1362	
		<b>OVERALL DIMENSIONS</b>			<b>SEAT DIMENSIONS</b>			<b>BACK DIMENSIONS</b>							
		<b>W</b>	<b>D</b>	<b>H</b>	<b>W</b>	<b>D</b>	<b>H</b>	<b>W</b>	<b>H</b>						
		21.75	24.75	34.25	20	17	19	16	19						
		<b>RTA 00</b>													
 <p><b>Upholstered Four-legged Frame w/Cantilever Arms</b> COM Yardage: 1.50 Freight Class: 150 Product Weight (lbs.): 29 Cubic Feet Per Carton: 13.75</p>	Does not stack.	5951	\$822	\$889	\$934	\$1006	\$1106	\$1155	\$1248	\$1394	\$1505	\$1632	\$1892	1357	
		<b>OVERALL DIMENSIONS</b>			<b>SEAT DIMENSIONS</b>			<b>BACK DIMENSIONS</b>							
		<b>W</b>	<b>D</b>	<b>H</b>	<b>W</b>	<b>D</b>	<b>H</b>	<b>W</b>	<b>H</b>						
		24	25.5	34.25	20	17	19	16	19						
		<b>RTA 00</b>													


DESCRIPTION	FEATURES	MODEL#	STANDARD TEXTILE GRADES											
			1	2	3	4	5	6	7	8	9	10	11	12
 <p><b>Upholstered Four-legged Frame w/Cantilever Arms &amp; Casters</b>                      COM Yardage: 1.50                      Freight Class: 150                      Product Weight (lbs.): 29                      Cubic Feet Per Carton: 13.75</p>	Does not stack.	<b>5951C</b>	\$957	\$1024	\$1069	\$1141	\$1241	\$1290	\$1383	\$1529	\$1640	\$1767	\$2027	1439
		<b>OVERALL DIMENSIONS</b>			<b>SEAT DIMENSIONS</b>			<b>BACK DIMENSIONS</b>						
		<b>W</b>	<b>D</b>	<b>H</b>	<b>W</b>	<b>D</b>	<b>H</b>	<b>W</b>	<b>H</b>					
		24	25.5	34.25	20	17	19	16	19					
			<b>RTA 00</b>											

DESCRIPTION	FEATURES	MODEL#	STANDARD TEXTILE GRADES											
			1	2	3	4	5	6	7	8	9	10	11	12
 <p><b>Upholstered Four-legged Frame w/Loop Arms</b>                      COM Yardage: 1.50                      Freight Class: 150                      Product Weight (lbs.): 29                      Cubic Feet Per Carton: 13.75</p>	Does not stack.	<b>5952</b>	\$822	\$889	\$934	\$1006	\$1106	\$1155	\$1248	\$1394	\$1505	\$1632	\$1892	1357
		<b>OVERALL DIMENSIONS</b>			<b>SEAT DIMENSIONS</b>			<b>BACK DIMENSIONS</b>						
		<b>W</b>	<b>D</b>	<b>H</b>	<b>W</b>	<b>D</b>	<b>H</b>	<b>W</b>	<b>H</b>					
		23.75	25.5	34.25	20	17	19	16	19					
			<b>RTA 00</b>											

DESCRIPTION	FEATURES	MODEL#	STANDARD TEXTILE GRADES											
			1	2	3	4	5	6	7	8	9	10	11	12
 <p><b>Upholstered Four-legged Frame w/Loop Arms &amp; Casters</b>                      COM Yardage: 1.50                      Freight Class: 150                      Product Weight (lbs.): 29                      Cubic Feet Per Carton: 13.75</p>	Does not stack.	<b>5952C</b>	\$957	\$1024	\$1069	\$1141	\$1241	\$1290	\$1383	\$1529	\$1640	\$1767	\$2027	1439
		<b>OVERALL DIMENSIONS</b>			<b>SEAT DIMENSIONS</b>			<b>BACK DIMENSIONS</b>						
		<b>W</b>	<b>D</b>	<b>H</b>	<b>W</b>	<b>D</b>	<b>H</b>	<b>W</b>	<b>H</b>					
		23.75	25.5	34.25	20	17	19	16	19					
			<b>RTA 00</b>											

DESCRIPTION	FEATURES	MODEL#	STANDARD TEXTILE GRADES											
			1	2	3	4	5	6	7	8	9	10	11	12
 <p><b>Upholstered Cantilever Frame Armless</b>                      COM Yardage: 1.50                      Freight Class: 150                      Product Weight (lbs.): 27                      Cubic Feet Per Carton: 12.5</p>	Does not stack.	<b>5953</b>	\$766	\$833	\$878	\$950	\$1050	\$1099	\$1192	\$1338	\$1449	\$1576	\$1836	1323
		<b>OVERALL DIMENSIONS</b>			<b>SEAT DIMENSIONS</b>			<b>BACK DIMENSIONS</b>						
		<b>W</b>	<b>D</b>	<b>H</b>	<b>W</b>	<b>D</b>	<b>H</b>	<b>W</b>	<b>H</b>					
		21.75	23.5	34.25	20	17	19	16	19					
			<b>RTA 00</b>											

DESCRIPTION	FEATURES	MODEL#	STANDARD TEXTILE GRADES											
			1	2	3	4	5	6	7	8	9	10	11	12
 <p><b>Upholstered Cantilever Frame w/Cantilever Arms</b>                      COM Yardage: 1.50                      Freight Class: 150                      Product Weight (lbs.): 35                      Cubic Feet Per Carton: 13.75</p>	Does not stack.	<b>5954</b>	\$894	\$961	\$1006	\$1078	\$1178	\$1227	\$1320	\$1466	\$1577	\$1704	\$1964	\$2239
		<b>OVERALL DIMENSIONS</b>			<b>SEAT DIMENSIONS</b>			<b>BACK DIMENSIONS</b>						
		<b>W</b>	<b>D</b>	<b>H</b>	<b>W</b>	<b>D</b>	<b>H</b>	<b>W</b>	<b>H</b>					
		24	23.5	34.25	20	17	19	16	19					
			<b>RTA 00</b>											

DESCRIPTION	FEATURES	MODEL#	STANDARD TEXTILE GRADES												
			1	2	3	4	5	6	7	8	9	10	11	12	
 <p><b>Upholstered Cantilever Frame w/Loop Arms</b>                      COM Yardage: 1.50                      Freight Class: 150                      Product Weight (lbs.): 35                      Cubic Feet Per Carton: 13.75</p>	Does not stack.	<b>5955</b>	\$894	\$961	\$1006	\$1078	\$1178	\$1227	\$1320	\$1466	\$1577	\$1704	\$1964	1400	
		OVERALL DIMENSIONS			SEAT DIMENSIONS			BACK DIMENSIONS							
		W	D	H	W	D	H	W	H						
23.75	23.5	34.25	20	17	19	16	19								
			<b>RTA 00</b>												

MARCHE™



model 8624 (BCH)



model 8621 (CH)

STANDARD FEATURES








- A contemporary wood seating series.
- Legs are standard in Black with Black non-marking glides.
- Does not stack.
- Check textile availability prior to specifying upholstery material.






OPTIONAL FEATURES

- Wood backs are available in Absolute (AAM), Black (BKM), Cherry (ACM), English Oak (EOM), Espresso Cafe (ECM), Fruitwood (TFM), Gray (HGM), Honey (AHM), Mahogany (TMM), Maple (AVM), Medium Walnut (MWM), Night (ASM),

Noce Biondo (NBM), Noce Grigio (NGM), Noce Leggero (NEM), Noce Medio (NMM), Shaker Cherry (SKM), Walnut (TWM), WC Cream (WTM), White (WHM) and Winter Cherry (WCM). Please Specify.

- Optional finishes are available at an upcharge. For models 8621, 8622 or 8624 add \$100 for Chrome (CHM) or Brushed Chrome (BCH), Add \$69 for Tungsten (TTU). For models 8621S, 8622S or 8624S add \$132 for Chrome (CHM) or Brushed Chrome (BCH), Add \$94 for Tungsten (TTU).

DESCRIPTION	FEATURES	MODEL#	STANDARD TEXTILE GRADES											
			1	2	3	4	5	6	7	8	9	10	11	12
 <p><b>Side Chair</b> Open wood back COM Yardage: 1 Freight Class: 250 Product Weight (lbs.): 18.1 Cubic Feet Per Carton: 11.25</p>	Does not stack.	8621	\$1248	\$1288	\$1319	\$1365	\$1429	\$1458	\$1518	\$1611	\$1683	\$1763	\$1928	\$2103
			<b>OVERALL DIMENSIONS</b>			<b>SEAT DIMENSIONS</b>			<b>BACK DIMENSIONS</b>					
			<b>W</b>	<b>D</b>	<b>H</b>	<b>W</b>	<b>D</b>	<b>H</b>	<b>W</b>	<b>H</b>				
	20	21	31.5	19	16.5	19	20	13.5						
			 											
 <p><b>Side Chair</b> Closed Upholstered Wood back COM Yardage: 2.25 Freight Class: 250 Product Weight (lbs.): 22.05 Cubic Feet Per Carton: 11.25</p>	Does not stack.	8622	\$1259	\$1367	\$1402	\$1455	\$1530	\$1557	\$1621	\$1747	\$1804	\$1920	\$2077	\$2273
			<b>OVERALL DIMENSIONS</b>			<b>SEAT DIMENSIONS</b>			<b>BACK DIMENSIONS</b>					
			<b>W</b>	<b>D</b>	<b>H</b>	<b>W</b>	<b>D</b>	<b>H</b>	<b>W</b>	<b>H</b>				
	20	21	31.5	19	16.5	19	20	13.5						
														
 <p><b>Side Chair</b> Closed Wood Back COM Yardage: 1 Freight Class: 250 Product Weight (lbs.): 20.22 Cubic Feet Per Carton: 11.25</p>	Does not stack.	8624	\$1248	\$1288	\$1319	\$1365	\$1429	\$1458	\$1518	\$1611	\$1683	\$1763	\$1928	\$2103
			<b>OVERALL DIMENSIONS</b>			<b>SEAT DIMENSIONS</b>			<b>BACK DIMENSIONS</b>					
			<b>W</b>	<b>D</b>	<b>H</b>	<b>W</b>	<b>D</b>	<b>H</b>	<b>W</b>	<b>H</b>				
	20	21	31.5	19	16.5	19	20	13.5						
														
 <p><b>Counter Stool</b> Open Wood Back COM Yardage: 1 Freight Class: 300 Product Weight (lbs.): 32 Cubic Feet Per Carton: 13</p>	Does not stack.	8621S26	\$1539	\$1575	\$1599	\$1633	\$1684	\$1707	\$1756	\$1828	\$1884	\$1948	\$2075	\$2215
			<b>OVERALL DIMENSIONS</b>			<b>SEAT DIMENSIONS</b>			<b>BACK DIMENSIONS</b>					
			<b>W</b>	<b>D</b>	<b>H</b>	<b>W</b>	<b>D</b>	<b>H</b>	<b>W</b>	<b>H</b>				
	20	21	38.5	19	16.5	26	20	13.5						
														

DESCRIPTION	FEATURES	MODEL#	STANDARD TEXTILE GRADES											
			1	2	3	4	5	6	7	8	9	10	11	12
 <p><b>Counter Stool</b> Closed Upholstered Wood Back COM Yardage: 2.25 Freight Class: 250 Product Weight (lbs.): 32 Cubic Feet Per Carton: 13</p>	Does not stack.	<b>8622S26</b>	\$1601	\$1689	\$1754	\$1856	\$1998	\$2068	\$2197	\$2403	\$2563	\$2740	\$3104	\$3495
			<b>OVERALL DIMENSIONS</b>			<b>SEAT DIMENSIONS</b>			<b>BACK DIMENSIONS</b>					
			<b>W</b>	<b>D</b>	<b>H</b>	<b>W</b>	<b>D</b>	<b>H</b>	<b>W</b>	<b>H</b>				
			20	21	38.5	19	16.5	26	20	13.5				
			<b>RTA 00</b>											
 <p><b>Counter Stool</b> Closed Wood Back COM Yardage: 1 Freight Class: 250 Product Weight (lbs.): 32 Cubic Feet Per Carton: 13</p>	Does not stack.	<b>8624S26</b>	\$1539	\$1575	\$1599	\$1633	\$1684	\$1707	\$1756	\$1828	\$1884	\$1948	\$2075	\$2215
			<b>OVERALL DIMENSIONS</b>			<b>SEAT DIMENSIONS</b>			<b>BACK DIMENSIONS</b>					
			<b>W</b>	<b>D</b>	<b>H</b>	<b>W</b>	<b>D</b>	<b>H</b>	<b>W</b>	<b>H</b>				
			20	21	38.5	19	16.5	26	20	13.5				
			<b>RTA 00</b>											
 <p><b>Barstool</b> Open Wood Back COM Yardage: 1 Freight Class: 250 Product Weight (lbs.): 38 Cubic Feet Per Carton: 14</p>	Does not stack.	<b>8621S30</b>	\$1621	\$1732	\$1751	\$1785	\$1829	\$1842	\$1881	\$1957	\$1994	\$2061	\$2156	\$2272
			<b>OVERALL DIMENSIONS</b>			<b>SEAT DIMENSIONS</b>			<b>BACK DIMENSIONS</b>					
			<b>W</b>	<b>D</b>	<b>H</b>	<b>W</b>	<b>D</b>	<b>H</b>	<b>W</b>	<b>H</b>				
			20	21	42.5	19	16.5	30	20	13.5				
			<b>RTA 00</b>											
 <p><b>Barstool</b> Closed Upholstered Wood Back COM Yardage: 2.25 Freight Class: 250 Product Weight (lbs.): 38 Cubic Feet Per Carton: 14</p>	Does not stack.	<b>8622S30</b>	\$1683	\$1771	\$1836	\$1938	\$2080	\$2149	\$2277	\$2485	\$2645	\$2822	\$3186	\$3575
			<b>OVERALL DIMENSIONS</b>			<b>SEAT DIMENSIONS</b>			<b>BACK DIMENSIONS</b>					
			<b>W</b>	<b>D</b>	<b>H</b>	<b>W</b>	<b>D</b>	<b>H</b>	<b>W</b>	<b>H</b>				
			20	21	42.5	19	16.5	30	20	13.5				
			<b>RTA 00</b>											
 <p><b>Barstool</b> Closed Wood Back COM Yardage: 1 Freight Class: 250 Product Weight (lbs.): 38 Cubic Feet Per Carton: 14</p>	Does not stack.	<b>8624S30</b>	\$1621	\$1732	\$1751	\$1785	\$1829	\$1842	\$1881	\$1957	\$1994	\$2061	\$2156	\$2272
			<b>OVERALL DIMENSIONS</b>			<b>SEAT DIMENSIONS</b>			<b>BACK DIMENSIONS</b>					
			<b>W</b>	<b>D</b>	<b>H</b>	<b>W</b>	<b>D</b>	<b>H</b>	<b>W</b>	<b>H</b>				
			20	21	42.5	19	16.5	30	20	13.5				
			<b>RTA 00</b>											



model 8335T



model 8336T



**STANDARD FEATURES**

- Mayne offers classic styling and value in a finely crafted wood framed side chair.
- Frame construction is beechwood.
- Legs are equipped with White non-marking polypropylene glides Suitable for both carpet and hard surface flooring.
- Offered in two back styles; Upholstered back or Vertical wood slat.
- Check textile availability prior to specifying upholstery material.
- Does not stack.

**MULTI-PURPOSE**

**OPTIONAL FEATURES**

- Wood frames available in Absolute (**AAM**), Black (**BKM**), Cherry (**ACM**), Espresso Cafe (**ECM**), English Oak (**EOM**), Fruitwood (**TFM**), Gray (**HGM**), Honey (**AHM**), Mahogany (**TMM**), Maple (**AVM**), Medium Walnut (**MWWM**), Natural Walnut (**NLW**), Night (**ASM**), Noce Biondo (**NBM**), Noce Grigio (**NGM**), Noce Leggero (**NEM**), Noce Medio (**NMM**), Shaker Cherry (**SKM**), Walnut (**TWM**), WC Cream (**WTM**), White (**WHM**) and Winter Cherry (**WCM**). Please Specify..

DESCRIPTION	FEATURES	MODEL #	STANDARD TEXTILE GRADES													
			1	2	3	4	5	6	7	8	9	10	11	12		
 <p><b>Upholstered Armchair</b> COM Yardage: 1 Freight Class: 250 Product Weight (lbs.): 27 Cubic Feet Per Carton: 13.25</p>	<p>Does not stack.</p> <p>Ergonomic Features: M, N</p>	<p><b>8335T</b></p> <p><b>RTA 00</b></p>	\$1100	\$1148	\$1184	\$1236	\$1310	\$1337	\$1403	\$1527	\$1587	\$1702	\$1859	\$2054		
			<b>OVERALL DIMENSIONS</b>			<b>SEAT DIMENSIONS</b>			<b>BACK DIMENSIONS</b>							
			<b>W</b>	<b>D</b>	<b>H</b>	<b>W</b>	<b>D</b>	<b>H</b>	<b>W</b>	<b>H</b>						
			23	24.5	33	20	18.25	18	17.5	14						
 <p><b>Vertical Wood Slat Armchair</b> COM Yardage: 1 Freight Class: 300 Product Weight (lbs.): 25 Cubic Feet Per Carton: 13.25</p>	<p>Does not stack.</p> <p>Ergonomic Features: M, N</p>	<p><b>8336T</b></p> <p><b>RTA 00</b></p>	\$1139	\$1176	\$1204	\$1245	\$1303	\$1329	\$1384	\$1465	\$1531	\$1601	\$1748	\$1904		
			<b>OVERALL DIMENSIONS</b>			<b>SEAT DIMENSIONS</b>			<b>BACK DIMENSIONS</b>							
			<b>W</b>	<b>D</b>	<b>H</b>	<b>W</b>	<b>D</b>	<b>H</b>	<b>W</b>	<b>H</b>						
			23	24.5	33	20	18.25	18	17.5	14						

MODA™



model 6960



model 6961

Also see Moda Stacking Chairs



For Moda stacking chairs, please see 188.

STANDARD FEATURES

- Moda is an upscale, classic looking multi-purpose product, ideal for conference rooms, training, break out and collaboration areas as well as light-use tasking.
- Chairs are molded with a one-piece shell. Available in Night (BLK), Cloud (IVC) or Shadow (SHW).
- Chair frame consists of a Polished Aluminum chassis on four steel legs in a durable Chrome finish.
- Standard with nylon glides (N1), suitable for carpet, rubber or concrete flooring.
- Check textile availability prior to specifying upholstery material.
- Four legged chairs do not stack.

OPTIONAL FEATURES

- All models are available with optional armcaps in Black self-skinned urethane (SSU), or in Black, White or Clear Grey finish hard plastic.
- Model 6961 armcaps can also be upholstered in the matching fabric, vinyl or leather.
- Glides with felt pads (FG) are available for vinyl sheet, cork or laminate flooring, please specify. Add \$40.
- Glides with felt pads (RG) are available for vinyl sheet, hardwood, laminate, stone or ceramic flooring, please specify. Add \$40.
- Adjustable swivel glides (SWG) are available for uneven floors, please specify. No upcharge



OPTION CODES

Please add option codes in the following order:

- **Model number**  
6960 Armchair  
6961 Armchair w/upholstered seat
- **Textile**  
Specify textile code for seat (model 6961 only).
- **Shell color** (no upcharge)  
(BLK) Night  
(IVC) Cloud  
(SHW) Shadow
- **Frame finish**  
(CHM) Chrome. No upcharge.  
(TBL) Black. Add \$92.  
(TTU) Tungsten. Add \$92.  
(BT) Butternut woodgrain. Add \$188.  
(EB) Ebony woodgrain. Add \$188.  
(WU) Walnut woodgrain. Add \$188.
- **Armcaps**  
(NC) No armcaps.  
(SS) Black SSU. Add \$60.  
(GC) Clear Grey hard plastic. Add \$40.  
(H3) Black hard plastic. Add \$40.  
(H4) White hard plastic. Add \$40.  
**Armcaps** (to match woodgrain frame finish only)  
(BT) Butternut woodgrain. Add \$130.  
(EB) Ebony woodgrain. Add \$130.  
(WU) Walnut woodgrain. Add \$130.  
**Armcaps** (upholstered model 6961 only)  
(UP) Matching upholstery. Add \$78.
- **Glide style** (no upcharge)  
(FX) Fixed glide (STD)  
(SWG) Adjustable swivel
- **Glide type**  
(N1) Standard nylon. No upcharge.  
(FG) Felt. Add \$40.  
(RG) Rubber. Add \$40.

EXAMPLE MODA ORDER CODE:

6960	-HD05	-IVC	-CHM	-NC	-FX	-N1
Model #	Textile	Shell	Frame	Armcaps	Glide style	Glide type

DESCRIPTION	FEATURES	MODEL #	STANDARD TEXTILE GRADES												
			1	2	3	4	5	6	7	8	9	10	11	12	
 <p><b>Four-Legged Armchair</b> COM Yardage: N/A Freight Class: 300 Product Weight (lbs.): 16 Cubic Feet Per Carton: 14.5</p>	Polypropylene seat & back.	6960	\$816												
					<b>OVERALL DIMENSIONS</b> W D H			<b>SEAT DIMENSIONS</b> W D H			<b>BACK DIMENSIONS</b> W H				
		25	25	31	20.5	18	15.5	20	16						
					<b>RTA 1</b>			1 per carton							
 <p><b>Four-Legged Armchair</b> COM Yardage: 0.75 Freight Class: 300 Product Weight (lbs.): 17 Cubic Feet Per Carton: 14.5</p>	Upholstered seat/polypropylene back.	6961	\$963	\$1001	\$1030	\$1072	\$1130	\$1159	\$1214	\$1300	\$1367	\$1441	\$1593	\$1756	
					<b>OVERALL DIMENSIONS</b> W D H			<b>SEAT DIMENSIONS</b> W D H			<b>BACK DIMENSIONS</b> W H				
		25	25	31	20.5	18	16	20	15.5						
					<b>RTA 1</b>			1 per carton							

MODA



model 6962



model 6963

Also see Moda Stacking Chairs



For Moda four-legged chairs, please see 187.

STANDARD FEATURES

- Moda is an upscale, classic looking multi-purpose product, ideal for conference rooms, training, break out and collaboration areas as well as light-use tasking.
- Chairs are molded with a one-piece shell. Available in Night (**BLK**), Cloud (**IVC**) or Shadow (**SHW**).
- Chair frame consists of 0.5" diameter solid steel rod available exclusively in a durable Chrome finish. No crossbar to interfere with feet or leg positions.
- Chairs can be ganged together using ganging clamp set 6970.
- Standard with shell-matching nylon glides (**N1**), suitable for carpet, rubber or concrete flooring.
- Check textile availability prior to specifying upholstery material.

OPTIONAL FEATURES



- All models are available with optional armcaps in Black self-skinned urethane (SSU), or in Black, White or Clear Grey finish hard plastic.
- Model 6963 armcaps can also be upholstered in the matching fabric, vinyl or leather.
- Glides with felt pads (**FG**) are available for vinyl sheet, cork or laminate flooring, please specify. Add \$40.
- Glides with felt pads (**RG**) are available for vinyl sheet, hardwood, laminate, stone or ceramic flooring, please specify. Add \$40.

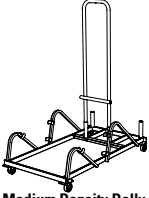

Please add option codes in the following order:

- **Model number**  
**6962** Armchair  
**6963** Armchair w/upholstered seat
- **Textile**  
Specify textile code for seat (model 6963 only).
- **Shell color** (no upcharge)  
**(BLK)** Night  
**(IVC)** Cloud  
**(SHW)** Shadow
- **Armcaps**  
**(NC)** No armcaps.  
**(SS)** Black SSU. Add \$70.  
**(GC)** Clear Grey hard plastic. Add \$93  
**(H3)** Black hard plastic. Add \$40.  
**(H4)** White hard plastic. Add \$40.  
**(UP)** Matching upholstery (upholstered model 6963 only). Add \$78.
- **Glides**  
**(N1)** Standard nylon. No upcharge.  
**(FG)** Felt. Add \$40.  
**(RG)** Rubber. Add \$40.

EXAMPLE MODA ORDER CODE:

6963	-HD05	-IVC	-NC	-N1
Model #	Textile	Shell	Armcaps	Glides

DESCRIPTION	FEATURES	MODEL #	STANDARD TEXTILE GRADES													
			1	2	3	4	5	6	7	8	9	10	11	12		
 <b>Armchair</b> COM Yardage: N/A Freight Class: 300 Product Weight (lbs.): 16 Cubic Feet Per Carton: 15.75	Polypropylene seat & back. Stacks 5 high on floor Stacks 14 high on dolly	6962	\$728													
					<b>OVERALL DIMENSIONS</b> W D H			<b>SEAT DIMENSIONS</b> W D H			<b>BACK DIMENSIONS</b> W H					
		25	25	31	20.5	18	17	20	15							
					<b>RTA 1</b>			2 per carton								
 <b>Armchair</b> COM Yardage: 0.75 Freight Class: 300 Product Weight (lbs.): 17 Cubic Feet Per Carton: 15.75	Upholstered seat/polypropylene back. Stacks 4 high on floor Stacks 8 high on dolly.	6963	\$875	\$913	\$942	\$984	\$1043	\$1071	\$1124	\$1211	\$1277	\$1352	\$1502	\$1666		
					<b>OVERALL DIMENSIONS</b> W D H			<b>SEAT DIMENSIONS</b> W D H			<b>BACK DIMENSIONS</b> W H					
		25	25	31	20.5	18	17.5	20	15							
					<b>RTA 1</b>			2 per carton								

DESCRIPTION	FEATURES	MODEL #	STANDARD TEXTILE GRADES														
			1	2	3	4	5	6	7	8	9	10	11	12			
 <p><b>Medium Density Dolly</b> COM Yardage: N/A Freight Class: 150 Product Weight (lbs.): 43 Cubic Feet Per Carton: 13.25</p>	For use w/ sled base chairs only	<b>6969</b>	\$1088														
		<b>OVERALL DIMENSIONS</b>			<b>SEAT DIMENSIONS</b>			<b>BACK DIMENSIONS</b>									
		<b>W</b>	<b>D</b>	<b>H</b>	<b>W</b>	<b>D</b>	<b>H</b>	<b>W</b>	<b>H</b>								
		25	63	36.75	-	-	-	-	-								
		RTA 00			FedEx			ups		1 per carton							
 <p><b>Ganging Clamp</b> COM Yardage: N/A Freight Class: 70 Product Weight (lbs.): 0.13 Cubic Feet Per Carton: 0.3</p>	Two per chair recommended. Packed 2 per bag For use w/ sled base chairs only	<b>6970</b>	\$64														
		<b>OVERALL DIMENSIONS</b>			<b>SEAT DIMENSIONS</b>			<b>BACK DIMENSIONS</b>									
		<b>W</b>	<b>D</b>	<b>H</b>	<b>W</b>	<b>D</b>	<b>H</b>	<b>W</b>	<b>H</b>								
		3.0	1.5	0.75	-	-	-	-	-								
		RTA 00			FedEx			ups		25 per carton							

**POPCORN**



model 6711



model 6712



model 6743TR



Hand Hold Feature

	Chair Stacking Capability		Stool Stacking Capability
	Stacks on floor	Stacks on dolly	Stacks on floor
<b>Armless</b>			
Polypropylene seat	up to 10 high	up to 34 high	up to 8 high
Upholstered seat	up to 8 high	up to 15 high	up to 8 high
<b>With Arms</b>			
Polypropylene seat	up to 10 high	up to 34 high	up to 8 high
Upholstered seat	up to 8 high	up to 15 high	up to 8 high

**STANDARD FEATURES**

- Popcorn a high quality stacking chair that is ideal for multi-purpose stack applications within corporate, government and healthcare facilities.
- Chair frame is constructed of 1/2" diameter solid chrome steel rod available exclusively in a durable chrome finish. There is no crossbar to interfere with feet or leg positions. Chrome frame without glides is standard and suitable for cork, rubberized and carpeted floors.
- Wall saver frame design; the base touches the wall before the upper back to protect the wall from damage.
- Upper back features a cut out hand hold to assist in stacking and transportation.
- Seat and back is a one piece polypropylene shell for strength and ease of cleaning and disinfecting.
- Chairs can be ganged together using ganging clamp set (6626), providing a 2" space between armchair models and 5" space between armless models.
- Upholstered models are equipped with a smooth black shroud underneath the seat to help prevent frame imprints on the lower chair while stacked.
- Task chairs are available with a tablet. Tablet arms are extremely rugged and meets ANSI-BIFMA testing requirements. Tablet hinges up to allow ease of egress. Tablet slides forward and back to accommodate any body size comfortably. Tablet models do not stack.
- Standard tablet (DB) size is 18"D x 14.5"W and is made of Black polymer. Tablets are attached at the left or right (as seated) of the task chair.
- Popcorn beam seating consists of upper seat units (6717, 6719) including mounting brackets and all hardware necessary for attachment to beam.
- For all beam components, tables and a complete list of available upper seat units, see Beam Seating series.
- **Specifications and pricing are for 1 chair.**

**OPTIONAL FEATURES**

- Polypropylene shell and coordinating arms are available in 14 designer colors. Choose from Buzz Blue (**BZB**), Cactus (**CCT**), Carrot (**CRO**), Cloud (**IVC**), Dijon (**DJN**), Eggplant (**EGP**), Fog (**FOG**), Frost (**FRO**), Ink (**INK**), Latte (**LAB**), Night (**BLK**), Sand (**SND**), Scarlet (**SAR**), and Shadow (**SHW**).
- An optional 18.5"D x 18.5"W high pressure laminate writing tablet is available. The core is hardwood veneer plywood with radiused edge finished in clear lacquer. This writing tablet is offered in the following finishes: Black (**BLK**), Clear Maple (**CMB**), Designer White (**DWT**) and Noce Grigio (**NGL**). Please specify. Add \$68.
- Check textile availability prior to specifying upholstery material.
- Chairs will have additional stitch details when upholstered in vinyl.
- For hard surface flooring casters on Task chairs, please specify (**C9R**). Add \$76.
- A selection of glide options is available. Glides must be chosen to best suit flooring type and site conditions.
- Clear polycarbonate glides (**CG**) are available for carpet, rubber or concrete flooring, please specify. Add \$19
- Glides with felt pads (**FG**) are available for vinyl sheet, cork or laminate flooring, please specify. Add \$36.
- Glides with rubber pads (**RG**) are available for vinyl, hardwood, laminate, stone or ceramic flooring, please specify. Add \$36.
- Glides with stainless steel pads (**SG**) are available for carpet or rubber flooring, specify. Add \$36.

**DESCRIPTION**

**FEATURES**

**MODEL#**

**STANDARD TEXTILE GRADES**



**Armchair**  
COM Yardage: N/A  
Freight Class: 150  
Product Weight (lbs.): 23.5  
Cubic Feet Per Carton: 4.44 (4 per carton)

Polypropylene Seat and Back.  
Stacks 10 high on floor.  
Stacks 34 high on dolly

	1	2	3	4	5	6	7	8	9	10	11	12
<b>6710</b>	\$367											

OVERALL DIMENSIONS			SEAT DIMENSIONS			BACK DIMENSIONS	
W	D	H	W	D	H	W	H
24.5	23.5	32.5	18	18	16.5	19.5	16

**RTA 00**





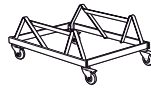
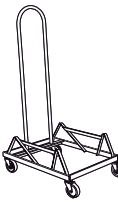

**Armless Chair**  
COM Yardage: N/A  
Freight Class: 150  
Product Weight (lbs.): 17.25  
Cubic Feet Per Carton: 14.75 (4 per carton)


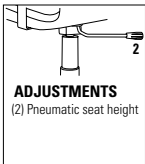
Polypropylene Seat and Back.  
Stacks 10 high on floor.  
Stacks 34 high on dolly


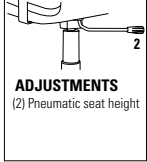




	1	2	3	4	5	6	7	8	9	10	11	12
<b>6711</b>	\$241											





OVERALL DIMENSIONS			SEAT DIMENSIONS			BACK DIMENSIONS	
W	D	H	W	D	H	W	H
20	23.5	32.5	18	18	16.5	19.5	16

**RTA 00**

DESCRIPTION	FEATURES	MODEL#	STANDARD TEXTILE GRADES													
			1	2	3	4	5	6	7	8	9	10	11	12		
 <p><b>Armchair</b> COM Yardage: 0.75 Freight Class: 150 Product Weight (lbs.): 24.5 Cubic Feet Per Carton: 4.81 (4 per carton)</p>	<p>Upholstered seat and Polypropylene Back Stacks 8 high on floor. Stacks 15 high on dolly</p>	<b>6712</b>	\$479	\$514	\$534	\$568	\$615	\$632	\$673	\$752	\$785	\$857	\$955	1078		
		<b>OVERALL DIMENSIONS</b>			<b>SEAT DIMENSIONS</b>			<b>BACK DIMENSIONS</b>								
		<b>W</b>	<b>D</b>	<b>H</b>	<b>W</b>	<b>D</b>	<b>H</b>	<b>W</b>	<b>H</b>							
		24.5	23.5	32.5	18	18	17	19.5	15.5							
		RTA 00			FedEx			ups								
 <p><b>Armless Chair</b> COM Yardage: 0.75 Freight Class: 250 Product Weight (lbs.): 16 Cubic Feet Per Carton: 9 (4 per carton)</p>	<p>Upholstered seat and Polypropylene Back Stacks 8 high on floor. Stacks 15 high on dolly</p>	<b>6713</b>	\$355	\$388	\$408	\$443	\$488	\$506	\$548	\$625	\$660	\$735	\$832	953		
		<b>OVERALL DIMENSIONS</b>			<b>SEAT DIMENSIONS</b>			<b>BACK DIMENSIONS</b>								
		<b>W</b>	<b>D</b>	<b>H</b>	<b>W</b>	<b>D</b>	<b>H</b>	<b>W</b>	<b>H</b>							
		20	23.5	32.5	18	18	17	19.5	15.5							
		RTA 00														
 <p><b>Medium Density Dolly</b> COM Yardage: N/A Freight Class: 250 Product Weight (lbs.): 29 Cubic Feet Per Carton: 9</p>	<p>For upholstered models Can stack chairs up to 15 high Fits through standard 80" door frame</p>	<b>6714</b>	\$815	-	-	-	-	-	-	-	-	-	-	-		
		<b>OVERALL DIMENSIONS</b>			<b>SEAT DIMENSIONS</b>			<b>BACK DIMENSIONS</b>								
		<b>W</b>	<b>D</b>	<b>H</b>	<b>W</b>	<b>D</b>	<b>H</b>	<b>W</b>	<b>H</b>							
		23	31	18.5	-	-	-	-	-							
		RTA 00			FedEx			ups								
 <p><b>High Density Dolly</b> COM Yardage: N/A Freight Class: 125 Product Weight (lbs.): 30 Cubic Feet Per Carton: 5.5</p>	<p>For polypropylene models Can stack chairs up to 34 high Fits through standard 80" door frame</p>	<b>6715</b>	\$815	-	-	-	-	-	-	-	-	-	-	-		
		<b>OVERALL DIMENSIONS</b>			<b>SEAT DIMENSIONS</b>			<b>BACK DIMENSIONS</b>								
		<b>W</b>	<b>D</b>	<b>H</b>	<b>W</b>	<b>D</b>	<b>H</b>	<b>W</b>	<b>H</b>							
		21.37	31.75	51.75	-	-	-	-	-							
		RTA 00			FedEx			ups								
 <p><b>Armless Seat Unit</b> COM Yardage: N/A Freight Class: 150 Product Weight (lbs.): 17 Cubic Feet Per Carton: 6.5 (2 per carton)</p>	<p>Polypropylene Seat and Back. Use with beam.</p>	<b>6717</b>	\$374	-	-	-	-	-	-	-	-	-	-	-		
		<b>OVERALL DIMENSIONS</b>			<b>SEAT DIMENSIONS</b>			<b>BACK DIMENSIONS</b>								
		<b>W</b>	<b>D</b>	<b>H</b>	<b>W</b>	<b>D</b>	<b>H</b>	<b>W</b>	<b>H</b>							
		20	21	18	18	18	-	19.5	16							
		RTA 00														

DESCRIPTION	FEATURES	MODEL#	STANDARD TEXTILE GRADES														
			1	2	3	4	5	6	7	8	9	10	11	12			
 <p><b>Armless Seat Unit</b> COM Yardage: 0.75 Freight Class: 150 Product Weight (lbs.): 18 Cubic Feet Per Carton: 6.5 (2 per carton)</p>	<p><b>Popcorn</b> Upholstered Seat and Polypropylene Back. Use with beam.</p>	<p><b>6719</b></p>	\$488	\$524	\$548	\$582	\$633	\$656	\$705	\$777	\$833	\$897	\$1024	\$1164			
			<p><b>OVERALL DIMENSIONS</b></p>			<p><b>SEAT DIMENSIONS</b></p>			<p><b>BACK DIMENSIONS</b></p>								
			W	D	H	W	D	H	W	H							
			20	21	18	18	18	-	19.5	16							
			<p><b>RTA 00</b></p>														
 <p><b>Ganging Clamp Set - 2 Clamps</b> COM Yardage: N/A Freight Class: 70 Product Weight (lbs.): 0.3 Cubic Feet Per Carton: 0.01 (1 set per carton)</p>		<p><b>6626</b></p>	\$32	-	-	-	-	-	-	-	-	-	-	-			
			<p><b>OVERALL DIMENSIONS</b></p>			<p><b>SEAT DIMENSIONS</b></p>			<p><b>BACK DIMENSIONS</b></p>								
			W	D	H	W	D	H	W	H							
			1	6.5	00.75	-	-	-	-	-							
			<p><b>RTA 00</b></p>														
 <p><b>Armless Task</b> COM Yardage: N/A Freight Class: 250 Product Weight (lbs.): 31 Cubic Feet Per Carton: 14.25</p>	 <p><b>ADJUSTMENTS</b> (2) Pneumatic seat height</p>	<p><b>6741</b></p>	<p>List price</p>														
						<p>532</p>											
			<p><b>OVERALL DIMENSIONS</b></p>			<p><b>SEAT DIMENSIONS</b></p>			<p><b>BACK DIMENSIONS</b></p>								
			W	D	H	W	D	H	W	H							
20	23	30.5	18	18	15.5	19.5	16										
			<p><b>RTA 00</b> 1 per carton</p>														
 <p><b>Armless Task</b> COM Yardage: 0.75 Freight Class: 250 Product Weight (lbs.): 33 Cubic Feet Per Carton: 14.25</p>	 <p><b>ADJUSTMENTS</b> (2) Pneumatic seat height</p>	<p><b>6743</b></p>	\$651	\$686	\$707	\$745	\$796	\$817	\$865	\$940	\$993	\$1059	\$1187	\$1327			
			<p><b>OVERALL DIMENSIONS</b></p>			<p><b>SEAT DIMENSIONS</b></p>			<p><b>BACK DIMENSIONS</b></p>								
			W	D	H	W	D	H	W	H							
			20	23	30.5	18	18	16	19.5	16							
			<p><b>RTA 00</b> 1 per carton</p>														

DESCRIPTION	FEATURES	MODEL#	STANDARD TEXTILE GRADES												
			1	2	3	4	5	6	7	8	9	10	11	12	
 <p><b>Armless Task w/Tablet</b> COM Yardage: 0.75 Freight Class: 250 Product Weight (lbs.): 42 Cubic Feet Per Carton: 15.75</p>	 <p><b>ADJUSTMENTS</b> (2) Pneumatic seat height</p> <p>Upholstered seat/polypropylene back.</p> <p>Ergonomic features: C</p> <p><b>Specify (L) left or (R) right tablet.</b></p>	6743TR 6743TL	1008	1039	1060	1093	1141	1163	1205	1274	1324	1385	1502	1631	
		<b>OVERALL DIMENSIONS</b> W D H			<b>SEAT DIMENSIONS</b> W D H			<b>BACK DIMENSIONS</b> W H							
		24.75	26	30.5	18	18	16	19.5	16						
					<b>RTA 00</b>			1 per carton							
 <p><b>Barstool w/Arms</b> COM Yardage: N/A Freight Class: 250 Product Weight (lbs.): 29 Cubic Feet Per Carton: 21.50 (2 per carton)</p>	<p>Polypropylene Seat and Back. Stacks 8 high on floor.</p>	6710BS	\$592												
		<b>OVERALL DIMENSIONS</b> W D H			<b>SEAT DIMENSIONS</b> W D H			<b>BACK DIMENSIONS</b> W H							
		24.5	25.5	44.5	18	18	29	19.5	16						
					<b>RTA 00</b>										
 <p><b>Counter stool w/Arms</b> COM Yardage: N/A Freight Class: 250 Product Weight (lbs.): 24 Cubic Feet Per Carton: 21.50 (2 per carton)</p>	<p>Polypropylene Seat and Back. Stacks 8 high on floor.</p>	6710CS	\$592												
		<b>OVERALL DIMENSIONS</b> W D H			<b>SEAT DIMENSIONS</b> W D H			<b>BACK DIMENSIONS</b> W H							
		24.5	25.5	40.5	18	18	24	19.5	16						
					<b>RTA 00</b>										
 <p><b>Armless Barstool</b> COM Yardage: N/A Freight Class: 250 Product Weight (lbs.): 27 Cubic Feet Per Carton: 17.50 (2 per carton)</p>	<p>Polypropylene Seat and Back. Stacks 8 high on floor.</p>	6711BS	\$428												
		<b>OVERALL DIMENSIONS</b> W D H			<b>SEAT DIMENSIONS</b> W D H			<b>BACK DIMENSIONS</b> W H							
		20	25.5	44.5	18	18	29	19.5	16						
					<b>RTA 00</b>										
 <p><b>Armless Counter Stool</b> COM Yardage: N/A Freight Class: 250 Product Weight (lbs.): 22 Cubic Feet Per Carton: 17.50 (2 per carton)</p>	<p>Polypropylene Seat and Back. Stacks 8 high on floor.</p>	6711CS	\$428												
		<b>OVERALL DIMENSIONS</b> W D H			<b>SEAT DIMENSIONS</b> W D H			<b>BACK DIMENSIONS</b> W H							
		20	25.5	40.5	18	18	24	19.5	16						
					<b>RTA 00</b>										

DESCRIPTION	FEATURES	MODEL#	STANDARD TEXTILE GRADES											
			1	2	3	4	5	6	7	8	9	10	11	12
 <p><b>Barstool w/Arms</b> COM Yardage: 0.75 Freight Class: 150 Product Weight (lbs.): 24.5 Cubic Feet Per Carton: 4.81 (2 per carton)</p>	Upholstered seat and Polypropylene Back Stacks 8 high on floor.	<b>6712BS</b>	\$712	\$747	\$769	\$805	\$855	\$879	\$928	\$1001	\$1054	\$1120	\$1247	\$1386
			<b>OVERALL DIMENSIONS</b>			<b>SEAT DIMENSIONS</b>			<b>BACK DIMENSIONS</b>					
			<b>W</b>	<b>D</b>	<b>H</b>	<b>W</b>	<b>D</b>	<b>H</b>	<b>W</b>	<b>H</b>				
			24.5	25.5	44.5	18	18	29.5	19.5	16				
			<b>RTA 00</b>											
 <p><b>Counter Stool w/Arms</b> COM Yardage: 0.75 Freight Class: 150 Product Weight (lbs.): 24.5 Cubic Feet Per Carton: 4.81 (2 per carton)</p>	Upholstered seat and Polypropylene Back Stacks 8 high on floor.	<b>6712CS</b>	\$712	\$748	\$772	\$806	\$857	\$880	\$929	\$1001	\$1057	\$1121	\$1248	\$1388
			<b>OVERALL DIMENSIONS</b>			<b>SEAT DIMENSIONS</b>			<b>BACK DIMENSIONS</b>					
			<b>W</b>	<b>D</b>	<b>H</b>	<b>W</b>	<b>D</b>	<b>H</b>	<b>W</b>	<b>H</b>				
			24.5	25.5	18	18	18	24.5	19.5	16				
			<b>RTA 00</b>											
 <p><b>Armless Barstool</b> COM Yardage: 0.75 Freight Class: 250 Product Weight (lbs.): 29 Cubic Feet Per Carton: 9 (2 per carton)</p>	Upholstered seat and Polypropylene Back Stacks 8 high on floor.	<b>6713BS</b>	\$582	\$617	\$639	\$675	\$725	\$749	\$798	\$871	\$924	\$990	\$1117	\$1256
			<b>OVERALL DIMENSIONS</b>			<b>SEAT DIMENSIONS</b>			<b>BACK DIMENSIONS</b>					
			<b>W</b>	<b>D</b>	<b>H</b>	<b>W</b>	<b>D</b>	<b>H</b>	<b>W</b>	<b>H</b>				
			20	25.5	18	18	18	29.5	19.5	16				
			<b>RTA 00</b>											
 <p><b>Armless Counter Stool</b> COM Yardage: 0.75 Freight Class: 250 Product Weight (lbs.): 29 Cubic Feet Per Carton: 9 (2 per carton)</p>	Upholstered seat and Polypropylene Back Stacks 8 high on floor.	<b>6713CS</b>	\$582	\$617	\$639	\$675	\$725	\$749	\$798	\$871	\$924	\$990	\$1117	\$1256
			<b>OVERALL DIMENSIONS</b>			<b>SEAT DIMENSIONS</b>			<b>BACK DIMENSIONS</b>					
			<b>W</b>	<b>D</b>	<b>H</b>	<b>W</b>	<b>D</b>	<b>H</b>	<b>W</b>	<b>H</b>				
			20	25.5	18	18	18	24.5	19.5	16				
			<b>RTA 00</b>											

REBOUND™



Model R5APUG  
Armchair, Upholstered Seat



Model R5CSAPUG  
Counter Stool, Arms, Upholstered Seat

	Chair Stacking Capability		Stools Stacking Capability
	stacks on floor	stacks on dolly (RDOL)	stacks on floor only
<b>Four-Leg (Glide/Caster) + Sled Base Models</b>			
Polypropylene	up to 5 high	up to 10 high	up to 5 high
Upholstered seat	up to 5 high	up to 10 high	up to 5 high

EXAMPLE REBOUND ORDER CODE:

R5APUG	CCT	BL20	CHM	NM
Model #	Back, seat and arm Textile	Seat Textile	Frame Finish	Glide Type

STANDARD FEATURES

- Designed by Alessandro Piretti, the Rebound series has a flexible back designed for ultimate comfort in multi-purpose seating. The series includes: four-leg and sled base chairs and four leg counter and bar stools.
- Features a cleanable, easy to wipe down, all polypropylene shell design in a wide variety of finishes.
- Models available with all polypropylene back/seat or polypropylene back/upholstered seat.
- Models available with or without arms. Arms match selected shell finish.
- Four leg and sled base models have tubular steel bases available in a wide variety of painted and metallic finishes.
- Chairs with four legs are available with glides (G suffix models) and casters (C suffix models). Select from a variety of glide types to best suit the flooring type and site conditions. See upcharges.
- Sled base chairs are available with either Black or White nylon glides.
- Four leg (glide and caster) chairs and sled base chairs are stackable up to 5 high on floor and 10 high on dolly (RDOL). Models with upholstered seats stack 5 high on floor and 10 high on the dolly. Counter and Bar stools stack up to 5 high on floor.
- All models are equipped with a color coordinated under seat shroud.
- Due to the flex back design, it is recommended the chair be positioned away from wall for use.
- Upholstery seat options: fabric, coated materials (such as vinyl) or leather
- The series is designed for use across a range of facilities and is covered under Global's limited lifetime warranty for single-shift use. Specify from approved textiles.
- Active weight capacity is 300 lbs. for four leg seating with casters, 400 lbs. for seating on glides.






OPTIONAL FEATURES






Please add option codes in the following order:






- **Model number**  
R5\_ \_ \_ (G or C) Four-legged chair, glides or casters  
R6\_ \_ \_ Sled Base  
R5BS\_ \_ \_ Bar stool  
R5CS\_ \_ \_ Counter stool  
RDOL Stacking Dolly
  - **Back seat and arm finish**  
(BZB) Buzz Blue (CCT) Cactus  
(CRO) Carrot (IVC) Cloud  
(DJN) Dijon (EGP) Eggplant  
(FOG) Fog (FRO) Frost  
(INK) Ink (LAB) Latte  
(BLK) Night (SND) Sand  
(SAR) Scarlet (SHW) Shadow
  - **Seat textile** (PU models)  
Specify textile
  - **Frame finish**  
Painted Finishes:  
Black (TBL) Buzz Blue (TBZ)  
Cactus (TCC) Carrot (TCR)  
Cloud (TIV) Designer White (TDW)  
Dijon (TDJ) Eggplant (TEG)  
Fog (TFO) Frost (TFR)  
Ink (TIN) Kalua (TKA)  
Latte (TLA) Mocha (TMO)  
Nevada (TNE) Sand (TSN)  
Scarlet (TSR) Shadow (TSH)  
Toast (TOA) Tungsten (TTU)
- Metallics:  
See upcharge chart for applicable upcharges.  
(CHM) Chrome (BCH) Brushed Chrome  
**Glide type** (chairs and stools with four legs)  
(BG) Black nylon glide for most floor surfaces.  
(NM) White nylon Glide non-marking glide for most floor surfaces  
(FG) Felt glide for most hard floor surfaces. Add \$36.  
(RG) Rubber non-slip glide for most hard floor surfaces. Add \$36.  
(SG) Steel cushioned glide for carpeted surfaces. Add \$36
- **Glide type** (sled base models)  
(GL) Black nylon glide for most floor surfaces.  
(NM) White nylon glide for most floor surfaces.
  - **Caster type** (caster chair models)  
(DC) 2" Caster for Carpeted Surfaces  
(RC) 2" Caster for Most Hard Floor Surfaces. Add 53.

PLATED FRAME FINISH UPCHARGES

	Chrome (CHM)	Brushed Chrome (BCH)
4 legged chair	\$42	\$147
Sled base	\$53	\$180
Stools	\$75	\$244

DESCRIPTION	MODEL#/ FEATURES	STANDARD TEXTILE GRADES											
		1/COM	2	3	4	5	6	7	8	9	10	11	12
	<b>R5APPG</b> Glides	590											
	<b>R5APPC</b> Casters	649											
		<b>OVERALL DIMENSIONS</b>			<b>SEAT DIMENSIONS</b>			<b>BACK DIMENSIONS</b>					
		<b>W</b>	<b>D</b>	<b>H</b>	<b>W</b>	<b>D</b>	<b>H</b>	<b>W</b>	<b>H</b>				
<b>Armchair, Polypropylene Seat</b> COM Yardage: N/A Freight Class: 300 Product Weight (lbs.): 13.5 Cubic Feet Per Carton: 7.63		26.25	20.5	32.75	19.25	17.75	17.5	18.5	15.25				
Active weight with casters 300 lbs. Active weight with glides 400 lbs. Stacks 5 high on floor. Stacks 10 high on dolly.		<b>RTA 00</b> 2 per carton (pricing and specifications are for one seat unit)											
	<b>R5APUG</b> Glides	764	790	810	839	881	897	933	989	1031	1078	1173	1274
	<b>R5APUC</b> Casters	823	849	869	898	940	956	992	1048	1090	1137	1232	1333
		<b>OVERALL DIMENSIONS</b>			<b>SEAT DIMENSIONS</b>			<b>BACK DIMENSIONS</b>					
		<b>W</b>	<b>D</b>	<b>H</b>	<b>W</b>	<b>D</b>	<b>H</b>	<b>W</b>	<b>H</b>				
<b>Armchair, Upholstered Seat</b> COM Yardage: 0.75 Freight Class: 300 Product Weight (lbs.): 14.5 Cubic Feet Per Carton: 7.63		26.25	20.5	32.75	19.25	17.75	18.5	18.5	15.25				
Active weight with casters 300 lbs. Active weight with glides 400 lbs. Stacks 5 high on floor. Stacks 10 high on dolly.		<b>RTA 00</b> 2 per carton (pricing and specifications are for one seat unit)											
	<b>R5NPPG</b> Glides	473											
	<b>R5NPPC</b> Casters	532											
		<b>OVERALL DIMENSIONS</b>			<b>SEAT DIMENSIONS</b>			<b>BACK DIMENSIONS</b>					
		<b>W</b>	<b>D</b>	<b>H</b>	<b>W</b>	<b>D</b>	<b>H</b>	<b>W</b>	<b>H</b>				
<b>Armless Chair, Polypropylene Seat</b> COM Yardage: N/A Freight Class: 300 Product Weight (lbs.): 12.25 Cubic Feet Per Carton: 6.38		22	20.5	32.75	19.25	17.75	17.5	18.5	15.25				
Active weight with casters 300 lbs. Active weight with glides 400 lbs. Stacks 5 high on floor. Stacks 10 high on dolly.		<b>RTA 00</b> 2 per carton (pricing and specifications are for one seat unit)											
	<b>R5NPUG</b> Glides	647	673	693	722	764	780	816	872	914	961	1056	1157
	<b>R5NPUC</b> Casters	706	732	752	781	823	839	875	931	973	1020	1115	1216
		<b>OVERALL DIMENSIONS</b>			<b>SEAT DIMENSIONS</b>			<b>BACK DIMENSIONS</b>					
		<b>W</b>	<b>D</b>	<b>H</b>	<b>W</b>	<b>D</b>	<b>H</b>	<b>W</b>	<b>H</b>				
<b>Armless Chair, Upholstered Seat</b> COM Yardage: 0.75 Freight Class: 300 Product Weight (lbs.): 12.25 Cubic Feet Per Carton: 6.38		22	20.5	32.75	19.25	17.75	18.5	18.5	14.25				
Active weight with casters 300 lbs. Active weight with glides 400 lbs. Stacks 5 high on floor. Stacks 10 high on dolly.		<b>RTA 00</b> 2 per carton (pricing and specifications are for one seat unit)											
	<b>R6APP</b>	624											
		<b>OVERALL DIMENSIONS</b>			<b>SEAT DIMENSIONS</b>			<b>BACK DIMENSIONS</b>					
		<b>W</b>	<b>D</b>	<b>H</b>	<b>W</b>	<b>D</b>	<b>H</b>	<b>W</b>	<b>H</b>				
<b>Armchair, Polypropylene Seat, Sled Base</b> COM Yardage: N/A Freight Class: 300 Product Weight (lbs.): 13.75 Cubic Feet Per Carton: 7.63		26.25	21.5	32.75	19.25	17.75	17.5	18.5	15.25				
Active weight 400 lbs. Stacks 5 high on floor. Stacks 10 high on dolly.		<b>RTA 00</b> 2 per carton (pricing and specifications are for one seat unit)											

DESCRIPTION	MODEL#/ FEATURES	STANDARD TEXTILE GRADES											
		1/COM	2	3	4	5	6	7	8	9	10	11	12
 <p><b>Armchair, Upholstered Seat, Sled Base</b> COM Yardage: 0.75 Freight Class: 300 Product Weight (lbs.): 14.75 Cubic Feet Per Carton: 7.63</p>	<p><b>R6APU</b></p> <p>Active weight 400 lbs. Stacks 5 high on floor. Stacks 10 high on dolly.</p>	797	823	843	872	914	930	966	1022	1064	1111	1206	1307
		<b>OVERALL DIMENSIONS</b>			<b>SEAT DIMENSIONS</b>			<b>BACK DIMENSIONS</b>					
		<b>W</b>	<b>D</b>	<b>H</b>	<b>W</b>	<b>D</b>	<b>H</b>	<b>W</b>	<b>H</b>				
		26.25	21.5	32.75	19.25	17.75	18.5	18.5	14.25				
		<p><b>RTA 00</b> 2 per carton (pricing and specifications are for one seat unit)</p>											
 <p><b>Armless Chair, Polypropylene Seat, Sled Base</b> COM Yardage: N/A Freight Class: 300 Product Weight (lbs.): 12.25 Cubic Feet Per Carton: 6.38</p>	<p><b>R6NPP</b></p> <p>Active weight 400 lbs. Stacks 5 high on floor. Stacks 10 high on dolly.</p>	507											
		<b>OVERALL DIMENSIONS</b>			<b>SEAT DIMENSIONS</b>			<b>BACK DIMENSIONS</b>					
		<b>W</b>	<b>D</b>	<b>H</b>	<b>W</b>	<b>D</b>	<b>H</b>	<b>W</b>	<b>H</b>				
		22	21.5	32.75	19.25	17.75	17.5	18.5	15.25				
		<p><b>RTA 00</b> 2 per carton (pricing and specifications are for one seat unit)</p>											
 <p><b>Armless Chair, Upholstered Seat, Sled Base</b> COM Yardage: 0.75 Freight Class: 250 Product Weight (lbs.): 13.25 Cubic Feet Per Carton: 6.38</p>	<p><b>R6NPU</b></p> <p>Active weight 400 lbs. Stacks 5 high on floor. Stacks 10 high on dolly.</p>	680	706	726	755	797	813	849	905	947	994	1089	1190
		<b>OVERALL DIMENSIONS</b>			<b>SEAT DIMENSIONS</b>			<b>BACK DIMENSIONS</b>					
		<b>W</b>	<b>D</b>	<b>H</b>	<b>W</b>	<b>D</b>	<b>H</b>	<b>W</b>	<b>H</b>				
		22	21.5	32.75	19.25	17.75	18.5	18.5	14.25				
		<p><b>RTA 00</b> 2 per carton (pricing and specifications are for one seat unit)</p>											
 <p><b>Counter Stool, Arms, Polypropylene Seat</b> COM Yardage: N/A Freight Class: 300 Product Weight (lbs.): 16 Cubic Feet Per Carton: 8.88</p>	<p><b>R5CSAPP</b></p> <p>Polypropylene seat &amp; back.</p> <p>Active weight 400 lbs. Stacks 5 high on floor.</p>	695											
		<b>OVERALL DIMENSIONS</b>			<b>SEAT DIMENSIONS</b>			<b>BACK DIMENSIONS</b>					
		<b>W</b>	<b>D</b>	<b>H</b>	<b>W</b>	<b>D</b>	<b>H</b>	<b>W</b>	<b>H</b>				
		26.25	21.75	38.25	19.25	17.75	23.75	18.5	15.25				
		<p><b>RTA 00</b> 2 per carton (pricing and specifications are for one seat unit)</p>											
 <p><b>Counter Stool, Arms, Upholstered Seat</b> COM Yardage: 0.75 Freight Class: 300 Product Weight (lbs.): 17 Cubic Feet Per Carton: 8.88</p>	<p><b>R5CSAPU</b></p> <p>Active weight 400 lbs. Stacks 5 high on floor.</p>	868	894	914	943	985	1001	1037	1093	1135	1182	1277	1378
		<b>OVERALL DIMENSIONS</b>			<b>SEAT DIMENSIONS</b>			<b>BACK DIMENSIONS</b>					
		<b>W</b>	<b>D</b>	<b>H</b>	<b>W</b>	<b>D</b>	<b>H</b>	<b>W</b>	<b>H</b>				
		26.25	21.75	38.25	19.25	17.75	23.75	18.5	15.25				
		<p><b>RTA 00</b> 2 per carton (pricing and specifications are for one seat unit)</p>											

DESCRIPTION	MODEL#/ FEATURES	STANDARD TEXTILE GRADES												
		1/COM	2	3	4	5	6	7	8	9	10	11	12	
 <p><b>Armless Counter Stool, Polypropylene Seat</b> COM Yardage: N/A Freight Class: 300 Product Weight (lbs.): 14.5 Cubic Feet Per Carton: 8.88</p>	<b>R5CSNPP</b> 578  Polypropylene seat & back.  Active weight 400 lbs. Stacks 5 high on floor.	1/COM	2	3	4	5	6	7	8	9	10	11	12	
		<b>OVERALL DIMENSIONS</b>			<b>SEAT DIMENSIONS</b>			<b>BACK DIMENSIONS</b>						
		<b>W</b>	<b>D</b>	<b>H</b>	<b>W</b>	<b>D</b>	<b>H</b>	<b>W</b>	<b>H</b>					
		22	21.75	38.25	19.25	17.75	23.75	18.5	15.25					
		<b>RTA 00</b> 2 per carton (pricing and specifications are for one seat unit)												
 <p><b>Armless Counter Stool, Upholstered Seat</b> COM Yardage: 0.75 Freight Class: 300 Product Weight (lbs.): 15.5 Cubic Feet Per Carton: 8.88</p>	<b>R5CSNPU</b> 752  Active weight 400 lbs. Stacks 5 high on floor.	1/COM	2	3	4	5	6	7	8	9	10	11	12	
		<b>OVERALL DIMENSIONS</b>			<b>SEAT DIMENSIONS</b>			<b>BACK DIMENSIONS</b>						
		<b>W</b>	<b>D</b>	<b>H</b>	<b>W</b>	<b>D</b>	<b>H</b>	<b>W</b>	<b>H</b>					
		22	21.75	38.25	19.25	17.75	24.75	18.5	14.25					
		<b>RTA 00</b> 2 per carton (pricing and specifications are for one seat unit)												
 <p><b>Bar Stool, Arms, Polypropylene Seat</b> COM Yardage: N/A Freight Class: 300 Product Weight (lbs.): 16.75 Cubic Feet Per Carton: 9.75</p>	<b>R5BSAPP</b> 708  Active weight 400 lbs. Stacks 5 high on floor.	1/COM	2	3	4	5	6	7	8	9	10	11	12	
		<b>OVERALL DIMENSIONS</b>			<b>SEAT DIMENSIONS</b>			<b>BACK DIMENSIONS</b>						
		<b>W</b>	<b>D</b>	<b>H</b>	<b>W</b>	<b>D</b>	<b>H</b>	<b>W</b>	<b>H</b>					
		26.25	21.75	43.25	19.25	17.75	28.75	18.5	15.25					
		<b>RTA 00</b> 2 per carton (pricing and specifications are for one seat unit)												
 <p><b>Bar Stool, Arms, Upholstered Seat</b> COM Yardage: 0.75 Freight Class: 300 Product Weight (lbs.): 17.75 Cubic Feet Per Carton: 9.75</p>	<b>R5BSAPU</b> 882  Active weight 400 lbs. Stacks 5 high on floor.	1/COM	2	3	4	5	6	7	8	9	10	11	12	
		<b>OVERALL DIMENSIONS</b>			<b>SEAT DIMENSIONS</b>			<b>BACK DIMENSIONS</b>						
		<b>W</b>	<b>D</b>	<b>H</b>	<b>W</b>	<b>D</b>	<b>H</b>	<b>W</b>	<b>H</b>					
		26.25	21.75	43.25	19.25	17.75	29.75	18.5	14.25					
		<b>RTA 00</b> 2 per carton (pricing and specifications are for one seat unit)												
 <p><b>Armless Bar Stool, Polypropylene Seat</b> COM Yardage: N/A Freight Class: 300 Product Weight (lbs.): 14.5 Cubic Feet Per Carton: 8.25</p>	<b>R5BSNPP</b> 591  Polypropylene seat & back.  Active weight 400 lbs. Stacks 5 high on floor.	1/COM	2	3	4	5	6	7	8	9	10	11	12	
		<b>OVERALL DIMENSIONS</b>			<b>SEAT DIMENSIONS</b>			<b>BACK DIMENSIONS</b>						
		<b>W</b>	<b>D</b>	<b>H</b>	<b>W</b>	<b>D</b>	<b>H</b>	<b>W</b>	<b>H</b>					
		26.25	21.75	43.25	19.25	17.75	28.75	18.5	15.25					
		<b>RTA 00</b> 2 per carton (pricing and specifications are for one seat unit)												



# R ROMA® NESTER

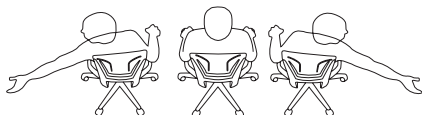
## ROMA® NESTER



model 1898



model 1899



(Models 1890 and 1900)

The Polypropylene Medium Back and the Upholstered Medium Back feature a flexible back construction that provides support, proper spinal alignment and comfort when moving or reaching in a seated position.

# MULTI-PURPOSE

### STANDARD FEATURES




- Flexible, elegant and affordable, Roma offers a family of seating with simple clean lines.
- Please see Work + Task section for additional Roma models.
- Four back versions are available. Choose from Mesh, Flexible Polypropylene or Honeycomb Polypropylene back.
- Models upholstered in leather have a curved seam across the seat.
- Flexible polypropylene back chair features a built in lumbar support designed to move as you move and is available exclusively in black.
- The horizontal nesting chairs are easy to store. Simply flip the seat upward and then roll into nesting position, like a shopping cart.
- When nesting horizontal nesting chairs, each additional chair adds 8" to depth.
- Arms are durable fiberglass reinforced Nylon, fixed height. Armcaps are durable Polyurethane (SSU), soft and warm to the touch.
- **C1** casters are standard.





### OPTIONAL FEATURES

- Breathable mesh back is available in six colors. Choose from Autumn Orange (AO), Spring Green (SG) Winter Grey (WG), Midnight Black (MB), Summer Blue (SB), Fall Burgundy (FB).
- Nesting chairs are standard in Black (TBL), Tungsten (TTU) or Shadow (TSH). Optional Chrome (CHM) frame is available. Add \$47.
- Check textile availability prior to specifying upholstery material.



Stitch detail on Leather upholstered seat

DESCRIPTION	FEATURES	MODEL#	STANDARD TEXTILE GRADES												
			1	2	3	4	5	6	7	8	9	10	11	12	
 <p><b>Honeycomb MB - Armless Flip Seat Nesting Chair</b> COM Yardage: 1 Freight Class: 250 Product Weight (lbs.): 29 Cubic Feet Per Carton: 13.75</p>	Nesting chair.  Ergonomic Features: M, N	<b>1888</b>	\$762	\$802	\$832	\$874	\$939	\$959	\$1015	\$1118	\$1170	\$1265	\$1393	\$1559	
		<b>OVERALL DIMENSIONS</b>			<b>SEAT DIMENSIONS</b>			<b>BACK DIMENSIONS</b>							
		<b>W</b>	<b>D</b>	<b>H</b>	<b>W</b>	<b>D</b>	<b>H</b>	<b>W</b>	<b>H</b>						
		24.5	23.5	36	19.5	17	18	18.5	18						
 <p><b>Mesh MB - Armless Flip Seat Nesting Chair</b> COM Yardage: 1 Freight Class: 250 Product Weight (lbs.): 29 Cubic Feet Per Carton: 13.75</p>	Nesting chair.  Ergonomic Features: M, N	<b>1889</b>	\$752	\$793	\$823	\$866	\$930	\$949	\$1007	\$1110	\$1161	\$1258	\$1388	\$1550	
		<b>OVERALL DIMENSIONS</b>			<b>SEAT DIMENSIONS</b>			<b>BACK DIMENSIONS</b>							
		<b>W</b>	<b>D</b>	<b>H</b>	<b>W</b>	<b>D</b>	<b>H</b>	<b>W</b>	<b>H</b>						
		24.5	23.5	36	19.5	17	18	18.5	18						
 <p><b>Polypropylene MB - Armless Flip Seat Nesting Chair</b> COM Yardage: 1 Freight Class: 250 Product Weight (lbs.): 29 Cubic Feet Per Carton: 13.75</p>	Nesting chair.  Ergonomic Features: M, N	<b>1890</b>	\$752	\$793	\$823	\$866	\$930	\$949	\$1007	\$1110	\$1161	\$1258	\$1388	\$1550	
		<b>OVERALL DIMENSIONS</b>			<b>SEAT DIMENSIONS</b>			<b>BACK DIMENSIONS</b>							
		<b>W</b>	<b>D</b>	<b>H</b>	<b>W</b>	<b>D</b>	<b>H</b>	<b>W</b>	<b>H</b>						
		24.5	23.5	36	19.5	17	18	18.5	18						

DESCRIPTION	FEATURES	MODEL#	STANDARD TEXTILE GRADES											
			1	2	3	4	5	6	7	8	9	10	11	12
 <p><b>Honeycomb MB - Flip Seat Nesting Armchair</b>                      COM Yardage: 1                      Freight Class: 250                      Product Weight (lbs.): 30                      Cubic Feet Per Carton: 13.75</p>	Nesting chair.  Ergonomic Features: M, N	<b>1898</b>	\$829	\$870	\$899	\$942	\$1007	\$1026	\$1082	\$1185	\$1237	\$1333	\$1465	\$1626
			<b>OVERALL DIMENSIONS</b>			<b>SEAT DIMENSIONS</b>			<b>BACK DIMENSIONS</b>					
			<b>W</b>	<b>D</b>	<b>H</b>	<b>W</b>	<b>D</b>	<b>H</b>	<b>W</b>	<b>H</b>				
			24.5	23.5	36	19.5	17	18	18.5	18				
			<b>RTA 00</b>											
 <p><b>Mesh MB - Flip Seat Nesting Armchair</b>                      COM Yardage: 1                      Freight Class: 250                      Product Weight (lbs.): 30                      Cubic Feet Per Carton: 13.75</p>	Nesting chair.  Ergonomic Features: M, N	<b>1899</b>	\$816	\$857	\$887	\$930	\$994	\$1013	\$1071	\$1172	\$1225	\$1322	\$1452	\$1614
			<b>OVERALL DIMENSIONS</b>			<b>SEAT DIMENSIONS</b>			<b>BACK DIMENSIONS</b>					
			<b>W</b>	<b>D</b>	<b>H</b>	<b>W</b>	<b>D</b>	<b>H</b>	<b>W</b>	<b>H</b>				
			24.5	23.5	36	19.5	17	18	18.5	18				
			<b>RTA 00</b>											
 <p><b>Polypropylene MB - Flip Seat Nesting Armchair</b>                      COM Yardage: 1                      Freight Class: 250                      Product Weight (lbs.): 30                      Cubic Feet Per Carton: 13.75</p>	Nesting chair.  Ergonomic Features: M, N	<b>1900</b>	\$816	\$857	\$887	\$930	\$994	\$1013	\$1071	\$1172	\$1225	\$1322	\$1452	\$1614
			<b>OVERALL DIMENSIONS</b>			<b>SEAT DIMENSIONS</b>			<b>BACK DIMENSIONS</b>					
			<b>W</b>	<b>D</b>	<b>H</b>	<b>W</b>	<b>D</b>	<b>H</b>	<b>W</b>	<b>H</b>				
			24.5	23.5	36	19.5	17	18	18.5	18				
			<b>RTA 00</b>											
 <p><b>Upholstered Back Pad</b>                      COM Yardage: 1                      Freight Class: 70                      Product Weight (lbs.): 1.5                      Cubic Feet Per Carton: 1.1</p>		<b>1909</b>	\$204	\$247	\$278	\$326	\$392	\$413	\$472	\$579	\$634	\$735	\$872	\$1044
	<b>OVERALL DIMENSIONS</b>			<b>SEAT DIMENSIONS</b>			<b>BACK DIMENSIONS</b>							
	<b>W</b>		<b>D</b>	<b>H</b>	<b>W</b>	<b>D</b>	<b>H</b>	<b>W</b>	<b>H</b>					
	20.5		19	0.38	21	18	18	20	20.5					
			<b>RTA 00</b>											

SAS™



Mid Back Side Chair  
model 8647



Low Back Counter Stool  
model 8648LBS24



Mid Back Counter Stool  
model 8648PS24



Mid Back Bar Stool  
model 8648PS30

STANDARD FEATURES

- The Sas side chair and stools have a single, molded plywood shell of wood veneer.
- Available with two seat options: unupholstered seat and upholstered seat (P).
- Available in three heights: side chair, counter stool and bar stool.
- Sas side chair in mid back height only. Counter and bar height stools available with mid or low backs.
- Dimensions shown are for unupholstered models.
- Unupholstered side chairs can be stacked up to 4 high on the floor and up to 10 high on the available dolly. Unupholstered stools can be stacked up to 4 high on the floor only. Upholstered models cannot be stacked.
- Check textile availability prior to specifying upholstery material.


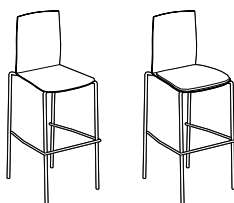
OPTIONAL FEATURES

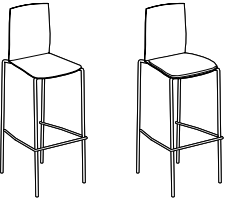
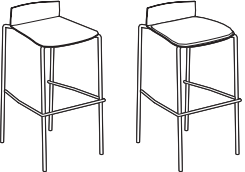
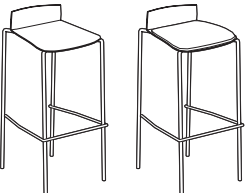

Tubular frame is available in the following finishes:

- **Frame finish**  
(TBL) Black  
(TDW) Designer White  
(TTU) Tungsten  
(CHM) Chrome. **Add \$125**
- **Shell**  
(AAM) Absolute  
(BKM) Black  
(ACM) Cherry  
(EOM) English Oak  
(ECM) Espresso Cafe  
(TFM) Fruitwood  
(HGM) Gray  
(AHM) Honey  
(TMM) Mahogany  
(AVM) Maple  
(MWM) Medium Walnut  
(ASM) Night  
(NBM) Noce Biondo  
(NGM) Noce Grigio  
(NEM) Noce Leggero  
(NMM) Noce Medio  
(SKM) Shaker Cherry  
(TWM) Walnut  
(WTM) WC Cream  
(WHM) White. **Add \$114**  
(WCM) Winter Cherry  
Please Specify.

EXAMPLE SAS ORDER CODE:

8647P	-HD05	-TBL	-AAM
Model #	Textile	Frame Color	Shell

DESCRIPTION	FEATURES	MODEL#	STANDARD TEXTILE GRADES															
			1	2	3	4	5	6	7	8	9	10	11	12				
 <p><b>Mid Back Side Chair</b> COM Yardage: 0.75 Freight Class: 250 Product Weight (lbs.): 12 Cubic Feet Per Carton: 12</p> <p>Stacks 4 high on floor. Stacks 10 high on dolly. Upholstered models do not stack.</p>		<b>8647</b>	\$626	-	-	-	-	-	-	-	-	-	-	-	-			
		<b>8647P</b>	\$808	\$839	\$859	\$891	\$934	\$955	\$995	\$1059	\$1107	\$1162	\$1276	\$1395				
		<b>OVERALL DIMENSIONS</b>			<b>W</b>	<b>D</b>	<b>H</b>	<b>SEAT DIMENSIONS</b>			<b>W</b>	<b>D</b>	<b>H</b>	<b>BACK DIMENSIONS</b>			<b>W</b>	<b>H</b>
		18.75	21	33	16	15.5	18	16	15									
			RTA 00		FedEx		ups		2 per carton									
 <p><b>Mid Back Counter Stool, 24"</b> COM Yardage: 0.75 Freight Class: 400 Product Weight (lbs.): 16 Cubic Feet Per Carton: 14.5</p> <p>Stacks 4 high on floor only. Upholstered models do not stack.</p>		<b>8648S24</b>	\$861	-	-	-	-	-	-	-	-	-	-	-				
		<b>8648PS24</b>	\$1061	\$1089	\$1110	\$1139	\$1181	\$1199	\$1238	\$1298	\$1343	\$1396	\$1501	\$1614				
		<b>OVERALL DIMENSIONS</b>			<b>W</b>	<b>D</b>	<b>H</b>	<b>SEAT DIMENSIONS</b>			<b>W</b>	<b>D</b>	<b>H</b>	<b>BACK DIMENSIONS</b>			<b>W</b>	<b>H</b>
		19.5	22	39	16	15.5	24	16	15									
			RTA 00		1 per carton													

DESCRIPTION	FEATURES	MODEL#	STANDARD TEXTILE GRADES														
 <p><b>Mid Back Bar Stool, 30"</b> COM Yardage: 0.75 Freight Class: 400 Product Weight (lbs.): 16 Cubic Feet Per Carton: 14.5</p>	Stacks 4 high on floor only. Upholstered models do not stack.		1	2	3	4	5	6	7	8	9	10	11	12			
		<b>8648S30</b>	\$861	-	-	-	-	-	-	-	-	-	-	-	-		
		<b>8648PS30</b>	\$1061	\$1089	\$1110	\$1139	\$1181	\$1199	\$1238	\$1298	\$1343	\$1396	\$1501	\$1614			
		Upholstered Seat															
		<b>OVERALL DIMENSIONS</b>			<b>SEAT DIMENSIONS</b>			<b>BACK DIMENSIONS</b>									
			<b>W</b>	<b>D</b>	<b>H</b>	<b>W</b>	<b>D</b>	<b>H</b>	<b>W</b>	<b>H</b>							
		19.5	22	45		16	15.5	30		16	15						
			<b>RTA 00</b>			1 per carton											
 <p><b>Low Back Counter Stool, 24"</b> COM Yardage: 0.75 Freight Class: 400 Product Weight (lbs.): 16 Cubic Feet Per Carton: 8.25</p>	Stacks 4 high on floor only. Upholstered models do not stack.		1	2	3	4	5	6	7	8	9	10	11	12			
		<b>8648LBNS24</b>	\$924	-	-	-	-	-	-	-	-	-	-	-	-		
		<b>8648LBPS24</b>	\$1061	\$1089	\$1110	\$1139	\$1181	\$1199	\$1238	\$1298	\$1343	\$1396	\$1501	\$1614			
		Upholstered Seat															
		<b>OVERALL DIMENSIONS</b>			<b>SEAT DIMENSIONS</b>			<b>BACK DIMENSIONS</b>									
			<b>W</b>	<b>D</b>	<b>H</b>	<b>W</b>	<b>D</b>	<b>H</b>	<b>W</b>	<b>H</b>							
		19.5	22	26.25		16	15.5	24		16	2.25						
			<b>RTA 00</b>			1 per carton											
 <p><b>Low Back Bar Stool, 30"</b> COM Yardage: 0.75 Freight Class: 400 Product Weight (lbs.): 22 Cubic Feet Per Carton: 17</p>	Stacks 4 high on floor only. Upholstered models do not stack.		1	2	3	4	5	6	7	8	9	10	11	12			
		<b>8648LBNS30</b>	\$924	-	-	-	-	-	-	-	-	-	-	-	-		
		<b>8648LBPS30</b>	\$1061	\$1089	\$1110	\$1139	\$1181	\$1199	\$1238	\$1298	\$1343	\$1396	\$1501	\$1614			
		Upholstered Seat															
		<b>OVERALL DIMENSIONS</b>			<b>SEAT DIMENSIONS</b>			<b>BACK DIMENSIONS</b>									
			<b>W</b>	<b>D</b>	<b>H</b>	<b>W</b>	<b>D</b>	<b>H</b>	<b>W</b>	<b>H</b>							
		19.5	22	32.25		16	15.5	30		16	2.25						
			<b>RTA 00</b>			1 per carton											
 <p><b>Dolly</b> COM Yardage: N/A Freight Class: 250 Product Weight (lbs.): 19 Cubic Feet Per Carton: 10.75</p>			1	2	3	4	5	6	7	8	9	10	11	12			
	<b>8649</b>	\$575	-	-	-	-	-	-	-	-	-	-	-	-			
		<b>OVERALL DIMENSIONS</b>			<b>SEAT DIMENSIONS</b>			<b>BACK DIMENSIONS</b>									
			<b>W</b>	<b>D</b>	<b>H</b>	<b>W</b>	<b>D</b>	<b>H</b>	<b>W</b>	<b>H</b>							
		25.75	28.5	22		-	-	-		-	-						
			<b>RTA 00</b>			FedEx			ups			1 per carton					

SIDERO



model 6901 (BLK)



model 6900 (BLK) Stacked



model 6901TR



model 6900C



model 6905



model 6903

Sidero Chairs Stacking Capability		
Models Types	Stacking on floor	Stacking on dolly
Arm Chairs without Casters	up to 5 high	up to 8 high
Arm Chairs with Casters	up to 3 high	N/A
Armless Chairs without Casters	up to 5 high	up to 8 high
Armless Chairs with Casters	up to 3 high	N/A
Preschool Armless Models	up to 4 high	N/A

STANDARD FEATURES

- Sidero seating has a sculptured appearance, featuring wide curved arms and a round tubular steel frame, with wall safe construction.
- Sidero series includes side chairs (arms and armless), available with casters or with a sled base, counter stools and barstools.
- Arms are 2 1/8 inches wide and full length, offering support to help stabilize users as they sit in or exit chairs.
- The gently curved arms are made from incredibly strong fiberglass reinforced nylon.
- The back of the chair is compound curved to provide comfort and support in multiple seating positions. No visible back attachment hardware. Backs are attached using concealed hardware only.
- The outer back is upholstered in the same material selection as the rest of the chair.
- Chairs are "Wall Safe." Rear legs hit the baseboard first leaving clearance between the back of the chair and the wall, saving both the chair and the wall from damage.
- Legs flair out to the rear to provide additional stability.
- The rugged steel frame is made from round welded steel tubing 7/8" dia.
- Armchairs (four legged and sled base) can be joined together using ganging clamp model 5233. Armless chairs (four legged and sled base) can be joined together using ganging clamp model 6526.
- Equipped with a polypropylene seat shroud that helps stabilize chairs when stacked and avoid frame imprints on upholstered seats.
- Four legged models can be stacked. Stools and sled base models do not stack. Please note when stacking painted frame chairs, paint may scratch.
- Standard glide is a durable Black Polypropylene foot.
- Four Legged chairs with casters are standard with (C82) dual wheel carpet casters.
- Sidero beam seating consists of upper seat units (6930, 6931) including mounting brackets and all hardware necessary for attachment to beam.
- For all beam components, tables and a complete list of available upper seat units, see Beam Seating series.

- Tablet arms are extremely rugged and meet ANSI-BIFMA testing requirements. Tablet hinges up to allow ease of egress. Tablet slides forward and back to accommodate any body size comfortably. Tablet models do not stack.
- Standard tablet (D8) size is 18"D x 14.5"W and is made of Black polymer. Tablets are attached at the left or right (as seated) Tablet arms are not available on stools. Specify (L) left or (R) right tablet. (Example: 6901TL or 6901TR).
- Check textile availability prior to specifying upholstery material.

OPTIONAL FEATURES

- **Frame finish**  
 (TBL) Black (TDW) Designer White  
 (TFO) Fog (TFR) Frost  
 (TIV) Cloud (TKA) Kalua  
 (TLA) Latte (TMO) Mocha  
 (TNE) Nevada (TOA) Toast  
 (TSH) Shadow (TSN) Sand  
 (TTU) Tungsten  
 (CHM) Chrome. Add \$47.  
 Please Specify.
- An optional 18.5"D x 18.5"W high pressure laminate writing tablet is available. The core is hardwood veneer plywood with radiused edge finished in clear lacquer. This writing tablet is offered in the following finishes: Black (BLK), Clear Maple (CMB), Designer White (DWT) and Noce Grigio (NGL). Please specify. Add \$68.
- Glides with felt pads (FG) are available for vinyl sheet, cork or laminate flooring, please specify. Add \$60.
- Glides with rubber pads (RG) are available for vinyl, hardwood, laminate, stone or ceramic flooring, please specify. Add \$64
- For chairs used on hard surface floors PLEASE SPECIFY Opaque (off White) Non-Marking Glides (NM). No upcharge.
- Steel cushioned self-leveling glide is optionally available. Please specify (B), add \$36
- For hard surface flooring please Specify (C9R). with rubber covered wheels. Add \$104.
- An optional abrasion-resistant outer back fabric (polyester) is available. Resistant to impact damage. Available in Black only. Add \$25.
- Optional 1 inch additional seat foam. Please specify (3F). Add \$46.

DESCRIPTION FEATURES MODEL# STANDARD TEXTILE GRADES



**Armchair**  
 COM Yardage: 1.25  
 Freight Class: 250  
 Product Weight (lbs.): 29  
 Cubic Feet Per Carton: 13.5

Stacks 5 high on floor.  
 Stacks 8 high on dolly.  
 Tablet models do not stack.

MODEL#	1	2	3	4	5	6	7	8	9	10	11	12
6900	\$621	\$670	\$706	\$759	\$840	\$867	\$935	\$1067	\$1129	\$1248	\$1412	\$1616

OVERALL DIMENSIONS			SEAT DIMENSIONS			BACK DIMENSIONS		
W	D	H	W	D	H	W	H	
25.5	24	33	19.5	18	17.5	19	15.5	







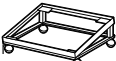
**Armchair w/ Casters**  
 COM Yardage: 1.25  
 Freight Class: 250  
 Product Weight (lbs.): 29  
 Cubic Feet Per Carton: 13.5




Stacks 3 high on floor.  
 Tablet models do not stack.



MODEL#	1	2	3	4	5	6	7	8	9	10	11	12
6900C	\$707	\$756	\$795	\$848	\$927	\$955	\$1023	\$1153	\$1216	\$1334	\$1501	\$1703

OVERALL DIMENSIONS			SEAT DIMENSIONS			BACK DIMENSIONS		
W	D	H	W	D	H	W	H	
25.5	24	33	19.5	18	17.5	19	15.5	



DESCRIPTION	FEATURES	MODEL#	STANDARD TEXTILE GRADES											
			1	2	3	4	5	6	7	8	9	10	11	12
 <p><b>Side Chair</b> COM Yardage: 1.25 Freight Class: 250 Product Weight (lbs.): 26 Cubic Feet Per Carton: 11.25</p>	<p>Stacks 5 high on floor. Stacks 8 high on dolly. Tablet models do not stack.</p> <p>Available with tablet: Specify (L) left or (R) right tablet.</p>	<b>6901</b>	\$561	\$610	\$646	\$701	\$780	\$808	\$877	\$1007	\$1069	\$1188	\$1354	\$1556
		<b>6901T</b>	\$901	\$949	\$984	\$1035	\$1110	\$1147	\$1212	\$1319	\$1404	\$1495	\$1684	\$1887
		<b>OVERALL DIMENSIONS</b>			<b>SEAT DIMENSIONS</b>			<b>BACK DIMENSIONS</b>						
		<b>W</b>	<b>D</b>	<b>H</b>	<b>W</b>	<b>D</b>	<b>H</b>	<b>W</b>	<b>H</b>					
			21	24	33	19.5	18	17.5	19	15.5				
			<b>RTA 00</b>	<b>FedEx</b>	<b>ups</b>									
 <p><b>Side Chair w/ Casters</b> COM Yardage: 1.25 Freight Class: 250 Product Weight (lbs.): 26 Cubic Feet Per Carton: 11.25</p>	<p>Stacks 3 high on floor. Tablet models do not stack.</p> <p>Available with tablet: Specify (L) left or (R) right tablet.</p>	<b>6901C</b>	\$673	\$723	\$762	\$816	\$894	\$924	\$993	\$1120	\$1183	\$1302	\$1468	\$1670
		<b>6901CT</b>	\$1028	\$1076	\$1111	\$1162	\$1238	\$1273	\$1340	\$1447	\$1530	\$1622	\$1811	\$2014
		<b>OVERALL DIMENSIONS</b>			<b>SEAT DIMENSIONS</b>			<b>BACK DIMENSIONS</b>						
		<b>W</b>	<b>D</b>	<b>H</b>	<b>W</b>	<b>D</b>	<b>H</b>	<b>W</b>	<b>H</b>					
			21	24	33	19.5	18	17.5	19	15.5				
			<b>RTA 00</b>	<b>FedEx</b>	<b>ups</b>									
 <p><b>Armchair - Sled Base</b> COM Yardage: 1.25 Freight Class: 250 Product Weight (lbs.): 32 Cubic Feet Per Carton: 13.5</p>	<p>Does not stack.</p>	<b>6902</b>	\$776	\$826	\$865	\$919	\$997	\$1024	\$1092	\$1223	\$1286	\$1405	\$1570	\$1773
		<b>OVERALL DIMENSIONS</b>			<b>SEAT DIMENSIONS</b>			<b>BACK DIMENSIONS</b>						
		<b>W</b>	<b>D</b>	<b>H</b>	<b>W</b>	<b>D</b>	<b>H</b>	<b>W</b>	<b>H</b>					
					25.5	24	33	19.5	18	17.5	19	15.5		
			<b>RTA 00</b>	<b>FedEx</b>	<b>ups</b>									
 <p><b>Side Chair - Sled Base</b> COM Yardage: 1.25 Freight Class: 250 Product Weight (lbs.): 29 Cubic Feet Per Carton: 11.25</p>	<p>Does not stack.</p>	<b>6903</b>	\$720	\$770	\$809	\$861	\$940	\$968	\$1036	\$1166	\$1229	\$1347	\$1514	\$1717
		<b>OVERALL DIMENSIONS</b>			<b>SEAT DIMENSIONS</b>			<b>BACK DIMENSIONS</b>						
		<b>W</b>	<b>D</b>	<b>H</b>	<b>W</b>	<b>D</b>	<b>H</b>	<b>W</b>	<b>H</b>					
					21	24	33	19.5	18	17.5	19	15.5		
			<b>RTA 00</b>	<b>FedEx</b>	<b>ups</b>									
 <p><b>Dolly</b> COM Yardage: N/A Freight Class: 150 Product Weight (lbs.): 16 Cubic Feet Per Carton: 3.8</p>		<b>2125WS</b>	\$477	-	-	-	-	-	-	-	-	-	-	-
		<b>OVERALL DIMENSIONS</b>			<b>SEAT DIMENSIONS</b>			<b>BACK DIMENSIONS</b>						
		<b>W</b>	<b>D</b>	<b>H</b>	<b>W</b>	<b>D</b>	<b>H</b>	<b>W</b>	<b>H</b>					
					23.25	24.75	12.25	-	-	-	-	-		
			<b>RTA 1</b>	<b>FedEx</b>	<b>ups</b>									

DESCRIPTION	FEATURES	MODEL#	STANDARD TEXTILE GRADES											
			1	2	3	4	5	6	7	8	9	10	11	12
 <p><b>Counter Stool w/Arms</b> COM Yardage: 1.25 Freight Class: 300 Product Weight (lbs.): 32 Cubic Feet Per Carton: 17.5</p>	Does not stack.	6904	\$839	\$890	\$930	\$982	\$1060	\$1090	\$1159	\$1289	\$1349	\$1470	\$1634	\$1840
			OVERALL DIMENSIONS			SEAT DIMENSIONS			BACK DIMENSIONS					
			W	D	H	W	D	H	W	H				
			25.5	24	40.5	19.5	18	24.5	19	15.5				
			RTA 00											
 <p><b>Armless Counter Stool</b> COM Yardage: 1.25 Freight Class: 300 Product Weight (lbs.): 28 Cubic Feet Per Carton: 14.5</p>	Does not stack.	6905	\$774	\$823	\$862	\$914	\$994	\$1021	\$1088	\$1220	\$1283	\$1401	\$1567	\$1770
			OVERALL DIMENSIONS			SEAT DIMENSIONS			BACK DIMENSIONS					
			W	D	H	W	D	H	W	H				
			21	24	40.5	19.5	18	24.5	19	15.5				
			RTA 00											
 <p><b>Barstool w/Arms</b> COM Yardage: 1.25 Freight Class: 300 Product Weight (lbs.): 34 Cubic Feet Per Carton: 20</p>	Does not stack.	6906	\$877	\$928	\$968	\$1020	\$1098	\$1128	\$1197	\$1327	\$1387	\$1508	\$1672	\$1878
			OVERALL DIMENSIONS			SEAT DIMENSIONS			BACK DIMENSIONS					
			W	D	H	W	D	H	W	H				
			25.5	24	44.5	19.5	18	28.5	19	15.5				
			RTA 00											
 <p><b>Armless Barstool</b> COM Yardage: 1.25 Freight Class: 300 Product Weight (lbs.): 30 Cubic Feet Per Carton: 15.75</p>	Does not stack.	6907	\$792	\$841	\$880	\$933	\$1012	\$1040	\$1108	\$1238	\$1301	\$1419	\$1586	\$1789
			OVERALL DIMENSIONS			SEAT DIMENSIONS			BACK DIMENSIONS					
			W	D	H	W	D	H	W	H				
			21	24	44.5	19.5	18	28.5	19	15.5				
			RTA 00											
 <p><b>Armless Chair - 13" High Seat</b> COM Yardage: 1 Freight Class: 250 Product Weight (lbs.): 15 Cubic Feet Per Carton: 4.1</p>	Stack up to 4 high on floor. For Preschool to Grade 2.	6909	\$503	\$546	\$574	\$620	\$681	\$701	\$758	\$861	\$913	\$1009	\$1140	\$1301
			OVERALL DIMENSIONS			SEAT DIMENSIONS			BACK DIMENSIONS					
			W	D	H	W	D	H	W	H				
			15.5	15.5	24	14	10	13	13.5	11				
			RTA 00			FedEx			UPS					

DESCRIPTION	FEATURES	MODEL#	STANDARD TEXTILE GRADES													
			1	2	3	4	5	6	7	8	9	10	11	12		
 <p><b>Seat Unit w/Arms</b> COM Yardage: 1.25 Freight Class: 300 Product Weight (lbs.): 20 Cubic Feet Per Carton: 9.75</p>	<p>Upholstered Seat and Back. Use with beam.</p>	<b>6930</b>	\$770	\$823	\$864	\$925	\$1008	\$1048	\$1125	\$1247	\$1342	\$1447	\$1663	\$1890		
		<b>OVERALL DIMENSIONS</b>			<b>SEAT DIMENSIONS</b>			<b>BACK DIMENSIONS</b>								
		<b>W</b>	<b>D</b>	<b>H</b>	<b>W</b>	<b>D</b>	<b>H</b>	<b>W</b>	<b>H</b>							
		25.5	23.5	19	19.5	18	-	19	15.5							
			<b>RTA 00</b>													
 <p><b>Armless Seat Unit</b> COM Yardage: 1.25 Freight Class: 300 Product Weight (lbs.): 18 Cubic Feet Per Carton: 9.75</p>	<p>Upholstered Seat and Back. Use with beam.</p>	<b>6931</b>	705	\$758	\$799	\$860	\$943	\$983	\$1060	\$1182	\$1277	\$1382	\$1598	\$1825		
		<b>OVERALL DIMENSIONS</b>			<b>SEAT DIMENSIONS</b>			<b>BACK DIMENSIONS</b>								
		<b>W</b>	<b>D</b>	<b>H</b>	<b>W</b>	<b>D</b>	<b>H</b>	<b>W</b>	<b>H</b>							
		21	23.5	19	19.5	18	-	19	15.5							
			<b>RTA 00</b>													

## SONIC™



model 6508MBWS



model 6513WS



model 6509TRWS



model 6525



model 6569



model 6564

## STANDARD FEATURES

- Sonic multi-purpose series includes: four-leg, sled base, 5 star base task, and fixed pedestal base and beam seating in addition to bar, counter and height adjustable stools.
- Four-legged/freestanding models are standard with a straight leg or with a "WS" wall saver frame and durable polypropylene glides.
- WS models have a wall saver frame design; the base touches the wall before the upper back to protect the wall from damage.
- Four-legged/freestanding chairs are available with painted or chrome legs.
- Models are available with or without arms. As of January 1, 2025, arms will match the poly seat color selection. For Black arms (to match previous standard), specify **BLK** for arm finish selection.
- Freestanding models are stackable up to 5 high on floor and 10 high on dolly 6517WS. **Caster models do not stack.**
- Tablet arms are available on all seated height base types (not available on stools).
- Tablet arms are extremely rugged and meet ANSI-BIFMA testing requirements. Tablet hinges up to allow ease of egress. Tablet slides forward and back to accommodate any body size comfortably. Tablet models do not stack.
- Standard tablet (**D8**) size is 18" d x 14 1/2" w and is made of black polymer. Tablets are attached at the left or right (as seated). Optional 18.5"D x 18.5"W high pressure laminate writing tablet is available. Core is hardwood veneer plywood with radiused edge finished in clear lacquer. Please specify.
- Sonic beam seating consists of upper seat units (models 6501, 6502, 6503, 6504, 6505, and 6506) including mounting brackets and all hardware necessary for attachment to beam
- For all beam components, tables and a complete list of available upper seat units, see Beam Seating series.
- Task chairs and height adjustable stools have a five star, reinforced, black nylon base.
- All Sonic models with casters have black, dual-wheel casters. Select caster based on flooring type.
- Pedestal base models provide fixed location seating for use in auditoriums, classrooms, jury boxes, public venues and more. The base must be mounted to the floor (mounting hardware not included). See Pedestal Base Installation Guide for details.
- Upholstery inserts are simple to replace for ease of on-site long term maintenance.
- Mesh back models (MB suffix) are available with Black back frames and Black mesh only.
- **Specifications and pricing are for 1 chair.**
- Check textile availability prior to specifying upholstery material.

## OPTIONAL FEATURES

- **Arm finish**  
(**MSH**) Matching arms (standard).  
(**BLK**) Black arms. No upcharge.
- **Back, seat and arm finish**  
Polypropylene seats, backs and nylon arms are available in 14 designer colors. Arms match selected seat/back finish or can be specified with Black (BLK) arms. No upcharge.  
(**BZB**) Buzz Blue (**EGP**) Eggplant (**BLK**) Night  
(**CCT**) Cactus (**FOG**) Fog (**SND**) Sand  
(**CRO**) Carrot (**FRO**) Frost (**SAR**) Scarlet  
(**IVC**) Cloud (**INK**) Ink (**SHW**) Shadow  
(**DJN**) Dijon (**LAB**) Latte
- **Frame finish**  
Painted finishes:  
(**TBL**) Black (**TFO**) Fog (**TMO**) Mocha  
(**TBZ**) Buzz Blue (**TFR**) Frost (**TNE**) Nevada  
(**TCC**) Cactus (**TIN**) Tin (**TOA**) Toast  
(**TCR**) Carrot (**TIV**) Cloud (**TSH**) Shadow  
(**TBL**) Dijon (**TKA**) Kalua (**TSD**) Sand  
(**TDW**) Designer White (**TSR**) Scarlet  
(**TEG**) Eggplant (**TLA**) Latte (**TTU**) Tungsten  
Metallics:  
(**CHM**) Chrome
- **Glide type** (four-legged chair + stool models)  
(**BG**) Black nylon glide for most floor surfaces.  
(**NM**) White nylon Glide non-marking glide for most floor surfaces.  
(**FG**) Felt glide for most hard floor surfaces. Add \$64  
(**RG**) Rubber non-slip glide for most hard floor surfaces. Add \$64.  
(**B**) Steel cushioned self-leveling glide for most floor surfaces. Add \$36.
- **Glide type** (sled base chair models)  
(**GLD**) Black, non-marking glides for most floor surfaces.  
(**NM**) White nylon Glide non-marking glide for most floor surfaces.
- **Caster type** (four-legged chair models)  
(**C1**) 2" carpet casters.  
(**C9R**) 2-1/2" hard surface flooring casters. Add \$62  
(**C15**) 2" manual locking casters. Add \$111.  
(**C14R**) 2" auto-locking, rubber caster. Add \$290.
- **Caster type** (task base models)  
(**C65**) 2" carpet casters or  
(**C65R**) 2" hard surface flooring casters. Add \$78
- **Tablets** (standard)  
(**D8**) Black polymer. 18"D x 14.5"W
- **Tablets** (high pressure laminate)  
Add \$68  
(**BLK**) Black (**DWT**) Designer White  
(**CMB**) Clear Maple (**NGL**) Noce Grigio
- **Pedestal base**  
Black metal base with 2" height adjust cylinders.  
(**SH**) Swivel, auto return to max height.  
(**SN**) Non-swivel, auto return to max height. Add \$23.  
(**SC**) Swivel, self-centering and return to max height. Add \$35.

## DESCRIPTION

## FEATURES

## MODEL#

## STANDARD TEXTILE GRADES

	1	2	3	4	5	6	7	8	9	10	11	12
6500BR	\$249	-	-	-	-	-	-	-	-	-	-	-

## OVERALL DIMENSIONS

W D H

19.25 14.75 6

## SEAT DIMENSIONS

W D H

-

## BACK DIMENSIONS

W H

-

















## Book Rack


















COM Yardage: N/A  
Freight Class: 250  
Product Weight (lbs.): 5  
Cubic Feet Per Carton: 1.40 (1 per carton)

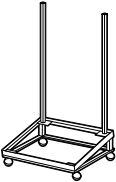
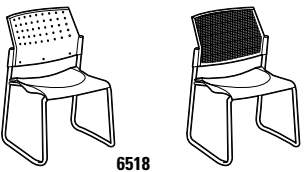
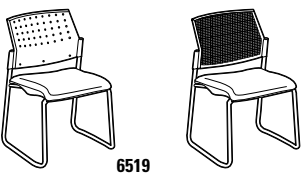

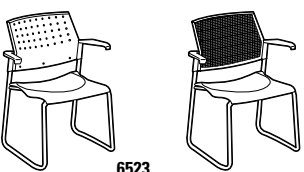
Use with Tablet models.

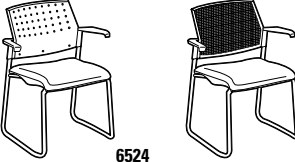

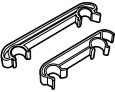
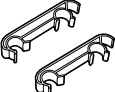

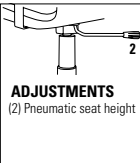


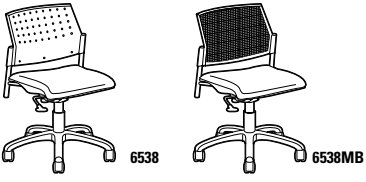
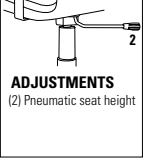

DESCRIPTION	FEATURES	MODEL#	STANDARD TEXTILE GRADES											
			1	2	3	4	5	6	7	8	9	10	11	12
 <p><b>Armless Seat Unit</b> COM Yardage: N/A Freight Class: 250 Product Weight (lbs.): 12 Cubic Feet Per Carton: 3.25 (2 per carton)</p>	Polypropylene Seat and Back. Use with Beam.	6501	\$466	-	-	-	-	-	-	-	-	-	-	-
		<b>OVERALL DIMENSIONS</b>			<b>SEAT DIMENSIONS</b>			<b>BACK DIMENSIONS</b>						
		<b>W</b>	<b>D</b>	<b>H</b>	<b>W</b>	<b>D</b>	<b>H</b>	<b>W</b>	<b>H</b>					
		20	21.5	17	17	16	-	17	15					
			<b>RTA 00</b>	<b>FedEx</b>		<b>ups</b>								
 <p><b>Armless Seat Unit</b> COM Yardage: 0.75 Freight Class: 250 Product Weight (lbs.): 12 Cubic Feet Per Carton: 3.25 (2 per carton)</p>	Upholstered Seat and Polypropylene Back. Use with Beam.	6502	\$525	\$558	\$578	\$614	\$665	\$680	\$724	\$805	\$845	\$920	\$1023	\$1154
		<b>OVERALL DIMENSIONS</b>			<b>SEAT DIMENSIONS</b>			<b>BACK DIMENSIONS</b>						
		<b>W</b>	<b>D</b>	<b>H</b>	<b>W</b>	<b>D</b>	<b>H</b>	<b>W</b>	<b>H</b>					
		20	22	17	17	16	-	17	15					
			<b>RTA 00</b>	<b>FedEx</b>		<b>ups</b>								
 <p><b>Armless Seat Unit</b> COM Yardage: 0.75 Freight Class: 150 Product Weight (lbs.): 13 Cubic Feet Per Carton: 3.25 (2 per carton)</p>	Upholstered Seat and Back. Use with Beam.	6503	\$581	\$612	\$634	\$670	\$719	\$737	\$778	\$861	\$901	\$976	\$1082	\$1208
		<b>OVERALL DIMENSIONS</b>			<b>SEAT DIMENSIONS</b>			<b>BACK DIMENSIONS</b>						
		<b>W</b>	<b>D</b>	<b>H</b>	<b>W</b>	<b>D</b>	<b>H</b>	<b>W</b>	<b>H</b>					
		20	22	17	17	15.5	-	17	15					
			<b>RTA 00</b>	<b>FedEx</b>		<b>ups</b>								
 <p><b>Seat Unit w/Arms</b> COM Yardage: N/A Freight Class: 150 Product Weight (lbs.): 13 Cubic Feet Per Carton: 3.25 (2 per carton)</p>	Polypropylene Seat and Back. Use with Beam.	6504	\$548	-	-	-	-	-	-	-	-	-	-	
		<b>OVERALL DIMENSIONS</b>			<b>SEAT DIMENSIONS</b>			<b>BACK DIMENSIONS</b>						
		<b>W</b>	<b>D</b>	<b>H</b>	<b>W</b>	<b>D</b>	<b>H</b>	<b>W</b>	<b>H</b>					
		23	21.5	17	17	16	-	17	15					
			<b>RTA 00</b>	<b>FedEx</b>		<b>ups</b>								
 <p><b>Seat Unit w/Arms</b> COM Yardage: 0.75 Freight Class: 22 Product Weight (lbs.): 13 Cubic Feet Per Carton: 3.25 (2 per carton)</p>	Upholstered Seat and Polypropylene Back. Use with Beam.	6505	\$608	\$637	\$661	\$696	\$746	\$761	\$806	\$886	\$926	\$1002	\$1106	\$1235
		<b>OVERALL DIMENSIONS</b>			<b>SEAT DIMENSIONS</b>			<b>BACK DIMENSIONS</b>						
		<b>W</b>	<b>D</b>	<b>H</b>	<b>W</b>	<b>D</b>	<b>H</b>	<b>W</b>	<b>H</b>					
		23	22	17	17	16	-	17	15					
			<b>RTA 00</b>	<b>FedEx</b>		<b>ups</b>								


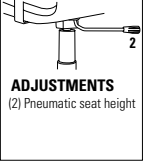

DESCRIPTION	FEATURES	MODEL#	STANDARD TEXTILE GRADES												
			1	2	3	4	5	6	7	8	9	10	11	12	
 <p><b>Seat Unit w/Arms</b> COM Yardage: 0.75 Freight Class: 150 Product Weight (lbs.): 14 Cubic Feet Per Carton: 3.25 (2 per carton)</p>	Upholstered Seat and Back Use with Beam.	6506	\$664	\$697	\$719	\$755	\$804	\$821	\$863	\$945	\$986	\$1061	\$1167	\$1293	
		<b>OVERALL DIMENSIONS</b>			<b>SEAT DIMENSIONS</b>			<b>BACK DIMENSIONS</b>							
		<b>W</b>	<b>D</b>	<b>H</b>	<b>W</b>	<b>D</b>	<b>H</b>	<b>W</b>	<b>H</b>						
		23	22	17	17	16	-	17	15						
			RTA 00	FedEx		ups									
  <p><b>6508</b>      <b>6508MB</b> (Mesh back)</p> <p><b>Armless Chair</b> COM Yardage: N/A Freight Class: 250 Product Weight (lbs.): 10 Cubic Feet Per Carton: 13.5 (2 per carton)</p>	Polypropylene Seat. Stacks 5 high on floor. Stacks 10 high on dolly.	6508	\$350	-	-	-	-	-	-	-	-	-	-	-	
		6508WS	\$383	-	-	-	-	-	-	-	-	-	-	-	-
		6508MB	\$418	-	-	-	-	-	-	-	-	-	-	-	-
		6508WSMB	\$451	-	-	-	-	-	-	-	-	-	-	-	-
<b>OVERALL DIMENSIONS</b>			<b>SEAT DIMENSIONS</b>			<b>BACK DIMENSIONS</b>									
<b>W</b>	<b>D</b>	<b>H</b>	<b>W</b>	<b>D</b>	<b>H</b>	<b>W</b>	<b>H</b>								
21.5	21.5	33	17	16	18	17	15								
			RTA 00	FedEx		ups									
  <p><b>6508TR</b>      <b>6508TRMB</b> (Mesh back)</p> <p><b>Armless Chair w/Tablet</b> COM Yardage: N/A Freight Class: 250 Product Weight (lbs.): 26 Cubic Feet Per Carton: 14.25 (1 per carton)</p>	Polypropylene Seat. Does not stack. <b>Must specify (L) Left or (R) Right Tablet</b> (Example: 6508TL or 6508TR)	6508T	\$697	-	-	-	-	-	-	-	-	-	-		
		6508TWS	\$734	-	-	-	-	-	-	-	-	-	-	-	
		6508TMB	\$762	-	-	-	-	-	-	-	-	-	-	-	
		6508TWSMB	\$796	-	-	-	-	-	-	-	-	-	-	-	
<b>OVERALL DIMENSIONS</b>			<b>SEAT DIMENSIONS</b>			<b>BACK DIMENSIONS</b>									
<b>W</b>	<b>D</b>	<b>H</b>	<b>W</b>	<b>D</b>	<b>H</b>	<b>W</b>	<b>H</b>								
24.75	26.5	32.5	17	16	18	17	15								
			RTA 00	FedEx		ups									
  <p><b>6509</b>      <b>6509MB</b> (Mesh Back)</p> <p><b>Armless Chair</b> COM Yardage: 0.75 Freight Class: 300 Product Weight (lbs.): 10 Cubic Feet Per Carton: 13.5 (2 per carton)</p>	Upholstered Seat. Stacks 5 high on floor. Stacks 10 high on dolly.	6509	\$404	\$437	\$457	\$495	\$541	\$560	\$602	\$684	\$720	\$796	\$894	\$1024	
		6509MB	\$470	\$503	\$523	\$561	\$607	\$626	\$668	\$750	\$786	\$862	\$968	\$1097	
		6509WS	\$470	\$499	\$521	\$559	\$606	\$621	\$665	\$745	\$782	\$857	\$958	\$1088	
		6509WSMB	\$509	\$544	\$564	\$600	\$650	\$665	\$709	\$790	\$830	\$906	\$1011	\$1138	
<b>OVERALL DIMENSIONS</b>			<b>SEAT DIMENSIONS</b>			<b>BACK DIMENSIONS</b>									
<b>W</b>	<b>D</b>	<b>H</b>	<b>W</b>	<b>D</b>	<b>H</b>	<b>W</b>	<b>H</b>								
21.5	22	33	17	16	18.5	17	15								
			RTA 00	FedEx		ups									
  <p><b>6509TR</b>      <b>6509TRMB</b> (Mesh back)</p> <p><b>Armless Chair w/Tablet</b> COM Yardage: 0.75 Freight Class: 250 Product Weight (lbs.): 28 Cubic Feet Per Carton: 14.25 (1 per carton)</p>	Upholstered Seat. Does not stack. <b>Must specify (L) Left or (R) Right Tablet</b> (Example: 6509TL or 6509TR)	6509T	\$745	\$781	\$807	\$843	\$895	\$913	\$962	\$1048	\$1090	\$1172	\$1280	\$1419	
		6509TWS	\$780	\$816	\$842	\$878	\$930	\$948	\$997	\$1083	\$1125	\$1207	\$1315	\$1454	
		6509TMB	\$808	\$844	\$870	\$906	\$958	\$976	\$1025	\$1111	\$1153	\$1235	\$1343	\$1482	
		6509TWSMB	\$843	\$879	\$905	\$941	\$993	\$1011	\$1060	\$1146	\$1188	\$1270	\$1378	\$1517	
<b>OVERALL DIMENSIONS</b>			<b>SEAT DIMENSIONS</b>			<b>BACK DIMENSIONS</b>									
<b>W</b>	<b>D</b>	<b>H</b>	<b>W</b>	<b>D</b>	<b>H</b>	<b>W</b>	<b>H</b>								
24.75	26.5	32.5	17	16	18.5	17	15								
			RTA 00	FedEx		ups									

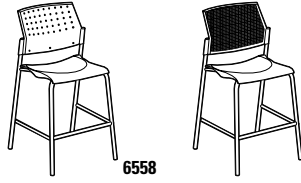
DESCRIPTION	FEATURES	MODEL#	STANDARD TEXTILE GRADES											
			1	2	3	4	5	6	7	8	9	10	11	12
 <p><b>6511</b></p> <p><b>Armless Chair</b> COM Yardage: 0.75 Freight Class: 300 Product Weight (lbs.): 11 Cubic Feet Per Carton: 13.5 (2 per carton)</p>	<p>Upholstered Seat and Back. Stacks 5 high on floor. Stacks 10 high on dolly.</p>	<p><b>6511</b>    \$452   \$485   \$509   \$543   \$590   \$608   \$649   \$730   \$766   \$845   \$944   \$1071  <b>6511WS</b>   \$485   \$520   \$542   \$576   \$623   \$641   \$682   \$764   \$801   \$874   \$977   \$1105</p>	<b>OVERALL DIMENSIONS</b>			<b>SEAT DIMENSIONS</b>			<b>BACK DIMENSIONS</b>					
			<b>W</b>	<b>D</b>	<b>H</b>	<b>W</b>	<b>D</b>	<b>H</b>	<b>W</b>	<b>H</b>				
			21.5	21.5	32	17	16	18.5	17	15				
			<p><b>RTA 00</b>        </p>											
 <p><b>6511T</b></p> <p><b>Armless Chair w/Tablet</b> COM Yardage: 0.75 Freight Class: 250 Product Weight (lbs.): 28 Cubic Feet Per Carton: 14.25 (1 per carton)</p>	<p>Upholstered Seat &amp; Back. Does not stack. <b>Must specify (L) Left or (R) Right Tablet</b> (Example: 6511TL or 6511TR)</p>	<p><b>6511T</b>    \$802   \$838   \$864   \$900   \$952   \$970   \$1019   \$1105   \$1147   \$1229   \$1337   \$1476</p>	<b>OVERALL DIMENSIONS</b>			<b>SEAT DIMENSIONS</b>			<b>BACK DIMENSIONS</b>					
			<b>W</b>	<b>D</b>	<b>H</b>	<b>W</b>	<b>D</b>	<b>H</b>	<b>W</b>	<b>H</b>				
			24.75	26.5	32.5	17	16	18.5	17	15				
			<p><b>RTA 00</b>        </p>											
 <p><b>6513</b></p>  <p><b>6513MB (Mesh back)</b></p> <p><b>Armchair w/Tablet</b> COM Yardage: N/A Freight Class: 250 Product Weight (lbs.): 11 Cubic Feet Per Carton: 13.5 (2 per carton)</p>	<p>Polypropylene Seat. Stacks 5 high on floor. Stacks 10 high on dolly.</p>	<p><b>6513</b>    \$426   -   -   -   -   -   -   -   -   -   -   -  <b>6513WS</b>   \$470   -   -   -   -   -   -   -   -   -   -   -  <b>6513MB</b>   \$492   -   -   -   -   -   -   -   -   -   -   -  <b>6513WSMB</b> \$536   -   -   -   -   -   -   -   -   -   -   -</p>	<b>OVERALL DIMENSIONS</b>			<b>SEAT DIMENSIONS</b>			<b>BACK DIMENSIONS</b>					
			<b>W</b>	<b>D</b>	<b>H</b>	<b>W</b>	<b>D</b>	<b>H</b>	<b>W</b>	<b>H</b>				
			23	21.5	33	17	16	18	17	15				
			<p><b>RTA 00</b>        </p>											
 <p><b>6514</b></p>  <p><b>6514MB (Mesh Back)</b></p> <p><b>Armchair</b> COM Yardage: 0.75 Freight Class: 300 Product Weight (lbs.): 11 Cubic Feet Per Carton: 13.5 (2 per carton)</p>	<p>Upholstered Seat. Stacks 5 high on floor. Stacks 10 high on dolly.</p>	<p><b>6514</b>    \$476   \$507   \$529   \$565   \$613   \$627   \$672   \$753   \$789   \$864   \$965   \$1094  <b>6514WS</b>   \$510   \$541   \$563   \$599   \$646   \$661   \$705   \$785   \$823   \$898   \$999   \$1128  <b>6514MB</b>   \$547   \$583   \$604   \$640   \$690   \$706   \$751   \$829   \$869   \$944   \$1049   \$1177  <b>6514WSMB</b> \$591   \$608   \$629   \$664   \$716   \$731   \$773   \$858   \$896   \$971   \$1074   \$1206</p>	<b>OVERALL DIMENSIONS</b>			<b>SEAT DIMENSIONS</b>			<b>BACK DIMENSIONS</b>					
			<b>W</b>	<b>D</b>	<b>H</b>	<b>W</b>	<b>D</b>	<b>H</b>	<b>W</b>	<b>H</b>				
			23	22	33	17	16	18.5	17	15				
			<p><b>RTA 00</b>        </p>											
 <p><b>6515</b></p> <p><b>Armchair</b> COM Yardage: 0.75 Freight Class: 300 Product Weight (lbs.): 11.50 Cubic Feet Per Carton: 5.88 (2 per carton)</p>	<p>Upholstered Seat and Back. Stacks 5 high on floor. Stacks 10 high on dolly.</p>	<p><b>6515</b>    \$522   \$553   \$575   \$613   \$658   \$677   \$719   \$800   \$835   \$911   \$1011   \$1141  <b>6515WS</b>   \$559   \$590   \$612   \$650   \$696   \$712   \$754   \$836   \$872   \$947   \$1047   \$1178</p>	<b>OVERALL DIMENSIONS</b>			<b>SEAT DIMENSIONS</b>			<b>BACK DIMENSIONS</b>					
			<b>W</b>	<b>D</b>	<b>H</b>	<b>W</b>	<b>D</b>	<b>H</b>	<b>W</b>	<b>H</b>				
			23	22	34	17	15.5	18.5	17	15				
			<p><b>RTA 00</b>        </p>											

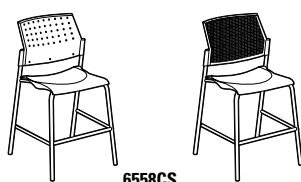
DESCRIPTION	FEATURES	MODEL#	STANDARD TEXTILE GRADES											
			1	2	3	4	5	6	7	8	9	10	11	12
 <p><b>Dolly - Wall Saver</b> COM Yardage: N/A Freight Class: 150 Product Weight (lbs.): 20 Cubic Feet Per Carton: 4 ( 0.5 per carton)</p>	Accommodates 10 chairs.	6517WS	\$606	-	-	-	-	-	-	-	-	-	-	-
		<b>OVERALL DIMENSIONS</b>			<b>SEAT DIMENSIONS</b>			<b>BACK DIMENSIONS</b>						
		<b>W</b>	<b>D</b>	<b>H</b>	<b>W</b>	<b>D</b>	<b>H</b>	<b>W</b>	<b>H</b>					
		23.25	24.75	12.25	-	-	-	-	-					
		RTA 1			FedEx			UPS						
 <p><b>6518</b>      <b>6518MB (Mesh Back)</b></p>	Polypropylene Seat. Stacks 5 high on floor. Stacks 10 high on dolly.	6518	\$419	-	-	-	-	-	-	-	-	-	-	
		6518WS	\$456	-	-	-	-	-	-	-	-	-	-	
		6518MB	\$490	-	-	-	-	-	-	-	-	-	-	
		6518WSMB	\$529	-	-	-	-	-	-	-	-	-	-	
		<b>OVERALL DIMENSIONS</b>			<b>SEAT DIMENSIONS</b>			<b>BACK DIMENSIONS</b>						
<b>W</b>	<b>D</b>	<b>H</b>	<b>W</b>	<b>D</b>	<b>H</b>	<b>W</b>	<b>H</b>							
22	21	32.5	17	16	17	17	15							
RTA 00			FedEx			UPS								
 <p><b>6519</b>      <b>6519MB (Mesh Back)</b></p>	Upholstered Seat. Stacks 5 high on floor. Stacks 10 high on dolly.	6519	\$472	\$503	\$525	\$561	\$608	\$623	\$667	\$747	\$784	\$859	\$960	\$1090
		6519WS	\$516	\$552	\$576	\$609	\$659	\$677	\$720	\$800	\$840	\$913	\$1020	\$1146
		6519MB	\$539	\$574	\$596	\$630	\$680	\$696	\$743	\$820	\$861	\$936	\$1042	\$1168
		6519WSMB	\$586	\$621	\$643	\$678	\$726	\$742	\$786	\$866	\$907	\$983	\$1088	\$1215
		<b>OVERALL DIMENSIONS</b>			<b>SEAT DIMENSIONS</b>			<b>BACK DIMENSIONS</b>						
<b>W</b>	<b>D</b>	<b>H</b>	<b>W</b>	<b>D</b>	<b>H</b>	<b>W</b>	<b>H</b>							
22	21	33	17	16	17	17	15							
RTA 00			FedEx			UPS								
 <p><b>6521</b></p>	Upholstered Seat and Back. Stacks 5 high on floor. Stacks 10 high on dolly.	6521	\$515	\$548	\$570	\$607	\$653	\$670	\$712	\$792	\$828	\$903	\$1005	\$1134
		6521WS	\$554	\$587	\$607	\$642	\$687	\$705	\$747	\$825	\$860	\$934	\$1031	\$1153
		<b>OVERALL DIMENSIONS</b>			<b>SEAT DIMENSIONS</b>			<b>BACK DIMENSIONS</b>						
		<b>W</b>	<b>D</b>	<b>H</b>	<b>W</b>	<b>D</b>	<b>H</b>	<b>W</b>	<b>H</b>					
		22	21	33	17	16	18.5	17	15					
RTA 00			FedEx			UPS								
 <p><b>6523</b>      <b>6523MB (Mesh Back)</b></p>	Polypropylene Seat. Stacks 5 high on floor. Stacks 10 high on dolly.	6523	\$488	-	-	-	-	-	-	-	-	-	-	
		6523WS	\$536	-	-	-	-	-	-	-	-	-	-	
		6523MB	\$568	-	-	-	-	-	-	-	-	-	-	
		6523WSMB	\$594	-	-	-	-	-	-	-	-	-	-	
		<b>OVERALL DIMENSIONS</b>			<b>SEAT DIMENSIONS</b>			<b>BACK DIMENSIONS</b>						
<b>W</b>	<b>D</b>	<b>H</b>	<b>W</b>	<b>D</b>	<b>H</b>	<b>W</b>	<b>H</b>							
23	21	32.5	17	16	17	17	15							
RTA 00			FedEx			UPS								

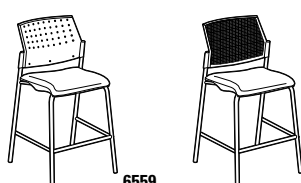
DESCRIPTION	FEATURES	MODEL#	STANDARD TEXTILE GRADES											
			1	2	3	4	5	6	7	8	9	10	11	12
 <p><b>6524</b>      <b>6524MB (Mesh Back)</b></p> <p><b>Armchair w/Sled Base</b> COM Yardage: 0.75 Freight Class: 250 Product Weight (lbs.): 15 Cubic Feet Per Carton: 13.5 (2 per carton)</p>	<p>Upholstered Seat. Stacks 5 high on floor. Stacks 10 high on dolly.</p>	<p><b>6524</b></p>	\$536	\$569	\$589	\$625	\$673	\$692	\$732	\$815	\$852	\$926	\$1026	\$1155
			\$603	\$636	\$658	\$694	\$744	\$759	\$801	\$884	\$925	\$999	\$1105	\$1230
			\$621	\$656	\$678	\$713	\$761	\$777	\$821	\$901	\$942	\$1015	\$1124	\$1250
			\$667	\$702	\$724	\$759	\$808	\$826	\$867	\$949	\$991	\$1065	\$1171	\$1298
			<b>OVERALL DIMENSIONS</b>			<b>SEAT DIMENSIONS</b>			<b>BACK DIMENSIONS</b>					
			<b>W</b>	<b>D</b>	<b>H</b>	<b>W</b>	<b>D</b>	<b>H</b>	<b>W</b>	<b>H</b>				
			33	21	33	17	16	17.5	17	15				
			<b>RTA 00</b>	<b>FedEx</b>		<b>ups</b>								
 <p><b>6525</b></p> <p><b>Armchair</b> COM Yardage: 0.75 Freight Class: 250 Product Weight (lbs.): 16 Cubic Feet Per Carton: 13.5 (2 per carton)</p>	<p>Upholstered Seat and Back. Stacks 5 high on floor. Stacks 10 high on dolly.</p>	<p><b>6525</b></p>	\$586	\$621	\$643	\$678	\$724	\$741	\$784	\$864	\$900	\$976	\$1076	\$1205
			\$644	\$677	\$699	\$735	\$785	\$800	\$842	\$926	\$966	\$1041	\$1147	\$1271
			<b>OVERALL DIMENSIONS</b>			<b>SEAT DIMENSIONS</b>			<b>BACK DIMENSIONS</b>					
			<b>W</b>	<b>D</b>	<b>H</b>	<b>W</b>	<b>D</b>	<b>H</b>	<b>W</b>	<b>H</b>				
			23	21	33	17	15.5	17.5	17	15				
			<b>RTA 00</b>	<b>FedEx</b>		<b>ups</b>								
 <p><b>6522</b></p> <p><b>Ganging Brackets</b> COM Yardage: N/A Freight Class: 70 Product Weight (lbs.): 0.2 Cubic Feet Per Carton: 1 (25 per carton)</p>	<p>For four legged models only.</p>	<p><b>6522</b></p>	\$37	-	-	-	-	-	-	-	-	-	-	
						<b>OVERALL DIMENSIONS</b>			<b>SEAT DIMENSIONS</b>			<b>BACK DIMENSIONS</b>		
			<b>W</b>	<b>D</b>	<b>H</b>	<b>W</b>	<b>D</b>	<b>H</b>	<b>W</b>	<b>H</b>				
			0.87	7.75	1.5	-	-	-	-	-				
			<b>RTA 00</b>	<b>FedEx</b>		<b>ups</b>								
 <p><b>6526</b></p> <p><b>Ganging Brackets</b> COM Yardage: N/A Freight Class: 70 Product Weight (lbs.): 0.25 Cubic Feet Per Carton: 1 (25 per carton)</p>	<p>Sled base models only.</p>	<p><b>6526</b></p>	\$28	-	-	-	-	-	-	-	-	-	-	
						<b>OVERALL DIMENSIONS</b>			<b>SEAT DIMENSIONS</b>			<b>BACK DIMENSIONS</b>		
			<b>W</b>	<b>D</b>	<b>H</b>	<b>W</b>	<b>D</b>	<b>H</b>	<b>W</b>	<b>H</b>				
			0.75	5.75	1.25	-	-	-	-	-				
			<b>RTA 00</b>	<b>FedEx</b>		<b>ups</b>								
 <p><b>6537</b>      <b>6537MB</b></p> <p><b>Armless LB Task</b> COM Yardage: N/A Freight Class: 250 Product Weight (lbs.): 21.5 Cubic Feet Per Carton: 6.5</p>	<p>Polypropylene seat. Ergonomic features: C</p>	 <p><b>ADJUSTMENTS</b> (2) Pneumatic seat height</p>	\$566											
			\$637											
			<b>OVERALL DIMENSIONS</b>			<b>SEAT DIMENSIONS</b>			<b>BACK DIMENSIONS</b>					
			<b>W</b>	<b>D</b>	<b>H</b>	<b>W</b>	<b>D</b>	<b>H</b>	<b>W</b>	<b>H</b>				
			20.5 24	20.5 26	32.5 33	17 17	16 16	15.5-19.5 15.5-19.5	17 17	15 15				
			<b>RTA 1</b>	<b>FedEx</b>		<b>ups</b>		1 per carton						









DESCRIPTION	FEATURES	MODEL#	STANDARD TEXTILE GRADES											
			1	2	3	4	5	6	7	8	9	10	11	12
 <p><b>6538</b>      <b>6538MB</b></p> <p><b>Armless LB Task</b> COM Yardage: 0.75 Freight Class: 250 Product Weight (lbs.): 22.5 Cubic Feet Per Carton: 6.5</p>	 <p><b>ADJUSTMENTS</b> (2) Pneumatic seat height</p> <p>Upholstered seat. Ergonomic features: C</p>	<b>6538</b>	\$612	\$645	\$665	\$701	\$749	\$768	\$808	\$891	\$928	\$1002	\$1101	\$1230
		<b>6538MB</b>	\$688	\$723	\$743	\$779	\$829	\$845	\$888	\$969	\$1010	\$1085	\$1191	\$1317
			<b>OVERALL DIMENSIONS</b>			<b>SEAT DIMENSIONS</b>			<b>BACK DIMENSIONS</b>					
			<b>W</b>	<b>D</b>	<b>H</b>	<b>W</b>	<b>D</b>	<b>H</b>	<b>W</b>	<b>H</b>				
			20.5 24	20.5 26	32.5 33	17 17	16 16	16-20 16-20	17 17	14.5 14.5				
			<b>RTA 1</b>			FedEx  1 per carton								









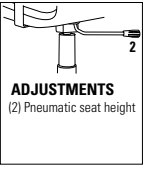


DESCRIPTION	FEATURES	MODEL#	STANDARD TEXTILE GRADES											
			1	2	3	4	5	6	7	8	9	10	11	12
 <p><b>6539</b></p> <p><b>Armless LB Task</b> COM Yardage: 6.5 Freight Class: 250 Product Weight (lbs.): 23.5 Cubic Feet Per Carton: 6.5</p>	 <p><b>ADJUSTMENTS</b> (2) Pneumatic seat height</p> <p>Upholstered seat &amp; back. Ergonomic features: C</p>	<b>6539</b>	\$659	\$692	\$714	\$751	\$796	\$814	\$857	\$938	\$973	\$1048	\$1149	\$1278
					<b>OVERALL DIMENSIONS</b>			<b>SEAT DIMENSIONS</b>			<b>BACK DIMENSIONS</b>			
			<b>W</b>	<b>D</b>	<b>H</b>	<b>W</b>	<b>D</b>	<b>H</b>	<b>W</b>	<b>H</b>				
			20.5 24	20.5 26	33 33	17 17	15.5 16	16-20 16-20	17 17	15 14.5				
			<b>RTA 1</b>			FedEx  1 per carton								



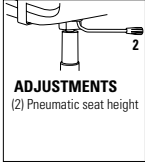



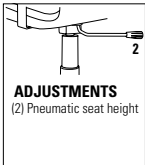











DESCRIPTION	FEATURES	MODEL#	STANDARD TEXTILE GRADES											
			1	2	3	4	5	6	7	8	9	10	11	12
 <p><b>6558</b>      <b>6558MB (Mesh Back)</b></p> <p><b>Armless Bar Stool</b> COM Yardage: N/A Freight Class: 300 Product Weight (lbs.): 18 Cubic Feet Per Carton: 14.75 (1 per carton)</p>	<p>Polypropylene Seat. Stacks 5 high on floor.</p>	<b>6558</b>	\$546	-	-	-	-	-	-	-	-	-	-	-
		<b>6558MB</b>	\$637	-	-	-	-	-	-	-	-	-	-	-
			<b>OVERALL DIMENSIONS</b>			<b>SEAT DIMENSIONS</b>			<b>BACK DIMENSIONS</b>					
			<b>W</b>	<b>D</b>	<b>H</b>	<b>W</b>	<b>D</b>	<b>H</b>	<b>W</b>	<b>H</b>				
			22	23	42	17	16	28	17	15				
			<b>RTA 00</b>											


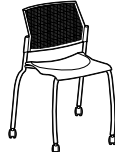




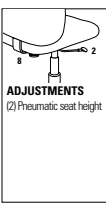

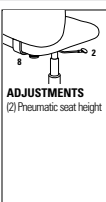
DESCRIPTION	FEATURES	MODEL#	STANDARD TEXTILE GRADES											
			1	2	3	4	5	6	7	8	9	10	11	12
 <p><b>6558CS</b>      <b>6558CSMB (Mesh Back)</b></p> <p><b>Armless Counter Stool</b> COM Yardage: N/A Freight Class: 300 Product Weight (lbs.): 20 Cubic Feet Per Carton: 14.5 (2 per carton)</p>	<p>Polypropylene Seat. Stacks 5 high on floor.</p>	<b>6558CS</b>	\$546	-	-	-	-	-	-	-	-	-	-	-
		<b>6558CSMB</b>	\$637	-	-	-	-	-	-	-	-	-	-	-
			<b>OVERALL DIMENSIONS</b>			<b>SEAT DIMENSIONS</b>			<b>BACK DIMENSIONS</b>					
			<b>W</b>	<b>D</b>	<b>H</b>	<b>W</b>	<b>D</b>	<b>H</b>	<b>W</b>	<b>H</b>				
			22.5	22	38	17	16	24	17	15				
			<b>RTA 00</b>											

DESCRIPTION	FEATURES	MODEL#	STANDARD TEXTILE GRADES											
			1	2	3	4	5	6	7	8	9	10	11	12
 <p><b>6559</b>      <b>6559MB (Mesh Back)</b></p> <p><b>Armless Bar Stool</b> COM Yardage: 0.75 Freight Class: 300 Product Weight (lbs.): 18 Cubic Feet Per Carton: 14.75 (1 per carton)</p>	<p>Upholstered Seat. Stacks 5 high on floor.</p>	<b>6559</b>	\$592	\$625	\$648	\$683	\$729	\$748	\$788	\$870	\$905	\$982	\$1081	\$1210
		<b>6559MB</b>	\$663	\$698	\$720	\$755	\$804	\$822	\$863	\$944	\$985	\$1061	\$1167	\$1292
			<b>OVERALL DIMENSIONS</b>			<b>SEAT DIMENSIONS</b>			<b>BACK DIMENSIONS</b>					
			<b>W</b>	<b>D</b>	<b>H</b>	<b>W</b>	<b>D</b>	<b>H</b>	<b>W</b>	<b>H</b>				
			22	23	42	17	16	28.5	17	15				
			<b>RTA 00</b>											

DESCRIPTION	FEATURES	MODEL#	STANDARD TEXTILE GRADES												
			1	2	3	4	5	6	7	8	9	10	11	12	
 <b>6559CS</b>	 <b>6559CSMB (Mesh Back)</b>														
		<b>6559CS</b>	\$592	\$625	\$648	\$683	\$729	\$748	\$788	\$870	\$905	\$982	\$1081	\$1210	
<b>Armless Counter Stool</b> COM Yardage: 0.75 Freight Class: 300 Product Weight (lbs.): 24 Cubic Feet Per Carton: 14.5 (2 per carton)		Upholstered Seat. Stacks 5 high on floor.		<b>OVERALL DIMENSIONS</b> W D H			<b>SEAT DIMENSIONS</b> W D H			<b>BACK DIMENSIONS</b> W H					
				22.5 22 38			17 16 24.5			17 15					
				<b>RTA 00</b>											
 <b>6561</b>															
	<b>6561</b>	\$644	\$677	\$699	\$735	\$784	\$797	\$840	\$922	\$958	\$1033	\$1134	\$1264		
<b>Armless Bar Stool</b> COM Yardage: 0.75 Freight Class: 300 Product Weight (lbs.): 18 Cubic Feet Per Carton: 14.75 (1 per carton)		Upholstered Seat and back. Stacks 5 high on floor. Stacks 10 high on dolly.		<b>OVERALL DIMENSIONS</b> W D H			<b>SEAT DIMENSIONS</b> W D H			<b>BACK DIMENSIONS</b> W H					
				22 23 42.5			17 16 28.5			17 15					
				<b>RTA 00</b>											
 <b>6561CS</b>															
	<b>6561CS</b>	\$644	\$675	\$699	\$733	\$782	\$797	\$839	\$921	\$958	\$1033	\$1134	\$1264		
<b>Armless Counter Stool</b> COM Yardage: 0.75 Freight Class: 300 Product Weight (lbs.): 27 Cubic Feet Per Carton: 14.75 (2 per carton)		Upholstered Seat and back. Stacks 5 high on floor.		<b>OVERALL DIMENSIONS</b> W D H			<b>SEAT DIMENSIONS</b> W D H			<b>BACK DIMENSIONS</b> W H					
				22.5 22 38			17 16 24.5			17 15					
				<b>RTA 00</b>											
 <b>6563</b>	 <b>6563MB (Mesh Back)</b>														
		<b>6563</b>	\$620	-	-	-	-	-	-	-	-	-	-		
<b>Bar Stool w/Arms</b> COM Yardage: N/A Freight Class: 300 Product Weight (lbs.): 19 Cubic Feet Per Carton: 14.75 (1 per carton)		Polypropylene Seat. Stacks 5 high on floor. Stacks 10 high on dolly.		<b>OVERALL DIMENSIONS</b> W D H			<b>SEAT DIMENSIONS</b> W D H			<b>BACK DIMENSIONS</b> W H					
				23 23 42			17 16 28			17 15					
				<b>RTA 00</b>											
 <b>6563CS</b>	 <b>6563CSMB (Mesh Back)</b>														
		<b>6563CS</b>	\$620	-	-	-	-	-	-	-	-	-	-		
<b>Counter Stool w/Arms</b> COM Yardage: N/A Freight Class: 300 Product Weight (lbs.): 21 Cubic Feet Per Carton: 14.5 (2 per carton)		Polypropylene Seat. Stacks 5 high on floor.		<b>OVERALL DIMENSIONS</b> W D H			<b>SEAT DIMENSIONS</b> W D H			<b>BACK DIMENSIONS</b> W H					
				22.5 23 38			17 16 24			17 15					
				<b>RTA 00</b>											

DESCRIPTION	FEATURES	MODEL#	STANDARD TEXTILE GRADES																																			
			1	2	3	4	5	6	7	8	9	10	11	12																								
 6564	 6564MB (Mesh Back)																																					
			Upholstered Seat. Stacks 5 high on floor.																																			
<b>Bar Stool w/Arms</b> COM Yardage: 0.75 Freight Class: 300 Product Weight (lbs.): 19 Cubic Feet Per Carton: 14.75 (1 per carton)																																						
			<b>OVERALL DIMENSIONS</b>				<b>SEAT DIMENSIONS</b>			<b>BACK DIMENSIONS</b>																												
			<b>W</b>	<b>D</b>	<b>H</b>	<b>W</b>	<b>D</b>	<b>H</b>	<b>W</b>	<b>H</b>																												
			23	23	42.5	17	16	28.5	17	15																												
			<b>RTA 00</b>																																			
 6564CS	 6564CSMB (Mesh Back)																																					
			Upholstered Seat. Stacks 5 high on floor.																																			
<b>Counter Stool w/Arms</b> COM Yardage: 0.75 Freight Class: 300 Product Weight (lbs.): 25 Cubic Feet Per Carton: 14.75 (2 per carton)																																						
			<b>OVERALL DIMENSIONS</b>				<b>SEAT DIMENSIONS</b>			<b>BACK DIMENSIONS</b>																												
			<b>W</b>	<b>D</b>	<b>H</b>	<b>W</b>	<b>D</b>	<b>H</b>	<b>W</b>	<b>H</b>																												
			22.5	23	38	17	16	24.5	17	15																												
			<b>RTA 00</b>																																			
 6565																																						
			Upholstered seat and back. Stacks 5 high on floor.																																			
<b>Bar Stool w/Arms</b> COM Yardage: 0.75 Freight Class: 300 Product Weight (lbs.): 19 Cubic Feet Per Carton: 14.75 (1 per carton)																																						
			<b>OVERALL DIMENSIONS</b>				<b>SEAT DIMENSIONS</b>			<b>BACK DIMENSIONS</b>																												
			<b>W</b>	<b>D</b>	<b>H</b>	<b>W</b>	<b>D</b>	<b>H</b>	<b>W</b>	<b>H</b>																												
			23	23	42.5	17	16	28.5	17	15																												
			<b>RTA 00</b>																																			
 6565CS																																						
			Upholstered Seat. Stacks 5 high on floor.																																			
<b>Counter Stool w/Arms</b> COM Yardage: 0.75 Freight Class: 300 Product Weight (lbs.): 27 Cubic Feet Per Carton: 14.75 (2 per carton)																																						
			<b>OVERALL DIMENSIONS</b>				<b>SEAT DIMENSIONS</b>			<b>BACK DIMENSIONS</b>																												
			<b>W</b>	<b>D</b>	<b>H</b>	<b>W</b>	<b>D</b>	<b>H</b>	<b>W</b>	<b>H</b>																												
			22.5	23	38	17	16	24.5	17	15																												
			<b>RTA 00</b>																																			
 6567	 6567MB	 <b>ADJUSTMENTS</b> (2) Pneumatic seat height																																				
			Polypropylene seat. Ergonomic features: C																																			
<b>LB Task w/Arms</b> COM Yardage: N/A Freight Class: 250 Product Weight (lbs.): 23 Cubic Feet Per Carton: 6.5																																						
			List price																																			
			<table border="0"> <tr> <td>6567</td> <td>\$637</td> <td colspan="10"></td> </tr> <tr> <td>6567MB</td> <td>\$712</td> <td colspan="10"></td> </tr> </table>												6567	\$637											6567MB	\$712										
6567	\$637																																					
6567MB	\$712																																					
			<b>OVERALL DIMENSIONS</b>				<b>SEAT DIMENSIONS</b>			<b>BACK DIMENSIONS</b>																												
			<b>W</b>	<b>D</b>	<b>H</b>	<b>W</b>	<b>D</b>	<b>H</b>	<b>W</b>	<b>H</b>																												
			23	20.5	32.5	17	16	15.5-20.5	17	15																												
			<b>RTA 1</b>																																			
			  1 per carton																																			

DESCRIPTION	FEATURES	MODEL#	STANDARD TEXTILE GRADES																																					
			1	2	3	4	5	6	7	8	9	10	11	12																										
 <b>6568</b>  <b>6568MB</b>	 <p><b>ADJUSTMENTS</b> (2) Pneumatic seat height</p>		<table border="1"> <tr> <td><b>6568</b></td><td>\$682</td><td>\$713</td><td>\$735</td><td>\$773</td><td>\$819</td><td>\$835</td><td>\$878</td><td>\$960</td><td>\$995</td><td>\$1072</td><td>\$1171</td><td>\$1300</td> </tr> <tr> <td><b>6568MB</b></td><td>\$750</td><td>\$781</td><td>\$803</td><td>\$839</td><td>\$890</td><td>\$906</td><td>\$947</td><td>\$1031</td><td>\$1071</td><td>\$1144</td><td>\$1252</td><td>\$1377</td> </tr> </table>												<b>6568</b>	\$682	\$713	\$735	\$773	\$819	\$835	\$878	\$960	\$995	\$1072	\$1171	\$1300	<b>6568MB</b>	\$750	\$781	\$803	\$839	\$890	\$906	\$947	\$1031	\$1071	\$1144	\$1252	\$1377
			<b>6568</b>	\$682	\$713	\$735	\$773	\$819	\$835	\$878	\$960	\$995	\$1072	\$1171	\$1300																									
<b>6568MB</b>	\$750	\$781	\$803	\$839	\$890	\$906	\$947	\$1031	\$1071	\$1144	\$1252	\$1377																												
<p><b>LB Task w/Arms</b> COM Yardage: N/A Freight Class: 250 Product Weight (lbs.): 24 Cubic Feet Per Carton: 6.5</p>			<p>Upholstered seat. Ergonomic features: C</p>			<p><b>OVERALL DIMENSIONS</b> W D H</p>			<p><b>SEAT DIMENSIONS</b> W D H</p>			<p><b>BACK DIMENSIONS</b> W H</p>																												
			23 20.5 32.5			17 16 16-21			17 14.5																															
			<p><b>RTA 1</b></p>									1 per carton																												
	 <p><b>ADJUSTMENTS</b> (2) Pneumatic seat height</p>		<table border="1"> <tr> <td><b>6569</b></td><td>\$730</td><td>\$763</td><td>\$783</td><td>\$821</td><td>\$868</td><td>\$885</td><td>\$927</td><td>\$1009</td><td>\$1044</td><td>\$1120</td><td>\$1219</td><td>\$1349</td> </tr> </table>												<b>6569</b>	\$730	\$763	\$783	\$821	\$868	\$885	\$927	\$1009	\$1044	\$1120	\$1219	\$1349													
			<b>6569</b>	\$730	\$763	\$783	\$821	\$868	\$885	\$927	\$1009	\$1044	\$1120	\$1219	\$1349																									
<p><b>LB Task w/Arms</b> COM Yardage: N/A Freight Class: 250 Product Weight (lbs.): 25 Cubic Feet Per Carton: 6.5</p>			<p>Upholstered seat &amp; back. Ergonomic features: C</p>			<p><b>OVERALL DIMENSIONS</b> W D H</p>			<p><b>SEAT DIMENSIONS</b> W D H</p>			<p><b>BACK DIMENSIONS</b> W H</p>																												
			23 20.5 33			17 15.5 16-21			17 15																															
			<p><b>RTA 1</b></p>									1 per carton																												
 <b>6573</b>  <b>6573MB (Mesh Back)</b>			<table border="1"> <tr> <td><b>6573</b></td><td>\$512</td><td>-</td><td>-</td><td>-</td><td>-</td><td>-</td><td>-</td><td>-</td><td>-</td><td>-</td><td>-</td><td>-</td> </tr> <tr> <td><b>6573MB</b></td><td>\$581</td><td>-</td><td>-</td><td>-</td><td>-</td><td>-</td><td>-</td><td>-</td><td>-</td><td>-</td><td>-</td><td>-</td> </tr> </table>												<b>6573</b>	\$512	-	-	-	-	-	-	-	-	-	-	-	<b>6573MB</b>	\$581	-	-	-	-	-	-	-	-	-	-	-
			<b>6573</b>	\$512	-	-	-	-	-	-	-	-	-	-	-																									
<b>6573MB</b>	\$581	-	-	-	-	-	-	-	-	-	-	-																												
<p><b>Armchair w/Casters</b> COM Yardage: N/A Freight Class: 250 Product Weight (lbs.): 14 Cubic Feet Per Carton: 13.5 (2 per carton)</p>			<p>Polypropylene Seat. Does not stack.</p>			<p><b>OVERALL DIMENSIONS</b> W D H</p>			<p><b>SEAT DIMENSIONS</b> W D H</p>			<p><b>BACK DIMENSIONS</b> W H</p>																												
			23 21 32			17 16 17.5			17 14.5																															
			<p><b>RTA 00</b></p>																																					
 <b>6574</b>  <b>6574MB (Mesh Back)</b>			<table border="1"> <tr> <td><b>6574</b></td><td>\$562</td><td>\$593</td><td>\$617</td><td>\$653</td><td>\$698</td><td>\$717</td><td>\$759</td><td>\$837</td><td>\$875</td><td>\$952</td><td>\$1054</td><td>\$1181</td> </tr> <tr> <td><b>6574MB</b></td><td>\$630</td><td>\$665</td><td>\$687</td><td>\$722</td><td>\$771</td><td>\$789</td><td>\$830</td><td>\$911</td><td>\$954</td><td>\$1028</td><td>\$1134</td><td>\$1261</td> </tr> </table>												<b>6574</b>	\$562	\$593	\$617	\$653	\$698	\$717	\$759	\$837	\$875	\$952	\$1054	\$1181	<b>6574MB</b>	\$630	\$665	\$687	\$722	\$771	\$789	\$830	\$911	\$954	\$1028	\$1134	\$1261
			<b>6574</b>	\$562	\$593	\$617	\$653	\$698	\$717	\$759	\$837	\$875	\$952	\$1054	\$1181																									
<b>6574MB</b>	\$630	\$665	\$687	\$722	\$771	\$789	\$830	\$911	\$954	\$1028	\$1134	\$1261																												
<p><b>Armchair w/Casters</b> COM Yardage: 0.75 Freight Class: 300 Product Weight (lbs.): 15 Cubic Feet Per Carton: 13.5 (1 per carton)</p>			<p>Upholstered Seat. Does not stack.</p>			<p><b>OVERALL DIMENSIONS</b> W D H</p>			<p><b>SEAT DIMENSIONS</b> W D H</p>			<p><b>BACK DIMENSIONS</b> W H</p>																												
			23 21.5 33			17 16 18			17 14																															
			<p><b>RTA 00</b></p>																																					
			<table border="1"> <tr> <td><b>6575</b></td><td>\$587</td><td>\$622</td><td>\$644</td><td>\$679</td><td>\$725</td><td>\$742</td><td>\$785</td><td>\$865</td><td>\$901</td><td>\$977</td><td>\$1077</td><td>\$1206</td> </tr> </table>												<b>6575</b>	\$587	\$622	\$644	\$679	\$725	\$742	\$785	\$865	\$901	\$977	\$1077	\$1206													
			<b>6575</b>	\$587	\$622	\$644	\$679	\$725	\$742	\$785	\$865	\$901	\$977	\$1077	\$1206																									
<p><b>Armchair w/Casters</b> COM Yardage: 0.75 Freight Class: 250 Product Weight (lbs.): 15 Cubic Feet Per Carton: 13.5 (2 per carton)</p>			<p>Upholstered Seat and Back. Does not stack.</p>			<p><b>OVERALL DIMENSIONS</b> W D H</p>			<p><b>SEAT DIMENSIONS</b> W D H</p>			<p><b>BACK DIMENSIONS</b> W H</p>																												
			23 21.5 32.5			17 15.5 18			17 14.5																															
			<p><b>RTA 00</b></p>																																					

DESCRIPTION	FEATURES	MODEL#	STANDARD TEXTILE GRADES											
			1	2	3	4	5	6	7	8	9	10	11	12
 6577	 6577MB (Mesh Back)		1	2	3	4	5	6	7	8	9	10	11	12
			6577	\$446	-	-	-	-	-	-	-	-	-	-
<b>Armless Chair w/Casters</b> COM Yardage: N/A Freight Class: 300 Product Weight (lbs.): 12 Cubic Feet Per Carton: 13.5 (2 per carton)	Polypropylene Seat. Does not stack.		OVERALL DIMENSIONS			SEAT DIMENSIONS			BACK DIMENSIONS					
			W	D	H	W	D	H	W	H				
			21	21	33	17	16	17.5	17	14.5				
			RTA 00	FedEx	ups									
 6578	 6578MB (Mesh Back)		1	2	3	4	5	6	7	8	9	10	11	12
			6578	\$492	\$527	\$547	\$584	\$630	\$649	\$690	\$770	\$808	\$885	\$984
<b>Armless Chair w/Casters</b> COM Yardage: 0.75 Freight Class: 300 Product Weight (lbs.): 13 Cubic Feet Per Carton: 13.5 (2 per carton)	Upholstered Seat. Does not stack.		OVERALL DIMENSIONS			SEAT DIMENSIONS			BACK DIMENSIONS					
			W	D	H	W	D	H	W	H				
			21	21.5	33	17	16	18	17	14				
			RTA 00	FedEx	ups									
 6579			1	2	3	4	5	6	7	8	9	10	11	12
			6579	\$539	\$572	\$592	\$628	\$677	\$694	\$735	\$817	\$853	\$929	\$1029
<b>Armless chair w/Casters</b> COM Yardage: 0.75 Freight Class: 250 Product Weight (lbs.): 13 Cubic Feet Per Carton: 13.5 (2 per carton)	Upholstered Seat and Back. Does not stack.		OVERALL DIMENSIONS			SEAT DIMENSIONS			BACK DIMENSIONS					
			W	D	H	W	D	H	W	H				
			21	21.5	32.5	17	15.5	18	17	14.5				
			RTA 00	FedEx	ups									
 6586	 ADJUSTMENTS (2) Pneumatic seat height		1	2	3	4	5	6	7	8	9	10	11	12
			6586	\$996	\$1029	\$1053	\$1088	\$1134	\$1155	\$1196	\$1277	\$1318	\$1393	\$1498
<b>LB Task Height Adjustable Chair</b> COM Yardage: 0.75 Freight Class: 250 Product Weight (lbs.): 28 Cubic Feet Per Carton: 8.25 (1 per carton)	Upholstered Seat and Back. Ergonomic Features: C, M		OVERALL DIMENSIONS			SEAT DIMENSIONS			BACK DIMENSIONS					
			W	D	H	W	D	H	W	H				
			24	21.5	21.5	17	16	22-32	17	14.5				
			RTA 1	FedEx	ups									
 6587	 ADJUSTMENTS (2) Pneumatic seat height		1	2	3	4	5	6	7	8	9	10	11	12
			6587	\$836	-	-	-	-	-	-	-	-	-	-
<b>LB Task Height Adjustable Chair</b> COM Yardage: N/A Freight Class: 250 Product Weight (lbs.): 26 Cubic Feet Per Carton: 8.25 (1 per carton)	Polypropylene Seat. Ergonomic Features: C, M		OVERALL DIMENSIONS			SEAT DIMENSIONS			BACK DIMENSIONS					
			W	D	H	W	D	H	W	H				
			24.0	21.5	42.5	17	16	22-32	17	14.5				
			RTA 1	FedEx	ups									

DESCRIPTION	FEATURES	MODEL#	STANDARD TEXTILE GRADES											
			1	2	3	4	5	6	7	8	9	10	11	12
<p><b>LB Task Height Adjustable Chair</b>                      COM Yardage: 0.75                      Freight Class: 250                      Product Weight (lbs.): 28                      Cubic Feet Per Carton: 8.25 (1 per carton)</p>	<p><b>ADJUSTMENTS</b> (2) Pneumatic seat height</p> <p>Upholstered Seat.                      Ergonomic Features:                      C, M</p>	<b>6588</b>	\$944	\$977	\$999	\$1032	\$1084	\$1100	\$1142	\$1223	\$1265	\$1339	\$1446	\$1571
		<b>6588MB</b>	\$923	\$956	\$980	\$1015	\$1063	\$1080	\$1123	\$1205	\$1245	\$1320	\$1426	\$1554
			<b>OVERALL DIMENSIONS</b>			<b>SEAT DIMENSIONS</b>			<b>BACK DIMENSIONS</b>					
			<b>W</b>	<b>D</b>	<b>H</b>	<b>W</b>	<b>D</b>	<b>H</b>	<b>W</b>	<b>H</b>				
			24	21.5	42.5	17	16	22-32	17	14.5				
			<b>RTA 1</b>	<b>FedEx</b>		<b>UPS</b>								
<p><b>Armless LB Task with Pedestal Base</b>                      COM Yardage: 6.5                      Freight Class: 250                      Product Weight (lbs.): 23.5                      Cubic Feet Per Carton: 6.5</p>	<p><b>ADJUSTMENTS</b> (2) Pneumatic seat height</p> <p>Upholstered seat &amp; back.                      Ergonomic features: C</p> <p><b>Available with tablet:</b>  <b>Specify (L) left or (R) right tablet.</b>  <b>(Example: 6539TL or 6539TR).</b></p>	<b>6539TLPB</b>	\$1331	\$1366	\$1388	\$1426	\$1481	\$1505	\$1551	\$1628	\$1686	\$1750	\$1884	\$2027
		<b>6539TRPB</b>												
			<b>OVERALL DIMENSIONS</b>			<b>SEAT DIMENSIONS</b>			<b>BACK DIMENSIONS</b>					
			<b>W</b>	<b>D</b>	<b>H</b>	<b>W</b>	<b>D</b>	<b>H</b>	<b>W</b>	<b>H</b>				
			24	20.5	31	17	15.5	16-20	17	15				
			24	26	31	17	16	16-20	17	14.5				
			<b>RTA 1</b>	1 per carton										

**SPRITZ™**



**Model 6762-6**



**Model 6765C**



**Model 6768-6**

**NESTING FEATURES**

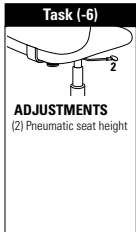


Articulating back on nesting chairs and height adjustable stools.

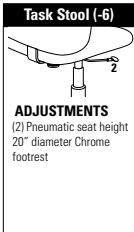


Flip up seat on nesting chairs.

**MECHANISMS OPTIONS**



**Ergonomic Features:**  
C, G, M, N, U



**Ergonomic Features:**  
C, G, M, N, U

**SPRITZ WORK & TASK CHAIRS**



For Spritz Task chairs, please refer to Work + Task section of pricebook.

**STANDARD FEATURES**

- An exceptionally comfortable chair series featuring a sophisticated, translucent mesh and models for all applications.
- Features an auto-adjusting comfort back.
- Spring loaded back reacts to body pressure and articulates 12°.
- Multi-purpose models standard with Global's high quality Soft Descent™ pneumatic lift which slowly and gently lowers the seat height of the chair making it easy to obtain the exact seat height you desire.
- Five prong, injection molded, fiberglass reinforced nylon Black base with **C10** dual wheel carpet casters.
- Nesting chairs have a flip up seat allowing chairs to stack horizontally.
- When nesting horizontal nesting chairs, each additional chair adds 10" to depth.
- Nesting chairs are standard with four Black nylon glides, **C1** carpet casters or with two casters at front, two glides at rear.
- Chairs are "Wall Safe". Rear legs hit the baseboard first leaving clearance between the back of the chair and the wall, saving both the chair and the wall from damage.
- Check textile availability prior to specifying upholstery material.
- Models can be ordered in Leather using appropriate grade.

**OPTIONAL FEATURES**

- For additional caster options, please refer to the Arm and Caster section.
- Optional casters may be priced higher than the standard casters for your chair and the difference will be charged. Lower priced optional casters will not be credited.
- P.

**OPTION CODES**

Please add option codes in the following order:


- **Model number**  
**6762-6** Task Chair w/Arms  
**6763-6** Task Chair without Arms  
**6764** Nesting Chair on Glides  
**6765** Nesting Chair w/arms on Glides  
**6767-6** Height Adjustable Stool without Arms  
**6768-6** Height Adjustable Stool w/Arms
- Add **(-C)** to model number if ordering with casters. Add **(-FC)** to model number if ordering Front casters/rear glides.
- **Fabric**  
Specify fabric code for seat.
- **Frame**  
**(TBL)** Black frame finish..... **Standard**  
**(TSH)** Shadow frame finish..... **Standard**  
**(TTU)** Tungsten frame finish..... **Standard**  
**(CHM)** Chrome frame finish..... **Add \$68**
- **Base** (task models/ height adjustable stools only)  
**(B-BK)** Black nylon base..... **Standard**
- **Casters** (task models /height adjustable stools only)  
**(C10)** Dual wheel carpet casters ..... **Standard**  
**(C10R)** Dual wheel hard floor casters..... **Add \$70**
- **Casters** (nesting models only)  
**(C1)** Dual wheel carpet casters ..... **Standard**  
**(C9R)** Dual wheel hard floor casters..... **Add \$78**
- **Mesh Back**  
**(U1)** Black  
**(U2)** Burgundy  
**(U3)** Blue  
**(U4)** Green  
(colors shown on website)
- **Chair Assembly**  
(task models /height adjustable stools only)  
**(-SU)** Assembled in Box..... **Add \$81**


**EXAMPLE OF ORDER CODE:** (Task models/Height Adjustable Stool Models)


6762-6	WA50	TBL	B-BK	C10	U2	SU
Model Number	Fabric	Frame	Base	Casters	Mesh	Chair Assembly


**EXAMPLE OF ORDER CODE:** (Nesting Models)


6764C	WA50	TTU	C9R	U2
Model Number	Fabric	Frame	Casters	Mesh

DESCRIPTION	FEATURES	MODEL#	STANDARD TEXTILE GRADES											
			1	2	3	4	5	6	7	8	9	10	11	12
 <p><b>Task Chair w/Arms</b> COM Yardage: 00.75 Freight Class: 250 Product Weight (lbs.): 29 Cubic Feet Per Carton: 9.75</p>		<b>6762-6</b>	830	865	886	922	970	994	1038	1108	1162	1222	1345	1479
			<b>OVERALL DIMENSIONS</b>			<b>SEAT DIMENSIONS</b>			<b>BACK DIMENSIONS</b>					
			<b>W</b>	<b>D</b>	<b>H</b>	<b>W</b>	<b>D</b>	<b>H</b>	<b>W</b>	<b>H</b>				
			23.5	20.5	31	18	16.5	15.5	17	16.5				
			<b>RTA 00</b>		<b>FedEx</b>		<b>ups</b>							

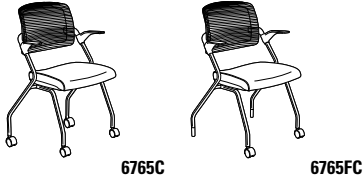
DESCRIPTION	FEATURES	MODEL#	STANDARD TEXTILE GRADES											
			1	2	3	4	5	6	7	8	9	10	11	12
 <p><b>Task Chair without Arms</b> COM Yardage: 00.75 Freight Class: 250 Product Weight (lbs.): 28 Cubic Feet Per Carton: 9.75</p>		<b>6763-6</b>	794	827	849	885	932	956	1001	1071	1126	1186	1309	1443
			<b>OVERALL DIMENSIONS</b>			<b>SEAT DIMENSIONS</b>			<b>BACK DIMENSIONS</b>					
			<b>W</b>	<b>D</b>	<b>H</b>	<b>W</b>	<b>D</b>	<b>H</b>	<b>W</b>	<b>H</b>				
			20.5	20.5	31	18	16.5	15.5	17	16.5				
			<b>RTA 00</b>											

DESCRIPTION	FEATURES	MODEL#	STANDARD TEXTILE GRADES											
			1	2	3	4	5	6	7	8	9	10	11	12
 <p><b>Armless Flip Seat Nesting Chair w/Glides</b> COM Yardage: 00.75 Freight Class: 300 Product Weight (lbs.): 22 Cubic Feet Per Carton: 11.25</p>	Seat Flips up for nesting Ergonomic Features: G, M, N	<b>6764</b>	689	722	744	778	826	851	896	964	1020	1079	1201	1336
			<b>OVERALL DIMENSIONS</b>			<b>SEAT DIMENSIONS</b>			<b>BACK DIMENSIONS</b>					
			<b>W</b>	<b>D</b>	<b>H</b>	<b>W</b>	<b>D</b>	<b>H</b>	<b>W</b>	<b>H</b>				
			20.5	23	33	18	17	17	17	16				
			<b>RTA 00</b>		<b>FedEx</b>		<b>ups</b>							

DESCRIPTION	FEATURES	MODEL#	STANDARD TEXTILE GRADES												
			1	2	3	4	5	6	7	8	9	10	11	12	
 <p><b>6764C</b>      <b>6764FC</b></p> <p><b>Armless Flip Seat Nesting Chair w/Casters</b> COM Yardage: 00.75 Freight Class: 300 Product Weight (lbs.): 22 Cubic Feet Per Carton: 11.25</p>	C= Casters all 4 legs FC= Casters on front legs only Seat Flips up for nesting Ergonomic Features: G, M, N	<b>6764C</b>	689	722	744	778	826	851	896	964	1020	1079	1201	1336	
				<b>OVERALL DIMENSIONS</b>			<b>SEAT DIMENSIONS</b>			<b>BACK DIMENSIONS</b>					
				<b>W</b>	<b>D</b>	<b>H</b>	<b>W</b>	<b>D</b>	<b>H</b>	<b>W</b>	<b>H</b>				
			20.5	23	33	18	17	17	17	16					
			<b>RTA 00</b>		<b>FedEx</b>		<b>ups</b>								

DESCRIPTION	FEATURES	MODEL#	STANDARD TEXTILE GRADES											
			1	2	3	4	5	6	7	8	9	10	11	12
 <p><b>Flip Seat Nesting Chair w/Arms &amp; Glides</b> COM Yardage: 0.75 Freight Class: 300 Product Weight (lbs.): 23 Cubic Feet Per Carton: 11.75</p>	Seat Flips up for nesting Ergonomic Features: G, M, N	<b>6765</b>	734	767	789	825	872	898	942	1011	1066	1126	1251	1384
			<b>OVERALL DIMENSIONS</b>			<b>SEAT DIMENSIONS</b>			<b>BACK DIMENSIONS</b>					
			<b>W</b>	<b>D</b>	<b>H</b>	<b>W</b>	<b>D</b>	<b>H</b>	<b>W</b>	<b>H</b>				
			23.75	23	33	18.5	17	17	17	16				
			<b>RTA 00</b>		<b>FedEx</b>		<b>ups</b>							

DESCRIPTION FEATURES MODEL# STANDARD TEXTILE GRADES



**Flip Seat Nesting Chair w/Arms & Casters**  
 COM Yardage: 00.75  
 Freight Class: 300  
 Product Weight (lbs.): 23  
 Cubic Feet Per Carton: 11.75

C= Casters all 4 legs  
 FC=Casters on front legs only  
 Seat Flips up for nesting  
 Ergonomic Features:  
 G, M, N

MODEL#	1	2	3	4	5	6	7	8	9	10	11	12
6765C	734	767	789	825	872	898	942	1011	1066	1126	1251	1384
6765FC	734	767	789	825	872	898	942	1011	1066	1126	1251	1384

OVERALL DIMENSIONS			SEAT DIMENSIONS			BACK DIMENSIONS	
W	D	H	W	D	H	W	H
23.75	23	33	18.5	17	17	17	16



**Armless Height Adjustable Stool**  
 COM Yardage: 00.75  
 Freight Class: 250  
 Product Weight (lbs.): 28  
 Cubic Feet Per Carton: 9.75

MODEL#	1	2	3	4	5	6	7	8	9	10	11	12
6767-6	911	942	964	996	1043	1066	1107	1175	1225	1284	1401	1528

OVERALL DIMENSIONS			SEAT DIMENSIONS			BACK DIMENSIONS	
W	D	H	W	D	H	W	H
20.5	20.5	42.5	18	16.5	22	17	16.5



**Height Adjustable Stool w/Arms**  
 COM Yardage: 00.75  
 Freight Class: 250  
 Product Weight (lbs.): 31  
 Cubic Feet Per Carton: 9.75

MODEL#	1	2	3	4	5	6	7	8	9	10	11	12
6768-6	949	982	1004	1037	1082	1105	1145	1215	1265	1323	1441	1567

OVERALL DIMENSIONS			SEAT DIMENSIONS			BACK DIMENSIONS	
W	D	H	W	D	H	W	H
23.5	20.5	42.5	18	16.5	22	17	16.5



SPYKER™



Armless Chair  
model 6791



Armchair  
model 6790

STANDARD FEATURES



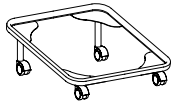
- A comfortable, high quality, lightweight, all polymer stacking chair intended for use indoors or outdoors. Products must be stored inside during extreme and inclement weather. See Global's Outdoor Furniture warranty for additional information.
- Perforations in the chair's seat and back provide ventilation and wet weather drainage.
- Weather resistant, UV resistant and stain resistant with a modern design.
- Chair legs are equipped with translucent non-marking glides as standard. Suitable for outdoor environments, carpet and hard surface flooring.
- All Spyker products are only available through Global's InStock program. Contact CustomerCare for lead times and quotation for quantities beyond InStock inventory.

- Chairs are stocked in 3 plastic finishes:  
Alloy (ALY)  
Char (CHA)  
Milk (MLK)
- No upholstery options available.
- Rated to 300 lbs.
- Spyker achieves its strength and durability using glass filled polymer. Evidence of this material may be visible on the surface and is often more evident in darker colors.

Chair Stacking Capability		
	Stacks on floor	Stacks on dolly
<b>Armless</b>		
6791	up to 10 high	up to 12 high (use 6783)
<b>With Arms</b>		
6790	up to 7 high	up to 7 high (use 6783)

EXAMPLE OF SPYKER ORDER CODE:

6791	ALY
Model Number	Finish

DESCRIPTION	FEATURES	MODEL#	STANDARD TEXTILE GRADES											
			1	2	3	4	5	6	7	8	9	10	11	12
 <p><b>Arm Chair</b> COM Yardage: N/A Freight Class: 92.5 Product Weight (lbs.): 9 Cubic Feet Per Carton: 16.24 (4 per carton)</p>	<p>Stacks 7 high on floor. Stacks 7 high on dolly.</p>	6790	276											
		<p><b>OVERALL DIMENSIONS</b> W D H</p>			<p><b>SEAT DIMENSIONS</b> W D H</p>			<p><b>BACK DIMENSIONS</b> W H</p>						
		23.23	20.86	31.29	17	17.75	17.71	17	15					
			<p>RTA 00 FedEx UPS 4 per carton (pricing and specifications are for one chair)</p>											
 <p><b>Armless Chair</b> COM Yardage: N/A Freight Class: 92.5 Product Weight (lbs.): 8.2 Cubic Feet Per Carton: 14.08 (4 per carton)</p>	<p>Stacks 10 high on floor. Stacks 12 high on dolly.</p>	6791	247											
		<p><b>OVERALL DIMENSIONS</b> W D H</p>			<p><b>SEAT DIMENSIONS</b> W D H</p>			<p><b>BACK DIMENSIONS</b> W H</p>						
		17.91	20.86	31.29	17	17.75	17.71	17	15					
			<p>RTA 00 4 per carton (pricing and specifications are for one chair)</p>											
 <p><b>Dolly for Spyker and Bakhita Chairs</b> COM Yardage: N/A Freight Class: 250 Product Weight (lbs.): 11 Cubic Feet Per Carton: 2.9</p>		6783	367											
		<p><b>OVERALL DIMENSIONS</b> W D H</p>			<p><b>SEAT DIMENSIONS</b> W D H</p>			<p><b>BACK DIMENSIONS</b> W H</p>						
		19.75	23.25	9.75										
			<p>RTA 00 FedEx UPS 1 per carton</p>											

## STREAM



model 2075APP  
Stacking, 4-Leg Arm Chair



model 2076NPU  
Stacking, Sled Base Chair, Armless



model 2075APPT  
4-Leg Chair, w/Tablet



model 2075CSAPP  
Stacking Bar Stool, w/Arms



model 2073APP  
Titrer Chair w/Arms

	Stream Chairs Stacking Capability		Stream Stools Stacking Capability
	Chair Stacking Capability		Stool Stacking Capability
	Stacks on floor	Stacks on dolly 2085	Stacks on floor only
<b>Four-Leg (Glide/Caster) + Sled Base Models</b>			
Polypropylene seat	up to 5 high	up to 15 high	up to 5 high
Poly back & Upholstered seat	up to 5 high	up to 10 high	up to 5 high
Upholstered seat & back	up to 5 high	up to 10 high	up to 5 high

## STANDARD FEATURES

- Stream multi-purpose product family includes: four-leg, sled base and 5 star base chairs in addition to bar, counter and height adjustable stools.
- Seats and backs are made of perforated polypropylene, with or without arms. Choose from 14 finishes, arm color matches seat/back finish.
- Four-leg and sled base chairs and stools are stackable. See stacking chart for details. Bases are available in 20 painted or four metallic finishes (see upcharges).
- Four-leg chair models are available with glides or casters, see upcharge. Chairs stack with glides and casters.
- A selection of glide options is available. Glides must be chosen to best suit flooring type and site conditions. For more information, please refer to the glide section.
- Bullet-shaped glides may be specified in any plastic color. A natural, non-marking bullet-shaped glide is available where colored glides may be a concern. Bullet-shaped glides are not recommended for LVT flooring.
- Glides are included on sled base chairs. Select black or opaque, non-marking glide finish.
- Upholstered models are equipped with a color matching shroud beneath the seat.
- Tablet models are available. Backpack racks are available on four-leg models only.
- Chairs with tablet or backpack racks do not stack.
- Tablet arms are extremely rugged and meet ANSI-BIFMA testing requirements. Tablets hinge up to allow ease of egress and slide forward and back to comfortably fit most users.
- Standard tablet size is 18"D x 14.5"W and is made of Black polymer (D8). Tablets are specified left (LT) or right (RT) as seated.
- Five-star base chairs have a swivel tilt mechanism.
- Height adjustable stools have a simple swivel mechanism.
- Five-star and height-adjustable stool bases are Black nylon or Polished Aluminum (see upcharge). Dual wheel casters are available for carpet or hard floor casters. See upcharge.
- Check textile availability prior to specifying upholstery material.

## OPTIONAL FEATURES


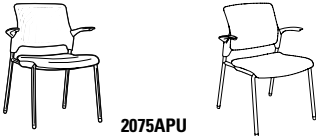

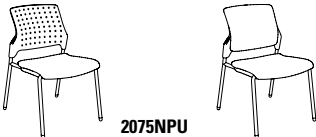

- An optional 18.5"D x 18.5"W high pressure laminate writing tablet is available. The core is hardwood veneer plywood with radiused edge finished in clear lacquer. This writing tablet is offered in the following finishes: Black (BLK), Clear Maple (CMB), Designer White (DWT) and Noce Grigio (NGL). Please specify. Add \$68.








Add options codes in the following order:









- Model number**  
Enter Model number.
- Textile** (UU and PU models)  
Specify textile code for back (UU models only). Specify textile code for seat (PU, UU models only).
- Seat/back finish** (no upcharge)  
(BZB) Buzz Blue (CCT) Cactus  
(CRB) Carrot (IVC) Cloud  
(DJB) Dijon (EGP) Eggplant  
(FOG) Fog (FRO) Frost  
(INK) Ink (LAB) Latte  
(BLK) Night (SND) Sand  
(SAR) Scarlet (SHW) Shadow
- Frame Type** (four-leg base models)  
(FG) Glides  
(FC) Casters. Add \$117
- Glide Type** (four-leg base)  
(BG) Bullet Glide for Some Hard Floor and Carpeted Surfaces.  
(FG) Felt Glide for Most Hard Floor Surfaces. Add \$36.  
(RG) Rubber Non-slip Glide for Most Hard Floor Surfaces. Add \$36.  
(SG) Steel Cushioned Glide for Carpeted Surfaces. Add \$36.
- Bullet glide finish** (four-legged chair and stool models)  
(BZB) Buzz Blue (CCT) Cactus  
(CRB) Carrot (IVC) Cloud  
(DJB) Dijon (EGP) Eggplant  
(FOG) Fog (FRO) Frost  
(INK) Ink (LAB) Latte  
(BLK) Night (SND) Sand  
(SAR) Scarlet (SHW) Shadow  
(NAT) Natural non-marking
- Glide Type** (sled base models)  
(GL) Black glides.  
(NM) Opaque non-marking glides.
- Frame Finish** (Four-legged/sled base models only)  
(TBL) Black (TBZ) Buzz Blue  
(TCC) Cactus (TCR) Carrot  
(TDJ) Dijon (TDW) Designer White  
(TEG) Eggplant (TFO) Fog  
(TFR) Frost (TIN) Ink  
(TIV) Cloud (TKA) Kalua  
(TLA) Latte (TMO) Mocha  
(TOA) Toast (TNE) Nevada  
(TSH) Shadow (TSN) Sand  
(TSR) Scarlet (TTU) Tungsten  
Metallic Finishes: Chairs Stools  
(BCH) Brushed Chrome Add \$184 Add \$274  
(CHM) Chrome. Add \$51 Add \$98  
**Caster type** (four-leg with FC caster selection)  
(DC) C107 carpet.  
(RC) C107R hard floor. Add \$25.
- Base (five star base models)**  
(B7) Black nylon base. No upcharge.  
(A7) Polished Aluminum base. Add 177.
- Caster type (Five star base)**  
(82) 82 dual wheel carpet casters. No upcharge.  
(8R) 8R dual wheel hard floor casters. Add \$94.
- Tablet** ("T" models)  
(LT) Left  
(RT) Right
- Tablet option** ("T" models)  
(D8) Black polymer. Black polymer 18"Dx14.5"W. No upcharge.  
Laminate finish (18.5"D x 18.5"W). Add \$68  
(BLK) Black laminate. Add \$68.  
(CMB) Clear Maple laminate. Add \$68.  
(DWT) Designer White laminate. Add \$68.  
(NGL) Noce Grigio laminate. Add \$68.

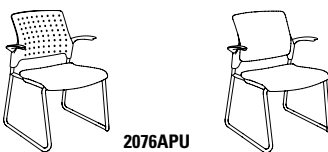

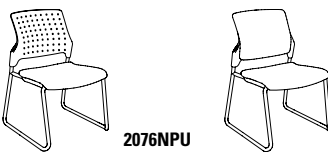

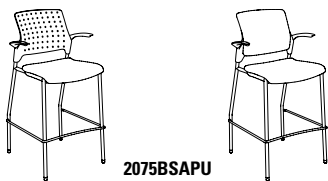
## EXAMPLE STREAM ORDER CODE:




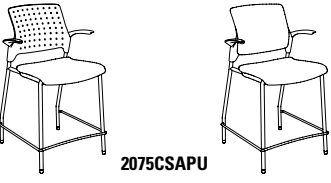

2075NPP	-	-	-IVC	-FG	-BLK	-CHM	-	-	-
Model #	Back textile	Seat textile	Seat/back finish	Glides/Casters	Glide color	Frame finish	Caster type	Tablet	Tablet finish

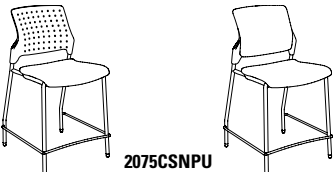
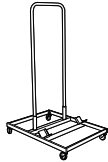

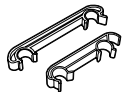

DESCRIPTION	FEATURES	MODEL#	STANDARD TEXTILE GRADES														
			1	2	3	4	5	6	7	8	9	10	11	12			
 <p><b>Armchair</b> COM Yardage: N/A Freight Class: 250 Product Weight (lbs.): 15.5 Cubic Feet Per Carton: 14</p>	<p>Glides + Casters Stacks 5 high on floor. Stacks 15 high on dolly.</p>	<p><b>2075APP</b> 523 Polypropylene seat &amp; back</p>															
			<b>OVERALL DIMENSIONS</b>			<b>SEAT DIMENSIONS</b>			<b>BACK DIMENSIONS</b>								
			<b>W</b>	<b>D</b>	<b>H</b>	<b>W</b>	<b>D</b>	<b>H</b>	<b>W</b>	<b>H</b>							
			24	25	33.25	18	18	17	16	16.5							
			<p><b>RTA 00</b> 4 per carton (pricing and specifications are for one seat unit)</p>														
 <p><b>2075APU</b>      <b>2075AAU</b></p>	<p>Glides + Casters Stacks 5 high on floor. Stacks 10 high on dolly.</p>	<p><b>2075APU</b> 716 743 764 792 835 853 892 952 997 1049 1154 1268 Upholstered seat</p> <p><b>2075AAU</b> 836 863 884 911 955 973 1012 1072 1117 1170 1275 1390 Upholstered seat &amp; back</p>															
			<b>OVERALL DIMENSIONS</b>			<b>SEAT DIMENSIONS</b>			<b>BACK DIMENSIONS</b>								
			<b>W</b>	<b>D</b>	<b>H</b>	<b>W</b>	<b>D</b>	<b>H</b>	<b>W</b>	<b>H</b>							
			24	25	33.25	17.5	18	17.5	16	16							
			<p><b>RTA 00</b> 4 per carton (pricing and specifications are for one seat unit)</p>														
	<p>Glides + Casters Stacks 5 high on floor. Stacks 15 high on dolly.</p>	<p><b>2075NPP</b> 407 Polypropylene seat &amp; back</p>															
			<b>OVERALL DIMENSIONS</b>			<b>SEAT DIMENSIONS</b>			<b>BACK DIMENSIONS</b>								
			<b>W</b>	<b>D</b>	<b>H</b>	<b>W</b>	<b>D</b>	<b>H</b>	<b>W</b>	<b>H</b>							
			20.5	25	33.25	18	18	18	16	16.5							
			<p><b>RTA 00</b> 4 per carton (pricing and specifications are for one seat unit)</p>														
 <p><b>2075NPU</b>      <b>2075NUU</b></p>	<p>Glides + Casters Stacks 5 high on floor. Stacks 10 high on dolly.</p>	<p><b>2075NPU</b> 608 635 654 681 720 740 776 834 879 928 1030 1140 Upholstered seat</p> <p><b>2075NUU</b> 724 752 772 798 838 858 893 952 998 1046 1150 1258 Upholstered seat &amp; back</p>															
			<b>OVERALL DIMENSIONS</b>			<b>SEAT DIMENSIONS</b>			<b>BACK DIMENSIONS</b>								
			<b>W</b>	<b>D</b>	<b>H</b>	<b>W</b>	<b>D</b>	<b>H</b>	<b>W</b>	<b>H</b>							
			20.5	25	33.25	18	18	17.5	16	16							
			<p><b>RTA 00</b> 4 per carton (pricing and specifications are for one seat unit)</p>														
	<p>Specify (L) left or (R) right tablet (Example: 2075APPTL or 2075APPTR). Does not stack.</p>	<p><b>2075APPT</b> 857 Polypropylene seat &amp; back</p>															
			<b>OVERALL DIMENSIONS</b>			<b>SEAT DIMENSIONS</b>			<b>BACK DIMENSIONS</b>								
			<b>W</b>	<b>D</b>	<b>H</b>	<b>W</b>	<b>D</b>	<b>H</b>	<b>W</b>	<b>H</b>							
			26.5	27.25	33.25	18	18	17	16	16.5							
			<p><b>RTA 00</b> 1 per carton</p>														

DESCRIPTION	FEATURES	MODEL#	STANDARD TEXTILE GRADES											
			1	2	3	4	5	6	7	8	9	10	11	12
 <b>2075NPUT</b>	 <b>2075NUUT</b>	<b>2075NPUT</b> 934 Upholstered seat	934	963	985	1018	1065	1086	1129	1195	1247	1305	1423	1549
			<b>2075NUUT</b> 1054 Upholstered seat & back	1054	1083	1105	1138	1184	1205	1248	1313	1365	1421	1537
<b>Armless Chair w/Tablet</b> COM Yardage: 0.75 Freight Class: 250 Product Weight: 31 Cubic Feet Per Carton: 14.75			<b>Specify (L) left or (R) right tablet</b>  Does not stack.			<b>RTA 00</b>			1 per carton					
		<b>2075NPPT</b> 741 Polypropylene seat & back	741											
			<b>Armless Chair w/Tablet</b> COM Yardage: N/A Freight Class: 300 Product Weight: 26 Cubic Feet Per Carton: 14.75			<b>Specify (L) left or (R) right tablet</b>  Does not stack.			<b>RTA 00</b>			1 per carton		
 <b>2075NPUT</b>	 <b>2075NUUT</b>	<b>2075NPUT</b> 934 Upholstered seat	934	963	985	1018	1065	1086	1129	1195	1247	1305	1423	1549
			<b>2075NUUT</b> 1054 Upholstered seat & back	1054	1083	1105	1138	1184	1205	1248	1313	1365	1421	1537
<b>Armless Chair w/Tablet</b> COM Yardage: 0.75 Freight Class: 300 Product Weight: 29 Cubic Feet Per Carton: 14.75			<b>Specify (L) left or (R) right tablet</b>  Does not stack.			<b>RTA 00</b>			1 per carton					
		<b>2075BRAPP</b> 681 Polypropylene seat & back	681											
			<b>Armchair w/Backpack Rack</b> COM Yardage: N/A Freight Class: 300 Product Weight: 24 Cubic Feet Per Carton: 14			Does not stack.			<b>RTA 00</b>			1 per carton		
		<b>2075BRNPP</b> 573 Polypropylene seat & back	573											
			<b>Armless Chair w/Backpack Rack</b> COM Yardage: N/A Freight Class: 300 Product Weight: 20			Does not stack.			<b>RTA 00</b>			1 per carton		

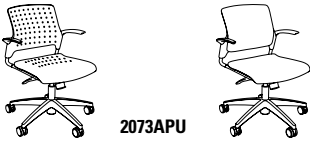
DESCRIPTION	FEATURES	MODEL#	STANDARD TEXTILE GRADES											
			1	2	3	4	5	6	7	8	9	10	11	12
 <b>2075BRNPU</b>			766	795	816	846	890	911	950	1012	1060	1114	1222	1340
			Upholstered seat											
 <b>2075BRNUU</b>			889	917	938	968	1011	1032	1070	1134	1181	1234	1344	1462
			Upholstered seat & back											
<b>Armless Chair w/Backpack Rack</b> COM Yardage: 0.75 Freight Class: 300 Product Weight: 23 Cubic Feet Per Carton: 13			Does not stack.			<b>RTA 00</b>			1 per carton					
			1	2	3	4	5	6	7	8	9	10	11	12
			<b>2075BRNPPT 900</b> Polypropylene seat & back											
<b>Armless Chair w/Backpack Rack and Tablet</b> COM Yardage: N/A Freight Class: 250 Product Weight: 30 Cubic Feet Per Carton: 14.75			Specify (L) left or (R) right tablet			<b>RTA 00</b>			1 per carton					
Does not stack.														
 <b>2075BRNPUT</b>			\$1092	\$1121	\$1143	\$1175	\$1219	\$1242	\$1282	\$1348	\$1397	\$1453	\$1569	\$1691
			Upholstered seat											
 <b>2075BRNUUT</b>			1215	1244	1265	1298	1341	1363	1404	1468	1518	1575	1689	1811
			Upholstered seat & back											
<b>Armless Chair w/Backpack Rack and Tablet</b> COM Yardage: 0.75 Freight Class: 250 Product Weight: 32 Cubic Feet Per Carton: 14.75			Specify (L) left or (R) right tablet			<b>RTA 00</b>			1 per carton					
Does not stack.														
			1	2	3	4	5	6	7	8	9	10	11	12
			<b>2076APP \$587</b> Polypropylene seat & back											
<b>Armchair w/Sled Base</b> COM Yardage: N/A Freight Class: 250 Product Weight: 14 Cubic Feet Per Carton: 14			Stacks 5 high on floor. Stacks 15 high on dolly.			<b>RTA 00</b>			4 per carton (pricing and specifications are for one seat unit)					
 <b>2076APU</b>			779	807	827	857	898	917	956	1016	1061	1114	1219	1334
			Upholstered seat											
 <b>2076AUU</b>			901	930	950	980	1022	1041	1079	1139	1188	1238	1347	1461
			Upholstered seat & back											
<b>Armchair w/Sled Base</b> COM Yardage: 0.75 Freight Class: 250 Product Weight: 19.5 Cubic Feet Per Carton: 14			Stacks 5 high on floor. Stacks 10 high on dolly.			<b>RTA 00</b>			4 per carton (pricing and specifications are for one seat unit)					

DESCRIPTION	FEATURES	MODEL#	STANDARD TEXTILE GRADES												
			1	2	3	4	5	6	7	8	9	10	11	12	
 <p><b>2076APU</b>      <b>2076AAU</b></p> <p><b>Armchair w/Sled Base</b> COM Yardage: 0.75 Freight Class: 250 Product Weight: 19.5 Cubic Feet Per Carton: 14</p>	<p>Stacks 5 high on floor. Stacks 10 high on dolly.</p>	<b>2076APU</b>	779	807	827	857	898	917	956	1016	1061	1114	1219	1334	
		Upholstered seat	<b>2076AAU</b>	901	930	950	980	1022	1041	1079	1139	1188	1238	1347	1461
			<b>OVERALL DIMENSIONS</b>			<b>SEAT DIMENSIONS</b>			<b>BACK DIMENSIONS</b>						
			<b>W</b>	<b>D</b>	<b>H</b>	<b>W</b>	<b>D</b>	<b>H</b>	<b>W</b>	<b>H</b>					
			24	25	33.25	18	18	17.5	16	16					
		<b>RTA 00</b>	4 per carton (pricing and specifications are for one seat unit)												
 <p><b>2076NPP</b></p> <p><b>Armless Chair w/Sled Base</b> COM Yardage: N/A Freight Class: 250 Product Weight: 12 Cubic Feet Per Carton: 13</p>	<p>Stacks 5 high on floor. Stacks 15 high on dolly.</p>	<b>2076NPP</b>	470												
		Polypropylene seat & back													
			<b>OVERALL DIMENSIONS</b>			<b>SEAT DIMENSIONS</b>			<b>BACK DIMENSIONS</b>						
			<b>W</b>	<b>D</b>	<b>H</b>	<b>W</b>	<b>D</b>	<b>H</b>	<b>W</b>	<b>H</b>					
			20.5	25	33.25	18	18	18	16	16.5					
		<b>RTA 00</b>	4 per carton (pricing and specifications are for one seat unit)												
 <p><b>2076NPU</b>      <b>2076NUU</b></p> <p><b>Armless Chair w/Sled Base</b> COM Yardage: 0.75 Freight Class: 150 Product Weight: 15 Cubic Feet Per Carton: 13</p>	<p>Stacks 5 high on floor. Stacks 10 high on dolly.</p>	<b>2076NPU</b>	664	691	710	737	776	796	832	890	935	984	1084	1195	
		Upholstered seat	<b>2076NUU</b>	786	813	833	860	899	919	955	1014	1059	1108	1212	1321
			<b>OVERALL DIMENSIONS</b>			<b>SEAT DIMENSIONS</b>			<b>BACK DIMENSIONS</b>						
			<b>W</b>	<b>D</b>	<b>H</b>	<b>W</b>	<b>D</b>	<b>H</b>	<b>W</b>	<b>H</b>					
			20.5	25	33.25	18	18	17.5	16	16					
		<b>RTA 00</b>	4 per carton (pricing and specifications are for one seat unit)												
 <p><b>2075BSAPP</b></p> <p><b>Bar Stool w/Arms</b> COM Yardage: N/A Freight Class: 250 Product Weight: 25 Cubic Feet Per Carton: 10.75</p>	<p>Stacks 5 high on floor.</p>	<b>2075BSAPP</b>	740												
		Polypropylene seat & back													
			<b>OVERALL DIMENSIONS</b>			<b>SEAT DIMENSIONS</b>			<b>BACK DIMENSIONS</b>						
			<b>W</b>	<b>D</b>	<b>H</b>	<b>W</b>	<b>D</b>	<b>H</b>	<b>W</b>	<b>H</b>					
			24	24.75	45	18	18	29	16	16.5					
		<b>RTA 00</b>	2 per carton (pricing and specifications are for one seat unit)												
 <p><b>2075BSAPU</b>      <b>2075BSAAU</b></p> <p><b>Bar Stool w/Arms</b> COM Yardage: 0.75 Freight Class: 250 Product Weight: 28 Cubic Feet Per Carton: 21.5</p>	<p>Stacks 5 high on floor.</p>	<b>2075BSAPU</b>	932	960	981	1012	1054	1075	1114	1178	1226	1280	1390	1509	
		Upholstered seat	<b>2075BSAAU</b>	1053	1081	1102	1132	1175	1196	1235	1299	1346	1401	1511	1628
			<b>OVERALL DIMENSIONS</b>			<b>SEAT DIMENSIONS</b>			<b>BACK DIMENSIONS</b>						
			<b>W</b>	<b>D</b>	<b>H</b>	<b>W</b>	<b>D</b>	<b>H</b>	<b>W</b>	<b>H</b>					
			24	24.75	45	18	18	29.5	16	16					
		<b>RTA 00</b>	2 per carton (pricing and specifications are for one seat unit)												

DESCRIPTION	FEATURES	MODEL#	STANDARD TEXTILE GRADES														
			1	2	3	4	5	6	7	8	9	10	11	12			
 <p><b>Armless Bar Stool</b> COM Yardage: N/A Freight Class: 250 Product Weight: 21 Cubic Feet Per Carton: 17.75</p>	Stacks 5 high on floor.	2075BSNPP 625 Polypropylene seat & back															
			<b>OVERALL DIMENSIONS</b>			<b>SEAT DIMENSIONS</b>			<b>BACK DIMENSIONS</b>								
			<b>W</b>	<b>D</b>	<b>H</b>	<b>W</b>	<b>D</b>	<b>H</b>	<b>W</b>	<b>H</b>							
			22	24.75	45	18	18	29	16	16.5							
		<b>RTA 00</b>	2 per carton (pricing and specifications are for one seat unit)														
 <p>2075BSNPU      2075BSNUU</p> <p><b>Armless Bar Stool</b> COM Yardage: 0.75 Freight Class: 250 Product Weight: 24 Cubic Feet Per Carton: 17.75</p>	Stacks 5 high on floor.	2075BSNPU 817 845 865 895 936 955 994 1054 1099 1152 1258 1372 Upholstered seat  2075BSNUU 938 967 987 1017 1059 1078 1116 1177 1225 1275 1385 1498 Upholstered seat & back															
			<b>OVERALL DIMENSIONS</b>			<b>SEAT DIMENSIONS</b>			<b>BACK DIMENSIONS</b>								
			<b>W</b>	<b>D</b>	<b>H</b>	<b>W</b>	<b>D</b>	<b>H</b>	<b>W</b>	<b>H</b>							
			22	24.75	45	18	18	29.5	16	16							
		<b>RTA 00</b>	2 per carton (pricing and specifications are for one seat unit)														
 <p><b>Counter Stool w/Arms</b> COM Yardage: N/A Freight Class: 250 Product Weight: 24 Cubic Feet Per Carton: 21.5</p>	Stacks 5 high on floor.	2075CSAPP 740 Polypropylene seat & back															
			<b>OVERALL DIMENSIONS</b>			<b>SEAT DIMENSIONS</b>			<b>BACK DIMENSIONS</b>								
			<b>W</b>	<b>D</b>	<b>H</b>	<b>W</b>	<b>D</b>	<b>H</b>	<b>W</b>	<b>H</b>							
			24	24.75	40	18	18	24	16	16.5							
		<b>RTA 00</b>	2 per carton (pricing and specifications are for one seat unit)														
 <p>2075CSAPU      2075CSAAU</p> <p><b>Counter Stool w/Arms</b> COM Yardage: 0.75 Freight Class: 250 Product Weight: 27 Cubic Feet Per Carton: 21.5</p>	Stacks 5 high on floor.	2075CSAPU 932 963 984 1017 1064 1087 1129 1196 1250 1307 1426 1554 Upholstered seat  2075CSAAU 1053 1082 1104 1137 1184 1205 1248 1314 1366 1424 1543 1669 Upholstered seat & back															
			<b>OVERALL DIMENSIONS</b>			<b>SEAT DIMENSIONS</b>			<b>BACK DIMENSIONS</b>								
			<b>W</b>	<b>D</b>	<b>H</b>	<b>W</b>	<b>D</b>	<b>H</b>	<b>W</b>	<b>H</b>							
			24	24.75	40	18	18	24.5	16	16							
		<b>RTA 00</b>	2 per carton (pricing and specifications are for one seat unit)														
 <p><b>Armless Counter Stool</b> COM Yardage: N/A Freight Class: 250 Product Weight: 20 Cubic Feet Per Carton: 19</p>	Stacks 5 high on floor.	2075CSNPP 625 Polypropylene seat & back															
			<b>OVERALL DIMENSIONS</b>			<b>SEAT DIMENSIONS</b>			<b>BACK DIMENSIONS</b>								
			<b>W</b>	<b>D</b>	<b>H</b>	<b>W</b>	<b>D</b>	<b>H</b>	<b>W</b>	<b>H</b>							
			22	24.75	40	18	18	24	16	16.5							
		<b>RTA 00</b>	2 per carton (pricing and specifications are for one seat unit)														

DESCRIPTION	FEATURES	MODEL#	STANDARD TEXTILE GRADES													
			1	2	3	4	5	6	7	8	9	10	11	12		
 <p><b>2075CSNPU</b>      <b>2075CSNUU</b></p> <p><b>Armless Counter Stool</b>                      COM Yardage: 0.75                      Freight Class: 250                      Product Weight: 23                      Cubic Feet Per Carton: 19</p>	Stacks 5 high on floor.	<b>2075CSNPU</b> 817 846 868 900 947 968 1010 1074 1127 1183 1298 1422 Upholstered seat  <b>2075CSNUU</b> 938 967 989 1021 1065 1088 1128 1194 1244 1300 1415 1537 Upholstered seat & back	<b>OVERALL DIMENSIONS</b>			<b>SEAT DIMENSIONS</b>			<b>BACK DIMENSIONS</b>							
			<b>W</b>	<b>D</b>	<b>H</b>	<b>W</b>	<b>D</b>	<b>H</b>	<b>W</b>	<b>H</b>						
			22	24.75	40	18	18	24.5	16	16						
			<b>RTA 00</b>	2 per carton (pricing and specifications are for one seat unit)												
 <p><b>Dolly</b>                      COM Yardage: N/A                      Freight Class: 125                      Product Weight: 41                      Cubic Feet Per Carton: 6.75</p>	Accommodates 10-15 chairs depending on model.	<b>2085</b> 834	<b>OVERALL DIMENSIONS</b>			<b>SEAT DIMENSIONS</b>			<b>BACK DIMENSIONS</b>							
			<b>W</b>	<b>D</b>	<b>H</b>	<b>W</b>	<b>D</b>	<b>H</b>	<b>W</b>	<b>H</b>						
			24	33.5	53											
			<b>RTA 00</b>	FedEx 2 per carton												
 <p><b>Ganging Clamps - Set of 2</b>                      COM Yardage: N/A                      Freight Class: 70                      Product Weight: .20                      Cubic Feet Per Carton: .04</p>	For use with armchair models. Chair clearance 0.25"	<b>5233</b> \$35	<b>OVERALL DIMENSIONS</b>			<b>SEAT DIMENSIONS</b>			<b>BACK DIMENSIONS</b>							
			<b>W</b>	<b>D</b>	<b>H</b>	<b>W</b>	<b>D</b>	<b>H</b>	<b>W</b>	<b>H</b>						
			.87	0.75	1											
			<b>RTA 00</b>	Pricing is for the set, specifications are for one clamp												
 <p><b>Ganging Brackets - Set of 2</b>                      COM Yardage: N/A                      Freight Class: 70                      Product Weight: 0.01                      Cubic Feet Per Carton: 0.02</p>	For use with armless models. Chair clearance 0.25"	<b>6526</b> \$28	<b>OVERALL DIMENSIONS</b>			<b>SEAT DIMENSIONS</b>			<b>BACK DIMENSIONS</b>							
			<b>W</b>	<b>D</b>	<b>H</b>	<b>W</b>	<b>D</b>	<b>H</b>	<b>W</b>	<b>H</b>						
			0.75	5.75	1.25											
			<b>RTA 00</b>	Pricing is for the set, specifications are for one clamp												
 <p><b>2073APP</b>                      Polypropylene seat &amp; back</p>		<b>2073APP</b> \$920	<b>OVERALL DIMENSIONS</b>			<b>SEAT DIMENSIONS</b>			<b>BACK DIMENSIONS</b>							
			<b>W</b>	<b>D</b>	<b>H</b>	<b>W</b>	<b>D</b>	<b>H</b>	<b>W</b>	<b>H</b>						
			24	23.5	33.5	18	18	15.5-20.5	16	16.5						
			<b>RTA 00</b>	1 per carton												

DESCRIPTION	FEATURES	MODEL#	STANDARD TEXTILE GRADES											
			1	2	3	4	5	6	7	8	9	10	11	12



2073APU

2073AUU

**Tilter Chair w/Arms**

COM Yardage: .75  
 Freight Class: 250  
 Product Weight: 39  
 Cubic Feet Per Carton: 15.5

**2073APU** \$1115 \$1144 \$1165 \$1198 \$1242 \$1263 \$1304 \$1370 \$1420 \$1475 \$1591 \$1712  
 Upholstered seat

**2073AUU** \$1236 \$1265 \$1286 \$1317 \$1362 \$1384 \$1424 \$1489 \$1538 \$1594 \$1709 \$1830  
 Upholstered seat & back

OVERALL DIMENSIONS			SEAT DIMENSIONS			BACK DIMENSIONS	
W	D	H	W	D	H	W	H
24	23.5	33.5	18	18	16-21	16	16

**RTA 00** 1 per carton



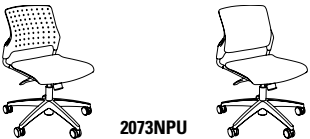
**Armless Tilter Chair**

COM Yardage: N/A  
 Freight Class: 300  
 Product Weight (lbs.): 30  
 Cubic Feet Per Carton:

**2073NPP** \$822  
 Polypropylene seat & back

OVERALL DIMENSIONS			SEAT DIMENSIONS			BACK DIMENSIONS	
W	D	H	W	D	H	W	H
20.5	23.5	33.5	18	18	15.5-20.5	16	16.5

**RTA 00** 1 per carton



2073NPU

2073NUU

**Armless Tilter Chair**

COM Yardage: 0.75  
 Freight Class: 300  
 Product Weight: 33  
 Cubic Feet Per Carton: 15.5

**2073NPU** \$1016 \$1045 \$1066 \$1097 \$1142 \$1163 \$1204 \$1268 \$1318 \$1372 \$1488 \$1609  
 Upholstered seat

**2073NUU** \$1137 \$1166 \$1187 \$1218 \$1262 \$1284 \$1324 \$1388 \$1438 \$1492 \$1606 \$1726  
 Upholstered seat & back

OVERALL DIMENSIONS			SEAT DIMENSIONS			BACK DIMENSIONS	
W	D	H	W	D	H	W	H
20.5	23.5	33.5	18	18	16-21	16	16

**RTA 00** 1 per carton








**Height Adjustable Stool w/Arms**

COM Yardage: N/A  
 Freight Class: 300  
 Product Weight (lbs.): 37  
 Cubic Feet Per Carton: 19.5

**2074APP** \$1039  
 Polypropylene seat & back

OVERALL DIMENSIONS			SEAT DIMENSIONS			BACK DIMENSIONS	
W	D	H	W	D	H	W	H
24	23.5	43	18	18	22-32	16	16.5

**RTA 00** 1 per carton

DESCRIPTION	FEATURES	MODEL#	STANDARD TEXTILE GRADES																						
			1	2	3	4	5	6	7	8	9	10	11	12											
 <b>2074APU</b>	 <b>2074AUU</b>	<b>2074APU</b> \$1231 \$1263 \$1284 \$1319 \$1365 \$1387 \$1429 \$1498 \$1551 \$1608 \$1728 \$1857 Upholstered seat																							
		<b>2074AUU</b> \$1352 \$1381 \$1404 \$1437 \$1484 \$1505 \$1548 \$1614 \$1666 \$1726 \$1844 \$1971 Upholstered seat & back																							
		<b>OVERALL DIMENSIONS</b>			<b>SEAT DIMENSIONS</b>			<b>BACK DIMENSIONS</b>																	
		<b>W</b>	<b>D</b>	<b>H</b>	<b>W</b>	<b>D</b>	<b>H</b>	<b>W</b>	<b>H</b>																
		24	23.5	43	18	18	22.5-32.5	16	16																
		<b>RTA 00</b>		1 per carton																					
		<table border="1"> <thead> <tr> <th>1</th> <th>2</th> <th>3</th> <th>4</th> <th>5</th> <th>6</th> <th>7</th> <th>8</th> <th>9</th> <th>10</th> <th>11</th> <th>12</th> </tr> </thead> </table>												1	2	3	4	5	6	7	8	9	10	11	12
1	2	3	4	5	6	7	8	9	10	11	12														
 <b>2074NPP</b>		<b>2074NPP</b> \$918 Polypropylene seat & back																							
		<b>OVERALL DIMENSIONS</b>			<b>SEAT DIMENSIONS</b>			<b>BACK DIMENSIONS</b>																	
		<b>W</b>	<b>D</b>	<b>H</b>	<b>W</b>	<b>D</b>	<b>H</b>	<b>W</b>	<b>H</b>																
		20.5	23.5	43	18	18	22-32	16	16.5																
		<b>RTA 00</b>		1 per carton																					
		<table border="1"> <thead> <tr> <th>1</th> <th>2</th> <th>3</th> <th>4</th> <th>5</th> <th>6</th> <th>7</th> <th>8</th> <th>9</th> <th>10</th> <th>11</th> <th>12</th> </tr> </thead> </table>												1	2	3	4	5	6	7	8	9	10	11	12
1	2	3	4	5	6	7	8	9	10	11	12														
 <b>2074NPU</b>	 <b>2074NUU</b>	<b>2074NPU</b> \$1110 \$1139 \$1161 \$1194 \$1241 \$1261 \$1304 \$1370 \$1421 \$1478 \$1597 \$1719 Upholstered seat																							
		<b>2074NUU</b> \$1233 \$1264 \$1285 \$1317 \$1364 \$1385 \$1427 \$1492 \$1544 \$1600 \$1715 \$1840 Upholstered seat & back																							
		<b>OVERALL DIMENSIONS</b>			<b>SEAT DIMENSIONS</b>			<b>BACK DIMENSIONS</b>																	
		<b>W</b>	<b>D</b>	<b>H</b>	<b>W</b>	<b>D</b>	<b>H</b>	<b>W</b>	<b>H</b>																
		20.5	23.5	43	18	18	22.5-32.5	16	16																
		<b>RTA 00</b>		1 per carton																					



DESCRIPTION FEATURES MODEL# STANDARD TEXTILE GRADES



**Armless Chair w/Casters** Upholstered Back  
 COM Yardage: 1.25  
 Freight Class: 250  
 Product Weight (lbs.): 18  
 Cubic Feet Per Carton: 6.25 (2 per carton)

Stacks 5 high on floor.  
 Stacks 8 high on dolly.  
 Ergonomic Features:  
 M, N

	1	2	3	4	5	6	7	8	9	10	11	12
<b>2195C</b>	\$708	\$756	\$793	\$848	\$926	\$954	\$1019	\$1146	\$1210	\$1326	\$1488	\$1688

OVERALL DIMENSIONS			SEAT DIMENSIONS			BACK DIMENSIONS	
W	D	H	W	D	H	W	H

20	22	35	18	16	18	18.5	16
----	----	----	----	----	----	------	----

RTA 00



2198



2198WS

**Armchair** Wood Veneer Back  
 COM Yardage: 0.75  
 Freight Class: 250  
 Product Weight (lbs.): 20  
 Cubic Feet Per Carton: 6.25 (2 per carton)

Stacks 5 high on floor.  
 Stacks 8 high on dolly.  
 Ergonomic Features:  
 M, N

	1	2	3	4	5	6	7	8	9	10	11	12
<b>2198</b>	\$730	\$758	\$781	\$815	\$860	\$886	\$927	\$987	\$1044	\$1093	\$1220	\$1348

<b>2198WS</b>	\$750	\$785	\$810	\$843	\$890	\$909	\$954	\$1031	\$1072	\$1148	\$1253	\$1377
Wall Saver												

OVERALL DIMENSIONS			SEAT DIMENSIONS			BACK DIMENSIONS	
W	D	H	W	D	H	W	H

23.5	22	35	18	17.5	18	18.5	16.5
------	----	----	----	------	----	------	------

RTA 00



**Armchair w/Casters** Wood Veneer Back  
 COM Yardage: 0.75  
 Freight Class: 250  
 Product Weight (lbs.): 20  
 Cubic Feet Per Carton: 6.25 (2 per carton)

Stacks 5 high on floor.  
 Stacks 8 high on dolly.  
 Ergonomic Features:  
 M, N

	1	2	3	4	5	6	7	8	9	10	11	12
<b>2198C</b>	\$757	\$792	\$814	\$848	\$890	\$907	\$950	\$1025	\$1060	\$1131	\$1227	\$1348

OVERALL DIMENSIONS			SEAT DIMENSIONS			BACK DIMENSIONS	
W	D	H	W	D	H	W	H

23.5	22	35	18	16	18	18.5	16
------	----	----	----	----	----	------	----

RTA 00



2199



2199WS

**Armless Chair** Wood Veneer Back  
 COM Yardage: 0.75  
 Freight Class: 250  
 Product Weight (lbs.): 18  
 Cubic Feet Per Carton: 6.25 (2 per carton)

Stacks 5 high on floor.  
 Stacks 8 high on dolly.  
 Ergonomic Features:  
 M, N

	1	2	3	4	5	6	7	8	9	10	11	12
<b>2199</b>	\$630	\$658	\$680	\$710	\$755	\$782	\$826	\$885	\$942	\$992	\$1119	\$1248

<b>2199WS</b>	\$652	\$685	\$709	\$744	\$790	\$811	\$852	\$933	\$974	\$1049	\$1154	\$1281
Wall Saver												

OVERALL DIMENSIONS			SEAT DIMENSIONS			BACK DIMENSIONS	
W	D	H	W	D	H	W	H

20	22	35	18	17.5	18	18.5	16.5
----	----	----	----	------	----	------	------

RTA 00



**Armless Chair w/Casters** Wood Veneer Back  
 COM Yardage: 0.75  
 Freight Class: 250  
 Product Weight (lbs.): 18  
 Cubic Feet Per Carton: 6.25 (2 per carton)

Stacks 5 high on floor.  
 Stacks 8 high on dolly.  
 Ergonomic Features:  
 M, N


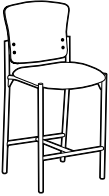


	1	2	3	4	5	6	7	8	9	10	11	12
<b>2199C</b>	\$669	\$704	\$720	\$754	\$802	\$817	\$858	\$936	\$971	\$1042	\$1138	\$1258

OVERALL DIMENSIONS			SEAT DIMENSIONS			BACK DIMENSIONS	
W	D	H	W	D	H	W	H

20	22	35	18	17.5	18	18.5	16
----	----	----	----	------	----	------	----

RTA 00



DESCRIPTION	FEATURES	MODEL#	STANDARD TEXTILE GRADES											
			1	2	3	4	5	6	7	8	9	10	11	12
 <p><b>Barstool w/Arms</b> Wood Veneer Back COM Yardage: 0.75 Freight Class: 300 Product Weight (lbs.): 27 Cubic Feet Per Carton: 14.75 (1 per carton)</p>	<p>Does not stack.</p> <p>Ergonomic Features: M, N</p>	<b>2188</b>	\$1049	\$1085	\$1109	\$1142	\$1194	\$1208	\$1253	\$1333	\$1374	\$1448	\$1555	\$1680
			<b>OVERALL DIMENSIONS</b>			<b>SEAT DIMENSIONS</b>			<b>BACK DIMENSIONS</b>					
			<b>W</b>	<b>D</b>	<b>H</b>	<b>W</b>	<b>D</b>	<b>H</b>	<b>W</b>	<b>H</b>				
			23	22	45	18	16	29	18.5	16				
			<b>RTA 00</b>											
 <p><b>Armless Barstool</b> Wood Veneer Back COM Yardage: 0.75 Freight Class: 300 Product Weight (lbs.): 25 Cubic Feet Per Carton: 14.75 (1 per carton)</p>	<p>Does not stack.</p> <p>Ergonomic Features: M, N</p>	<b>2189</b>	\$949	\$986	\$1009	\$1043	\$1092	\$1110	\$1153	\$1233	\$1273	\$1348	\$1453	\$1582
			<b>OVERALL DIMENSIONS</b>			<b>SEAT DIMENSIONS</b>			<b>BACK DIMENSIONS</b>					
			<b>W</b>	<b>D</b>	<b>H</b>	<b>W</b>	<b>D</b>	<b>H</b>	<b>W</b>	<b>H</b>				
			20	22	45	18	16	29	18.5	16				
			<b>RTA 00</b>											
 <p><b>Barstool w/Arms</b> Upholstered Back COM Yardage: 1.25 Freight Class: 300 Product Weight (lbs.): 28 Cubic Feet Per Carton: 14.75 (1 per carton)</p>	<p>Does not stack.</p> <p>Ergonomic Features: M, N</p>	<b>2196</b>	\$1007	\$1060	\$1099	\$1158	\$1239	\$1269	\$1340	\$1477	\$1541	\$1668	\$1840	\$2057
			<b>OVERALL DIMENSIONS</b>			<b>SEAT DIMENSIONS</b>			<b>BACK DIMENSIONS</b>					
			<b>W</b>	<b>D</b>	<b>H</b>	<b>W</b>	<b>D</b>	<b>H</b>	<b>W</b>	<b>H</b>				
			23	22	45	18	16	29	18.5	16				
			<b>RTA 00</b>											
 <p><b>Armless Barstool w/</b> Upholstered Back COM Yardage: 1.25 Freight Class: 300 Product Weight (lbs.): 22 Cubic Feet Per Carton: 14.75 (1 per carton)</p>	<p>Does not stack.</p> <p>Ergonomic Features: M, N</p>	<b>2197</b>	\$908	\$961	\$1000	\$1056	\$1138	\$1167	\$1240	\$1376	\$1442	\$1569	\$1739	\$1954
			<b>OVERALL DIMENSIONS</b>			<b>SEAT DIMENSIONS</b>			<b>BACK DIMENSIONS</b>					
			<b>W</b>	<b>D</b>	<b>H</b>	<b>W</b>	<b>D</b>	<b>H</b>	<b>W</b>	<b>H</b>				
			20	22	45	18	16	29	18.5	16				
			<b>RTA 00</b>											

VION



VION FINISHES - GUEST SEATING				
Back Frame	Specify Code	Frame	Specify Code	Arm Option
Black	BLK	Black	TBL	Fiber Glass Reinforced Nylon (Black)
Shadow	SHW Add \$81	Fog	TFO	
		Shadow	TSH	
Fog	FOG Add \$81	Tungsten	TTU	
		Chrome	CHM - Add \$43	

STANDARD FEATURES

- Vion is a comprehensive seating series offering a family of models to Address multiple applications: task, management, conference, guest, heavy duty 24-7, and height adjustable stools.
- Series offers models with either a mesh or upholstered back.
- Vion guest chairs offer a wall saver frame design, which is constructed from 7/8" diameter steel tubing.
- Vion guest chairs can stack 4 high on the floor.
- Arm design is gently curved and made from strong fiberglass reinforced black nylon.
- Guest chairs are standard with durable polypropylene glides.
- Dual wheel carpet casters (C82) are standard on guest models with casters.
- Mesh back models are available in 10 standard colors: Aqua (MS75), Black (MS69), Black Cherry (MS76), Blue (MS72), Dust (MS77), Ivory (MS78), Natural (MS74), Paprika (MS79), Rope (MS73) and Stone (MS71).
- Upholstered back models feature Black fabric (Jenny JN02) on the back side as standard.
- Check textile availability prior to specifying upholstery material.
- Vion beam seating consists of upper seat units (6340-6343) including mounting brackets and all hardware necessary for attachment to beam.
- For all beam components, tables and a complete list of available upper seat units, see Beam seating section.

OPTIONAL FEATURES

- Please refer to the chart for optional back frame and base frame finishes.
- Mesh back models are also available in 7 Dimension Mesh colors: Black (DBK), Fog (DST), Chalk (DCL), Shadow (DGM), Charcoal (DCH), Sand (DSD), and Pool Blue (DPB). Add \$29
- Upholstered back models offer a Matching Outer (MO) upholstery option. Due to the additional material needed, these models are listed separately and are priced differently than the standard upholstered back models.
- Seat available in memory foam. Please specify (MF). Add \$124.
- Opaque off-white non-marking glides for hard surface flooring are optional for guest chairs, please specify (NM). No upcharge.
- Felt glides (FG) and rubber glides (RG) are available on guest chairs, please specify and add \$64.
- Steel cushioned self-leveling glides (B) are available on guest chairs (adds 0.5" to seat height), please specify and add \$36.
- Dolly available for stacking guest chairs up to 8 high. Specify model 2125WS, \$477 List.
- Please refer to chart for optional Arms, Back, Base and Frame finishes.

DESCRIPTION

FEATURES

MODEL#

STANDARD TEXTILE GRADES



mesh back

Stacks 4 high on floor.  
Stacks 8 high on dolly.  
Ergonomic Features: M, N





















Armless Side Chair






COM Yardage: 1  
Freight Class: 250  
Product Weight (lbs.): 24  
Cubic Feet Per Carton: 11.75






	1	2	3	4	5	6	7	8	9	10	11	12
6324	661	701	730	773	835	858	912	1016	1068	1163	1294	1457





OVERALL DIMENSIONS			SEAT DIMENSIONS			BACK DIMENSIONS	
W	D	H	W	D	H	W	H
20	24	34.5	19	17.5	17.5	19	17



DESCRIPTION	FEATURES	MODEL#	STANDARD TEXTILE GRADES											
			1	2	3	4	5	6	7	8	9	10	11	12
 <p>mesh back</p> <p><b>Armless Side Chair w/Casters</b> COM Yardage: 1 Freight Class: 250 Product Weight (lbs.): 24 Cubic Feet Per Carton: 11.75</p>	<p>Does not stack.</p> <p>Ergonomic Features: M, N</p>	<b>6324C</b>	738	778	808	851	913	935	989	1094	1146	1241	1371	1534
			<b>OVERALL DIMENSIONS</b>			<b>SEAT DIMENSIONS</b>			<b>BACK DIMENSIONS</b>					
			<b>W</b>	<b>D</b>	<b>H</b>	<b>W</b>	<b>D</b>	<b>H</b>	<b>W</b>	<b>H</b>				
			20	24	34.5	19	17.5	17.5	19	17				
														
 <p>mesh back</p> <p><b>Side Chair</b> COM Yardage: 1 Freight Class: 300 Product Weight (lbs.): 26 Cubic Feet Per Carton: 13.75</p>	<p>Stacks 4 high on floor. Stacks 8 high on dolly.</p> <p>Ergonomic Features: M, N</p>	<b>6325</b>	708	749	778	821	883	906	960	1064	1116	1211	1344	1504
			<b>OVERALL DIMENSIONS</b>			<b>SEAT DIMENSIONS</b>			<b>BACK DIMENSIONS</b>					
			<b>W</b>	<b>D</b>	<b>H</b>	<b>W</b>	<b>D</b>	<b>H</b>	<b>W</b>	<b>H</b>				
			25.5	24	34.5	19	17.5	17.5	19	17				
														
 <p>mesh back</p> <p><b>Side Chair w/Casters</b> COM Yardage: 1 Freight Class: 300 Product Weight (lbs.): 26 Cubic Feet Per Carton: 13.75</p>	<p>Does not stack.</p> <p>Ergonomic Features: M, N</p>	<b>6325C</b>	783	824	854	897	960	981	1035	1141	1192	1287	1419	1580
			<b>OVERALL DIMENSIONS</b>			<b>SEAT DIMENSIONS</b>			<b>BACK DIMENSIONS</b>					
			<b>W</b>	<b>D</b>	<b>H</b>	<b>W</b>	<b>D</b>	<b>H</b>	<b>W</b>	<b>H</b>				
			25.5	24	34.5	19	17.5	17.5	19	17				
														
 <p>upholstered back</p> <p><b>Armless Side Chair</b> COM Yardage: 1.25 Freight Class: 250 Product Weight (lbs.): 25 Cubic Feet Per Carton: 11.75</p>	<p>Stacks 4 high on floor. Stacks 8 high on dolly.</p> <p>Ergonomic Features: M, N</p>	<b>6334</b>	723	774	813	870	951	990	1064	1182	1274	1374	1583	1805
			<b>OVERALL DIMENSIONS</b>			<b>SEAT DIMENSIONS</b>			<b>BACK DIMENSIONS</b>					
			<b>W</b>	<b>D</b>	<b>H</b>	<b>W</b>	<b>D</b>	<b>H</b>	<b>W</b>	<b>H</b>				
			20	24	34.5	19	17.5	17.5	19	17				
														
 <p>upholstered back</p> <p><b>Armless Side Chair w/Casters</b> COM Yardage: 1.25 Freight Class: 250 Product Weight (lbs.): 25 Cubic Feet Per Carton: 11.75</p>	<p>Does not stack.</p> <p>Ergonomic Features: M, N</p>	<b>6334MO</b>	868	944	1004	1092	1215	1260	1369	1576	1676	1869	2131	2456
			<b>OVERALL DIMENSIONS</b>			<b>SEAT DIMENSIONS</b>			<b>BACK DIMENSIONS</b>					
			<b>W</b>	<b>D</b>	<b>H</b>	<b>W</b>	<b>D</b>	<b>H</b>	<b>W</b>	<b>H</b>				
			20	24	34.5	19	17.5	17.5	19	17				
														

DESCRIPTION	FEATURES	MODEL#	STANDARD TEXTILE GRADES												
			1	2	3	4	5	6	7	8	9	10	11	12	
 <p>upholstered back</p> <p><b>Side Chair</b> COM Yardage: 1.25 Freight Class: 300 Product Weight (lbs.): 27 Cubic Feet Per Carton: 13.75</p>	<p>Stacks 4 high on floor. Stacks 8 high on dolly.</p> <p>Ergonomic Features: M, N</p>		1	2	3	4	5	6	7	8	9	10	11	12	
		<p><b>6335</b></p> <p><b>6335MO</b></p>	772	823	862	919	999	1038	1111	1227	1317	1419	1624	1844	
		<p><b>OVERALL DIMENSIONS</b></p> <p><b>W D H</b></p>	25.5	24	34.5	<p><b>SEAT DIMENSIONS</b></p> <p><b>W D H</b></p>			19	17.5	17.5	<p><b>BACK DIMENSIONS</b></p> <p><b>W H</b></p>		19	17
		<p>RTA 00</p> <p>FedEx</p> <p>ups</p>													
 <p>upholstered back</p> <p><b>Side Chair w/Casters</b> COM Yardage: 1.25 Freight Class: 300 Product Weight (lbs.): 27 Cubic Feet Per Carton: 13.75</p>	<p>Does not stack.</p> <p>Ergonomic Features: M, N</p>		1	2	3	4	5	6	7	8	9	10	11	12	
		<p><b>6335C</b></p> <p><b>6335CMO</b></p>	855	904	939	993	1071	1107	1176	1287	1374	1467	1664	1873	
		<p><b>OVERALL DIMENSIONS</b></p> <p><b>W D H</b></p>	25.5	24	34.5	<p><b>SEAT DIMENSIONS</b></p> <p><b>W D H</b></p>			19	18	17.5	<p><b>BACK DIMENSIONS</b></p> <p><b>W H</b></p>		19	17
		<p>RTA 00</p> <p>FedEx</p> <p>ups</p>													
 <p><b>Armless Seat Unit</b> COM Yardage: 1 Freight Class: 250 Product Weight (lbs.): 20 Cubic Feet Per Carton: 7.25</p>	<p>Upholstered seat/mesh back. Use with beam.</p>		1	2	3	4	5	6	7	8	9	10	11	12	
		<p><b>6340</b></p>	\$886	\$932	\$962	\$1011	\$1079	\$1110	\$1170	\$1268	\$1344	\$1427	\$1601	\$1786	
		<p><b>OVERALL DIMENSIONS</b></p> <p><b>W D H</b></p>	21	23.5	20.5	<p><b>SEAT DIMENSIONS</b></p> <p><b>W D H</b></p>			17.5	18	-	<p><b>BACK DIMENSIONS</b></p> <p><b>W H</b></p>		19	17
		<p>RTA 00</p>													
 <p><b>Armless Seat Unit</b> COM Yardage: 1 Freight Class: 250 Product Weight (lbs.): 26 Cubic Feet Per Carton: 7.25</p>	<p>Upholstered seat and back. Use with beam.</p>		1	2	3	4	5	6	7	8	9	10	11	12	
		<p><b>6341</b></p>	1032	1084	1125	1185	1270	1309	1387	1509	1604	1709	1922	2152	
		<p><b>OVERALL DIMENSIONS</b></p> <p><b>W D H</b></p>	21	23.5	20.5	<p><b>SEAT DIMENSIONS</b></p> <p><b>W D H</b></p>			17.5	18	-	<p><b>BACK DIMENSIONS</b></p> <p><b>W H</b></p>		19	17
		<p>RTA 00</p>													
 <p><b>Seat Unit w/Arms</b> COM Yardage: 1 Freight Class: 250 Product Weight (lbs.): 26 Cubic Feet Per Carton: 9.75</p>	<p>Upholstered seat/mesh back. Use with beam.</p>		1	2	3	4	5	6	7	8	9	10	11	12	
		<p><b>6342</b></p>	820	863	896	944	1010	1041	1104	1201	1275	1360	1533	1717	
		<p><b>OVERALL DIMENSIONS</b></p> <p><b>W D H</b></p>	25.5	23.5	20.5	<p><b>SEAT DIMENSIONS</b></p> <p><b>W D H</b></p>			17.5	18	-	<p><b>BACK DIMENSIONS</b></p> <p><b>W H</b></p>		19	17
		<p>RTA 00</p>													

DESCRIPTION	FEATURES	MODEL.#	STANDARD TEXTILE GRADES												
			1	2	3	4	5	6	7	8	9	10	11	12	
 <p><b>Seat Unit w/Arms</b> COM Yardage: 1 Freight Class: 250 Product Weight (lbs.): 27 Cubic Feet Per Carton: 9.75</p>	<p>Upholstered seat and back. Use with beam.</p>	<b>6343</b>	949	1001	1042	1101	1186	1224	1302	1423	1517	1623	1839	2068	
			<b>OVERALL DIMENSIONS</b>			<b>SEAT DIMENSIONS</b>			<b>BACK DIMENSIONS</b>						
			<b>W</b>	<b>D</b>	<b>H</b>	<b>W</b>	<b>D</b>	<b>H</b>	<b>W</b>	<b>H</b>					
			25.5	23.5	20.5	17.5	18	-	19	17					
			<b>RTA 00</b>												
 <p><b>Bar Height Stool w/Arms</b> COM Yardage: 1.00 Freight Class: 300 Product Weight (lbs.): 35 Cubic Feet Per Carton: 20</p>	<p>Mesh Back. Does not stack.</p> <p>Ergonomic Features: M, N</p>	<b>6350</b>	919	962	993	1043	1109	1140	1201	1300	1374	1459	1632	1816	
			<b>OVERALL DIMENSIONS</b>			<b>SEAT DIMENSIONS</b>			<b>BACK DIMENSIONS</b>						
			<b>W</b>	<b>D</b>	<b>H</b>	<b>W</b>	<b>D</b>	<b>H</b>	<b>W</b>	<b>H</b>					
			25.5	25	44.5	19	17.5	28.5	18	16					
			<b>RTA 00</b>												
 <p><b>Armless Bar Height Stool</b> COM Yardage: 1.00 Freight Class: 250 Product Weight (lbs.): 33 Cubic Feet Per Carton: 15.75</p>	<p>Mesh Back. Does not stack.</p> <p>Ergonomic Features: M, N</p>	<b>6351</b>	875	918	951	999	1065	1096	1159	1256	1330	1415	1588	1772	
			<b>OVERALL DIMENSIONS</b>			<b>SEAT DIMENSIONS</b>			<b>BACK DIMENSIONS</b>						
			<b>W</b>	<b>D</b>	<b>H</b>	<b>W</b>	<b>D</b>	<b>H</b>	<b>W</b>	<b>H</b>					
			21	25	44.5	19	17.5	28.5	18	16					
			<b>RTA 00</b>												
 <p><b>Counter Height Stool w/Arms</b> COM Yardage: 1.00 Freight Class: 300 Product Weight (lbs.): 25 Cubic Feet Per Carton: 18.5</p>	<p>Mesh Back. Does not stack.</p> <p>Ergonomic Features: M, N</p>	<b>6352</b>	919	962	993	1043	1109	1140	1201	1300	1374	1459	1632	1816	
			<b>OVERALL DIMENSIONS</b>			<b>SEAT DIMENSIONS</b>			<b>BACK DIMENSIONS</b>						
			<b>W</b>	<b>D</b>	<b>H</b>	<b>W</b>	<b>D</b>	<b>H</b>	<b>W</b>	<b>H</b>					
			25.5	24.5	40.5	19	17.5	24.5	18	16					
			<b>RTA 00</b>												
 <p><b>Armless Counter Height Stool</b> COM Yardage: 1.00 Freight Class: 250 Product Weight (lbs.): 31 Cubic Feet Per Carton: 14.50</p>	<p>Mesh Back. Does not stack.</p> <p>Ergonomic Features: M, N</p>	<b>6353</b>	875	918	951	999	1065	1096	1159	1256	1330	1415	1588	1772	
			<b>OVERALL DIMENSIONS</b>			<b>SEAT DIMENSIONS</b>			<b>BACK DIMENSIONS</b>						
			<b>W</b>	<b>D</b>	<b>H</b>	<b>W</b>	<b>D</b>	<b>H</b>	<b>W</b>	<b>H</b>					
			21	24.5	40.5	19	17.5	24.5	18	16					
			<b>RTA 00</b>												

DESCRIPTION	FEATURES	MODEL#	STANDARD TEXTILE GRADES												
			1	2	3	4	5	6	7	8	9	10	11	12	
 <p><b>Bar Height Stool w/Arms</b> COM Yardage: 1.25 Freight Class: 300 Product Weight (lbs.): 35</p>	Upholstered Back Does not stack.  Ergonomic Features:		1002	1054	1095	1154	1240	1277	1355	1476	1570	1678	1892	2121	
		<b>6360</b>	1060	1143	1208	1301	1437	1500	1624	1820	1970	2138	2483	2851	
		<b>6360MO</b>													
			<b>OVERALL DIMENSIONS</b>			<b>SEAT DIMENSIONS</b>			<b>BACK DIMENSIONS</b>						
			<b>W</b>	<b>D</b>	<b>H</b>	<b>W</b>	<b>D</b>	<b>H</b>	<b>W</b>	<b>H</b>					
			25.5	25	44.5	19	17.5	28.5	18	16					
			<b>RTA 00</b>												
 <p><b>Armless Bar Height Stool</b> COM Yardage: 1.25 Freight Class: 250 Product Weight (lbs.): 33 Cubic Feet Per Carton: 15.75 Cubic Feet Per Carton: 18.5</p>	Upholstered Back Does not stack.  Ergonomic Features: M, N		957	1009	1051	1110	1196	1235	1312	1434	1529	1635	1848	2079	
		<b>6361</b>	1016	1099	1164	1257	1394	1456	1582	1776	1927	2095	2440	2807	
		<b>6361MO</b>													
			<b>OVERALL DIMENSIONS</b>			<b>SEAT DIMENSIONS</b>			<b>BACK DIMENSIONS</b>						
			<b>W</b>	<b>D</b>	<b>H</b>	<b>W</b>	<b>D</b>	<b>H</b>	<b>W</b>	<b>H</b>					
			21	25	44.5	19	17.5	28.5	18	16					
			<b>RTA 00</b>												
 <p><b>Bar Counter Height Stool w/Arms</b> COM Yardage: 1.25 Freight Class: 300 Product Weight (lbs.): 33 Cubic Feet Per Carton: 18.5</p>	Upholstered Back Does not stack.  Ergonomic Features: M, N		1002	1054	1095	1154	1240	1277	1355	1476	1570	1678	1892	2121	
		<b>6362</b>	1060	1143	1208	1301	1437	1500	1624	1820	1970	2138	2483	2851	
		<b>6362MO</b>													
			<b>OVERALL DIMENSIONS</b>			<b>SEAT DIMENSIONS</b>			<b>BACK DIMENSIONS</b>						
			<b>W</b>	<b>D</b>	<b>H</b>	<b>W</b>	<b>D</b>	<b>H</b>	<b>W</b>	<b>H</b>					
			25.5	24.5	40.5	19	17.5	24.5	18	16					
			<b>RTA 00</b>												
 <p><b>Armless Counter Height Stool</b> COM Yardage: 1.25 Freight Class: 250 Product Weight (lbs.): 31 Cubic Feet Per Carton: 14.50</p>	Upholstered Back Does not stack.  Ergonomic Features: M, N		957	1009	1051	1110	1196	1235	1312	1434	1529	1635	1848	2079	
		<b>6363</b>	1016	1099	1164	1257	1394	1456	1582	1776	1927	2095	2440	2807	
		<b>6363MO</b>													
			<b>OVERALL DIMENSIONS</b>			<b>SEAT DIMENSIONS</b>			<b>BACK DIMENSIONS</b>						
			<b>W</b>	<b>D</b>	<b>H</b>	<b>W</b>	<b>D</b>	<b>H</b>	<b>W</b>	<b>H</b>					
			21	25	40.5	19	17.5	24.5	18	16					
			<b>RTA 00</b>												

## WILLOW



**model W5AUUG**  
Armchair, Upholstered Seat & Back



Wipeable shroud edge does not collect debris



No visible brackets or upholstery staples

### Arm Options



**Waterfall Arm (WFA)**



**Forward Grip Assist (GAA)**

	Willow Chair Stacking Capability	
	Stacks on floor	Stacks on dolly
<b>Four leg arm and armless chairs with glides only</b>		
Poly/poly chairs	up to 6 high	up to 10 high
Upholstered chairs	up to 4 high	up to 8 high
Bariatric Models	up to 4 high	up to 8 high
<b>Four leg bar and counter stools</b>		
Stools with arms	Does not stack	N/A
Armless stools	up to 4 high	N/A

Plastic Component Finish Matching Chart		
Chair Types	Seat Shroud	Arms and Back Shroud
Poly back and seat	Matches seat/back	Matches seat/back
Upholstered back and seat	Specify	Specify
Poly back/upholstered seat	Specify	Specify
Upholstered back/poly seat	Matches seat	Specify



For linking tables, see 252.

### EXAMPLE WILLOW ORDER CODE:

W5AUU	PU75	NS	PU75	WFA	BLK
-------	------	----	------	-----	-----

Model #    Back Textile    Seat    Seat Textile    Arm Style    Seat Shroud Finish

CHM	ST	BLK	NS	NB
-----	----	-----	----	----

Frame Finish    Glide Type    Glide Finish    Back seams    Moisture Barrier

### STANDARD FEATURES

- Willow's durable design and open, welcoming form will ensure years of use. Freestanding chairs are available with four legs or sled base, in seated standard or bariatric widths. Additional models include hip, counter and bar height stools. Freestanding and corner, in-line and end tables are also available to complement the line.
- Seated height chairs may be ganged with ganging brackets or with in-line and corner tables.
- Plastic seats and backs, reinforced nylon arms, back shrouds and seat shrouds are available in a wide range of colors. See finish chart for matching color components.
- Tubular steel frame is available in 20 paint finishes and 4 metallic finishes (upcharge applies).
- Frame design features a wall saver leg to prevent contact with walls.
- Active weight capacity is 300 lbs. for four-leg seating with casters, 400 lbs. for seating on glides and 600 lbs. for 30" wide bariatric and parent/child models.
- Plastic seat shrouds are standard on all models.
- Upholstered seats have no seams for ease of cleaning.
- Four-leg chairs with glides are stackable, see matrix. Stacking of caster models is not recommended due to damage to plastic and upholstery.
- Armless counter and bar height stools are stackable on the floor only. See chart for details.
- Four-leg and stool models are available with a variety of glide types. Glides must be chosen to best suit flooring type and site conditions. For more information, refer to glide selection chart.
- Tables used with Willow armchairs require 28" clearance under the surface top; counter height stools require 34.25" clearance; bar height stools require 40.25" clearance.
- Sled base models have nylon colored glides, non-marking natural glides for use on most floor surfaces, or no glides for use on carpeted floors.
- For healthcare textiles, visit the website at [globalfurnituregroup.com](http://globalfurnituregroup.com).
- Check textile availability prior to specifying upholstery material.
- The series is available to specify with two textiles on upholstered seat and back models. For pricing, start with the base price and add applicable graded textile upcharges for the back and the seat.
- The blended textile matrix does not apply to this series.
- The series is designed for use across a range of facilities and is covered under Global's limited lifetime warranty for single-shift use. Specify from approved textiles.
- Shipped fully assembled.

### OPTIONAL FEATURES

- Additional weight (**CW**) of 24 lbs. is available. Weighted four-leg chairs are not stackable.
- Power/USB units are available, ordered separately, for use with in-line, corner and end tables. See model for details.
- Tables are pre-drilled for field installation of undermount power. Clamp mount units are available. Order power units separately for field installation.
- Moisture barrier may be specified on seats.
- Sled base models offer a floor mount (**FM**) option. See upcharges. Mounting hardware not included.





Add option codes in the following order:





- Model number**  
Enter model number.
- Back, Seat and Seat Shroud Finish** (plastic back and seat models)  
Plastic finishes:  


( <b>BZB</b> ) Buzz Blue	( <b>KAL</b> ) Kalua
( <b>CCT</b> ) Cactus	( <b>LAB</b> ) Latte
( <b>CRO</b> ) Carrot	( <b>J52</b> ) Mocha
( <b>IVC</b> ) Cloud	( <b>BLK</b> ) Night
( <b>DJN</b> ) Dijon	( <b>SND</b> ) Sand
( <b>EGP</b> ) Eggplant	( <b>SAR</b> ) Scarlet
( <b>FOG</b> ) Fog	( <b>SHW</b> ) Shadow
( <b>FRO</b> ) Frost	( <b>TOA</b> ) Toast
( <b>INK</b> ) Ink	
- Back Finish** (plastic back and upholstered seat models)  
See Plastic finishes.
- Back Textile** (for upholstered back models)  
Specify back textile.
- Seat Textile** (for upholstered seat models)  
(**NS**) Seamless seat  
Specify seat textile.
- Arm Style** (for chairs with arms)  
(**WFA**) Waterfall arm  
(**GAA**) Grip assist arm. Add \$35.
- Arm and Back Shroud Finish**  
See Plastic finishes.
- Seat and Seat Shroud Finish** (for upholstered back and plastic seat models).  
See Plastic finishes.
- Leg Type** (for sled base models)  
(**NF**) No floor mount  
(**FM**) Floor mounted. Add \$13.
- Frame finish**  
Paint finishes:  
Black (**TBL**), Buzz Blue (**TBZ**), Cactus (**TCC**), Carrot (**TCR**), Cloud (**TIV**), Designer White (**TDW**), Dijon (**TDJ**), Eggplant (**TEG**), Fog (**TFO**), Frost (**TFR**), Ink (**TIN**), Kalua (**TKA**), Latte (**TLA**), Mocha (**TMO**), Nevada (**TNE**), Sand (**TSN**), Scarlet (**TSR**), Shadow (**TSH**), Toast (**TOA**) and Tungsten (**TTU**).  
Plated finishes - see chart for upcharges:  
(**CHM**) Chrome  
(**BCH**) Brushed Chrome
- Glide type** (four leg glides)  
(**ST**) Nylon, colored glide for most surfaces  
(**NM**) White, non-marking Nylon glide for most surfaces  
(**SG**) Steel cushion glide for carpeted surfaces. Add \$36.  
(**FG**) Felt glide for most hard floor surfaces. Add \$36.  
(**RG**) Rubber, non-slip glide for most hard floor surfaces. Add \$36.
- Glide type** (sled bases)  
(**ST**) Nylon, colored glide for most surfaces  
(**NM**) White, non-marking Nylon glide for most surfaces  
(**XG**) No glide for carpeted surfaces
- Glide Finish** (ST glides)  
(**BLK**) Black  
(**SND**) Sand
- Caster Type** (caster models)  
(**C114**) 2" caster for carpeted surface  
(**C114R**) 2" caster for most hard floor surfaces. Add \$53.
- Back Seams**  
(**NS**) No sealed back seams  
(**SBS**) Sealed back seams
- Moisture Barrier** (on seat)  
(**NB**) No moisture barrier.  
(**MB**) Moisture barrier. Add \$107. For bariatric, add \$161.
- Additional Weight**  
(**NC**) No counterweight.  
(**CW**) Counterweight. Add \$78.


DESCRIPTION	FEATURES		MODEL#		STANDARD TEXTILE GRADES			
	GLIDES							
	Standard colored (ST) + non-marking (NM) glides - standard height		Steel cushion (SG) glides - 0.313" higher than standard		Felt pad (FG) glides - 0.375" higher than standard		Rubber non-slip (RG) glides - 0.563" higher than standard	
	SEAT HEIGHT (in)	ARM HEIGHT (in)	SEAT HEIGHT (in)	ARM HEIGHT (in)	SEAT HEIGHT (in)	ARM HEIGHT (in)	SEAT HEIGHT (in)	ARM HEIGHT (in)
<b>ARMCHAIRS</b>								
Plastic seat, standard arms	17	26.75	17.31	27.06	17.38	27.13	17.56	27.31
Plastic seat, grip assist arms	17	27	17.31	27.31	17.38	27.38	17.56	27.56
Upholstered seat, standard arms	18.25	26.75	18.56	27.06	18.63	27.13	18.81	27.31
Upholstered seat, grip assist arms	18.25	27	18.56	27.31	18.63	27.38	18.81	27.56
<b>COUNTER STOOLS WITH ARMS</b>								
Plastic seat, standard arms	23.25	33	23.56	33.31	23.63	33.38	23.81	33.56
Plastic seat, grip assist arms	23.25	33.25	23.56	33.56	23.63	33.63	23.81	33.81
Upholstered seat, standard arms	24.25	33	24.56	33.31	24.63	33.38	24.81	33.56
Upholstered seat, grip assist arms	24.25	33.25	24.56	33.56	24.63	33.63	24.81	33.81
<b>BAR STOOLS WITH ARMS</b>								
Plastic seat, standard arms	29.25	39	29.56	39.31	29.63	39.38	29.81	39.56
Plastic seat, grip assist arms	29.25	39.25	29.56	39.56	29.63	39.63	29.81	39.81
Upholstered seat, standard arms	30.25	39	30.56	39.31	30.63	39.38	30.81	39.56
Upholstered seat, grip assist arms	30.25	39.25	30.56	39.56	30.63	39.63	30.81	39.81


PLATED FRAME FINISH UPCHARGES		
	Chrome (CHM)	Brushed Chrome (BCH)
<b>FOUR LEG BASE</b>		
Standard, arm and armless	\$42	\$147
Bariatric	\$71	\$229
Hip chairs, standard and bariatric	\$71	\$229
Counter stools, arm and armless	\$75	\$244
Bar stools, arm and armless	\$75	\$244
<b>SLED BASE</b>		
Standard, arm and armless	\$53	\$180
Bariatric	\$71	\$229


DESCRIPTION	FEATURES	MODEL#	STANDARD TEXTILE GRADES										
 <p><b>Armchair, Polypropylene Seat and Back</b> COM Yardage: n/a Freight Class: 250 Product Weight (lbs.): 20.88 Cubic Feet Per Carton: 5.56</p>		List Price											
	<b>W5APPG</b> with glides	\$563											
	<b>W5APPC</b> with casters	\$707											
				OVERALL DIMENSIONS			SEAT DIMENSIONS			BACK DIMENSIONS			
			W	D	H	W	D	H	W	H			
			24.25	23.5	32	17.75	17.5	17	16	16			
	Active weight with casters 300 lbs.; does not stack. Active weight with glides 400 lbs.; stacks 6 high on floor. 2 per carton (pricing and specifications are for one seat unit)												
 <p><b>Armchair, Upholstered Back and Polypropylene Seat</b> COM Yardage: 0.5 Freight Class: 250 Product Weight (lbs.): 21.88 Cubic Feet Per Carton: 5.56</p>		1/COM	2	3	4	5	6	7	8	9	10	11	12
	<b>W5AUPG</b> with glides	\$662	\$679	\$693	\$712	\$740	\$751	\$775	\$812	\$841	\$871	\$935	\$1002
	<b>W5AUPC</b> with casters	\$780	\$797	\$811	\$830	\$858	\$869	\$893	\$930	\$959	\$989	\$1053	\$1120
				OVERALL DIMENSIONS			SEAT DIMENSIONS			BACK DIMENSIONS			
			W	D	H	W	D	H	W	H			
			24.25	21.75	32.25	17.75	16.75	17	16.5	16			
	Active weight with casters 300 lbs.; does not stack. Active weight with glides 400 lbs.; stacks 4 high on floor. Add \$16 for (SBS) 2 per carton (pricing and specifications are for one seat unit)												
 <p><b>Armchair, Polypropylene Back and Upholstered Seat</b> COM Yardage: 0.75 Freight Class: 250 Product Weight (lbs.): 21.38 Cubic Feet Per Carton: 5.56</p>		1/COM	2	3	4	5	6	7	8	9	10	11	12
	<b>W5APUG</b> with glides	\$662	\$688	\$708	\$737	\$779	\$795	\$831	\$887	\$929	\$976	\$1071	\$1172
	<b>W5APUC</b> with casters	\$780	\$806	\$826	\$855	\$897	\$913	\$949	\$1005	\$1047	\$1094	\$1189	\$1290
				OVERALL DIMENSIONS			SEAT DIMENSIONS			BACK DIMENSIONS			
			W	D	H	W	D	H	W	H			
			24.25	23.5	32	18.25	17.75	18.25	16	15.25			
	Active weight with casters 300 lbs.; does not stack. Active weight with glides 400 lbs.; stacks 4 high on floor. 2 per carton (pricing and specifications are for one seat unit)												
 <p><b>Armchair, Upholstered Seat and Back</b> COM Yardage: Back: 0.5; Seat: 0.75 Freight Class: 250 Product Weight (lbs.): 21.88 Cubic Feet Per Carton: 5.56</p>		1/COM	2	3	4	5	6	7	8	9	10	11	12
	<b>W5AUUG</b> with glides	Base Price: \$696 Seat upcharge: +0 Back upcharge: +0	+26	+46	+75	+117	+133	+169	+225	+267	+314	+409	+510
	<b>W5AUUC</b> with casters	Base Price: \$847 Seat upcharge: +0 Back upcharge: +0	+26	+46	+75	+117	+133	+169	+225	+267	+314	+409	+510
				OVERALL DIMENSIONS			SEAT DIMENSIONS			BACK DIMENSIONS			
			W	D	H	W	D	H	W	H			
			24.25	22	32.25	18.25	17	18.25	16.5	15.25			
	Active weight with casters 300 lbs.; does not stack. Active weight with glides 400 lbs.; stacks 4 high on floor. Add \$16 for (SBS). 2 per carton (pricing and specifications are for one seat unit)												


DESCRIPTION	FEATURES	MODEL#	STANDARD TEXTILE GRADES											
 <p><b>Armless Chair, Polypropylene Seat and Back</b> COM Yardage: n/a Freight Class: 250 Product Weight (lbs.): 18 Cubic Feet Per Carton: 4.63</p>		List Price												
	<b>W5NPPG</b> with glides	\$513												
	<b>W5NPPC</b> with casters	\$656												
				OVERALL DIMENSIONS			SEAT DIMENSIONS			BACK DIMENSIONS				
			W	D	H	W	D	H	W	H				
	Active weight with casters 300 lbs.; does not stack. Active weight with glides 400 lbs.; stacks 6 high on floor. 2 per carton (pricing and specifications are for one seat unit)		20.75	23.5	32	17.75	17.5	17	16	16				
 <p><b>Armless Chair, Upholstered Back and Polypropylene Seat</b> COM Yardage: 0.5 Freight Class: 250 Product Weight (lbs.): 18.5 Cubic Feet Per Carton: 4.63</p>		1/COM	2	3	4	5	6	7	8	9	10	11	12	
	<b>W5NUPG</b> with glides	\$610	\$627	\$641	\$660	\$688	\$699	\$723	\$760	\$789	\$819	\$883	\$950	
	<b>W5NUPC</b> with casters	\$727	\$744	\$758	\$777	\$805	\$816	\$840	\$877	\$906	\$936	\$1000	\$1067	
				OVERALL DIMENSIONS			SEAT DIMENSIONS			BACK DIMENSIONS				
			W	D	H	W	D	H	W	H				
	Active weight with casters 300 lbs.; does not stack. Active weight with glides 400 lbs.; stacks 4 high on floor. Add \$16 for (SBS) 2 per carton (pricing and specifications are for one seat unit)		20.75	23.5	32.25	17.75	16.75	17	16.5	16				
 <p><b>Armless Chair, Polypropylene Back and Upholstered Seat</b> COM Yardage: 0.75 Freight Class: 250 Product Weight (lbs.): 18.5 Cubic Feet Per Carton: 4.63</p>		1/COM	2	3	4	5	6	7	8	9	10	11	12	
	<b>W5NPUG</b> with glides	\$610	\$636	\$656	\$685	\$727	\$743	\$779	\$835	\$877	\$924	\$1019	\$1120	
	<b>W5NPUC</b> with casters	\$727	\$753	\$773	\$802	\$844	\$860	\$896	\$952	\$994	\$1041	\$1136	\$1237	
				OVERALL DIMENSIONS			SEAT DIMENSIONS			BACK DIMENSIONS				
			W	D	H	W	D	H	W	H				
	Active weight with casters 300 lbs.; does not stack. Active weight with glides 400 lbs.; stacks 4 high on floor. 2 per carton (pricing and specifications are for one seat unit)		20.75	23.5	32	18.25	17.75	18.25	16	15.25				
 <p><b>Armless Chair, Upholstered Seat and Back</b> COM Yardage: Back: 0.5; Seat: 0.75 Freight Class: 150 Product Weight (lbs.): 19 Cubic Feet Per Carton: 4.63</p>		1/COM	2	3	4	5	6	7	8	9	10	11	12	
	<b>W5NUUG</b> with glides	Base Price: \$646 Seat upcharge: +0 Back upcharge: +0	+0	+\$26	+\$46	+\$75	+\$117	+\$133	+\$169	+\$225	+\$267	+\$314	+\$409	+\$510
	<b>W5NUUC</b> with casters	Base Price: \$794 Seat upcharge: +0 Back upcharge: +0	+0	+\$26	+\$46	+\$75	+\$117	+\$133	+\$169	+\$225	+\$267	+\$314	+\$409	+\$510
				OVERALL DIMENSIONS			SEAT DIMENSIONS			BACK DIMENSIONS				
			W	D	H	W	D	H	W	H				
	Active weight with casters 300 lbs.; does not stack. Active weight with glides 400 lbs.; stacks 4 high on floor. Add \$16 for (SBS). 2 per carton (pricing and specifications are for one seat unit)		20.75	23.5	32.25	18.25	17	18.25	16.5	15.25				


DESCRIPTION	FEATURES	MODEL#											
		1/COM	2	3	4	5	6	7	8	9	10	11	12
 <p><b>Bariatric Armchair, Upholstered Seat and Back</b> COM Yardage: Back: 1 Seat: .75 Freight Class: 250 Product Weight (lbs.): 41 Cubic Feet Per Carton: 20.5</p>	<p>Base Price: \$1091 Seat upcharge: +0 Back upcharge: +0</p>												
	<p>Active weight 600 lbs. Stacks 4 high on floor. Caster model not available. Add \$25 for (SBS). One per carton (pricing and specifications are for one seat unit)</p>												
		OVERALL DIMENSIONS			SEAT DIMENSIONS			BACK DIMENSIONS					
		W	D	H	W	D	H	W	H				
		35.25	23.5	32.25	29	17	18.25	26.75	15.25				


DESCRIPTION	FEATURES	MODEL#											
		1/COM	2	3	4	5	6	7	8	9	10	11	12
 <p><b>Bariatric Armless Chair, Upholstered Seat and Back</b> COM Yardage: Back: 1 Seat: .75 Freight Class: 250 Product Weight (lbs.): 37.5 Cubic Feet Per Carton: 16.75</p>	<p>Base Price: \$1040 Seat upcharge: +0 Back upcharge: +0</p>												
	<p>Active weight 600 lbs. Stacks 4 high on floor. Caster model not available. Add \$25 for (SBS). One per carton (pricing and specifications are for one seat unit)</p>												
		OVERALL DIMENSIONS			SEAT DIMENSIONS			BACK DIMENSIONS					
		W	D	H	W	D	H	W	H				
		31.75	23.5	32.25	29	17	0	26.75	15.25				


DESCRIPTION	FEATURES	List Price											
 <p><b>Armchair, Sled Base, Polypropylene Seat and Back</b> COM Yardage: n/a Freight Class: 250 Product Weight (lbs.): 29.5 Cubic Feet Per Carton: 13.25</p>	<p>Base Price: \$722</p>												
	<p>Active weight 400 lbs. Does not stack.</p>												
		OVERALL DIMENSIONS			SEAT DIMENSIONS			BACK DIMENSIONS					
		W	D	H	W	D	H	W	H				
		24.25	23.75	32	17.75	17.75	17.75	16	16				


DESCRIPTION	FEATURES	MODEL#											
		1/COM	2	3	4	5	6	7	8	9	10	11	12
 <p><b>Armchair, Sled Base, Upholstered Back and Polypropylene Seat</b> COM Yardage: 0.5 Freight Class: 250 Product Weight (lbs.): 30 Cubic Feet Per Carton: 13.25</p>	<p>Base Price: \$794 Seat upcharge: \$811 Back upcharge: \$825</p>												
	<p>Active weight 400 lbs. Does not stack. Add \$16 for (SBS).</p>												
		OVERALL DIMENSIONS			SEAT DIMENSIONS			BACK DIMENSIONS					
		W	D	H	W	D	H	W	H				
		24.25	23.75	32.25	17.75	17.75	17.75	16.5	16				


DESCRIPTION	FEATURES	MODEL#											
		1/COM	2	3	4	5	6	7	8	9	10	11	12
 <p><b>Armchair, Sled Base, Polypropylene Back and Upholstered Seat</b> COM Yardage: 0.75 Freight Class: 250 Product Weight (lbs.): 30 Cubic Feet Per Carton: 13.25</p>	<p>Base Price: \$794 Seat upcharge: \$820 Back upcharge: \$840</p>												
	<p>Active weight 400 lbs. Does not stack.</p>												
		OVERALL DIMENSIONS			SEAT DIMENSIONS			BACK DIMENSIONS					
		W	D	H	W	D	H	W	H				
		24.25	23.75	32	18.25	17.75	18.25	16	15.25				


DESCRIPTION	FEATURES	MODEL#															
		1/COM	2	3	4	5	6	7	8	9	10	11	12				
 <p><b>Armchair, Sled Base, Upholstered Seat and Back</b> COM Yardage: Back: 0.5; Seat: 0.75 Freight Class: 250 Product Weight (lbs.): 30.5 Cubic Feet Per Carton: 13.25</p>	<b>W6AUU</b>	Base Price:	\$860														
	Seat upcharge:	<b>+0</b>	<b>+\$26</b>	<b>+\$46</b>	<b>+\$75</b>	<b>+\$117</b>	<b>+\$133</b>	<b>+\$169</b>	<b>+\$225</b>	<b>+\$267</b>	<b>+\$314</b>	<b>+\$409</b>	<b>+\$510</b>				
	Back upcharge:	<b>+0</b>	<b>+\$17</b>	<b>+\$31</b>	<b>+\$50</b>	<b>+\$78</b>	<b>+\$89</b>	<b>+\$113</b>	<b>+\$150</b>	<b>+\$179</b>	<b>+\$209</b>	<b>+\$273</b>	<b>+\$340</b>				
				OVERALL DIMENSIONS			SEAT DIMENSIONS			BACK DIMENSIONS							
				W	D	H	W	D	H	W	H						
				24.25	23.75	32.25	18.25	16.5	18.25	16.5	15.25						
				Add \$16 for (SBS).													


		List Price													
 <p><b>Armless Chair, Sled Base, Polypropylene Seat and Back</b> COM Yardage: n/a Freight Class: 250 Product Weight (lbs.): 26.5 Cubic Feet Per Carton: 11.75</p>	<b>W6NPP</b>	\$669													
			OVERALL DIMENSIONS			SEAT DIMENSIONS			BACK DIMENSIONS						
				W	D	H	W	D	H	W	H				
				20.75	23.5	32	17.75	17.75	17.75	16	16				
				Active weight 400 lbs. Does not stack.											


DESCRIPTION	FEATURES	MODEL#													
		1/COM	2	3	4	5	6	7	8	9	10	11	12		
 <p><b>Armless Chair, Sled Base, Upholstered Back and Polypropylene Seat</b> COM Yardage: n/a Freight Class: 250 Product Weight (lbs.): 27 Cubic Feet Per Carton: 11.75</p>	<b>W6NUP</b>	\$742	\$759	\$773	\$792	\$820	\$831	\$855	\$892	\$921	\$951	\$1015	\$1082		
			OVERALL DIMENSIONS			SEAT DIMENSIONS			BACK DIMENSIONS						
				W	D	H	W	D	H	W	H				
				20.75	23.5	32.25	17.75	17.75	17.75	16.5	16				
				Active weight 400 lbs. Does not stack. Add \$16 for (SBS)											


		List Price													
 <p><b>Armless Chair, Sled Base, Polypropylene Back and Upholstered Seat</b> COM Yardage: 0.75 Freight Class: 250 Product Weight (lbs.): 27 Cubic Feet Per Carton: 11.75</p>	<b>W6NPU</b>	\$742	\$768	\$788	\$817	\$859	\$875	\$911	\$967	\$1009	\$1056	\$1151	\$1252		
			OVERALL DIMENSIONS			SEAT DIMENSIONS			BACK DIMENSIONS						
				W	D	H	W	D	H	W	H				
				20.75	23.5	32	18.25	17.75	18.25	16	15.25				
				Active weight 400 lbs. Does not stack.											


DESCRIPTION	FEATURES	MODEL#														
		1/COM	2	3	4	5	6	7	8	9	10	11	12			
 <p><b>Armless Chair, Sled Base, Upholstered Seat and Back</b> COM Yardage: Back: 0.5; Seat: 0.75 Freight Class: 250 Product Weight (lbs.): 27.5 Cubic Feet Per Carton: 11.75</p>	<b>W6NUU</b>	Base Price:	\$809													
	Seat upcharge:	<b>+0</b>	<b>+\$26</b>	<b>+\$46</b>	<b>+\$75</b>	<b>+\$117</b>	<b>+\$133</b>	<b>+\$169</b>	<b>+\$225</b>	<b>+\$267</b>	<b>+\$314</b>	<b>+\$409</b>	<b>+\$510</b>			
	Back upcharge:	<b>+0</b>	<b>+\$17</b>	<b>+\$31</b>	<b>+\$50</b>	<b>+\$78</b>	<b>+\$89</b>	<b>+\$113</b>	<b>+\$150</b>	<b>+\$179</b>	<b>+\$209</b>	<b>+\$273</b>	<b>+\$340</b>			
				OVERALL DIMENSIONS			SEAT DIMENSIONS			BACK DIMENSIONS						
				W	D	H	W	D	H	W	H					
				20.75	23.5	32.25	18.25	16.5	18.25	16.5	15.25					
				Add \$16 for (SBS).												


DESCRIPTION	FEATURES	MODEL#											
		1/COM	2	3	4	5	6	7	8	9	10	11	12
	<b>W630AUU</b>	Base Price:	\$1223										
	Seat upcharge:	<b>+0</b>	<b>+\$34</b>	<b>+\$61</b>	<b>+\$100</b>	<b>+\$155</b>	<b>+\$178</b>	<b>+\$225</b>	<b>+\$300</b>	<b>+\$356</b>	<b>+\$417</b>	<b>+\$545</b>	<b>+\$679</b>
	Back upcharge:	<b>+0</b>	<b>+\$26</b>	<b>+\$46</b>	<b>+\$75</b>	<b>+\$117</b>	<b>+\$133</b>	<b>+\$169</b>	<b>+\$225</b>	<b>+\$267</b>	<b>+\$314</b>	<b>+\$409</b>	<b>+\$510</b>
		<b>OVERALL DIMENSIONS</b>			<b>SEAT DIMENSIONS</b>			<b>BACK DIMENSIONS</b>					
		<b>W</b>	<b>D</b>	<b>H</b>	<b>W</b>	<b>D</b>	<b>H</b>	<b>W</b>	<b>H</b>				
		35.25	23.5	32.25	29	17	18.25	26.75	15.25				
<b>Bariatric Armchair, Sled Base, Upholstered Seat and Back</b>	COM Yardage: Back: 1 Seat:.75	Active weight 600 lbs.											
	Freight Class: 250	Does not stack.											
	Product Weight (lbs.): 45	Add \$25 for (SBS).											
	Cubic Feet Per Carton: 20.5												


DESCRIPTION	FEATURES	MODEL#											
		1/COM	2	3	4	5	6	7	8	9	10	11	12
	<b>W630NUU</b>	Base Price:	\$1172										
	Seat upcharge:	<b>+0</b>	<b>+\$34</b>	<b>+\$61</b>	<b>+\$100</b>	<b>+\$155</b>	<b>+\$178</b>	<b>+\$225</b>	<b>+\$300</b>	<b>+\$356</b>	<b>+\$417</b>	<b>+\$545</b>	<b>+\$679</b>
	Back upcharge:	<b>+0</b>	<b>+\$26</b>	<b>+\$46</b>	<b>+\$75</b>	<b>+\$117</b>	<b>+\$133</b>	<b>+\$169</b>	<b>+\$225</b>	<b>+\$267</b>	<b>+\$314</b>	<b>+\$409</b>	<b>+\$510</b>
		<b>OVERALL DIMENSIONS</b>			<b>SEAT DIMENSIONS</b>			<b>BACK DIMENSIONS</b>					
		<b>W</b>	<b>D</b>	<b>H</b>	<b>W</b>	<b>D</b>	<b>H</b>	<b>W</b>	<b>H</b>				
		31.75	23.5	32.25	29	17	18.25	26.75	15.25				
<b>Bariatric Armless Chair, Sled Base, Upholstered Seat and Back</b>	COM Yardage: Back: 1 Seat:.75	Active weight 600 lbs.											
	Freight Class: 250	Does not stack.											
	Product Weight (lbs.): 41.5	Add \$25 for (SBS).											
	Cubic Feet Per Carton: 16.75												


DESCRIPTION	FEATURES	MODEL#											
		1/COM	2	3	4	5	6	7	8	9	10	11	12
	<b>W5CSAPP</b>	List Price	\$790										
		<b>OVERALL DIMENSIONS</b>			<b>SEAT DIMENSIONS</b>			<b>BACK DIMENSIONS</b>					
		<b>W</b>	<b>D</b>	<b>H</b>	<b>W</b>	<b>D</b>	<b>H</b>	<b>W</b>	<b>H</b>				
		24.25	23.5	38.25	17.75	17.15	23.25	16	16				
<b>Counter Stool with Arms, Polypropylene Seat and Back</b>	COM Yardage: n/a	Active weight 400 lbs.											
	Freight Class: 250	Does not stack.											
	Product Weight (lbs.): 32.5												
	Cubic Feet Per Carton: 15												


DESCRIPTION	FEATURES	MODEL#												
		1/COM	2	3	4	5	6	7	8	9	10	11	12	
	<b>W5CSAUP</b>		\$861	\$878	\$892	\$911	\$939	\$950	\$974	\$1011	\$1040	\$1070	\$1134	\$1201
		<b>OVERALL DIMENSIONS</b>			<b>SEAT DIMENSIONS</b>			<b>BACK DIMENSIONS</b>						
		<b>W</b>	<b>D</b>	<b>H</b>	<b>W</b>	<b>D</b>	<b>H</b>	<b>W</b>	<b>H</b>					
		24.25	23.5	38.25	17.75	16.5	23.25	16.5	16					
<b>Counter Stool with Arms, Upholstered Back and Polypropylene Seat</b>	COM Yardage: 0.5	Active weight 400 lbs.												
	Freight Class: 250	Does not stack.												
	Product Weight (lbs.): 33	Add \$16 for (SBS).												
	Cubic Feet Per Carton: 15													


DESCRIPTION	FEATURES	MODEL#												
		1/COM	2	3	4	5	6	7	8	9	10	11	12	
	<b>W5CSAPU</b>		\$861	\$887	\$907	\$936	\$978	\$994	\$1030	\$1086	\$1128	\$1175	\$1270	\$1371
		<b>OVERALL DIMENSIONS</b>			<b>SEAT DIMENSIONS</b>			<b>BACK DIMENSIONS</b>						
		<b>W</b>	<b>D</b>	<b>H</b>	<b>W</b>	<b>D</b>	<b>H</b>	<b>W</b>	<b>H</b>					
		24.25	23.5	38.25	18.25	17.75	24.25	16	15.25					
<b>Counter Stool with Arms, Polypropylene Back and Upholstered Seat</b>	COM Yardage: 0.75	Active weight 400 lbs.												
	Freight Class: 250	Does not stack.												
	Product Weight (lbs.): 33													
	Cubic Feet Per Carton: 15													






DESCRIPTION	FEATURES	MODEL#	STANDARD TEXTILE GRADES														
			1/COM	2	3	4	5	6	7	8	9	10	11	12			
	<b>W5CSAUU</b>	Base Price:	\$929														
		Seat upcharge:	<b>+0</b>	<b>+\$26</b>	<b>+\$46</b>	<b>+\$75</b>	<b>+\$117</b>	<b>+\$133</b>	<b>+\$169</b>	<b>+\$225</b>	<b>+\$267</b>	<b>+\$314</b>	<b>+\$409</b>	<b>+\$510</b>			
		Back upcharge:	<b>+0</b>	<b>+\$17</b>	<b>+\$31</b>	<b>+\$50</b>	<b>+\$78</b>	<b>+\$89</b>	<b>+\$113</b>	<b>+\$150</b>	<b>+\$179</b>	<b>+\$209</b>	<b>+\$273</b>	<b>+\$340</b>			
			<b>OVERALL DIMENSIONS</b>			<b>SEAT DIMENSIONS</b>			<b>BACK DIMENSIONS</b>								
			<b>W</b>	<b>D</b>	<b>H</b>	<b>W</b>	<b>D</b>	<b>H</b>	<b>W</b>	<b>H</b>							
<b>Counter Stool with Arms, Upholstered Seat and Back</b> COM Yardage: Back: 0.5; Seat: 0.75 Freight Class: 250 Product Weight (lbs.): 33.5 Cubic Feet Per Carton: 15			Active weight 400 lbs. Does not stack.  Add \$16 for (SBS).	24.25	23.5	38.25	18.25	17	24.25	16.5	15.25						






DESCRIPTION	FEATURES	MODEL#	STANDARD TEXTILE GRADES														
			1/COM	2	3	4	5	6	7	8	9	10	11	12			
	<b>W5CSNPP</b>	List Price:	\$737														
				<b>OVERALL DIMENSIONS</b>			<b>SEAT DIMENSIONS</b>			<b>BACK DIMENSIONS</b>							
			<b>W</b>	<b>D</b>	<b>H</b>	<b>W</b>	<b>D</b>	<b>H</b>	<b>W</b>	<b>H</b>							
<b>Armless Counter Stool, Polypropylene Seat and Back</b> COM Yardage: n/a Freight Class: 250 Product Weight (lbs.): 29.5 Cubic Feet Per Carton: 13.75			Active weight 400 lbs. Stacks 4 high on floor.	21.75	23.5	38.25	17.75	17.15	23.25	16	16						


DESCRIPTION	FEATURES	MODEL#	STANDARD TEXTILE GRADES											
			1/COM	2	3	4	5	6	7	8	9	10	11	12
	<b>W5CSNUP</b>		\$810	\$827	\$841	\$860	\$888	\$899	\$923	\$960	\$989	\$1019	\$1083	\$1150
				<b>OVERALL DIMENSIONS</b>			<b>SEAT DIMENSIONS</b>			<b>BACK DIMENSIONS</b>				
			<b>W</b>	<b>D</b>	<b>H</b>	<b>W</b>	<b>D</b>	<b>H</b>	<b>W</b>	<b>H</b>				
<b>Armless Counter Stool, Upholstered Back and Polypropylene Seat</b> COM Yardage: 0.5 Freight Class: 250 Product Weight (lbs.): 30 Cubic Feet Per Carton: 13.75			Active weight 400 lbs. Stacks 4 high on floor. Add \$16 for (SBS).	21.75	23.5	38.25	17.75	16.5	23.25	16.5	16			


DESCRIPTION	FEATURES	MODEL#	STANDARD TEXTILE GRADES											
			1/COM	2	3	4	5	6	7	8	9	10	11	12
	<b>W5CSNPU</b>		\$810	\$836	\$856	\$885	\$927	\$943	\$979	\$1035	\$1077	\$1124	\$1219	\$1320
				<b>OVERALL DIMENSIONS</b>			<b>SEAT DIMENSIONS</b>			<b>BACK DIMENSIONS</b>				
			<b>W</b>	<b>D</b>	<b>H</b>	<b>W</b>	<b>D</b>	<b>H</b>	<b>W</b>	<b>H</b>				
<b>Armless Counter Stool, Polypropylene Back and Upholstered Seat</b> COM Yardage: 0.75 Freight Class: 250 Product Weight (lbs.): 30 Cubic Feet Per Carton: 13.75			Active weight 400 lbs. Stacks 4 high on floor.	21.75	23.5	38.25	18.25	17.75	24.25	16	15.25			


DESCRIPTION	FEATURES	MODEL#	STANDARD TEXTILE GRADES														
			1/COM	2	3	4	5	6	7	8	9	10	11	12			
	<b>W5CSNUU</b>	Base Price:	\$876														
		Seat upcharge:	<b>+0</b>	<b>+\$26</b>	<b>+\$46</b>	<b>+\$75</b>	<b>+\$117</b>	<b>+\$133</b>	<b>+\$169</b>	<b>+\$225</b>	<b>+\$267</b>	<b>+\$314</b>	<b>+\$409</b>	<b>+\$510</b>			
		Back upcharge:	<b>+0</b>	<b>+\$17</b>	<b>+\$31</b>	<b>+\$50</b>	<b>+\$78</b>	<b>+\$89</b>	<b>+\$113</b>	<b>+\$150</b>	<b>+\$179</b>	<b>+\$209</b>	<b>+\$273</b>	<b>+\$340</b>			
			<b>OVERALL DIMENSIONS</b>			<b>SEAT DIMENSIONS</b>			<b>BACK DIMENSIONS</b>								
			<b>W</b>	<b>D</b>	<b>H</b>	<b>W</b>	<b>D</b>	<b>H</b>	<b>W</b>	<b>H</b>							
<b>Armless Counter Stool, Upholstered Seat and Back</b> COM Yardage: Back: 0.5; Seat: 0.75 Freight Class: 250 Product Weight (lbs.): 30.5 Cubic Feet Per Carton: 13.75			Active weight 400 lbs. Stacks 4 high on floor.  Add \$16 for (SBS).	21.75	23.5	38.25	18.25	17	24.25	16.5	15.25						


DESCRIPTION	FEATURES	MODEL#	STANDARD TEXTILE GRADES																																	
 <p><b>Bar Stool with Arms, Polypropylene Seat and Back</b> COM Yardage: n/a Freight Class: 250 Product Weight (lbs.): 34.5 Cubic Feet Per Carton: 17</p>	<p>Active weight 400 lbs. Stacks 4 high on floor.</p>	List Price																																		
		<b>W5BSAPP</b>	\$801																																	
		<table border="1"> <thead> <tr> <th colspan="3">OVERALL DIMENSIONS</th> <th colspan="3">SEAT DIMENSIONS</th> <th colspan="3">BACK DIMENSIONS</th> </tr> <tr> <th>W</th> <th>D</th> <th>H</th> <th>W</th> <th>D</th> <th>H</th> <th>W</th> <th>H</th> </tr> </thead> <tbody> <tr> <td>24.25</td> <td>23.5</td> <td>44</td> <td>17.75</td> <td>17.5</td> <td>29.25</td> <td>16</td> <td>16</td> </tr> </tbody> </table>			OVERALL DIMENSIONS			SEAT DIMENSIONS			BACK DIMENSIONS			W	D	H	W	D	H	W	H	24.25	23.5	44	17.75	17.5	29.25	16	16							
OVERALL DIMENSIONS			SEAT DIMENSIONS			BACK DIMENSIONS																														
W	D	H	W	D	H	W	H																													
24.25	23.5	44	17.75	17.5	29.25	16	16																													
 <p><b>Bar Stool with Arms, Upholstered Back and Polypropylene Seat</b> COM Yardage: 0.5 Freight Class: 250 Product Weight (lbs.): 35 Cubic Feet Per Carton: 17</p>	<p>Active weight 400 lbs. Stacks 4 high on floor. Add \$16 for (SBS).</p>	1/COM 2 3 4 5 6 7 8 9 10 11 12																																		
		<b>W5BSAUP</b>	\$874	\$891	\$905	\$924	\$952	\$963	\$987	\$1024	\$1053	\$1083	\$1147	\$1214																						
		<table border="1"> <thead> <tr> <th colspan="3">OVERALL DIMENSIONS</th> <th colspan="3">SEAT DIMENSIONS</th> <th colspan="3">BACK DIMENSIONS</th> </tr> <tr> <th>W</th> <th>D</th> <th>H</th> <th>W</th> <th>D</th> <th>H</th> <th>W</th> <th>H</th> </tr> </thead> <tbody> <tr> <td>24.25</td> <td>23.5</td> <td>44.5</td> <td>17.75</td> <td>16.5</td> <td>29.25</td> <td>16.5</td> <td>16</td> </tr> </tbody> </table>			OVERALL DIMENSIONS			SEAT DIMENSIONS			BACK DIMENSIONS			W	D	H	W	D	H	W	H	24.25	23.5	44.5	17.75	16.5	29.25	16.5	16							
OVERALL DIMENSIONS			SEAT DIMENSIONS			BACK DIMENSIONS																														
W	D	H	W	D	H	W	H																													
24.25	23.5	44.5	17.75	16.5	29.25	16.5	16																													
 <p><b>Bar Stool with Arms, Polypropylene Back and Upholstered Seat</b> COM Yardage: 0.75 Freight Class: 250 Product Weight (lbs.): 35 Cubic Feet Per Carton: 17</p>	<p>Active weight 400 lbs. Stacks 4 high on floor.</p>	1/COM 2 3 4 5 6 7 8 9 10 11 12																																		
		<b>W5BSAPU</b>	\$874	\$891	\$905	\$924	\$952	\$963	\$987	\$1024	\$1053	\$1083	\$1147	\$1214																						
		<table border="1"> <thead> <tr> <th colspan="3">OVERALL DIMENSIONS</th> <th colspan="3">SEAT DIMENSIONS</th> <th colspan="3">BACK DIMENSIONS</th> </tr> <tr> <th>W</th> <th>D</th> <th>H</th> <th>W</th> <th>D</th> <th>H</th> <th>W</th> <th>H</th> </tr> </thead> <tbody> <tr> <td>24.25</td> <td>23.5</td> <td>44</td> <td>18.25</td> <td>17.5</td> <td>30.25</td> <td>16</td> <td>15.25</td> </tr> </tbody> </table>			OVERALL DIMENSIONS			SEAT DIMENSIONS			BACK DIMENSIONS			W	D	H	W	D	H	W	H	24.25	23.5	44	18.25	17.5	30.25	16	15.25							
OVERALL DIMENSIONS			SEAT DIMENSIONS			BACK DIMENSIONS																														
W	D	H	W	D	H	W	H																													
24.25	23.5	44	18.25	17.5	30.25	16	15.25																													
 <p><b>Bar Stool with Arms, Upholstered Seat and Back</b> COM Yardage: Back: 0.5; Seat: 0.75 Freight Class: 250 Product Weight (lbs.): 35.5 Cubic Feet Per Carton: 17</p>	<p>Active weight 400 lbs. Stacks 4 high on floor. Add \$16 for (SBS).</p>	1/COM 2 3 4 5 6 7 8 9 10 11 12																																		
		<b>W5BSAAU</b>	Base Price: \$941																																	
			Seat upcharge: +\$0	+\$26	+\$46	+\$75	+\$117	+\$133	+\$169	+\$225	+\$267	+\$314	+\$409	+\$510																						
	Back upcharge: +\$0	+\$17	+\$31	+\$50	+\$78	+\$89	+\$113	+\$150	+\$179	+\$209	+\$273	+\$340																								
<table border="1"> <thead> <tr> <th colspan="3">OVERALL DIMENSIONS</th> <th colspan="3">SEAT DIMENSIONS</th> <th colspan="3">BACK DIMENSIONS</th> </tr> <tr> <th>W</th> <th>D</th> <th>H</th> <th>W</th> <th>D</th> <th>H</th> <th>W</th> <th>H</th> </tr> </thead> <tbody> <tr> <td>24.25</td> <td>23.5</td> <td>44.5</td> <td>18.25</td> <td>16.75</td> <td>30.25</td> <td>16.5</td> <td>15.25</td> </tr> </tbody> </table>			OVERALL DIMENSIONS			SEAT DIMENSIONS			BACK DIMENSIONS			W	D	H	W	D	H	W	H	24.25	23.5	44.5	18.25	16.75	30.25	16.5	15.25									
OVERALL DIMENSIONS			SEAT DIMENSIONS			BACK DIMENSIONS																														
W	D	H	W	D	H	W	H																													
24.25	23.5	44.5	18.25	16.75	30.25	16.5	15.25																													
 <p><b>Armless Bar Stool, Polypropylene Seat and Back</b> COM Yardage: n/a Freight Class: 250 Product Weight (lbs.): 31.5 Cubic Feet Per Carton: 15.75</p>	<p>Active weight 400 lbs. Stacks 4 high on floor.</p>	List Price																																		
		<b>W5BSNPP</b>	\$750																																	
		<table border="1"> <thead> <tr> <th colspan="3">OVERALL DIMENSIONS</th> <th colspan="3">SEAT DIMENSIONS</th> <th colspan="3">BACK DIMENSIONS</th> </tr> <tr> <th>W</th> <th>D</th> <th>H</th> <th>W</th> <th>D</th> <th>H</th> <th>W</th> <th>H</th> </tr> </thead> <tbody> <tr> <td>20.75</td> <td>23.5</td> <td>44</td> <td>17.75</td> <td>17.5</td> <td>29.25</td> <td>16</td> <td>16</td> </tr> </tbody> </table>			OVERALL DIMENSIONS			SEAT DIMENSIONS			BACK DIMENSIONS			W	D	H	W	D	H	W	H	20.75	23.5	44	17.75	17.5	29.25	16	16							
OVERALL DIMENSIONS			SEAT DIMENSIONS			BACK DIMENSIONS																														
W	D	H	W	D	H	W	H																													
20.75	23.5	44	17.75	17.5	29.25	16	16																													


DESCRIPTION	FEATURES	MODEL#	STANDARD TEXTILE GRADES											
 <p><b>Armless Bar Stool, Upholstered Back and Polypropylene Seat</b> COM Yardage: 0.5 Freight Class: 250 Product Weight (lbs.): 32 Cubic Feet Per Carton: 15.75</p>	<b>W5BSNUP</b>	1/COM	2	3	4	5	6	7	8	9	10	11	12	
		\$822	\$839	\$853	\$872	\$900	\$911	\$935	\$972	\$1001	\$1031	\$1095	\$1162	
		<b>OVERALL DIMENSIONS</b>			<b>SEAT DIMENSIONS</b>			<b>BACK DIMENSIONS</b>						
		<b>W</b>	<b>D</b>	<b>H</b>	<b>W</b>	<b>D</b>	<b>H</b>	<b>W</b>	<b>H</b>					
		20.75	23.5	44.5	17.75	16.5	29.25	16.5	16					
 <p><b>Armless Bar Stool, Polypropylene Back and Upholstered Seat</b> COM Yardage: 0.75 Freight Class: 250 Product Weight (lbs.): 32 Cubic Feet Per Carton: 15.75</p>	<b>W5BSNPU</b>	1/COM	2	3	4	5	6	7	8	9	10	11	12	
		\$822	\$848	\$868	\$897	\$939	\$955	\$991	\$1047	\$1089	\$1136	\$1231	\$1332	
		<b>OVERALL DIMENSIONS</b>			<b>SEAT DIMENSIONS</b>			<b>BACK DIMENSIONS</b>						
		<b>W</b>	<b>D</b>	<b>H</b>	<b>W</b>	<b>D</b>	<b>H</b>	<b>W</b>	<b>H</b>					
		20.75	23.5	44	18.25	17.5	30.25	16	15.25					
 <p><b>Armless Bar Stool, Upholstered Seat and Back</b> COM Yardage: Back: 0.5; Seat: 0.75 Freight Class: 250 Product Weight (lbs.): 32.5 Cubic Feet Per Carton: 15.75</p>	<b>W5BSNUU</b>	1/COM	2	3	4	5	6	7	8	9	10	11	12	
		Base Price: \$889												
		Seat upcharge: +\$26	+\$26	+\$46	+\$75	+\$117	+\$133	+\$169	+\$225	+\$267	+\$314	+\$409	+\$510	
Back upcharge: +\$17	+\$17	+\$31	+\$50	+\$78	+\$89	+\$113	+\$150	+\$179	+\$209	+\$273	+\$340			
<b>OVERALL DIMENSIONS</b>			<b>SEAT DIMENSIONS</b>			<b>BACK DIMENSIONS</b>								
		<b>W</b>	<b>D</b>	<b>H</b>	<b>W</b>	<b>D</b>	<b>H</b>	<b>W</b>	<b>H</b>					
		20.75	23.5	44.5	18.25	16.75	30.25	16.5	15.25					
 <p><b>Hip Chair, Polypropylene Seat and Back</b> COM Yardage: n/a Freight Class: 250 Product Weight (lbs.): 35.5 Cubic Feet Per Carton: 17.75</p>	<b>W524APP</b>	List Price												
		\$814												
		<b>OVERALL DIMENSIONS</b>			<b>SEAT DIMENSIONS</b>			<b>BACK DIMENSIONS</b>						
		<b>W</b>	<b>D</b>	<b>H</b>	<b>W</b>	<b>D</b>	<b>H</b>	<b>W</b>	<b>H</b>					
		24.25	24.25	38	17.75	17.5	22.25	16	16					
 <p><b>Hip Chair, Upholstered Back and Polypropylene Seat</b> COM Yardage: 0.5 Freight Class: 250 Product Weight (lbs.): 36 Cubic Feet Per Carton: 17.75</p>	<b>W524AUP</b>	1/COM	2	3	4	5	6	7	8	9	10	11	12	
		\$886	\$903	\$917	\$936	\$964	\$975	\$999	\$1036	\$1065	\$1095	\$1159	\$1226	
		<b>OVERALL DIMENSIONS</b>			<b>SEAT DIMENSIONS</b>			<b>BACK DIMENSIONS</b>						
		<b>W</b>	<b>D</b>	<b>H</b>	<b>W</b>	<b>D</b>	<b>H</b>	<b>W</b>	<b>H</b>					
		24.25	24.25	38.25	17.75	16.5	22.25	16.5	16.25					

DESCRIPTION	FEATURES	MODEL#			STANDARD TEXTILE GRADES								
		1/COM	2	3	4	5	6	7	8	9	10	11	12
 <p><b>Hip Chair, Polypropylene Back and Upholstered Seat</b> COM Yardage: 0.75 Freight Class: 250 Product Weight (lbs.): 36 Cubic Feet Per Carton: 17.75</p>	<p><b>W524APU</b></p>	\$886	\$912	\$932	\$961	\$1003	\$1019	\$1055	\$1111	\$1153	\$1200	\$1295	\$1396
		<b>OVERALL DIMENSIONS</b>			<b>SEAT DIMENSIONS</b>			<b>BACK DIMENSIONS</b>					
		<b>W</b>	<b>D</b>	<b>H</b>	<b>W</b>	<b>D</b>	<b>H</b>	<b>W</b>	<b>H</b>				
			24.25	24.25	38	18.25	17.5	23.25	16	15.25			

 <p><b>Hip Chair, Upholstered Seat and Back</b> COM Yardage: Back: 0.5; Seat: 0.75 Freight Class: 250 Product Weight (lbs.): 36.5 Cubic Feet Per Carton: 17.75</p>	<p><b>W524AUU</b></p>	Base Price:	\$952											
		Seat upcharge:	<b>+0</b>	<b>+\$26</b>	<b>+\$46</b>	<b>+\$75</b>	<b>+\$117</b>	<b>+\$133</b>	<b>+\$169</b>	<b>+\$225</b>	<b>+\$267</b>	<b>+\$314</b>	<b>+\$409</b>	<b>+\$510</b>
		Back upcharge:	<b>+0</b>	<b>+\$17</b>	<b>+\$31</b>	<b>+\$50</b>	<b>+\$78</b>	<b>+\$89</b>	<b>+\$113</b>	<b>+\$150</b>	<b>+\$179</b>	<b>+\$209</b>	<b>+\$273</b>	<b>+\$340</b>
			<b>OVERALL DIMENSIONS</b>			<b>SEAT DIMENSIONS</b>			<b>BACK DIMENSIONS</b>					
			<b>W</b>	<b>D</b>	<b>H</b>	<b>W</b>	<b>D</b>	<b>H</b>	<b>W</b>	<b>H</b>				
			24.25	24.25	38.25	18.25	16.5	23.25	16.5	15.25				

 <p><b>Bariatric Hip Chair, Upholstered Seat and Back</b> COM Yardage: Back: 1 Seat: .75 Freight Class: 250 Product Weight (lbs.): 50 Cubic Feet Per Carton: 23.75</p>	<p><b>W324AUU</b></p>	Base Price:	\$1254											
		Seat upcharge:	<b>+0</b>	<b>+\$34</b>	<b>+\$61</b>	<b>+\$100</b>	<b>+\$155</b>	<b>+\$178</b>	<b>+\$225</b>	<b>+\$300</b>	<b>+\$356</b>	<b>+\$417</b>	<b>+\$545</b>	<b>+\$679</b>
		Back upcharge:	<b>+0</b>	<b>+\$26</b>	<b>+\$46</b>	<b>+\$75</b>	<b>+\$117</b>	<b>+\$133</b>	<b>+\$169</b>	<b>+\$225</b>	<b>+\$267</b>	<b>+\$314</b>	<b>+\$409</b>	<b>+\$510</b>
			<b>OVERALL DIMENSIONS</b>			<b>SEAT DIMENSIONS</b>			<b>BACK DIMENSIONS</b>					
			<b>W</b>	<b>D</b>	<b>H</b>	<b>W</b>	<b>D</b>	<b>H</b>	<b>W</b>	<b>H</b>				
			35.25	24.25	38.5	29	17.5	23.25	26.75	15.25				

List Price												
<b>WDOL</b>	\$368											
 <p><b>Dolly</b> COM Yardage: n/a Freight Class: 150 Product Weight (lbs.): 16 Cubic Feet Per Carton: 3.5</p>												
	<b>OVERALL DIMENSIONS</b>			<b>SEAT DIMENSIONS</b>			<b>BACK DIMENSIONS</b>					
	<b>W</b>	<b>D</b>	<b>H</b>	<b>W</b>	<b>D</b>	<b>H</b>	<b>W</b>	<b>H</b>				
			22	23.75	9.25							
Accommodates 10 standard 4-legged chairs.												

List Price												
<b>WDOL30</b>	\$408											
 <p><b>Bariatric Dolly</b> COM Yardage: n/a Freight Class: 250 Product Weight (lbs.): 19 Cubic Feet Per Carton: 5</p>												
	<b>OVERALL DIMENSIONS</b>			<b>SEAT DIMENSIONS</b>			<b>BACK DIMENSIONS</b>					
	<b>W</b>	<b>D</b>	<b>H</b>	<b>W</b>	<b>D</b>	<b>H</b>	<b>W</b>	<b>H</b>				
			32.12	23.75	9.25							
Accommodates 4 bariatric 4-legged chairs.												

**WILLOW LINKING TABLES**



**WPT12G**  
120 degree corner linking table



**WPT12GL**  
End linking table, left



For Willow seating, see 241.

**STANDARD FEATURES**







- Linking tables can be used together in any combination with Willow four-leg or sled chairs to create a wide variety of layouts.
- Connecting hardware is included.
- Legs and ganging brackets are available in 20 paint finishes and 4 plated finishes.
- All tables are laminate, choose thermally fused or high pressure, and feature a flat edge with edgeband.
- Tables are available with a variety of glide types. Glides must be chosen to best suit flooring type and site conditions. See Glide Type.
- All tables (except 9" In-line Linking) are pre-drilled for center front, field installed, undermount power. Specified separately.
- Undermount power unit (SU2P10U) includes 1 AC and 2 USB-A charging ports with a 10' power cord and 3-prong plug, specify Jet Black or White. Power units do not link.
- Clamp mount (SU2P10C) power, with 1 AC and 2 USB-A charging ports with a 10' power cord, available Jet Black or White. These units can be mounted on the back edge of all linking tables. Specified separately for field installation. Power units do not link.



Add option codes in the following order:

- **Model number**  
Enter model number.
- **Surface Type**  
(**TFL**) Thermally fused laminate  
(**HPL**) High pressure laminate
- **Top finish**  
(**ACJ**) Absolute Acajou  
(**ASN**) Asian Night  
(**AWC**) Avant Cherry  
(**AWH**) Avant Honey  
(**BLK**) Black  
(**BRC**) Brushed Cobalt  
(**BZD**) Blizzard  
(**CGY**) Custom Grey  
(**CMB**) Clear Maple  
(**DES**) Dark Espresso  
(**DWT**) Designer White  
(**FAS**) Fashionista  
(**FCL**) First Class  
(**NBL**) Noce Biondo  
(**NGL**) Noce Grigio  
(**NEL**) Noce Leggero  
(**NML**) Noce Medio  
(**QTM**) Quartered Mahogany  
(**SBY**) Sheer Beauty  
(**SDT**) Stonedust  
(**SG**) Storm Grey  
(**WCR**) Winter Cherry  
(**WHC**) White Chocolate  
(**WHE**) Walnut Heights
- **Leg Finish** (for tables with legs)  
Paint finishes:  
Black (**TBL**), Buzz Blue (**TBZ**), Cactus (**TCC**), Carrot (**TCR**), Cloud (**TIV**), Designer White (**TDW**), Dijon (**TDJ**), Eggplant (**TEG**), Fog (**TFO**), Frost (**TFR**), Ink (**TIN**), Kalua (**TKA**), Latte (**TLA**), Mocha (**TMO**), Nevada (**TNE**), Sand (**TSN**), Scarlet (**TSR**), Shadow (**TSH**), Toast (**TOA**) and Tungsten (**TTU**).  
Plated finishes:  
(**CHM**) Chrome. Add \$45.  
(**BCH**) Brushed Chrome. Add \$156.  
**Bracket Finish** (for linking tables and ganging bracket)  
Paint finishes:  
Black (**TBL**), Cloud (**TIV**), Designer White (**TDW**), Fog (**TFO**), Frost (**TFR**), Kalua (**TKA**), Latte (**TLA**), Mocha (**TMO**), Nevada (**TNE**), Sand (**TSN**), Shadow (**TSH**), Toast (**TOA**) and Tungsten (**TTU**).
- **Glide type** (for models with legs)  
(**ST**) Nylon colored glide for most surfaces  
(**NM**) White, non-marking Nylon glide for most surfaces  
(**SG**) Steel cushion glide for carpeted surfaces. Add \$9 for models with one leg. Add \$16 for models with two legs.  
(**FG**) Felt glide for most hard floor surfaces. Add \$9 for models with one leg. Add \$16 for models with two legs.  
(**RG**) Rubber, non-slip glide for most hard floor surfaces. Add \$9 for models with one leg. Add \$16 for models with two legs.
- **Glide Finish** (for ST glides only)  
(**BLK**) Black  
(**SND**) Sand

**EXAMPLE WILLOW TABLE ORDER CODE:**

WPT90G	HPL	ACJ	-CHM	-ST	-SND
Model #	Surface type	Top finish	Leg finish	Glide type	Glide finish

TABLES	MODEL#	DIMENSIONS	FREIGHT CLASS	WT/LBS.	CUBIC FT.	LIST PRICE
 <p><b>90° Corner Linking Table</b></p>	WPT90G	26.12 x 26.12 x 17.62	100	24	2.6	<b>\$592</b>
						<ul style="list-style-type: none"> <li>• Pricing shown for a thermally fused laminate top (LP).</li> <li>• For a high pressure laminate top (HP), add <b>\$152</b>.</li> </ul>
						Coordinating edge on laminate surfaces with metal frame and legs. Must be connected to a four-leg or sled base chair. Includes one set of U-channel connectors and hardware. 1 per carton. Shipped KD for assembly on site.
 <p><b>120° Corner Linking Table</b></p>	WPT12G	31 x 12.62 x 17.5	92.5	16.5	1.5	<b>\$509</b>
						<ul style="list-style-type: none"> <li>• Pricing shown for a thermally fused laminate top (LP).</li> <li>• For a high pressure laminate top (HP), add <b>\$98</b>.</li> </ul>
						Coordinating edge on laminate surfaces with metal frame and legs. Must be connected to a four-leg or sled base chair. Includes one set of U-channel connectors and hardware. 1 per carton. Shipped KD for assembly on site.
 <p><b>16" In-Line Linking Table</b></p>	WPT16G	15 x 16 x 2.75	85	12	0.9	<b>\$333</b>
						<ul style="list-style-type: none"> <li>• Pricing shown for a thermally fused laminate top (LP).</li> <li>• For a high pressure laminate top (HP), add <b>\$62</b>.</li> </ul>
						Coordinating edge on laminate surfaces with metal frame and legs. Must be connected to a four-leg or sled base chair. Includes one set of U-channel connectors and hardware. 1 per carton. Shipped KD for assembly on site.
 <p><b>9" In-Line Linking Table</b></p>	WPT09G		85	8.5	0.7	<b>\$259</b>
						<ul style="list-style-type: none"> <li>• Pricing shown for a thermally fused laminate top (LP).</li> <li>• For a high pressure laminate top (HP), add <b>\$44</b>.</li> </ul>
						Coordinating edge on laminate surfaces with metal frame and legs. Must be connected to a four-leg or sled base chair. Includes one set of U-channel connectors and hardware. 1 per carton. Shipped KD for assembly on site.
 <p><b>End Linking Table</b></p>	WPTEGL (Left) WPTEGR (Right)	15 x 14 x 17.62	85	13	1	<b>\$516</b>
						<ul style="list-style-type: none"> <li>• Pricing shown for a thermally fused laminate top (LP).</li> <li>• For a high pressure laminate top (HP), add <b>\$59</b>.</li> </ul>
						Coordinating edge on laminate surfaces with metal frame and legs. Must be connected to a four-leg or sled base chair. Includes one set of U-channel connectors and hardware. 1 per carton. Shipped KD for assembly on site.
 <p><b>Ganging Bracket</b></p>	WPGBRK	9 x 15 x 1.25	300	2	2	<b>\$114</b>
						For use between two seated height arm or armless chairs where table top is not desired. Not for use with stools. Does not accept power units. 1 per carton.

TABLES	MODEL#	DIMENSIONS	FREIGHT CLASS	WT/LBS.	CUBIC FT.	LIST PRICE
 <p><b>Power Unit, Clamp Attachment</b></p>	SU2P10C		70	0.01	0.5	<b>\$588</b>
<p>Tamper-resistant clamp mount power, with 1 AC and 2 USB-A charging ports with a 10' power cord and 3-prong plug. Available in Jet Black or White. Can be mounted on the back edge of all linking tables. Must be specified separately for field installation. Power units do not link.</p>						
 <p><b>Power Unit, Under Mount Attachment</b></p>	SU2P10U		70	0.01	2	<b>\$556</b>
<p>Tamper-resistant undermount power, with 1 AC and 2 USB-A charging ports with a 10' power cord and 3-prong plug. Available in Jet Black or White. Must be specified separately for field installation. Power units do not link.</p>						

## ZOMA™



model 6656



model 6657



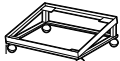
### STANDARD FEATURES

- Design sensitive guest seating featuring a wide flat, flared arms and elliptical tubular construction.
- The back of the chair is heavily compound curved to provide comfort and support in multiple seating positions.
- No visible back attachment hardware. Backs are attached using concealed hardware only.
- The outer back is upholstered in the same material selection as the rest of the chair.
- Arms are wide and full length, offering support to help stabilize the user as they sit in or exit chairs.
- The gently curved arms are made from incredibly strong black fiberglass reinforced nylon.
- The rugged frame is made from welded elliptical (oval) steel tubing 1.5" wide.

- Zoma is equipped with a polypropylene seat shroud that helps stabilize chairs when stacked and avoid frame imprints on upholstered seats.
- Stacks up to 4 high on the floor or on a dolly (2125WS).
- Standard glide is a durable Black Polypropylene oval glide.
- Check textile availability prior to specifying upholstery material.

### OPTIONAL FEATURES

- Frame is standard in a choice of Black (**TBL**), Shadow (**TSH**) or Tungsten (**TTU**) Finish must be specified. A chrome frame is optionally available. Please Specify (**CHM**), add \$47.
- A durable polypropylene outer back shroud is available at no charge. Optional shroud is Black only. Please specify (**PSB**).
- For chairs used on hard surface floors PLEASE SPECIFY Opaque (**off White**), Non-Marking Glides (**NM**).

DESCRIPTION	FEATURES	MODEL#	STANDARD TEXTILE GRADES													
			1	2	3	4	5	6	7	8	9	10	11	12		
 <p><b>Armchair</b> COM Yardage: 1.25 Freight Class: 250 Product Weight (lbs.): 28 Cubic Feet Per Carton: 13.75</p>	<p>Stacks 4 high on floor or dolly.</p> <p>Ergonomic Features: M, N</p>	<b>6656</b>	\$650	\$700	\$739	\$791	\$870	\$898	\$966	\$1096	\$1159	\$1277	\$1444	\$1647		
		<b>OVERALL DIMENSIONS</b>			<b>SEAT DIMENSIONS</b>			<b>BACK DIMENSIONS</b>								
		<b>W</b>	<b>D</b>	<b>H</b>	<b>W</b>	<b>D</b>	<b>H</b>	<b>W</b>	<b>H</b>							
		26.5	24	32.5	20	19	17	18	15							
 <p><b>Armless Side Chair</b> COM Yardage: 1.25 Freight Class: 250 Product Weight (lbs.): 26 Cubic Feet Per Carton: 11.75</p>	<p>Stacks 4 high on floor or dolly.</p> <p>Ergonomic Features: M, N</p>	<b>6657</b>	\$593	\$642	\$681	\$733	\$813	\$840	\$907	\$1039	\$1102	\$1220	\$1386	\$1589		
		<b>OVERALL DIMENSIONS</b>			<b>SEAT DIMENSIONS</b>			<b>BACK DIMENSIONS</b>								
		<b>W</b>	<b>D</b>	<b>H</b>	<b>W</b>	<b>D</b>	<b>H</b>	<b>W</b>	<b>H</b>							
		22.5	24	32.5	20	19	17	18	15							
 <p><b>Dolly</b> COM Yardage: N/A Freight Class: 150 Product Weight (lbs.): 16 Cubic Feet Per Carton: 3.8</p>		<b>2125WS</b>	\$477	-	-	-	-	-	-	-	-	-	-	-		
		<b>OVERALL DIMENSIONS</b>			<b>SEAT DIMENSIONS</b>			<b>BACK DIMENSIONS</b>								
		<b>W</b>	<b>D</b>	<b>H</b>	<b>W</b>	<b>D</b>	<b>H</b>	<b>W</b>	<b>H</b>							
		23.25	24.75	12.25	-	-	-	-	-							

