



Global's wide variety of lateral files can satisfy every price point and individual style. Choose from center or full pulls, fixed or receding drawer fronts, various size drawer openings and a range of colors to coordinate with any office.

Prime Series

Premium products preconfigured to suit your needs. Features fixed front or receding doors with full integrated pulls and fully welded case construction to deliver superior strength and clean aesthetics. Select configurations available with extra large openings to accommodate binders as well as posting shelves. Premium steel construction with full extension ball bearing suspension system on all drawers. Drawers accommodate legal or letter file sizes in front-to-back or side-to-side orientation. Interlock systems allow only drawer to open at a time. Anti-bounce back safety features prevent drawers from sliding open.

1900P Series

Features an angled full pull and smooth, seamless welded corners. Counterweight is standard. Fixed front drawers. Drawers are 12" high.

9300 Series


Features a center pull and seamless welded corners to provide lasting strength and durability. Available with both fixed or receding doors.

9300P Series

Features a looped full pull for convenient opening and upscale appearance. Smooth, seamless welded corners provide lasting strength and durability. Available with both fixed or receding doors.

Features and Benefits

- Standard locks with removable cores for keying alike
- Standard lock bars on both sides of cabinet provide increased security
- Positive interlocking system prevents tipping by allowing only one drawer to open at a time
- Full extension ball bearing suspensions
- Select openings are large enough to accommodate standard 3-ring binders
- Side-to-side hanging file bars included for filing letter or legal size documents
- Standard leveling glides ensure drawers are easy to open
- Earth friendly electrostatically applied coating protects the environment and provides a durable finish
- Available in a range of colors, including special paint finishes - see Notes for details



Core removable cam locks are standard



Coordinating laminate file tops available in all Global laminate finishes.



Flexible folder storage

DESIGN AND CONSTRUCTION FEATURES OF 1900P, 9300, 9300P FILES

- **THE LETTER "P" IN THE MODEL NUMBER DESIGNATES FULL PULL MODELS.** All other models have recessed center pulls.
- An earth friendly electrostatically applied coating protects the environment and provides a durable finish.
- Internal steel corner gussets increase strength and rigidity.
- Case construction combines spot and mig welding for greater durability. Top cap stiffener included for added strength.
- Indents on cabinet sides show ganging locations
- Standard locks have removable cores for keying alike or later modification in your office. *Master keys and core keys are available; please contact your Global customer care representative.*
- **STANDARD LOCK BARS ARE ON BOTH SIDES OF CABINET PROVIDING INCREASED SECURITY.**
- Positive interlocking system is integrated into each suspension allowing only one drawer to be opened at a time.
- Full extension ball bearing suspensions with built-in feature to prevent drawer bounce back and creepage.
- "B" OPENINGS (with receding doors) will accommodate letter, legal and A4 hanging folders, plus STANDARD THREE RING BINDERS.
- "B" OPENINGS (with fixed drawer fronts) will accommodate letter, legal and A4 hanging folders, plus EDP SUSPENDED DATA BINDERS.
- "L" OPENINGS (with receding doors or fixed drawer fronts) will accommodate letter, legal or A4 hanging file folders.
- 12.25" Opening on 1900P Series
- Receding doors slide easily into cabinet.
- Pull-out shelves have a rolled front edge. Fixed shelves (custom order only) have a flat front edge for easier material retrieval.
- **Interior drawer parts and all accessories** are EFC (environmentally friendly color - a variable charcoal-like color as a result of the use of recycled finishing materials).
- Side-to-side hanging file bars are included in standard configurations and are fully assembled. These can be positioned for letter or legal materials.
- Four adjustable leveling glides are easily accessible from inside the cabinet to assist in quick and proper installation.
- For environmental certifications, please visit globalfurnituregroup.com
- Lifetime Warranty. (See Terms and Conditions)
- Counterweights must be specified on lateral files with pull out drawers, unless worksurface supporting, ganged together or anchored to the floor or wall.

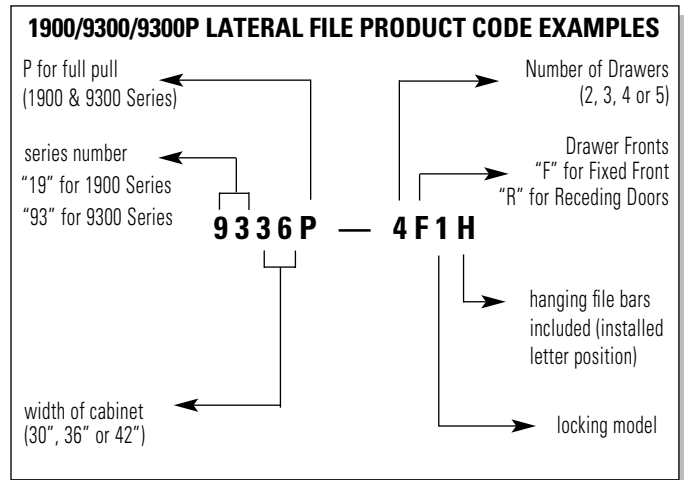
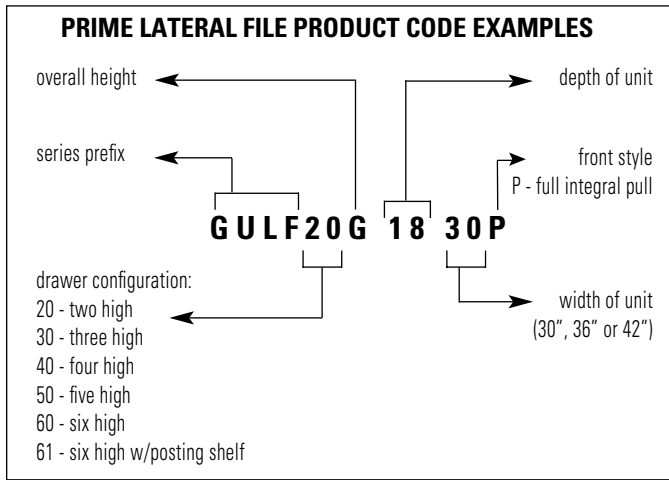
***Counterweights are standard on 2, 3 and 4 high 1900P Models**

DESIGN AND CONSTRUCTION FEATURES OF PRIME FILES

- **THE LETTER "P" IN THE MODEL NUMBER DESIGNATES FULL PULL MODELS.**
- An earth friendly electrostatically applied coating protects the environment and provides a durable finish.
- Master keys and core keys are available; please contact your Global customer care representative.
- Five lateral file drawer configurations are available: two-high, three-high, four-high, five-high and six-high, all available in three height options (with the exception of the six-high cabinet which is available in letter-height only).
- **STANDARD LOCK BARS ARE ON BOTH SIDES OF CABINET PROVIDING INCREASED SECURITY.**
- A patented interlocking system prevents more than one drawer opening at a time to guard against tipping.
- An optional, fully-retractable posting shelf is available for five- and six-high lateral file cabinets to provide a convenient ledge.
- All drawer heights are based on a 1.6" module (the size of the posting shelf), then 3.2", 4.8", 6.4" to up to 16".
- The interior construction of the case permits drawer reconfiguration or retrofit at any time.
- Full extension ball bearing suspension with built-in feature to prevent drawer bounce back and creepage.
- 14.4"H Openings (with receding doors) will accommodate letter, legal and A4 hanging folders, plus STANDARD THREE RING BINDERS.
- 13.6"H Openings (with fixed drawer fronts) will accommodate letter, legal and A4 hanging folders, plus EDP SUSPENDED DATA BINDERS.
- 11.2"H Openings (with receding doors or fixed drawer fronts) will accommodate letter, legal or A4 hanging file folders.
- **DRAWER FRONTS HAVE A WELDED REINFORCEMENT CHANNEL FOR ADDITIONAL STRENGTH.**
- Four adjustable leveling glides are easily accessible from inside the cabinet to assist in quick and proper installation.
- Label holders are included with full pull fronts to clearly identify the contents of each drawer.
- All lateral file accessories are Grey, except for the divider plates and EDP adapters are Black.
- Side-to-side hanging file bars permit hanging letter-, legal- or metric-size files in side-to-side arrangements
- Front-to-back file bars permit hanging letter-, legal- or metric-size files in a front-to-back arrangement. They are shipped in packages of two.
- **Counterweights are required for all cabinets with pull-out drawers and cabinets not located directly under a worksurface.**
- For environmental certifications, please visit globalfurnituregroup.com
- Lifetime Warranty. (See Terms and Conditions)

F LATERAL FILES - NOTES

LATERAL FILE SERIES	1900P	9300	9300P	PRIME
CONSTRUCTION				
Top stiffener bar	•	•	•	•
Welded corner gussets for increased strength	•	•	•	integrated
Central locking system, with core removable cam locks included	•	•	•	•
Leveling glides (accessible from inside cabinet)	•	•	•	•
Counterweights (recommended for 2, 3 + 4 drawers)	Included on 2, 3 + 4 drawers	optional	optional	optional
Lifetime Warranty (see terms + conditions)	•	•	•	•
DRAWERS / SHELVES				
Drawer interlocking system	•	•	•	•
3-stage anti-bounceback suspension	•	•	•	•
Side to side file bars, pre-installed (for letter + legal)	•	•	•	•
Front-to-back file bars	optional	optional	optional	optional
Fixed front drawers	available	available	available	available
Receding doors, fixed shelves		available	available	available
Fully receding doors (select models)			•	•
Slotted, pull-out shelves with rolled edge	•	•	•	•
Plate dividers - full height drawers	optional	optional	optional	optional
Plate dividers - half height drawers				optional
Posting shelf (restrictions apply) Not available on an all cabinets		-	-	optional
Integrated center pull		•		
Integrated full pull	•		•	•
Integrated label holder		•	•	•
Recommended compatible pedestal	1900	9300	9300P	Prime
DRAWER HEIGHTS				
Standard drawer heights (exterior) B = Big drawer L = Little drawer	12-1/4"	B - 13-5/16" L - 11-3/16"	B - 13-5/16" L - 11-3/16"	as noted
Ring binder storage		•	•	restrictions apply
SIZES / DIMENSIONS				
Depth	19 ¼"	18"	18"	18"
Widths	30", 36", 42"	30", 36", 42"	30", 36", 42"	30", 36", 42"
Height - 1 ½ drawer				21"
Height - 2 drawer	27-5/32"	27-1/8"	27-1/8"	varies
Height - 3 drawer	39-17/32"	40 ½"	40 ½"	varies
Height - 4 drawer	51-29/32"	54"	54"	varies
Height - 5 drawer	66-13/32"	65 ¼"	65 ¼"	varies
Height - 6 drawer				varies



IMPORTANT ORDERING INFORMATION

- Hanging file bars (accessory model - HBF) are included with standard products. When ordering custom drawer configurations hanging file bars (HBF) must be ordered for each drawer.
- Factory installed counterweight is recommended for use in 30", 36" & 42" wide 2, 3, 4 & 5 drawer freestanding lateral files, counter weight option requires specifier selection.
- The following page describes the accessories needed to optimize various filing configurations.

SPECIFICATIONS

- Specifications marked with an * are applicable to only those products which have the * symbol beside the product name.

STANDARD PAINT FINISHES

Black (BLK)	Bone (BNE)	Business Grey (BGR)	Charcoal (CHR)	Claret (CLT)
Desert Putty (DPT)	Designer White (DWT)	Fog (FOG)	Grey (GRY)	Ice (ICE)
Ivory (IVR)	Light Grey (LGR)	Metro (MET)	Moss (MOS)	Navy (NVY)
Nevada (NEV)	Oyster (OYS)	Silver (SIL)	Sky (SKY)	Stone (STN)
Storm Grey (SGR)	Tahiti Sand (TSA)	Taupe (TPE)	Tungsten (TUN)*	Willow (WIL)

* 10% upcharge applies to 1900, 9300/9300P series

TEXTURED PAINT FINISHES

Black Coffee (BKC)	Blizzard (BZD)	Dark Chocolate (DCH)	Mocha (MCH)	Stonedust (SDT)
--------------------	----------------	----------------------	-------------	-----------------

SPECIAL PAINT FINISHES

- All special order colors must use **one** uniform color per series (example: 9300 series laterals). Quantities of 1 to 10 add 10%; 11 or more are **no upcharge**.
- Mica and Metallic finishes add 10% upcharge.
- Special white finishes add 10% upcharge.
- Tungsten finish, add 10% upcharge.
- ALL NON-STANDARD FINISHES MUST BE APPROVED BY GLOBAL BEFORE ANY ORDER WILL BE ACCEPTED. LONGER LEAD TIMES WILL APPLY.
- Thumb latches and handles limited to colors listed above. You must choose closest or contrasting color at the time of order for custom finishes.

TWO TONE OPTION

- File casing will be one color, drawers and door fronts will be painted a second color.
- Available on Metal Lateral Files, Storage Cabinets and Pedestals.
- Choose any of Global's standard or textured finishes
- Vertical files are NOT available with this option at this time.
- 10% upcharge applies

LOCKS - 1900P/9300/9300P SERIES

- Available as standard with random numbers, or with optional key alike or specified key numbers. Specify with key numbers W401 to W559. No upcharge. Where applicable.

LOCKS - PRIME SERIES

- Lock options include factory installed lock cores with random key number assignment
- Option to select specific key number, specify range from 401 - 550
- Option to select individually keyed drawers - upcharge varies by size of cabinet (refer to build it or electronic catalogues), decreases interior height clearance by 0.5" per drawer

COUNTERWEIGHTS
















- To meet BIFMA standards for freestanding applications, counterweights are required. Must be factory installed

30" wide	9300/P Upcharge	36" wide	9300/P Upcharge	42" wide	9300/P Upcharge	Prime Upcharge
2H	\$234	2H	\$234	2H	\$234	\$245
3H	\$204	3H	\$204	3H	\$204	\$213
4H	\$107	4H	\$107	4H	\$107	\$181
5H	\$32	5H	\$32	5H	\$32	\$147
6H	n/a	6H	n/a	6H	n/a	\$147

PRIME, 9300, 9300P INTERIOR CLEAR OPENING WIDTH DIMENSIONS & FILING CAPACITIES

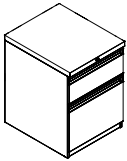
30" WIDE CABINETS 26 5/8" 36" WIDE CABINETS 32 5/8" 42" WIDE CABINETS 38 5/8"

Lateral files afford flexibility in filing configuration. Choose the best option based on materials to be filed and convenience for the user.
Additional hanging folder supports or conversion kits may be necessary to achieve your desired drawer configuration.

	Letter	Legal	EDP
<p>30" Wide Units side-to-side</p> <p>GULFA01 side-to-side file bars are included in standard product.</p>	 <p>Capacity - 26 5/8"</p>	 <p>Capacity - 26 5/8"</p>	 <p>Capacity - 26 5/8" Need ONE pair of EDPs.</p>
	<p>30" Wide Units front-to-back</p> <p>Not Standard See chart to order the correct number of GULFA0718 per drawer.</p>  <p>Prime - 30 1/2" 9300 & 9300P - 31 1/2" Need ONE pair of GULFA01 & GULFA0718 <i>Not recommended for "L" openings with receding doors and roll-out shelves</i></p>	 <p>Prime - 15 1/4" + 10" side space 9300 & 9300P - 26 5/8" Need ONE pair of GULFA01 & GULFA0718 <i>Not recommended for "L" openings with receding doors and roll-out shelves</i></p>	<p>NOT AVAILABLE</p>
<p>36" Wide Units side-to-side</p> <p>GULFA02 side-to-side file bars are included in standard product.</p>	 <p>Capacity - 32 5/8"</p>	 <p>Capacity - 32 5/8"</p>	 <p>Capacity - 32 5/8" Need ONE pair EDPs.</p>
	<p>36" Wide Units front-to-back</p> <p>Not Standard See chart to order the correct number of GULFA0718 per drawer.</p>  <p>Prime - 30 1/2" + 6 1/2" side space 9300 & 9300P - 31 1/2" Need ONE pair of GULFA02 & GULFA0718 <i>Not recommended for "L" openings with receding doors and roll-out shelves</i></p>	 <p>Prime - 30 1/2" 9300 & 9300P - 31 1/2" Need ONE pair of GULFA02 & GULFA0718 <i>Not recommended for "L" openings with receding doors and roll-out shelves</i></p>	<p>NOT AVAILABLE</p>
<p>42" Wide Units side-to-side</p> <p>GULFA03 side-to-side file bars are included in standard product.</p>	 <p>Capacity - 38 5/8"</p>	 <p>Capacity - 38 5/8"</p>	 <p>Capacity - 38 5/8" Need ONE pair EDPs.</p>
	<p>42" Wide Units front-to-back</p> <p>Not Standard See chart to order the correct number of GULFA0718 per drawer.</p>  <p>Prime - 45 3/4" 9300 & 9300P - 47 1/4" Need TWO pairs of GULFA03 & GULFA0718 <i>Not recommended for "L" openings with receding doors and roll-out shelves</i></p>	 <p>Prime - 30 1/2" + 6 1/2" side space 9300 & 9300P - 40 1/8" Need TWO pairs of GULFA03 & GULFA0718 <i>Not recommended for "L" openings with receding doors and roll-out shelves</i></p>	<p>NOT AVAILABLE</p>

P PRIME PEDESTALS

PRIME FREESTANDING PEDESTALS

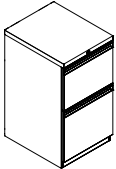


Box/File Pedestal*

MODEL#	DIMENSIONS D x W x H	FREIGHT CLASS	WT/LBS.	CUBIC FT.	LIST PRICE
GUPFOBF18P	18 x 15 x 20.8	85	52.4	4.2	\$566
GUPFOBF22P	22 x 15 x 20.8	92.5	58.8	5	\$574
GUPFOBF28P	28 x 15 x 20.8	92.5	68.7	6.3	\$695

One box and one file drawer; locking pedestal. Pencil tray included in box drawer. Ships assembled one carton.

- Specify **(NN)** for no counterweight, **(W1)** for casters and counterweight, add **\$203**, or **(W2)** for counterweight, add **\$144**.
- When casters + counterweight option is selected, casters add 0.5" in height to the unit.

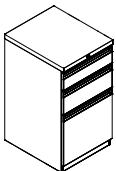


File/File Pedestal*

GUPFOFG18P	18 x 15 x 28.2	92.5	58.8	5.5	\$583
GUPFOFG22P	22 x 15 x 28.2	100	65.26	6.6	\$592
GUPFOFG28P	28 x 15 x 28.2	100	75.12	8.3	\$711

Two file drawer, locking pedestal. Top file drawer 11.2"H (interior 10.6"H); bottom file drawer 13.6"H (interior 12.5"H). When worksurface supporting option selected, unit includes pre-drilled top holes for attaching. Ships assembled one carton.

- When worksurface supporting option (1) is selected, specify **(NN)** for no counterweight or **(W2)** for counterweight, add **\$144**.
- When no worksurface support option (2) is selected, specify **(NN)** for no counterweight, **(W1)** for casters and counterweight, add **\$203**, or **(W2)** for counterweight only, add **\$144**.
- When casters + counterweight option is selected, casters add 0.5" in height to the unit.




Box/Box/File Pedestal*

GUPFSBG18P	18 x 15 x 28.2	85	67.5	5.5	\$583
GUPFSBG22P	22 x 15 x 28.2	92.5	75	6.6	\$592
GUPFSBG28P	28 x 15 x 28.2	92.5	86.8	8.3	\$711

Two box + one file drawer, locking pedestal. Top box drawer 4.8"H; middle box drawer 6.4"H; bottom file drawer 13.6"H (interior 12.5"H). Pencil tray included top box drawer. When worksurface supporting option selected, unit includes pre-drilled top holes for attaching. Ships assembled one carton.

- When worksurface supporting option (1) is selected, specify **(NN)** for no counterweight or **(W2)** for counterweight, add **\$144**.
- When no worksurface support option (2) is selected, specify **(NN)** for no counterweight, **(W1)** for casters and counterweight, add **\$203** or **(W2)** for counterweight only, add **\$144**.
- When casters + counterweight option is selected, casters add 0.5" in height to the unit.


PRIME MOBILE PEDESTALS



Mobile Box/File Pedestal

MODEL#	DIMENSIONS	FREIGHT CLASS	WT/LBS.	CUBIC FT.	LIST PRICE
GUPWOBF18P	18 x 15 x 23.3	70	73.5	4.6	\$860
GUPWOBF22P	22 x 15 x 23.3	85	79.1	5.6	\$868
GUPWOBF28P	28 x 15 x 23.3	85	87.7	7	\$989

One box and one file drawer; locking mobile pedestal. Pencil tray included in box drawer. 60mm casters, two locking/two non-locking. Ships assembled one carton.



Mobile Box/Box/File Pedestal

GUPWSSF18P	18 x 15 x 26.5	70	82.9	5.2	\$808
GUPWSSF22P	22 x 15 x 26.5	85	89.3	6.3	\$814
GUPWSSF28P	28 x 15 x 26.5	85	99.2	7.9	\$936

Two box + one file drawer, locking mobile pedestal. Box drawers 4.8"H; bottom file drawer 13.6"H (interior 12.5"H). Pencil tray included top box drawer. 60mm casters, two locking/two non-locking. Ships assembled one carton.

Required Specifications

Paint finish

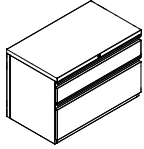
Optional Specifications

Casters + Counterweight (W1)*
Counterweight (W2)*

Accessories

Extra or replacement keys, or keys + core available

PRIME - STRETCH PEDESTAL



1 1/2 H Box/File stretch pedestal*

MODEL#	DIMENSIONS D x W x H	FREIGHT CLASS	WT./LBS.	CUBIC FT.	GR. 1	GR. 2	GR. 3	GR. 4
GULPSOBF1830P	18 x 30 x 21	85	119.96	8	\$1063			
GULPSOBF1836P	18 x 36 x 21	85	129.86	9.5	\$1106			
GULPSOBF1842P	18 x 42 x 21	85	165.45	11.1	\$1139			

Fixed front drawers, top box drawer front 6.4"H (interior 5.2"H) bottom file drawer front 11.2"H (interior 10.8"H). Locking. Side to side hanging bars included. Ships assembled in one carton.

- Add **\$319** for counterweight (**W2**)
- Add **\$272** for individually locking drawers (**KID**)

Required Specifications

Paint finish*
Fabric (cushions)

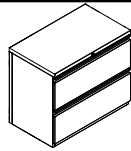
Optional Specifications

Casters + Counterweight (W1)*
Counterweight (W2)*

Accessories

Extra or replacement keys, or keys + core available

PRIME LATERAL FILES



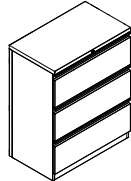
2 Drawer Lateral File

MODEL# DIMENSIONS FREIGHT CLASS WT/LBS. CUBIC FT. LIST PRICE

	D x W x H				
GULF20G1830P	18 x 30 x 28	100	98.7	10.5	\$1050
GULF20G1836P	18 x 36 x 28	100	114.4	12.5	\$1114
GULF20G1842P	18 x 42 x 28	100	129.4	14.5	\$1284

Fixed front file drawers, top drawer front 11.2"H (interior 10.6"H) bottom drawer front 13.6"H (interior 12.5"H). Locking. Side to side hanging bars included. Ships assembled in one carton.

- Add **\$245** for counterweight (W2)
- Add **\$272** for individually locking drawers (KID)




3 Drawer Lateral File

GULF30G1830P	18 x 30 x 39.2	100	127.9	14.5	\$1357
GULF30G1836P	18 x 36 x 39.2	100	147.6	17.2	\$1484
GULF30G1842P	18 x 42 x 39.2	100	167.5	20	\$1696

Fixed front file drawers, top & middle drawer front 11.2"H (interior 10.6"H) bottom drawer front 13.6"H (interior 12.5"H). Locking. Side to side hanging bars included. Ships assembled in one carton.

- Add **\$213** for counterweight (W2)
- Add **\$548** for individually locking drawers (KID)

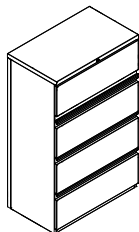


4 Drawer Lateral File - Fixed Front

GULF40G1830P	18 x 30 x 49.6	100	159.1	18.2	\$1732
GULF40G1836P	18 x 36 x 49.6	100	183.4	21.6	\$1898
GULF40G1842P	18 x 42 x 49.6	100	208.5	25.1	\$2154

Fixed front file drawers, top drawer front 10.4" (interior 9.8"H) , second and third drawers 11.2"H (interior 10.6"H) bottom drawer front 13.6"H (interior 12.5"H). Locking. Side to side hanging bars included. Ships assembled one carton

- Add **\$181** for counterweight (W2)
- Add **\$820** for individually locking drawers (KID)



**4 Drawer Lateral File
1 Receding Door / 3 Fixed Front**

GULF40H1830P	18 x 30 x 53.6	100	171.9	19.6	\$1804
GULF40H1836P	18 x 36 x 53.6	100	198.2	23.3	\$1970
GULF40H1842P	18 x 42 x 53.6	100	225.3	27	\$2211

Top opening receding door + roll-out shelf 14.4"H front, accepts binder height; fixed front drawers second and third drawers 11.2"H (interior 10.6"H) bottom drawer front 13.6"H (interior 12.5"H). Locking. Side to side hanging bars included. Ships assembled one carton.

- Add **\$181** for counterweight (W2)
- Add **\$820** for individually locking drawers (KID)

Required Specifications

Metal finish
Key/lock option

Optional Specifications

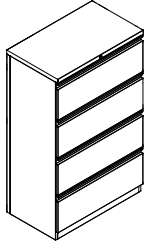
Counterweight (W2)
Individually locking drawers (KID)

Accessories

Front to back file bars
Plate dividers

L PRIME LATERAL FILES

PRIME LATERAL FILES




5 Drawer Lateral File
1 Receding Door / 4 Fixed Front

MODEL#	DIMENSIONS D x W x H	FREIGHT CLASS	WT/LBS.	CUBIC FT.	LIST PRICE
GULF50P1830P	18 x 30 x 65.6	100	208.9	23.9	\$2292
GULF50P1836P	18 x 36 x 65.6	100	239.9	28.4	\$2357
GULF50P1842P	18 x 42 x 65.6	100	272.7	32.9	\$2718

Top opening receding door + roll-out shelf 14.4"H front, accepts binder height; fixed front drawers below - second 12.8"H (interior 12.2"H), third, fourth and bottom 11.2"H (interior 10.6"H); bottom drawer front 13.6"H (interior 12.5"H). Locking. Side-to-side hanging bars included. Ships assembled in one carton.

- Add **\$147** for counterweight (**W2**)
- Add **\$1096** for individually locking drawers (**KID**)

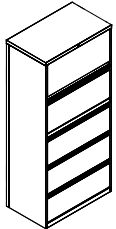


5 Drawer Lateral File
2 Receding Doors / 3 Fixed Front

GULF50G1830P	18 x 30 x 69.6	100	221.6	25.3	\$2231
GULF50G1836P	18 x 36 x 69.6	100	254.5	30.1	\$2283
GULF50G1842P	18 x 42 x 69.6	100	289.3	34.9	\$2501

Top two openings receding door + roll-out shelf 14.4"H front, accepts binder height; fixed front drawers third and fourth drawers 11.2"H (interior 10.6"H) bottom drawer front 13.6"H (interior 12.5"H). Locking. Side-to-side hanging bars included. Ships assembled in one carton.

- Add **\$147** for counterweight (**W2**)



5 Drawer Lateral File w/posting shelf
1 Receding Door / 4 Fixed Front

GULF51P1830P	18 x 30 x 65.6	100	208.9	23.9	\$2524
GULF51P1836P	18 x 36 x 65.6	100	239.9	28.4	\$2596
GULF51P1842P	18 x 42 x 65.6	100	272.7	32.9	\$2965

Top opening receding door + roll-out shelf 14.4"H front, accepts binder height; fixed front drawers below - second 12.8"H (interior 12.2"H), third, fourth and bottom 11.2"H (interior 10.6"H); bottom drawer front 13.6"H (interior 12.5"H). Locking. Side-to-side hanging bars included. Ships assembled in one carton.

- Add **\$147** for counterweight (**W2**)
- Add **\$1096** for individually locking drawers (**KID**)

Required Specifications

Metal finish
Key/lock option

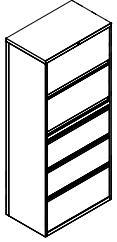
Optional Specifications

Counterweight (W2)
Individually locking drawers (KID)

Accessories

Front to back file bars
Plate dividers

PRIME LATERAL FILES

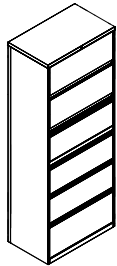


5 Drawer Lateral File w/posting shelf
2 Receding Doors / 3 Fixed Front

MODEL#	DIMENSIONS D x W x H	FREIGHT CLASS	WT/LBS.	CUBIC FT.	LIST PRICE
GULF51G1830P	18 x 30 x 65.6	100	221.6	25.3	\$2463
GULF51G1836P	18 x 36 x 65.6	100	254.5	30.1	\$2522
GULF51G1842P	18 x 42 x 65.6	100	289.3	34.9	\$2748

Top two openings receding door + roll-out shelf 14.4"H front, accepts binder height; fixed front drawers third and fourth drawers 11.2"H (interior 10.6"H) bottom drawer front 13.6"H (interior 12.5"H). Posting shelf below second opening. Locking. Side to side hanging bars included. Ships assembled in one carton.

- Add **\$147** for counterweight (W2)

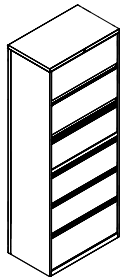


6 Drawer Lateral File
2 Receding Doors / 4 Fixed Front

GULF60G1830P	18 x 30 x 77.6	100	247.4	28.1	\$2897
GULF60G1836P	18 x 36 x 77.6	100	283.8	33.5	\$3111
GULF60G1842P	18 x 42 x 77.6	100	322.98	38.8	\$3415

Top two openings receding door + roll-out shelf 14.4"H front, accepts binder height; fixed front drawers third, fourth and fifth drawers 11.2"H (interior 10.6"H) bottom drawer front 13.6"H (interior 12.5"H). Locking. Ships assembled one carton

- Add **\$147** for counterweight (W2)



6 Drawer Lateral File w/posting shelf
2 Receding Doors / 4 Fixed Front

GULF61G1830P	18 x 30 x 77.6	100	247.4	28.1	\$3129
GULF61G1836P	18 x 36 x 77.6	100	283.8	33.5	\$3350
GULF61G1842P	18 x 42 x 77.6	100	322.98	38.8	\$3662

Top two openings receding door + roll-out shelf 14.4"H front, accepts binder height; fixed front drawers third, fourth and fifth drawers 11.2"H (interior 10.6"H) bottom drawer front 13.6"H (interior 12.5"H). Posting shelf below third opening. Locking. Ships assembled in one carton.

- Add **\$147** for counterweight (W2)

Required Specifications

Metal finish
Key/lock option

Optional Specifications

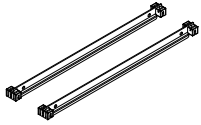
Counterweight (W2)
Individually locking drawers (KID)

Accessories

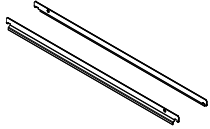
Front to back file bars
Plate dividers

L PRIME LATERAL FILES

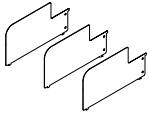
PRIME LATERAL FILE ACCESSORIES



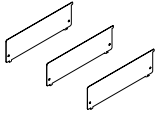
**Front to Back File Bars
for Prime series lateral files**



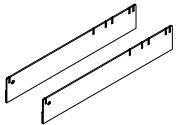
**Side-to-Side Hanging File Bars
for Prime series lateral files**



**Plate Dividers
for Prime series lateral files**



**Half Height Plate Dividers
for Prime series lateral files**



Side Adapters for Prime Series files



**Extra Key
for Prime Series Files**

**Replacement lock core and key
for Prime Series Files**

MODEL#	DIMENSIONS	FREIGHT CLASS	WT/LBS.	CUBIC FT.	LIST PRICE
--------	------------	---------------	---------	-----------	------------

D x W x H

GULFA0718	17.3 x 1 x 1	70	1	0.04	\$30
-----------	--------------	----	---	------	-------------

Includes two bars; finish eco-grey.

GULFA01	27.5 x 0.5 x 1.3	60	2	0.03	\$53
GULFA02	33.5 x 0.5 x 1.3	60	2.4	0.04	\$53
GULFA03	39.5 x 0.5 x 1.3	60	2.8	0.05	\$53

One pair. Grey. For 30", 36" or 42" widths. Included in standard product.

GULFA1018	13.25 x 0.2 x 7.25	60	4	0.07	\$43
-----------	--------------------	----	---	------	-------------

Three per package. For use with Prime series lateral files.

GULFA2418	13.5 x 0.2 x 3.95	60	2.2	0.04	\$164
-----------	-------------------	----	-----	------	--------------

Three per package. For use with Prime series lateral files.

GULFA2018	16.5 x 0.15 x 2.66	60	2.5	0.02	\$164
-----------	--------------------	----	-----	------	--------------

One pair. Grey. Extends side height of lateral file drawers by 1"

GUKY	--	70	0.4	0.01	\$20
------	----	----	-----	------	-------------

Specify key range 401-550.

GUKY	--	70	0.4	0.01	\$20
------	----	----	-----	------	-------------

Specify key range 401-550.

GENERAL INFORMATION

- Comprehensive range of personal storage in a variety of sizes and configurations starting at:
 - 35"H single column widths up to 72"H triple column widths.
 - In widths of 12", 15", 18", 24", 30", 36", 42" depending on configuration
- Configurations include units with 1, 2, 3, 4, 6, 8, 9, 12 individual compartments depending on size.
- Lockers provide individual storage solutions for personal and work-related materials. Extensive range of configurations and aesthetic choices available to complement any space plan; in personal or shared workspaces, providing flexibility, convenience and security. Ideal for flex spaces and hybrid work schedules; can be used to help define space in an open area or a bank along a wall, or used as barriers between work areas and to help guide workplace foot traffic flow.
- Painted metal case with door front options available in painted metal or thermally fused laminate to add warmth and complement desking products or millwork.
- Multiple door pull options including integrated full metal pulls or applied pulls to match Global desking series to seamlessly integrate with any existing products to customize the overall aesthetic.
- Digital keyless lock options with keypad entry, programmable for "assigned" or single use "hotelling" applications. Be sure to specify master programming key and manager key(s) for each installation site.
- Inside access to leveling glides for ease of installation.
- Optional angle tops available to convert a standard flat top locker to one with a sloped top.
- Angle tops are 5" high and can be added to any Prime locker.
- Units ship fully assembled.

CONSTRUCTION SPECIFICATIONS

- Steel case construction of top and bottom, back and sides are 20 gauge flanged steel.
- Welded case is reinforced with 20 gauge steel horizontal and vertical channels to ensure strength.
- Steel doors are constructed of 22 gauge flanged steel and reinforced with 22 gauge steel vertical braces
- Full overlay hinged doors with 110° opening angle
- Laminate doors are thermally fused laminate with 1mm matching edge band.
- Two and three column lockers have vertical dividers constructed of double wall 20 gauge steel fastened to the base and top
- Meets applicable ANSI/BIFMA standards for optimum durability and performance.

Note: All 12", 15" or 18" wide lockers must be ganged to another locker or anchored to a fixed wall or adjacent cabinet for compliance with applicable ANSI/BIFMA X5.6 storage standards. Ganging instructions are available separately.

PRODUCT CODE BREAKDOWN

Example 1: **GUTSS** | 4 | 72 | S | 15 | L | P

GUTSS- indicates locker, single column

6th position # - indicates row count (horizontal division of column):

1 = single row (1 high)

2 = two rows (2 high)

3 = three rows (3 high)

4 = four rows (4 high)

7th and 8th position ## - indicates overall nominal height

S - indicates 18" overall depth

10th and 11th position ## - indicates overall width

L or **R** - indicates doors installed for left or right hand hinge.

Note: Handedness is determined by the location of the hinges on the door.

Last character indicates door front style:

P - full pull

M - flat metal front, handle style optional

L - laminate front, handle style optional

Example 2: **GUTDS** | F | 1 | 54 | S | 24 | L | M

Example 3: **GUTTS** | F | 4 | 72 | S | 36 | R | L

GUTDS - indicates locker, two column

GUTTS - indicates locker, three column

F - indicates freestanding, applicable to two and three column lockers

7th position # - indicates row count (horizontal division of columns)

1 = single row (1 high)

2 = two rows (2 high)

3 = three rows (3 high)

4 = four rows (4 high)

8th and 9th position ## - indicates overall height

S - indicates 18" overall depth

11th & 12th position ## - indicates overall width

L or **R** - indicates doors installed for left or right hand hinge.

Note: Handedness is determined by the location of the hinges on the door.

Last character indicates door front style:

P - full pull

M - flat metal front, handle style optional

L - laminate front, handle style optional

FINISH OPTIONS

- Specify finish for case and doors separately
- Metal case and doors are finished in an environmentally friendly electrostatically applied powder coat solution - a superior durable and lasting finish.
- Specify laminate finish for laminate fronts
- Specify handle for models ending in **M** (flat front metal) or **L** (laminate front)

Painted steel case and door finish options:

BGR Business Grey	MCH Mocha Textured
BKC Black Coffee Textured	MET Metro
BLK Black	MOS Moss
BNE Bone	NEV Nevada
BZD Blizzard Textured	NAVY Navy
CHR Charcoal	OYS Oyster
CLT Claret	SDT Stonedust Textured
DCH Dark Chocolate Textured	SGR Storm Grey
DPT Desert Putty	SIL Silver
DWT Designer White	SKY Sky
FOG Fog	STN Stone
GRY Grey	TPE Taupe
LGR Light Grey	TSA Tahiti Sand
ICE Ice	TUN Tungsten (add 10% upcharge)
IVR Ivory	WIL Willow

Thermally fused laminate door front finish options:

ACJ Absolute Acajou	FCL First Class
ASN Asian Night	NBL Noce Biondo
AWC Avant Cherry	NGL Noce Grigio
AWH Avant Honey	NEL Noce Leggero
BLK Black	NML Noce Medio
BZD Blizzard	QTM Quartered Mahogany
BRC Brushed Cobalt	SBY Sheer Beauty
CMB Clear Maple	SOG Storm Grey
CGY Custom Grey	SDT Stonedust
DES Dark Espresso	WHE Walnut Heights
DWT Designer White	WHC White Chocolate
FAS Fashionista	WCR Winter Cherry

SPECIFICATION OPTIONS:


PULLS

For models ending in **P** (full pull):

- No handle option default
- Hasp lock for user supplied padlock is not optional
- Digital keyless entry, keypad style lock is not optional

For models ending in **M** (flat front metal) or **L** (laminate front):

- R** - Bar Handle, Black
- Q** - Bar Handle, Silver
- G** - Bridges Handle, Black
- P** - Bridges Handle, Optional
- B** - Bridges Handle, Standard
- O** - Crescent Handle, Black
- Z** - Dimpled Handle, Nickel
- X** - Flared Handle, Black
- W** - Flared Handle, Brass
- S** - Flared Handle, Silver
- U** - Square Edge Handle, Black
- V** - Square Edge Handle, Silver
- L** - Hasp Lock, no handle. **Add \$36** list upcharge per opening, lock will default to option KHS.
- K** - Digital Lock (includes handle) keypad entry with Assigned or Shared mode. **Add \$193** list upcharge per opening.



Note: Unless noted otherwise, handles are from the Zira Desking series

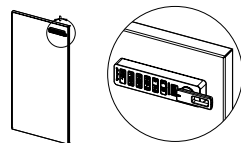
LOCKS

The following options are available for units with full pull or when applied pull is selected:

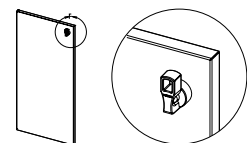
- NLK** - No lock
- KRM** - Key random
- KLP** - Key list provided, cores shipped separately

Notes:

- When K pull option is specified for digital lock, select lock option: **KDA** for assigned mode, **KDS** for shared mode
Lock position is the same as for cam lock (see page 38), hardware mounted horizontally. Be sure to specify Digilock program and manager keys separately (one program key and at least one manager key is required per install). Refer to page 55.
- For models ending in **P** (full pull), lock position is the same as for cam lock (see page 38) but within the full pull fold.
- For hasp lock (**L**) option, same position as Digilock option



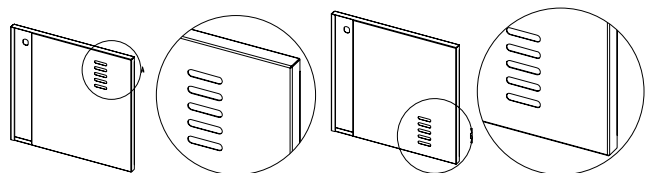
Digilock shown on left hand hinge door



Hasp lock shown on left hand hinge door

VENTILATION

- Only applicable for lockers with metal doors (models ending in **P** and **M**), no upcharge. Ventilation options are not available for products with laminate fronts.
- N** - None.
- U** - Upper position on door front
- L** - Lower position on door front
- B** - Both upper and lower positions on door front



Full pull door with vents on upper side Full pull door with vents on the lower side

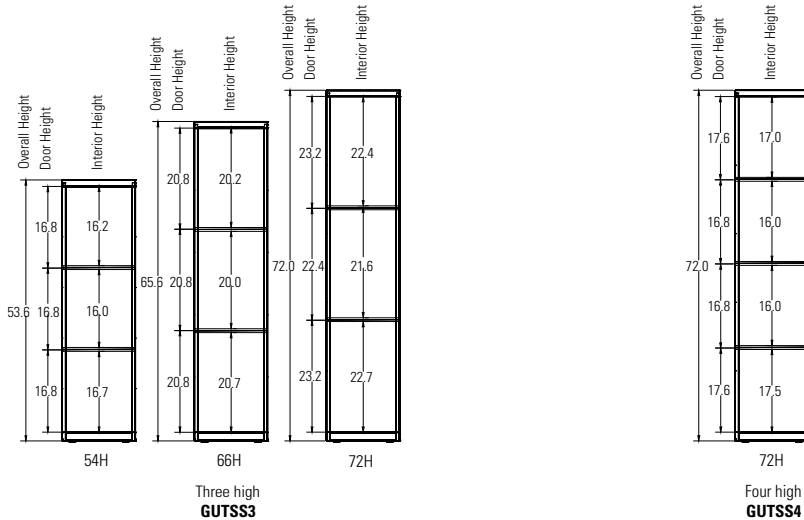
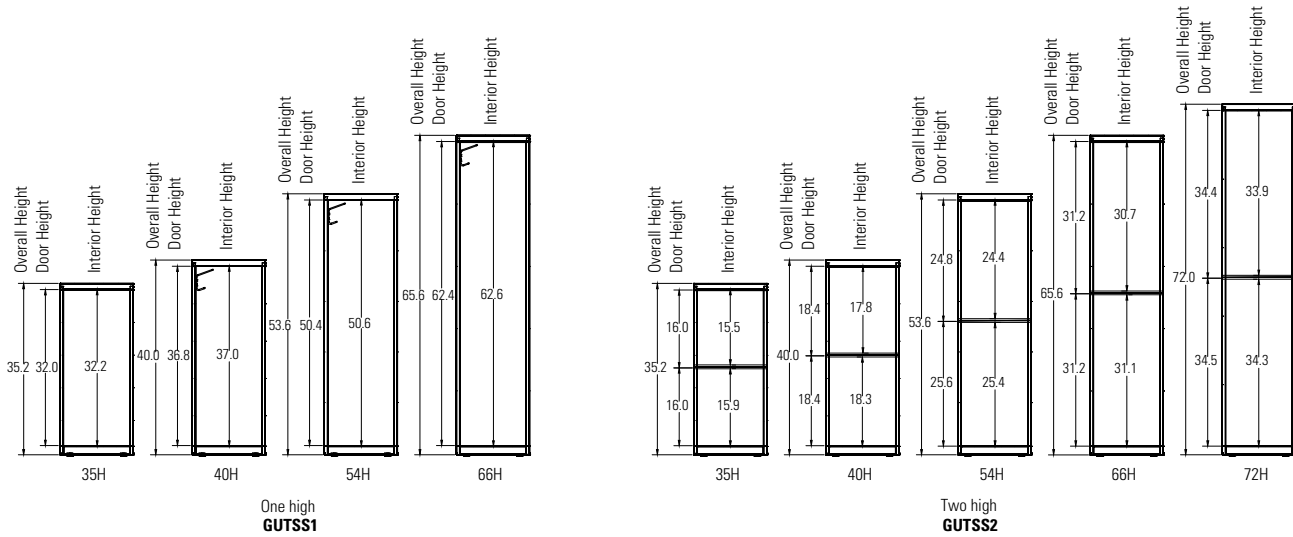
GANGING

- All **12", 15" or 18" wide lockers must be ganged** to another locker or anchored to a fixed wall or adjacent cabinet to be compliant with applicable ANSI/BIFMA X5.6 storage standards. Use a #8 or # 10 self-tapping screw, join units through the frame holes at the frame location where there is a double wall to ensure the screw tips are protected inside the frame. Self-tapping screws are to be provided by the Installation company.

L PRIME LOCKERS - NOTES

ELEVATION SPECIFICS

- Overall locker height (for single, double and triple column locker configurations)
- Door height per opening
- Interior dimensions per compartment



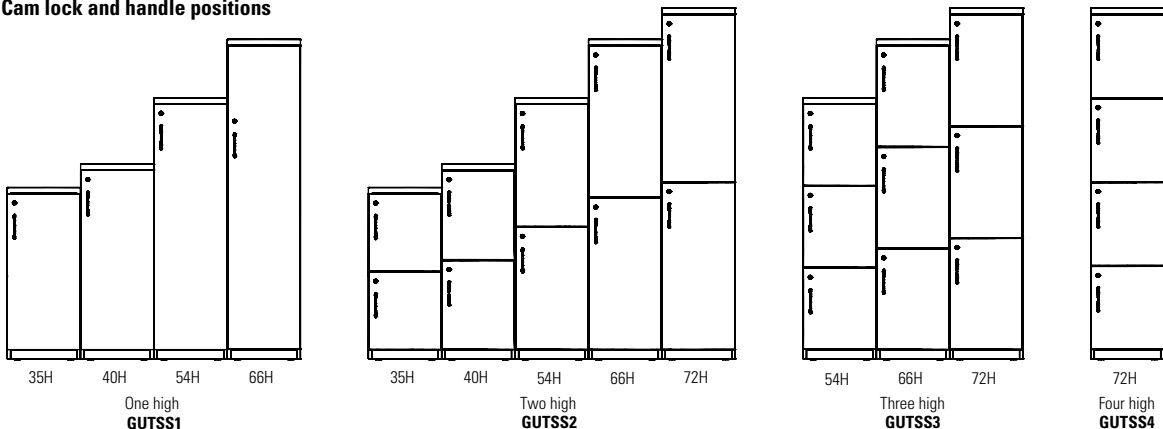
Inside column widths:

Single column
 GUTSS 12" - 10.5"
 GUTSS 15" - 13.5"
 GUTSS 18" - 16.5"

Double column
 GUTDS 24" - 10.5"
 GUTDS 30" - 13.5"
 GUTDS 36" - 16.5"

Triple column
 GUTTS 36" - 10.5"
 GUTTS 42" - 12.5"

Cam lock and handle positions



ONE HIGH - SINGLE COLUMN, SINGLE ROW

MODEL# DIMENSIONS FREIGHT CLASS WT/LBS. CUBIC FT. LIST PRICE

D x W x H

Metal case with metal doors - full pull

GUTSS135S12LP / RP	18 x 12 x 35.2	125	42	5.6	\$1016
GUTSS135S15LP / RP	18 x 15 x 35.2	125	47.3	6.8	\$1077
GUTSS135S18LP / RP	18 x 18 x 35.2	125	52.5	8.1	\$1137

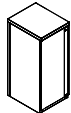
Metal case with metal doors - flat front

GUTSS135S12LM / RM	18 x 12 x 35.2	125	42	5.6	\$1016
GUTSS135S15LM / RM	18 x 15 x 35.2	125	47.3	6.8	\$1077
GUTSS135S18LM / RM	18 x 18 x 35.2	125	52	8.1	\$1137

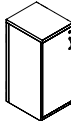
Metal case with laminate doors

GUTSS135S12LL / RL	18 x 12 x 35.2	125	42	5.6	\$1092
GUTSS135S15LL / RL	18 x 15 x 35.2	125	47.3	6.8	\$1162
GUTSS135S18LL / RL	18 x 18 x 35.2	125	52.5	8.1	\$1231

- All units are handed, 2nd to last character of model number indicates hand (**L** for Left, **R** for Right)
- 12", 15" and 18" wide locker units to be ganged or anchored for compliance with ANSI/BIFMA X5.6 storage standards.

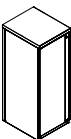


Full pull doors (P)
Left hand shown

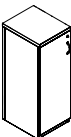


Flat front doors (M or L)
Left hand shown

One Column Locker, One Row - 35"H



Full pull doors (P)
Left hand shown



Flat front doors (M or L)
Left hand shown

One Column Locker, One Row - 40"H

Metal case with metal doors - full pull

GUTSS140S12LP / RP	18 x 12 x 40.5	125	43.5	6.3	\$1070
GUTSS140S15LP / RP	18 x 15 x 40.5	125	48.5	7.7	\$1109
GUTSS140S18LP / RP	18 x 18 x 40.5	150	53.6	9.1	\$1157

Metal case with metal doors - flat front

GUTSS140S12LM / RM	18 x 12 x 40.5	125	43.5	6.3	\$1070
GUTSS140S15LM / RM	18 x 15 x 40.5	125	48.5	7.7	\$1109
GUTSS140S18LM / RM	18 x 18 x 40.5	150	53.6	9.1	\$1157

Metal case with laminate doors

GUTSS140S12LL / RL	18 x 12 x 40.5	125	43.5	6.3	\$1152
GUTSS140S15LL / RL	18 x 15 x 40.5	125	48.5	7.7	\$1187
GUTSS140S18LL / RL	18 x 18 x 40.5	150	53.6	9.1	\$1281

- All units are handed, 2nd to last character of model number indicates hand (**L** for Left, **R** for Right)
- 12", 15" and 18" wide locker units to be ganged or anchored for compliance with ANSI/BIFMA X5.6 storage standards.

Required Specifications

Case finish (paint)
Door front finish (paint or laminate)
Key/lock
Handle (M and L models only)

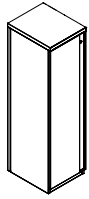
Optional Specifications

Ventilation (P and M models only)

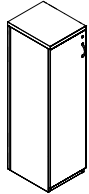
Refer to specification options on page 37 for applicable options and upcharges.

L PRIME LOCKERS

ONE HIGH - SINGLE COLUMN, SINGLE ROW

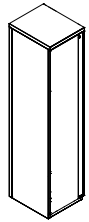


Full pull doors (P)
Left hand shown

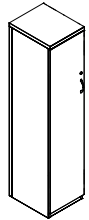


Flat front doors (M or L)
Left hand shown

One Column Locker, One Row - 54"H



Full pull doors (P)
Left hand shown



Flat front doors (M or L)
Left hand shown

One Column Locker, One Row - 66"H

MODEL#	DIMENSIONS	FREIGHT CLASS	WT/LBS.	CUBIC FT.	LIST PRICE
--------	------------	---------------	---------	-----------	------------

D x W x H

Metal case with metal doors - full pull

GUTSS154S12LP / RP	18 x 12 x 53.6	125	58	8.4	\$1238
GUTSS154S15LP / RP	18 x 15 x 53.6	125	64.8	10.3	\$1285
GUTSS154S18LP / RP	18 x 18 x 53.6	150	71.6	12.1	\$1348

Metal case with metal doors - flat front

GUTSS154S12LM / RM	18 x 12 x 53.6	125	58	8.4	\$1238
GUTSS154S15LM / RM	18 x 15 x 53.6	125	64.8	10.3	\$1285
GUTSS154S18LM / RM	18 x 18 x 53.6	150	71.6	12.1	\$1348

Metal case with laminate doors

GUTSS154S12LL / RL	18 x 12 x 53.6	125	58	8.4	\$1396
GUTSS154S15LL / RL	18 x 15 x 53.6	125	64.8	10.3	\$1449
GUTSS154S18LL / RL	18 x 18 x 53.6	150	71.6	12.1	\$1523

- All units are handed, 2nd to last character of model number indicates hand (**L** for Left, **R** for Right)
- 12", 15" and 18" wide locker units to be ganged or anchored for compliance with ANSI/BIFMA X5.6 storage standards.

Metal case with metal doors - full pull

GUTSS166S12LP / RP	18 x 12 x 65.6	125	71.5	10.2	\$1396
GUTSS166S15LP / RP	18 x 15 x 65.6	125	79.9	12.5	\$1448
GUTSS166S18LP / RP	18 x 18 x 65.6	150	88.2	14.8	\$1521

Metal case with metal doors - flat front

GUTSS166S12LM / RM	18 x 12 x 65.6	125	71.5	10.2	\$1396
GUTSS166S15LM / RM	18 x 15 x 65.6	125	79.9	12.5	\$1448
GUTSS166S18LM / RM	18 x 18 x 65.6	150	88.2	14.8	\$1521

Metal case with laminate doors

GUTSS166S12LL / RL	18 x 12 x 65.6	125	71.5	10.2	\$1535
GUTSS166S15LL / RL	18 x 15 x 65.6	125	79.9	12.5	\$1564
GUTSS166S18LL / RL	18 x 18 x 65.6	150	88.2	14.8	\$1670

- All units are handed, 2nd to last character of model number indicates hand (**L** for Left, **R** for Right)
- 12", 15" and 18" wide locker units to be ganged or anchored for compliance with ANSI/BIFMA X5.6 storage standards.

Required Specifications

Case finish (paint)
Door front finish (paint or laminate)
Key/lock
Handle (M and L models only)

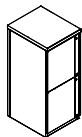
Optional Specifications

Ventilation (P and M models only)

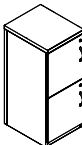
Refer to specification options on page 37 for applicable options and upcharges.

ONE COLUMN LOCKERS, TWO ROWS

MODEL# DIMENSIONS FREIGHT CLASS WT/LBS. CUBIC FT. LIST PRICE

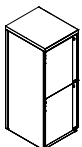


Full pull doors (P)
Left hand shown

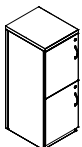


Flat front doors (M or L)
Left hand shown

One Column Locker, Two Rows - 35"H



Full pull doors (P)
Left hand shown



Flat front doors (M or L)
Left hand shown

One Column Locker, Two Rows - 40"H

**D x W x H
Metal case with metal doors - full pull**

GUTSS235S12LP / RP	18 x 12 x 35.2	125	38.8	5.6	\$1341
GUTSS235S15LP / RP	18 x 15 x 35.2	125	48.5	6.8	\$1413
GUTSS235S18LP / RP	18 x 18 x 35.2	125	53.8	8.1	\$1485

Metal case with metal doors - flat front

GUTSS235S12LM / RM	18 x 12 x 35.2	125	38.8	5.6	\$1341
GUTSS235S15LM / RM	18 x 15 x 35.2	125	48.5	6.8	\$1413
GUTSS235S18LM / RM	18 x 18 x 35.2	125	53.8	8.1	\$1485

Metal case with laminate doors

GUTSS235S12LL / RL	18 x 12 x 35.2	125	38.8	5.6	\$1421
GUTSS235S15LL / RL	18 x 15 x 35.2	125	48.5	6.8	\$1505
GUTSS235S18LL / RL	18 x 18 x 35.2	125	53.8	8.1	\$1588

- All units are handed, 2nd to last character of model number indicates hand (**L** for Left, **R** for Right)
- 12", 15" and 18" wide locker units to be ganged or anchored for compliance with ANSI/BIFMA X5.6 storage standards.

Metal case with metal doors - full pull

GUTSS240S12LP / RP	18 x 12 x 40.5	125	42.4	6.3	\$1381
GUTSS240S15LP / RP	18 x 15 x 40.5	125	53	7.7	\$1457
GUTSS240S18LP / RP	18 x 18 x 40.5	125	58.7	9.1	\$1532

Metal case with metal doors - flat front

GUTSS240S12LM / RM	18 x 12 x 40.5	125	42.4	6.3	\$1381
GUTSS240S15LM / RM	18 x 15 x 40.5	125	53	7.7	\$1457
GUTSS240S18LM / RM	18 x 18 x 40.5	125	58.7	9.1	\$1532

Metal case with laminate doors

GUTSS240S12LL / RL	18 x 12 x 40.5	125	42.4	6.3	\$1470
GUTSS240S15LL / RL	18 x 15 x 40.5	125	53	7.7	\$1558
GUTSS240S18LL / RL	18 x 18 x 40.5	125	58.7	9.1	\$1646

- All units are handed, 2nd to last character of model number indicates hand (**L** for Left, **R** for Right)
- 12", 15" and 18" wide locker units to be ganged or anchored for compliance with ANSI/BIFMA X5.6 storage standards.

Required Specifications

Case finish (paint)
Door front finish (paint or laminate)
Key/lock
Handle (M and L models only)

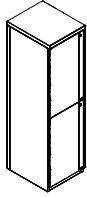
Optional Specifications

Ventilation (P and M models only)

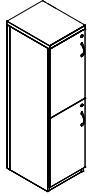
Refer to specification options on page 37 for applicable options and upcharges.

L PRIME LOCKERS

ONE COLUMN LOCKERS, TWO ROWS

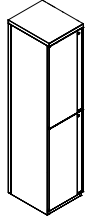


Full pull doors (P)
Left hand shown

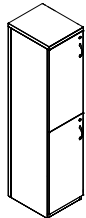


Flat front doors (M or L)
Left hand shown

One Column Locker, Two Rows - 54"H



Full pull doors (P)
Left hand shown



Flat front doors (M or L)
Left hand shown

One Column Locker, Two Rows - 66"H

MODEL#	DIMENSIONS	FREIGHT CLASS	WT/LBS.	CUBIC FT.	LIST PRICE
--------	------------	---------------	---------	-----------	------------

D x W x H

Metal case with metal doors - full pull

GUTSS254S12LP / RP	18 x 12 x 53.6	125	58.4	8.4	\$1481
GUTSS254S15LP / RP	18 x 15 x 53.6	125	73	10.3	\$1564
GUTSS254S18LP / RP	18 x 18 x 53.6	125	81	12.1	\$1644

Metal case with metal doors - flat front

GUTSS254S12LM / RM	18 x 12 x 53.6	125	58.4	8.4	\$1481
GUTSS254S15LM / RM	18 x 15 x 53.6	125	73	10.3	\$1564
GUTSS254S18LM / RM	18 x 18 x 53.6	125	81	12.1	\$1644

Metal case with laminate doors

GUTSS254S12LL / RL	18 x 12 x 53.6	125	58.4	8.4	\$1592
GUTSS254S15LL / RL	18 x 15 x 53.6	125	73	10.3	\$1691
GUTSS254S18LL / RL	18 x 18 x 53.6	125	81	12.1	\$1794

- All units are handed, 2nd to last character of model number indicates hand (**L** for Left, **R** for Right)
- 12", 15" and 18" wide locker units to be ganged or anchored for compliance with ANSI/BIFMA X5.6 storage standards.

Metal case with metal doors - full pull

GUTSS266S12LP / RP	18 x 12 x 65.6	125	67.3	10.2	\$1620
GUTSS266S15LP / RP	18 x 15 x 65.6	125	84.1	12.5	\$1688
GUTSS266S18LP / RP	18 x 18 x 65.6	125	93.1	14.8	\$1754

Metal case with metal doors - flat front

GUTSS266S12LM / RM	18 x 12 x 65.6	125	67.3	10.2	\$1620
GUTSS266S15LM / RM	18 x 15 x 65.6	125	84.1	12.5	\$1688
GUTSS266S18LM / RM	18 x 18 x 65.6	125	93.1	14.8	\$1754

Metal case with laminate doors

GUTSS266S12LL / RL	18 x 12 x 65.6	125	71	11.3	\$1804
GUTSS266S15LL / RL	18 x 15 x 65.6	125	88.7	13.8	\$1840
GUTSS266S18LL / RL	18 x 18 x 65.6	125	98.1	16.3	\$1866

- All units are handed, 2nd to last character of model number indicates hand (**L** for Left, **R** for Right)
- 12", 15" and 18" wide locker units to be ganged or anchored for compliance with ANSI/BIFMA X5.6 storage standards.

Required Specifications

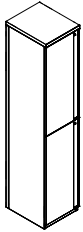
Case finish (paint)
Door front finish (paint or laminate)
Key/lock
Handle (M and L models only)

Optional Specifications

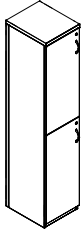
Ventilation (P and M models only)

Refer to specification options on page 37 for applicable options and upcharges.

ONE COLUMN LOCKERS, TWO ROWS



Full pull doors (P)
Left hand shown



Flat front doors (M or L)
Left hand shown

One Column Locker, Two Rows - 72"H

MODEL# DIMENSIONS FREIGHT CLASS WT/LBS. CUBIC FT. LIST PRICE

D x W x H

Metal case with metal doors - full pull

GUTSS272S12LP / RP	18 x 12 x 72	125	76	12.3	\$1640
GUTSS272S15LP / RP	18 x 15 x 72	125	94.9	15.1	\$1732
GUTSS272S18LP / RP	18 x 18 x 72	150	104.8	17.8	\$1824

Metal case with metal doors - flat front

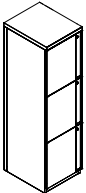
GUTSS272S12LM / RM	18 x 12 x 72	125	67.3	10.2	\$1640
GUTSS272S15LM / RM	18 x 15 x 72	125	67.3	10.2	\$1732
GUTSS272S18LM / RM	18 x 18 x 72	125	67.3	10.2	\$1824

Metal case with laminate doors

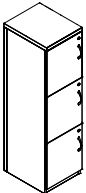
GUTSS272S12LL / RL	18 x 12 x 72	125	72	11.2	\$1790
GUTSS272S15LL / RL	18 x 15 x 72	125	90	13.7	\$1905
GUTSS272S18LL / RL	18 x 18 x 72	125	99.6	16.2	\$2019

- All units are handed, 2nd to last character of model number indicates hand (**L** for Left, **R** for Right)
- 12", 15" and 18" wide locker units to be ganged or anchored for compliance with ANSI/BIFMA X5.6 storage standards.

ONE COLUMN LOCKERS, THREE ROWS



Full pull doors (P)
Left hand shown



Flat front doors (M or L)
Left hand shown

One Column Locker, Three Rows - 54"H

MODEL# DIMENSIONS FREIGHT CLASS WT/LBS. CUBIC FT. LIST PRICE

Metal case with metal doors - full pull

GUTSS354S12LP / RP	18 x 12 x 53.6	125	56.3	8.4	\$1700
GUTSS354S15LP / RP	18 x 15 x 53.6	125	70.4	10.3	\$1776
GUTSS354S18LP / RP	18 x 18 x 53.6	125	77.9	12.1	\$1867

Metal case with metal doors - flat front

GUTSS354S12LM / RM	18 x 12 x 53.6	125	56.3	8.4	\$1700
GUTSS354S15LM / RM	18 x 15 x 53.6	125	70.4	10.3	\$1776
GUTSS354S18LM / RM	18 x 18 x 53.6	125	77.9	12.1	\$1867

Metal case with laminate doors

GUTSS354S12LL / RL	18 x 12 x 53.6	125	56.3	8.4	\$1903
GUTSS354S15LL / RL	18 x 15 x 53.6	125	70.4	10.3	\$1973
GUTSS354S18LL / RL	18 x 18 x 53.6	125	77.9	12.1	\$2092

- All units are handed, 2nd to last character of model number indicates hand (**L** for Left, **R** for Right)
- 12", 15" and 18" wide locker units to be ganged or anchored for compliance with ANSI/BIFMA X5.6 storage standards.

Required Specifications

Case finish (paint)
Door front finish (paint or laminate)
Key/lock
Handle (M and L models only)

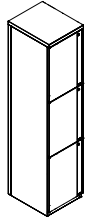
Optional Specifications

Ventilation (P and M models only)

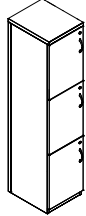
Refer to specification options on page 37 for applicable options and upcharges.

L PRIME LOCKERS

ONE COLUMN LOCKERS, THREE ROWS

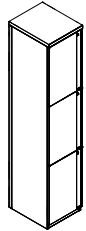


Full pull doors (P)
Left hand shown

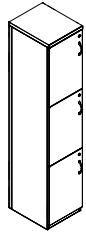


Flat front doors (M or L)
Left hand shown

One Column Locker, Three Rows - 66"H



Full pull doors (P)
Left hand shown



Flat front doors (M or L)
Left hand shown

One Column Locker, Three Rows - 72"H

MODEL#	DIMENSIONS	FREIGHT CLASS	WT/LBS.	CUBIC FT.	LIST PRICE
--------	------------	---------------	---------	-----------	------------

D x W x H

Metal case with metal doors - full pull

GUTSS366S12LP / RP	18 x 12 x 65.6	125	65.2	10.2	\$1815
GUTSS366S15LP / RP	18 x 15 x 65.6	125	81.5	12.5	\$1914
GUTSS366S18LP / RP	18 x 18 x 65.6	125	90	14.8	\$1990

Metal case with metal doors - flat front

GUTSS366S12LM / RM	18 x 12 x 65.6	125	65.2	10.2	\$1815
GUTSS366S15LM / RM	18 x 15 x 65.6	125	81.5	12.5	\$1914
GUTSS366S18LM / RM	18 x 18 x 65.6	125	90	14.8	\$1990

Metal case with laminate doors

GUTSS366S12LL / RL	18 x 12 x 65.6	125	65.2	10.2	\$2012
GUTSS366S15LL / RL	18 x 15 x 65.6	125	81.5	12.5	\$2138
GUTSS366S18LL / RL	18 x 18 x 65.6	125	90	14.8	\$2183

- All units are handed, 2nd to last character of model number indicates hand (**L** for Left, **R** for Right)
- 12", 15" and 18" wide locker units to be ganged or anchored for compliance with ANSI/BIFMA X5.6 storage standards.

Metal case with metal doors - full pull

GUTSS372S12LP / RP	18 x 12 x 72	125	75.9	11.2	\$1882
GUTSS372S15LP / RP	18 x 15 x 72	125	94.8	13.7	\$1985
GUTSS372S18LP / RP	18 x 18 x 72	125	105.1	16.2	\$2087

Metal case with metal doors - flat front

GUTSS372S12LM / RM	18 x 12 x 72	125	75.9	11.2	\$1882
GUTSS372S15LM / RM	18 x 15 x 72	125	94.8	13.7	\$1985
GUTSS372S18LM / RM	18 x 18 x 72	125	105.1	16.2	\$2087

Metal case with laminate doors

GUTSS372S12LL / RL	18 x 12 x 72	125	75.9	11.2	\$2092
GUTSS372S15LL / RL	18 x 15 x 72	125	94.8	13.7	\$2223
GUTSS372S18LL / RL	18 x 18 x 72	125	105.1	16.2	\$2354

- All units are handed, 2nd to last character of model number indicates hand (**L** for Left, **R** for Right)
- 12", 15" and 18" wide locker units to be ganged or anchored for compliance with ANSI/BIFMA X5.6 storage standards.

Required Specifications

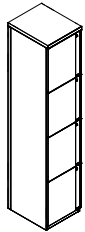
Case finish (paint)
Door front finish (paint or laminate)
Key/lock
Handle (M and L models only)

Optional Specifications

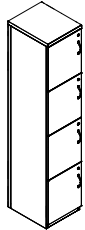
Ventilation (P and M models only)

Refer to specification options on page 37 for applicable options and upcharges.

ONE COLUMN LOCKERS, FOUR ROWS



Full pull doors (P)
Left hand shown



Flat front doors (M or L)
Left hand shown

One Column Locker, Four Rows - 72"H

MODEL# DIMENSIONS FREIGHT CLASS WT/LBS. CUBIC FT. LIST PRICE

D x W x H

Metal case with metal doors - full pull

GUTSS472S12LP / RP	18 x 12 x 72	125	73.8	11.2	\$2382
GUTSS472S15LP / RP	18 x 15 x 72	125	92.3	13.7	\$2513
GUTSS472S18LP / RP	18 x 18 x 72	125	102	16.2	\$2644

Metal case with metal doors - flat front

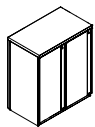
GUTSS472S12LM / RM	18 x 12 x 72	125	73.8	11.2	\$2382
GUTSS472S15LM / RM	18 x 15 x 72	125	92.3	13.7	\$2513
GUTSS472S18LM / RM	18 x 18 x 72	125	102	16.2	\$2644

Metal case with laminate doors

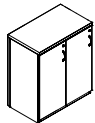
GUTSS472S12LL / RL	18 x 12 x 72	125	73.8	11.2	\$2708
GUTSS472S15LL / RL	18 x 15 x 72	125	92.3	13.7	\$2873
GUTSS472S18LL / RL	18 x 18 x 72	125	102	16.2	\$3038

- All units are handed, 2nd to last character of model number indicates hand (**L** for Left, **R** for Right)
- 12", 15" and 18" wide locker units to be ganged or anchored for compliance with ANSI/BIFMA X5.6 storage standards.

TWO COLUMN LOCKERS, ONE ROW



Full pull doors (P)
Left hand shown



Flat front doors (M or L)
Left hand shown

Two Column Locker, One Row - 35"H

MODEL# DIMENSIONS FREIGHT CLASS WT/LBS. CUBIC FT. LIST PRICE

Metal case with metal doors - full pull

GUTDSF135S24LP / RP	18 x 24 x 35.2	125	73.8	10.6	\$1684
GUTDSF135S30LP / RP	18 x 30 x 35.2	125	89.1	13	\$1777
GUTDSF135S36LP / RP	18 x 36 x 35.2	125	99.9	15.5	\$1869

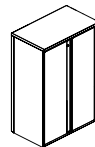
Metal case with metal doors - flat front

GUTDSF135S24LM / RM	18 x 24 x 35.2	125	78.3	10.6	\$1684
GUTDSF135S30LM / RM	18 x 30 x 35.2	125	89.1	13	\$1777
GUTDSF135S36LM / RM	18 x 36 x 35.2	125	99.9	15.5	\$1869

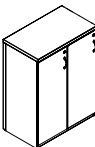
Metal case with laminate doors

GUTDSF135S24LL / RL	18 x 24 x 35.2	125	78.3	10.6	\$1814
GUTDSF135S30LL / RL	18 x 30 x 35.2	125	89.1	13	\$1926
GUTDSF135S36LL / RL	18 x 36 x 35.2	125	99.9	15.5	\$2047

- All units are handed, 2nd to last character of model number indicates hand (**L** for Left, **R** for Right)



Full pull doors (P)
Left hand shown



Flat front doors (M or L)
Left hand shown

Two Column Locker, One Row - 40"H

Metal case with metal doors - full pull

GUTDSF140S24LP / RP	18 x 24 x 40	125	80.5	11.9	\$1737
GUTDSF140S30LP / RP	18 x 30 x 40	125	90.9	14.8	\$1831
GUTDSF140S36LP / RP	18 x 36 x 40	150	101.3	17.6	\$1926

Metal case with metal doors - flat front

GUTDSF140S24LM / RM	18 x 24 x 40	125	80.5	11.9	\$1737
GUTDSF140S30LM / RM	18 x 30 x 40	125	90.9	14.8	\$1831
GUTDSF140S36LM / RM	18 x 36 x 40	150	101.3	17.6	\$1926

Metal case with laminate doors

GUTDSF140S24LL / RL	18 x 24 x 40	125	80.5	11.9	\$1903
GUTDSF140S30LL / RL	18 x 30 x 40	125	90.9	14.8	\$1990
GUTDSF140S36LL / RL	18 x 36 x 40	150	101.3	17.6	\$2130

- All units are handed, 2nd to last character of model number indicates hand (**L** for Left, **R** for Right)

Required Specifications

- Case finish (paint)
- Door front finish (paint or laminate)
- Key/lock
- Handle (M and L models only)

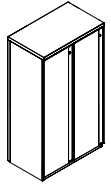
Optional Specifications

- Ventilation (P and M models only)

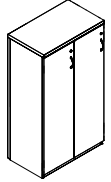
Refer to specification options on page 37 for applicable options and upcharges.

L PRIME LOCKERS

TWO COLUMN LOCKERS, ONE ROW

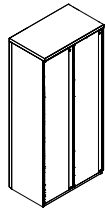


Full pull doors (P)
Left hand shown

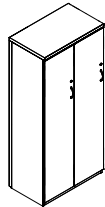


Flat front doors (M or L)
Left hand shown

Two Column Locker, One Row - 54"H



Full pull doors (P)
Left hand shown



Flat front doors (M or L)
Left hand shown

Two Column Locker, One Row - 66"H

MODEL#	DIMENSIONS	FREIGHT CLASS	WT/LBS.	CUBIC FT.	LIST PRICE
--------	------------	---------------	---------	-----------	------------

D x W x H

Metal case with metal doors - full pull

GUTDSF154S24LP / RP	18 x 24 x 53.6	125	107.3	15.9	\$1865
GUTDSF154S30LP / RP	18 x 30 x 53.6	125	121.1	19.6	\$1966
GUTDSF154S36LP / RP	18 x 36 x 53.6	150	135	23.3	\$2067

Metal case with metal doors - flat front

GUTDSF154S24LM / RM	18 x 24 x 53.6	125	107.3	15.9	\$1865
GUTDSF154S30LM / RM	18 x 30 x 53.6	125	121.1	19.6	\$1966
GUTDSF154S36LM / RM	18 x 36 x 53.6	150	135	23.3	\$2067

Metal case with laminate doors

GUTDSF154S24LL / RL	18 x 24 x 53.6	125	107.3	15.9	\$2067
GUTDSF154S30LL / RL	18 x 30 x 53.6	125	121.1	19.6	\$2204
GUTDSF154S36LL / RL	18 x 36 x 53.6	150	135	23.3	\$2345

- All units are handed, 2nd to last character of model number indicates hand (**L** for Left, **R** for Right)

Metal case with metal doors - full pull

GUTDSF166S24LP / RP	18 x 24 x 65.6	125	132	19.3	\$2014
GUTDSF166S30LP / RP	18 x 30 x 65.6	125	149.1	23.9	\$2120
GUTDSF166S36LP / RP	18 x 36 x 65.6	150	166.1	28.4	\$2230

Metal case with metal doors - flat front

GUTDSF166S24LM / RM	18 x 24 x 65.6	125	132	19.3	\$2014
GUTDSF166S30LM / RM	18 x 30 x 65.6	125	149.1	23.9	\$2120
GUTDSF166S36LM / RM	18 x 36 x 65.6	150	166.1	28.4	\$2230

Metal case with laminate doors

GUTDSF166S24LL / RL	18 x 24 x 65.6	125	132	19.3	\$2262
GUTDSF166S30LL / RL	18 x 30 x 65.6	125	149.1	23.9	\$2416
GUTDSF166S36LL / RL	18 x 36 x 65.6	150	166.1	28.4	\$2574

- All units are handed, 2nd to last character of model number indicates hand (**L** for Left, **R** for Right)

Required Specifications

Case finish (paint)
Door front finish (paint or laminate)
Key/lock
Handle (M and L models only)

Optional Specifications

Ventilation (P and M models only)

Refer to specification options on page 37 for applicable options and upcharges.

TWO COLUMN LOCKERS, TWO ROWS

MODEL# DIMENSIONS FREIGHT CLASS WT./LBS. CUBIC FT. LIST PRICE

D x W x H

Metal case with metal doors - full pull

GUTDSF235S24LP/ RP	18 x 24 x 35.2	125	80.1	10.6	\$2072
GUTDSF235S30LP/ RP	18 x 30 x 35.2	125	91.1	13	\$2178
GUTDSF235S36LP/ RP	18 x 36 x 35.2	125	102.1	15.5	\$2294

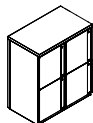
Metal case with metal doors - flat front

GUTDSF235S24LM/ RM	18 x 24 x 35.2	125	80.1	10.6	\$2072
GUTDSF235S30LM / RM	18 x 30 x 35.2	125	91.1	13	\$2178
GUTDSF235S36LM / RM	18 x 36 x 35.2	125	102.1	15.5	\$2294

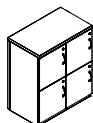
Metal case with laminate doors

GUTDSF235S24LL / RL	18 x 24 x 35.2	125	80.1	10.6	\$2434
GUTDSF235S30LL / RL	18 x 30 x 35.2	125	91.1	13	\$2583
GUTDSF235S36LL / RL	18 x 36 x 35.2	125	102.1	15.5	\$2737

• All units are handed, 2nd to last character of model number indicates hand (**L** for Left, **R** for Right)

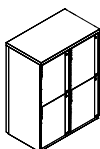


Full pull doors (P)
Left hand shown

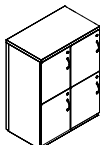


Flat front doors (M or L)
Left hand shown

Two Column Locker, Two Rows - 35"H



Full pull doors (P)
Left hand shown



Flat front doors (M or L)
Left hand shown

Two Column Locker, Two Rows - 40"H

Metal case with metal doors - full pull

GUTDSF240S24LP/ RP	18 x 24 x 40	125	87.6	11.9	\$2205
GUTDSF240S30LP/ RP	18 x 30 x 40	125	99.4	14.8	\$2301
GUTDSF240S36LP/ RP	18 x 36 x 40	125	111.1	17.6	\$2363

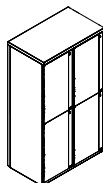
Metal case with metal doors - flat front

GUTDSF240S24LM/ RM	18 x 24 x 40	125	87.6	11.9	\$2205
GUTDSF240S30LM / RM	18 x 30 x 40	125	99.4	14.8	\$2301
GUTDSF240S36LM / RM	18 x 36 x 40	125	111.1	17.6	\$2363

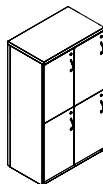
Metal case with laminate doors

GUTDSF240S24LL / RL	18 x 24 x 40	125	87.6	11.9	\$2529
GUTDSF240S30LL / RL	18 x 30 x 40	125	99.4	14.8	\$2700
GUTDSF240S36LL / RL	18 x 36 x 40	125	111.1	17.6	\$2839

• All units are handed, 2nd to last character of model number indicates hand (**L** for Left, **R** for Right)



Full pull doors (P)
Left hand shown



Flat front doors (M or L)
Left hand shown

Two Column Locker, Two Rows - 54"H

Metal case with metal doors - full pull

GUTDSF254S24LP/ RP	18 x 24 x 53.6	125	119.9	15.9	\$2289
GUTDSF254S30LP/ RP	18 x 30 x 53.6	125	136.3	19.6	\$2414
GUTDSF254S36LP/ RP	18 x 36 x 53.6	125	152.7	23.3	\$2538

Metal case with metal doors - flat front

GUTDSF254S24LM/ RM	18 x 24 x 53.6	125	119.9	15.9	\$2289
GUTDSF254S30LM / RM	18 x 30 x 53.6	125	136.3	19.6	\$2414
GUTDSF254S36LM / RM	18 x 36 x 53.6	125	152.7	23.3	\$2538

Metal case with laminate doors

GUTDSF254S24LL / RL	18 x 24 x 53.6	125	119.9	15.9	\$2751
GUTDSF254S30LL / RL	18 x 30 x 53.6	125	136.3	19.6	\$2928
GUTDSF254S36LL / RL	18 x 36 x 53.6	125	152.7	23.3	\$3110

• All units are handed, 2nd to last character of model number indicates hand (**L** for Left, **R** for Right)

Required Specifications

Case finish (paint)
Door front finish (paint or laminate)
Key/lock
Handle (M and L models only)

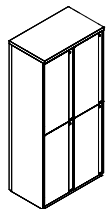
Optional Specifications

Ventilation (P and M models only)

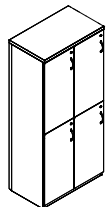
Refer to specification options on page 37 for applicable options and upcharges.

L PRIME LOCKERS

TWO COLUMN LOCKERS, TWO ROWS

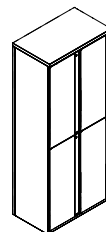


Full pull doors (P)
Left hand shown

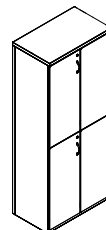


Flat front doors (M or L)
Left hand shown

Two Column Locker, Two Rows - 66"H



Full pull doors (P)
Left hand shown



Flat front doors (M or L)
Left hand shown

Two Column Locker, Two Rows - 72"H

MODEL#	DIMENSIONS	FREIGHT CLASS	WT/LBS.	CUBIC FT.	LIST PRICE
--------	------------	---------------	---------	-----------	------------

D x W x H

Metal case with metal doors - full pull

GUTDSF266S24LP / RP	18 x 24 x 65.6	125	138.6	19.3	\$2723
GUTDSF266S30LP / RP	18 x 30 x 65.6	125	157	23.9	\$2603
GUTDSF266S36LP / RP	18 x 36 x 65.6	125	175.4	28.4	\$3022

Metal case with metal doors - flat front

GUTDSF266S24LM / RM	18 x 24 x 65.6	125	138.6	19.3	\$2723
GUTDSF266S30LM / RM	18 x 30 x 65.6	125	157	23.9	\$2603
GUTDSF266S36LM / RM	18 x 36 x 65.6	125	175.4	28.4	\$3022

Metal case with laminate doors

GUTDSF266S24LL / RL	18 x 24 x 65.6	125	138.6	19.3	\$3091
GUTDSF266S30LL / RL	18 x 30 x 65.6	125	157	23.9	\$3189
GUTDSF266S36LL / RL	18 x 36 x 65.6	125	175.4	28.4	\$3243

- All units are handed, 2nd to last character of model number indicates hand (**L** for Left, **R** for Right)

Metal case with metal doors - full pull

GUTDSF272S24LP / RP	18 x 24 x 72	125	148.6	21.2	\$2534
GUTDSF272S30LP / RP	18 x 30 x 72	125	168.1	26.1	\$2668
GUTDSF272S36LP / RP	18 x 36 x 72	125	187.5	31.1	\$2806

Metal case with metal doors - flat front

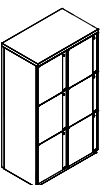
GUTDSF272S24LM / RM	18 x 24 x 72	125	148.6	21.2	\$2534
GUTDSF272S30LM / RM	18 x 30 x 72	125	168.1	26.1	\$2668
GUTDSF272S36LM / RM	18 x 36 x 72	125	187.5	31.1	\$2806

Metal case with laminate doors

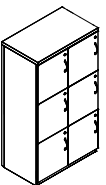
GUTDSF272S24LL / RL	18 x 24 x 72	125	148.6	21.2	\$3082
GUTDSF272S30LL / RL	18 x 30 x 72	125	168.1	26.1	\$3282
GUTDSF272S36LL / RL	18 x 36 x 72	125	187.5	31.1	\$3496

- All units are handed, 2nd to last character of model number indicates hand (**L** for Left, **R** for Right)

TWO COLUMN LOCKERS, THREE ROWS



Full pull doors (P)
Left hand shown



Flat front doors (M or L)
Left hand shown

Two Column Locker, Three Rows - 54"H

MODEL#	DIMENSIONS	FREIGHT CLASS	WT/LBS.	CUBIC FT.	LIST PRICE
--------	------------	---------------	---------	-----------	------------

Metal case with metal doors - full pull

GUTDSF354S24LP / RP	18 x 24 x 53.6	125	107.5	14.2	\$2937
GUTDSF354S30LP / RP	18 x 30 x 53.6	125	121.9	17.6	\$3090
GUTDSF354S36LP / RP	18 x 36 x 53.6	125	136.3	20.9	\$3254

Metal case with metal doors - flat front

GUTDSF354S24LM / RM	18 x 24 x 53.6	125	116.3	15.9	\$2937
GUTDSF354S30LM / RM	18 x 30 x 53.6	125	131.6	19.6	\$3090
GUTDSF354S36LM / RM	18 x 36 x 53.6	125	146.9	23.3	\$3254

Metal case with laminate doors

GUTDSF354S24LL / RL	18 x 24 x 53.6	125	116.3	15.9	\$3346
GUTDSF354S30LL / RL	18 x 30 x 53.6	125	131.6	19.6	\$3461
GUTDSF354S36LL / RL	18 x 36 x 53.6	125	146.9	23.3	\$3676

- All units are handed, 2nd to last character of model number indicates hand (**L** for Left, **R** for Right)

Required Specifications

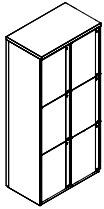
Case finish (paint)
Door front finish (paint or laminate)
Key/lock
Handle (M and L models only)

Optional Specifications

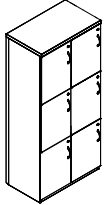
Ventilation (P and M models only)

Refer to specification options on page 37 for applicable options and upcharges.

TWO COLUMN LOCKERS, THREE ROWS

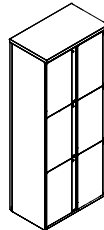


Full pull doors (P)
Left hand shown

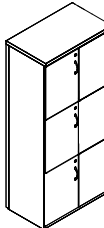


Flat front doors (M or L)
Left hand shown

Two Column Locker, Three Rows - 66"H



Full pull doors (P)
Left hand shown



Flat front doors (M or L)
Left hand shown

Two Column Locker, Three Rows - 72"H

MODEL# DIMENSIONS FREIGHT CLASS WT/LBS. CUBIC FT. LIST PRICE

D x W x H

Metal case with metal doors - full pull

GUTDSF366S24LP / RP	18 x 24 x 65.6	125	135	19.3	\$3167
GUTDSF366S30LP / RP	18 x 30 x 65.6	125	152.4	23.9	\$3337
GUTDSF366S36LP / RP	18 x 36 x 65.6	150	169.6	28.4	\$3505

Metal case with metal doors - flat front

GUTDSF366S24LM / RM	18 x 24 x 65.6	125	135	19.3	\$3167
GUTDSF366S30LM / RM	18 x 30 x 65.6	125	152.4	23.9	\$3337
GUTDSF366S36LM / RM	18 x 36 x 65.6	150	169.6	28.4	\$3505

Metal case with laminate doors

GUTDSF366S24LL / RL	18 x 24 x 65.6	125	135	19.3	\$3537
GUTDSF366S30LL / RL	18 x 30 x 65.6	125	152.4	23.9	\$3762
GUTDSF366S36LL / RL	18 x 36 x 65.6	150	169.6	28.4	\$3891

- All units are handed, 2nd to last character of model number indicates hand (**L** for Left, **R** for Right)

Metal case with metal doors - full pull

GUTDSF372S24LP / RP	18 x 24 x 72	125	161.4	21.2	\$3285
GUTDSF372S30LP / RP	18 x 30 x 72	125	182.2	26.1	\$3455
GUTDSF372S36LP / RP	18 x 36 x 72	125	203	31.1	\$3635

Metal case with metal doors - flat front

GUTDSF372S24LM / RM	18 x 24 x 72	125	161.4	21.2	\$3285
GUTDSF372S30LM / RM	18 x 30 x 72	125	182.2	26.1	\$3455
GUTDSF372S36LM / RM	18 x 36 x 72	125	203	31.1	\$3635

Metal case with laminate doors

GUTDSF372S24LL / RL	18 x 24 x 72	125	161.4	21.2	\$3676
GUTDSF372S30LL / RL	18 x 30 x 72	125	182.2	26.1	\$3914
GUTDSF372S36LL / RL	18 x 36 x 72	125	203	31.1	\$4152

- All units are handed, 2nd to last character of model number indicates hand (**L** for Left, **R** for Right)

Required Specifications

Case finish (paint)
Door front finish (paint or laminate)
Key/lock
Handle (M and L models only)

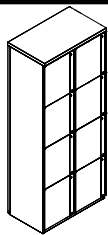
Optional Specifications

Ventilation (P and M models only)

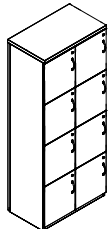
Refer to specification options on page 37 for applicable options and upcharges.

L PRIME LOCKERS

TWO COLUMN LOCKERS, FOUR ROWS



Full pull doors (P)
Left hand shown



Flat front doors (M or L)
Left hand shown

Two Column Locker, Four Rows - 72"H

MODEL#	DIMENSIONS	FREIGHT CLASS	WT/LBS.	CUBIC FT.	LIST PRICE
--------	------------	---------------	---------	-----------	------------

D x W x H

Metal case with metal doors - full pull

GUTDSF472S24LP / RP	18 x 24 x 72	125	151.6	21.2	\$3775
GUTDSF472S30LP / RP	18 x 30 x 72	125	171.3	26.1	\$3975
GUTDSF472S36LP / RP	18 x 36 x 72	125	191	31.1	\$4175

Metal case with metal doors - flat front

GUTDSF472S24LM / RM	18 x 24 x 72	125	151.6	21.2	\$3775
GUTDSF472S30LM / RM	18 x 30 x 72	125	171.3	26.1	\$3975
GUTDSF472S36LM / RM	18 x 36 x 72	125	191	31.1	\$4175

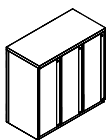
Metal case with laminate doors

GUTDSF472S24LL / RL	18 x 24 x 72	125	151.6	21.2	\$4354
GUTDSF472S30LL / RL	18 x 30 x 72	125	171.3	26.1	\$4636
GUTDSF472S36LL / RL	18 x 36 x 72	125	191	31.1	\$4908

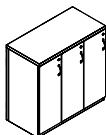
- All units are handed, 2nd to last character of model number indicates hand (**L** for Left, **R** for Right)

THREE COLUMN LOCKERS, ONE ROW

LIST PRICE



Full pull doors (P)
Left hand shown



Flat front doors (M or L)
Left hand shown

Three Column Locker, One Row - 35"H

Metal case with metal doors - full pull

GUTTSF135S36LP / RP	18 x 36 x 35.2	125	114.5	15.5	\$2333
GUTTSF135S42LP / RP	18 x 42 x 35.2	125	125.4	18	\$2447

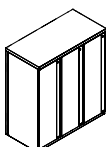
Metal case with metal doors - flat front

GUTTSF135S36LM / RM	18 x 36 x 35.2	125	114.5	15.5	\$2333
GUTTSF135S42LM / RM	18 x 42 x 35.2	125	125.4	18	\$2447

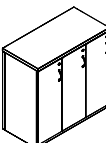
Metal case with laminate doors

GUTTSF135S36LL / RL	18 x 36 x 35.2	125	114.5	15.5	\$3185
GUTTSF135S42LL / RL	18 x 42 x 35.2	125	125.4	18	\$3341

- All units are handed, 2nd to last character of model number indicates hand (**L** for Left, **R** for Right)



Full pull doors (P)
Left hand shown



Flat front doors (M or L)
Left hand shown

Three Column Locker, One Row - 40"H

Metal case with metal doors - full pull

GUTTSF140S36LP / RP	18 x 36 x 40	125	117.7	17.6	\$2406
GUTTSF140S42LP / RP	18 x 42 x 40	125	128.1	20.4	\$2525

Metal case with metal doors - flat front

GUTTSF140S36LM / RM	18 x 36 x 40	125	117.7	17.6	\$2406
GUTTSF140S42LM / RM	18 x 42 x 40	125	128.1	20.4	\$2525

Metal case with laminate doors

GUTTSF140S36LL / RL	18 x 36 x 40	125	117.7	17.6	\$2558
GUTTSF140S42LL / RL	18 x 42 x 40	125	128.1	20.4	\$4028

- All units are handed, 2nd to last character of model number indicates hand (**L** for Left, **R** for Right)

Required Specifications

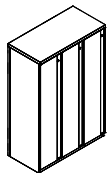
Case finish (paint)
Door front finish (paint or laminate)
Key/lock
Handle (M and L models only)

Optional Specifications

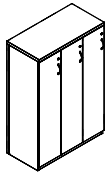
Ventilation (P and M models only)

Refer to specification options on page 37 for applicable options and upcharges.

THREE COLUMN LOCKERS, ONE ROW



Full pull doors (P)
Left hand shown



Flat front doors (M or L)
Left hand shown

Three Column Locker, One Row - 54"H

MODEL# DIMENSIONS FREIGHT CLASS WT./LBS. CUBIC FT. LIST PRICE

D x W x H

Metal case with metal doors - full pull

GUTTSF154S36LP / RP	18 x 36 x 53.6	125	156.6	23.3	\$2797
GUTTSF154S42LP / RP	18 x 42 x 53.6	125	170.5	27	\$2936

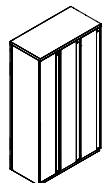
Metal case with metal doors - flat front

GUTTSF154S36LM / RM	18 x 36 x 53.6	125	156.6	23.3	\$2797
GUTTSF154S42LM / RM	18 x 42 x 53.6	125	170.5	27	\$2936

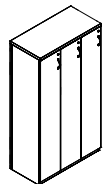
Metal case with laminate doors

GUTTSF154S36LL / RL	18 x 36 x 53.6	125	156.6	23.3	\$3269
GUTTSF154S42LL / RL	18 x 42 x 53.6	125	170.5	27	\$4441

- All units are handed, 2nd to last character of model number indicates hand (**L** for Left, **R** for Right)



Full pull doors (P)
Left hand shown



Flat front doors (M or L)
Left hand shown

Three Column Locker, One Row - 66"H

Metal case with metal doors - full pull

GUTTSF166S36LP / RP	18 x 36 x 65.6	125	192.6	28.4	\$3157
GUTTSF166S42LP / RP	18 x 42 x 65.6	125	209.6	32.9	\$3313

Metal case with metal doors - flat front

GUTTSF166S36LM / RM	18 x 36 x 65.6	125	192.6	28.4	\$3157
GUTTSF166S42LM / RM	18 x 42 x 65.6	125	209.6	32.9	\$3313

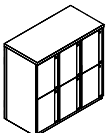
Metal case with laminate doors

GUTTSF166S36LL / RL	18 x 36 x 65.6	125	192.6	28.4	\$3577
GUTTSF166S42LL / RL	18 x 42 x 65.6	125	209.6	32.9	\$4883

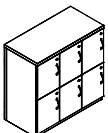
- All units are handed, 2nd to last character of model number indicates hand (**L** for Left, **R** for Right)

THREE COLUMN LOCKERS, TWO ROWS

LIST PRICE



Full pull doors (P)
Left hand shown



Flat front doors (M or L)
Left hand shown

Three Column Locker, Two Rows - 35"H

Metal case with metal doors - full pull

GUTTSF235S36LP / RP	18 x 36 x 35.2	125	117.1	15.5	\$3014
GUTTSF235S42LP / RP	18 x 42 x 35.2	125	128.1	18	\$3162

Metal case with metal doors - flat front

GUTTSF235S36LM / RM	18 x 36 x 35.2	125	117.1	15.5	\$3014
GUTTSF235S42LM / RM	18 x 42 x 35.2	125	128.1	18	\$3162

Metal case with laminate doors

GUTTSF235S36LL / RL	18 x 36 x 35.2	125	117.1	15.5	\$3463
GUTTSF235S42LL / RL	18 x 42 x 35.2	125	128.1	18	\$3635

- All units are handed, 2nd to last character of model number indicates hand (**L** for Left, **R** for Right)

Required Specifications

Case finish (paint)
Door front finish (paint or laminate)
Key/lock
Handle (M and L models only)

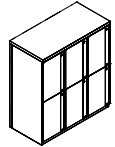
Optional Specifications

Ventilation (P and M models only)

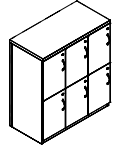
Refer to specification options on page 37 for applicable options and upcharges.

L PRIME LOCKERS

THREE COLUMN LOCKERS, TWO ROWS

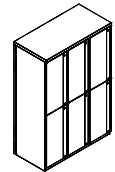


Full pull doors (P)
Left hand shown

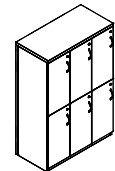


Flat front doors (M or L)
Left hand shown

Three Column Locker, Two Rows - 40"H

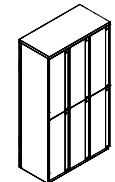


Full pull doors (P)
Left hand shown

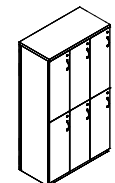


Flat front doors (M or L)
Left hand shown

Three Column Locker, Two Rows - 54"H



Full pull doors (P)
Left hand shown



Flat front doors (M or L)
Left hand shown

Three Column Locker, Two Rows - 66"H

MODEL#	DIMENSIONS	FREIGHT CLASS	WT/LBS.	CUBIC FT.	LIST PRICE
--------	------------	---------------	---------	-----------	------------

D x W x H

Metal case with metal doors - full pull

GUTTSF240S36LP / RP	18 x 36 x 40	125	128	17.6	\$3108
GUTTSF240S42LP / RP	18 x 42 x 40	125	139.8	20.4	\$3385

Metal case with metal doors - flat front

GUTTSF240S36LM / RM	18 x 36 x 40	125	128	17.6	\$3162
GUTTSF240S42LM / RM	18 x 42 x 40	125	139.8	20.4	\$3108

Metal case with laminate doors

GUTTSF240S36LL / RL	18 x 36 x 40	125	128	17.6	\$3594
GUTTSF240S42LL / RL	18 x 42 x 40	125	139.8	20.4	\$3779

- All units are handed, 2nd to last character of model number indicates hand (L for Left, R for Right)

Metal case with metal doors - full pull

GUTTSF254S36LP / RP	18 x 36 x 53.6	125	174.8	23.3	\$3462
GUTTSF254S42LP / RP	18 x 42 x 53.6	125	191.2	27	\$3734

Metal case with metal doors - flat front

GUTTSF254S36LM / RM	18 x 36 x 53.6	125	174.8	23.3	\$3462
GUTTSF254S42LM / RM	18 x 42 x 53.6	125	191.2	27	\$3734

Metal case with laminate doors

GUTTSF254S36LL / RL	18 x 36 x 53.6	125	174.8	23.3	\$3914
GUTTSF254S42LL / RL	18 x 42 x 53.6	125	191.2	27	\$4159

- All units are handed, 2nd to last character of model number indicates hand (L for Left, R for Right)

Metal case with metal doors - full pull

GUTTSF266S36LP / RP	18 x 36 x 65.6	125	202.2	28.4	\$3834
GUTTSF266S42LP / RP	18 x 42 x 65.6	125	220.6	32.9	\$4028

Metal case with metal doors - flat front

GUTTSF266S36LM / RM	18 x 36 x 65.6	125	202.2	28.4	\$3834
GUTTSF266S42LM / RM	18 x 42 x 65.6	125	220.6	32.9	\$4028

Metal case with laminate doors

GUTTSF266S36LL / RL	18 x 36 x 65.6	125	202.2	28.4	\$4386
GUTTSF266S42LL / RL	18 x 42 x 65.6	125	220.6	32.9	\$4545

- All units are handed, 2nd to last character of model number indicates hand (L for Left, R for Right)

Required Specifications

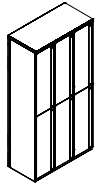
Case finish (paint)
Door front finish (paint or laminate)
Key/lock
Handle (M and L models only)

Optional Specifications

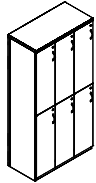
Ventilation (P and M models only)

Refer to specification options on page 37 for applicable options and upcharges.

THREE COLUMN LOCKERS, TWO ROWS



Full pull doors (P)
Left hand shown



Flat front doors (M or L)
Left hand shown

Three Column Locker, Two Rows - 72"H

MODEL# DIMENSIONS FREIGHT CLASS WT/LBS. CUBIC FT. LIST PRICE

D x W x H

Metal case with metal doors - full pull

GUTTSF272S36LP / RP	18 x 36 x 72	125	216.8	31.1	\$3939
GUTTSF272S42LP / RP	18 x 42 x 72	125	236.2	36.1	\$4133

Metal case with metal doors - flat front

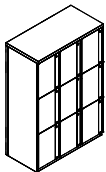
GUTTSF272S36LM / RM	18 x 36 x 72	125	216.8	31.1	\$3939
GUTTSF272S42LM / RM	18 x 42 x 72	125	236.2	36.1	\$4133

Metal case with laminate doors

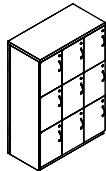
GUTTSF272S36LL / RL	18 x 36 x 72	125	216.8	31.1	\$4498
GUTTSF272S42LL / RL	18 x 42 x 72	125	236.2	36.1	\$4726

- All units are handed, 2nd to last character of model number indicates hand (**L** for Left, **R** for Right)

THREE COLUMN LOCKERS, THREE ROWS



Full pull doors (P)
Left hand shown



Flat front doors (M or L)
Left hand shown

Three Column Locker, Three Rows - 54"H

MODEL# DIMENSIONS FREIGHT CLASS WT/LBS. CUBIC FT. LIST PRICE

Metal case with metal doors - full pull

GUTTSF354S36LP / RP	18 x 36 x 53.6	125	169.8	23.3	\$4182
GUTTSF354S42LP / RP	18 x 42 x 53.6	125	185.1	27	\$4397

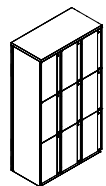
Metal case with metal doors - flat front

GUTTSF354S36LM / RM	18 x 36 x 53.6	125	169.8	23.3	\$4182
GUTTSF354S42LM / RM	18 x 42 x 53.6	125	185.1	27	\$4397

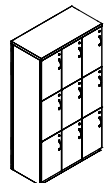
Metal case with laminate doors

GUTTSF354S36LL / RL	18 x 36 x 53.6	125	169.8	23.3	\$4795
GUTTSF354S42LL / RL	18 x 42 x 53.6	125	185.1	27	\$4994

- All units are handed, 2nd to last character of model number indicates hand (**L** for Left, **R** for Right)



Full pull doors (P)
Left hand shown



Flat front doors (M or L)
Left hand shown

Three Column Locker, Three Rows - 66"H

Metal case with metal doors - full pull

GUTTSF366S36LP / RP	18 x 36 x 65.6	125	197.2	28.4	\$4530
GUTTSF366S42LP / RP	18 x 42 x 65.6	125	214.5	32.9	\$4742

Metal case with metal doors - flat front

GUTTSF366S36LM / RM	18 x 36 x 65.6	125	197.2	28.4	\$4728
GUTTSF366S42LM / RM	18 x 42 x 65.6	125	214.5	32.9	\$4742

Metal case with laminate doors

GUTTSF366S36LL / RL	18 x 36 x 65.6	125	197.2	28.4	\$5138
GUTTSF366S42LL / RL	18 x 42 x 65.6	125	214.5	32.9	\$5437

- All units are handed, 2nd to last character of model number indicates hand (**L** for Left, **R** for Right)

Required Specifications

Case finish (paint)
Door front finish (paint or laminate)
Key/lock
Handle (M and L models only)

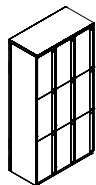
Optional Specifications

Ventilation (P and M models only)

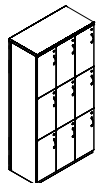
Refer to specification options on page 37 for applicable options and upcharges.

L PRIME LOCKERS

THREE COLUMN LOCKERS, THREE ROWS



Full pull doors (P)
Left hand shown



Flat front doors (M or L)
Left hand shown

Three Column Locker, Three Rows - 72"H

MODEL#	DIMENSIONS	FREIGHT CLASS	WT/LBS.	CUBIC FT.	LIST PRICE
--------	------------	---------------	---------	-----------	------------

D x W x H

Metal case with metal doors - full pull

GUTTSF372S36LP / RP	18 x 36 x 72	125	235.4	31.1	\$4686
GUTTSF372S42LP / RP	18 x 42 x 72	125	257.3	36.1	\$4918

Metal case with metal doors - flat front

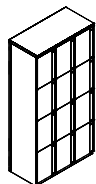
GUTTSF372S36LM / RM	18 x 36 x 72	125	235.4	31.1	\$4686
GUTTSF372S42LM / RM	18 x 42 x 72	125	257.3	36.1	\$4918

Metal case with laminate doors

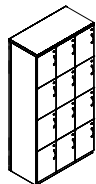
GUTTSF372S36LL / RL	18 x 36 x 72	125	235.4	31.1	\$5385
GUTTSF372S42LL / RL	18 x 42 x 72	125	257.3	36.1	\$5656

- All units are handed, 2nd to last character of model number indicates hand (**L** for Left, **R** for Right)

THREE COLUMN LOCKERS, FOUR ROWS



Full pull doors (P)
Left hand shown



Flat front doors (M or L)
Left hand shown

Three Column Locker, Four Rows - 72"H

MODEL#	DIMENSIONS	FREIGHT CLASS	WT/LBS.	CUBIC FT.	LIST PRICE
--------	------------	---------------	---------	-----------	------------

Metal case with metal doors - full pull

GUTTSF472S36LP / RP	18 x 36 x 72	125	222.4	31.1	\$4722
GUTTSF472S42LP / RP	18 x 42 x 72	125	239.7	36.1	\$4954

Metal case with metal doors - flat front

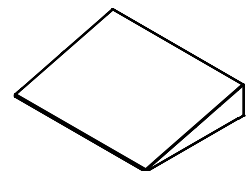
GUTTSF472S36LM / RM	18 x 36 x 72	125	222.4	31.1	\$4722
GUTTSF472S42LM / RM	18 x 42 x 72	125	239.7	36.1	\$4954

Metal case with laminate doors

GUTTSF472S36LL / RL	18 x 36 x 72	125	222.4	31.1	\$5910
GUTTSF472S42LL / RL	18 x 42 x 72	125	239.7	36.1	\$6207

- All units are handed, 2nd to last character of model number indicates hand (**L** for Left, **R** for Right)

LOCKER ANGLED TOP



Angled Top for Lockers - 18"D

MODEL#	DIMENSIONS	FREIGHT CLASS	WT/LBS.	CUBIC FT.	LIST PRICE
--------	------------	---------------	---------	-----------	------------

GUAT1812	18 x 12 x 5	250	3.63	0.99	\$164
GUAT1815	18 x 15 x 5	250	4.27	1.21	\$178
GUAT1818	18 x 18 x 5	250	4.92	1.43	\$179
GUAT1824	18 x 24 x 5	250	6.2	1.87	\$183
GUAT1830	18 x 30 x 5	250	7.49	2.31	\$193
GUAT1836	18 x 36 x 5	250	8.77	2.75	\$199
GUAT1842	18 x 42 x 5	250	10.06	3.19	\$211

Convert standard flat top locker to angled top. Prevents items from being stacked on the top of a locker and makes cleaning easy. Mounted flush with the locker case, excluding the door front. Mounting hardware included, use on lockers with corresponding width and depth as the sloped top.

Required Specifications

Case finish (painted)
Door front finish (painted or laminate)
Key/lock Handle (P and M models only)
Color

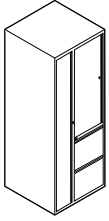
Optional Specifications

Ventilation (P and M models only)

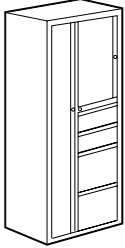
Refer to specification options on page 33 for applicable options and upcharges.

P 9300P PERSONAL TOWERS

9300P SERIES PERSONAL TOWERS



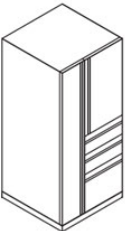
Personal Tower - 2 File Drawers



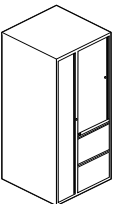
Personal Tower - 2 Box/2 File Drawers



Personal Tower - 3 File Drawers



Personal Tower - 2 Box/1 File Drawers



Personal Tower - 2 File Drawers

MODEL#	DIMENSIONS D x W x H	FREIGHT CLASS	WT/LBS.	CUBIC FT.	LIST PRICE
93PT-2FL	24 x 24 x 65.25	125	160	21.75	\$2436
93PT-2FR	24 x 24 x 65.25	125	160	21.75	\$2436

- Model 93PT-2FL has wardrobe section on the left and file drawers on the right.
- Model 93PT-2FR has wardrobe section on the right and file drawers on the left.

Full looped pulls on all drawers. Includes ventilated 24"D wardrobe section, locker compartment and 2 file drawers. Locker compartment includes 1 shelf. Locking.

93PT-2B2FL	24 x 24 x 65.25	125	170	21.75	\$2436
93PT-2B2FR	24 x 24 x 65.25	125	170	21.75	\$2436

- Model 93PT-2B2FL has wardrobe section on the left and file drawers on the right.
- Model 93PT-2B2FR has wardrobe section on the right and file drawers on the left.

Full looped pulls on all drawers. Includes ventilated 24"D wardrobe section, locker compartment and 2 box and 2 file drawers. Locker compartment includes 2 shelves. Locking.

93PT-3FL	24 x 24 x 65.25	125	165	21.75	\$2436
93PT-3FR	24 x 24 x 65.25	125	165	21.75	\$2436

- Model 93PT-3FL has wardrobe section on the left and file drawers on the right.
- Model 93PT-3FR has wardrobe section on the right and file drawers on the left.

Full looped pulls on all drawers. Includes ventilated 24"D wardrobe section, locker compartment and 3 file drawers. Locker compartment includes 2 shelves. Locking.

93PT4-2BFL	24 x 24 x 54	125	135	18	\$2356
93PT4-2BFR	24 x 24 x 54	125	135	18	\$2356

- Model 93PT4-2BFL has wardrobe section on the left and file drawers on the right.
- Model 93PT4-2BFR has wardrobe section on the right and file drawers on the left.

Full looped pulls on all drawers. Includes ventilated 24"D wardrobe section, locker compartment and 2 file drawers. Locker compartment includes 1 shelf. Locking.

93PT4-2FL	24 x 24 x 54	125	132	18	\$2356
93PT4-2FR	24 x 24 x 54	125	132	18	\$2356

- Model 93PT4-2FL has wardrobe section on the left and file drawers on the right.
- Model 93PT4-2FR has wardrobe section on the right and file drawers on the left.

Full looped pulls on all drawers. Includes ventilated 24"D wardrobe section, locker compartment and 2 file drawers. Locker compartment includes 1 shelf. Locking.

Required Specifications

Metal finish

PRIME SERIES PERSONAL TOWERS

MODEL# DIMENSIONS FREIGHT CLASS WT/LBS. CUBIC FT. LIST PRICE

D x W x H

50"H

GUSLF4G24BCPL	24 x 24 x 49.6	100	176.71	19.23	\$2543
GUSLF4G24BCPR	24 x 24 x 49.6	100	176.71	19.23	\$2543

54"H

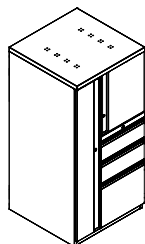
GUSLF4H24BCPL	24 x 24 x 53.6	100	181.63	19.83	\$2543
GUSLF4H24BCPR	24 x 24 x 53.6	100	181.63	19.83	\$2543

66"H

GUSLF5024BCPL	24 x 24 x 65.6	100	204.52	25.25	\$2622
GUSLF5024BCPR	24 x 24 x 65.6	100	204.52	25.25	\$2622

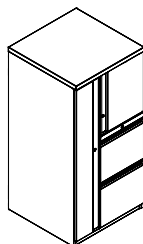
- GUSLFxx24BCPL models have wardrobe on the **left** and file drawers on the **right**
- GUSLFxx24BCPR models have wardrobe on the **right** and file drawers on the **left**

Wardrobe section includes top shelf and coat bar. Hinged door compartment of 50"H and 54"H includes one adjustable shelf; 66"H includes two adjustable shelves. Wardrobe section includes top perforations for ventilation. Three locks included - wardrobe door, hinged door shelving compartment and drawers. Ships assembled in one carton.



Left Shown

Personal Tower - Box/Box/File



Left Shown

Personal Tower - File/File

50"H

GUSLF4G24FCPL	24 x 24 x 49.6	100	181.05	19.23	\$2543
GUSLF4G24FCPR	24 x 24 x 49.6	100	181.05	19.23	\$2543

54"H

GUSLF4H24FCPL	24 x 24 x 53.6	100	186.43	19.83	\$2543
GUSLF4H24FCPR	24 x 24 x 53.6	100	186.43	19.83	\$2543

66"H

GUSLF5024FCPL	24 x 24 x 65.6	100	231.53	25.25	\$2622
GUSLF5024FCPR	24 x 24 x 65.6	100	231.53	25.25	\$2622

- GUSLFxx24FCPL models have wardrobe on the **left** and file drawers on the **right**
- GUSLFxx24FCPR models have wardrobe on the **right** and file drawers on the **left**

Wardrobe section includes top shelf and coat bar. Hinged door compartment of 50"H and 54"H includes one adjustable shelf; 66"H includes two adjustable open shelves. Wardrobe section includes top perforations for ventilation. Three locks included - wardrobe door, hinged door shelving compartment and drawers. Ships assembled in one carton.

50"H

GUSLS4G2424BOPL	24 x 24 x 49.6	100	186.18	19.23	\$3213
GUSLS4G2424BOPR	24 x 24 x 49.6	100	186.18	19.23	\$3213

54"H

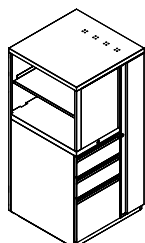
GUSLS4H2424BOPL	24 x 24 x 53.6	100	186.91	19.83	\$3231
GUSLS4H2424BOPR	24 x 24 x 53.6	100	186.91	19.83	\$3231

66"H

GUSLS502424BOPL	24 x 24 x 65.6	100	236.34	25.25	\$3288
GUSLS502424BOPR	24 x 24 x 65.6	100	236.34	25.25	\$3288

- GUSLFxx24BOPL models have wardrobe on the **left** and file drawers on the **right**
- GUSLFxx24BOPR models have wardrobe on the **right** and file drawers on the **left**

Wardrobe section includes top shelf and coat bar. 50"H and 54"H include open side shelf with one adjustable shelf; 66"H includes open side shelf with two adjustable shelves. Wardrobe section includes top perforations for ventilation. Two locks included - wardrobe door and drawers. Ships assembled one carton.



Right Shown

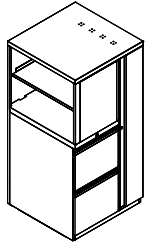
Personal Tower - Open Side Shelves/Box/Box/File

Required Specifications

Metal finish

P PRIME PERSONAL TOWERS

PRIME - PERSONAL TOWERS



Right Shown

**Personal Tower -
Open Side Shelves/File/File***

MODEL#	DIMENSIONS	FREIGHT CLASS	WT/LBS.	CUBIC FT.	LIST PRICE
--------	------------	---------------	---------	-----------	------------

D x W x H

50"H

GUSLS4G2424FOPL	24 x 24 x 49.6	100	179.54	19.23	\$3213
GUSLS4G2424FOPR	24 x 24 x 49.6	100	179.54	19.23	\$3213

54"H

GUSLS4H2424FOPL	24 x 24 x 53.6	100	180.26	19.83	\$3231
GUSLS4H2424FOPR	24 x 24 x 53.6	100	180.26	19.83	\$3231

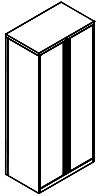
66"H

GUSLS502424FOPL	24 x 24 x 65.6	100	232.55	25.25	\$3288
GUSLS502424FOPR	24 x 24 x 65.6	100	232.55	25.25	\$3288

- GUSLSxx2424FOPL models have wardrobe on the **left** and file drawers on the **right**
- GUSLSxx2424FOPR models have wardrobe on the **right** and file drawers on the **left**

Wardrobe section includes top shelf and coat bar. 50"H and 54"H include open side shelf with one adjustable shelf; 66"H includes open side shelf with two adjustable shelves. Wardrobe section includes top perforations for ventilation. Two locks included - wardrobe door and drawers. Ships assembled one carton.

PRIME - WARDROBE CABINETS



Wardrobe Cabinet - 66"H

MODEL#	DIMENSIONS	FREIGHT CLASS	WT/LBS.	CUBIC FT.	LIST PRICE
--------	------------	---------------	---------	-----------	------------

GUWC51C1830P	18 x 30 x 65.6	150	125.26	23.85	\$1694
GUWC51C1836P	18 x 36 x 65.6	150	164.97	28.4	\$2143
GUWC51C1842P	18 x 42 x 65.6	150	180.59	32.94	\$2369

30"W includes full width shelf and side-to-side coat rod. 36" and 42"W are split with shelving on left side, wardrobe on the other. Locking. Ships assembled one carton.

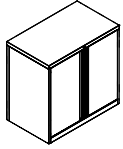
Required Specifications

Metal finish

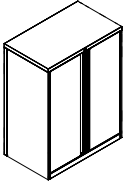
Optional Specifications

Counterweight (W2)*

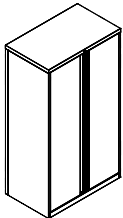
PRIME SERIES STORAGE



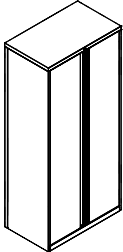
Storage Cabinet - 2 high
Worksurface supporting



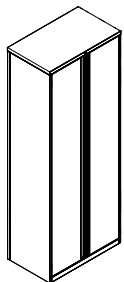
Storage Cabinet - 3 high



Storage Cabinet - 4 high



Storage Cabinet - 5 high



Storage Cabinet - 6 high

MODEL# DIMENSIONS FREIGHT CLASS WT/LBS. CUBIC FT. LIST PRICE

D x W x H

GUSC21G1830P	18 x 30 x 28	125	75.08	10.5	\$1050
GUSC21G1836P	18 x 36 x 28	125	86.48	12.5	\$1114
GUSC21G1842P	18 x 42 x 28	125	95.78	14.5	\$1284

One adjustable shelf and one fixed bottom shelf. Locking. Ships assembled in one carton.

GUSC31G1830P	18 x 30 x 39.2	125	96.69	14.5	\$1281
GUSC31G1836P	18 x 36 x 39.2	125	111.59	17.2	\$1430
GUSC31G1842P	18 x 42 x 39.2	125	124.49	20	\$1583

Two adjustable shelves and one fixed bottom shelf. Locking. Ships assembled in one carton

GUSC41H1830P	18 x 30 x 53.6	125	120.17	19.6	\$1583
GUSC41H1836P	18 x 36 x 53.6	150	138.27	23.3	\$1768
GUSC41H1842P	18 x 42 x 53.6	150	154.37	27	\$1956

Three adjustable shelves and one fixed bottom shelf. Locking. Ships assembled in one carton.

GUSC51C1830P	18 x 30 x 65.6	150	138.5	23.9	\$1768
GUSC51C1836P	18 x 36 x 65.6	150	160.4	28.4	\$1993
GUSC51C1842P	18 x 42 x 65.6	150	180.4	32.9	\$2220

Four adjustable shelves and one fixed bottom shelf. Locking. Ships assembled in one carton.

GUSC61G1830P	18 x 30 x 77.6	150	161.59	28.1	\$2369
GUSC61G1836P	18 x 36 x 77.6	150	186.49	33.5	\$2634
GUSC61G1842P	18 x 42 x 77.6	150	209.29	38.8	\$2896

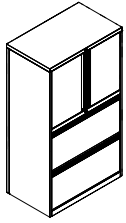
Five adjustable shelves and one fixed bottom shelf. Locking. Ships assembled in one carton.

Required Specifications

Metal finish

S PRIME STORAGE

PRIME SERIES MULTI-STOR

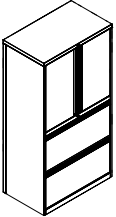


Multi-Stor Cabinet, 49.6\"/>

MODEL#	DIMENSIONS D x W x H	FREIGHT CLASS	WT/LBS.	CUBIC FT.	LIST PRICE
GUCC41G1830P	18 x 30 x 49.6	100	149.96	18.2	\$2310
GUCC41G1836P	18 x 36 x 49.6	125	172.96	21.96	\$2594
GUCC41G1842P	18 x 42 x 49.6	125	195.36	25.1	\$2798

Multi-stor cabinet includes hinged door upper section with one adjustable shelf and two fixed front file drawers below. Locking. Ships assembled in one carton.

- Add **\$181** for counterweight (**W2**)
- Add **\$272** for individually locking drawers (**KID**)

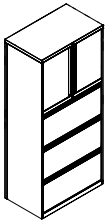


Multi-Stor Cabinet, 53.6\"/>

GUCC41H1830P	18 x 30 x 53.6	125	154.54	19.6	\$2332
GUCC41H1836P	18 x 36 x 53.6	125	178.54	23.3	\$2408
GUCC41H1842P	18 x 42 x 53.6	125	202.04	27	\$2558

Multi-stor cabinet includes hinged door upper section with one adjustable shelf and two fixed front file drawers below. Locking. Ships assembled in one carton.

- Add **\$181** for counterweight (**W2**)
- Add **\$272** for individually locking drawers (**KID**)



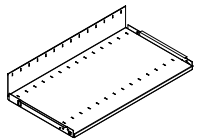
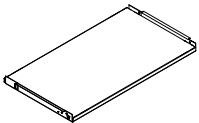
Multi-Stor Cabinet, 65.6\"/>

GUCC51C1830P	18 x 30 x 65.6	125	188.5	23.9	\$2969
GUCC51C1836P	18 x 36 x 65.6	125	216.9	28.4	\$3007
GUCC51C1842P	18 x 42 x 65.6	125	245.5	32.9	\$3158

Multi-stor cabinet includes hinged door upper section with one adjustable shelf and three fixed front file drawers below. Locking. Ships assembled in one carton.

- Add **\$147** for counterweight (**W2**)
- Add **\$548** for individually locking drawers (**KID**)

PRIME SERIES STORAGE ACCESSORIES



Extra Cabinet Shelf

MODEL#	DIMENSIONS	FREIGHT CLASS	WT/LBS.	CUBIC FT.	LIST PRICE
Non-slotted shelf					
GUSA011830	16 x 28.4 x 0.8	70	7.2	0.4	\$73
GUSA011836	16 x 34.4 x 0.8	70	8.4	0.5	\$82
GUSA011842	16 x 40.4 x 0.8	70	9.5	0.6	\$86
Slotted shelf					
GUSA021830	16 x 28.4 x 0.8	150	8.2	1.8	\$86
GUSA021836	16 x 34.4 x 0.8	150	9.6	2.2	\$100
GUSA021842	16 x 40.4 x 0.8	150	10.8	2.6	\$106

Shelves can be accommodated in GUSC and GUCC cabinets to corresponding widths.

Required Specifications

Metal finish
Key/lock*

Optional Specifications

Counterweight (W2)*
Individually locking drawers (KID)*

Accessories

Extra or replacement keys or keys + core available