

**Filing + Storage**

Effective July 14, 2025 – USA

Revised April 1, 2026



PRICE LIST  
**filing + storage**



# think global

## THE GLOBAL EDGE

### ERGONOMICS IN THE OFFICE

- One stop shopping for a full range of office furniture.
- Seating, desks, tables, files, modular furniture, panels and accessories.
- Ergonomics, competitive pricing and built-in value.

### STRENGTH AND STABILITY

- Established in 1966.
- One of North America's largest office furniture manufacturers.
- Manufacturing and showrooms worldwide.

### QUICK SHIP - INSTOCK

- Hundreds of products in stock for immediate delivery.

### STRONG LOCAL REPRESENTATION

- Service and expert advice where you are, when you need it!

### MANUFACTURING CAPABILITY

- Vertical integration ensures "start to finish" control.
- Ongoing research and investment in new, innovative production technology.

### QUALITY ASSURANCE

- Quality Assurance Program is qualified by C.G.S.B. ISO9001 standards.
- On-site furniture testing facility.
- Product and components are tested to ANSI/BIFMA standards.

### ENVIRONMENTAL COMMITMENT

- Continuous development of "earth friendly" programs.
- One of the first molded foam manufacturers to create ozone-friendly, CFC and HFC-free processes.
- Seat and back pans are made from recyclable plastics and wood waste, enabling little waste and cost effective products.

## SYMBOL IDENTIFICATION



Global's Certified Products are in compliance with the stringent emission guidelines set by the GREENGUARD Environmental Institute and include all Upholstered Seating. To obtain a GREENGUARD Certificate for any product, please go to the product page on our website [www.globalfurnituregroup.com](http://www.globalfurnituregroup.com) and click on "View GREENGUARD Certificate".



level™ certification, based on the ANSI/BIFMA e3-2012 furniture sustainability standard, sets furniture manufacturers on a path toward greater sustainability over time. Based on environmental and social criteria set forth in the standard, a product's entire supply chain is assessed.

Certification assessment includes an evaluation of specific corporate policies and guidelines and an assessment of associated company manufacturing facilities. Products must meet quantifiable milestones of environmental and social performance at every step of development.

The quantitative assessment addresses four categories: material use, energy and atmosphere impacts, human and ecosystem health and social responsibility.

Manufacturers earn points in each of the four categories. The level™ brand and its numeric rating of 1, 2 or 3 indicate what threshold of certification a product has achieved. level™ 3 is the highest rating.



# TABLE OF CONTENTS

## FILING + STORAGE

1900 Pedestals.....	10
1900 Lateral Files.....	18
1900 Towers.....	58
9300 Bookshelves.....	69
9300 Lateral Files.....	22
9300 Pedestals.....	12
9300 Storage.....	63
9300 Towers.....	60
File Buddy.....	35
Lateral File Tops.....	33
Prime Lateral Files.....	29
Prime Lockers.....	36
Prime Pedestals.....	16
Prime Personal Towers.....	61
Prime Storage Cabinets.....	67
Vertical Files.....	70

## REFERENCE

<b>Key List Form</b> .....	3
<b>Special Color Request Form</b> .....	82
<b>Terms + Conditions</b> .....	86
<b>Textiles + Finishes</b> .....	80
<b>Warranty</b> .....	88

**Global Key List Form**

Applicable on all Metal Filing and Storage Products (401-550)

Order#: \_\_\_\_\_ Date: \_\_\_\_\_ PO#: \_\_\_\_\_

Internal Truck#: \_\_\_\_\_

KEY#	SETS REQUIRED	KEY#	SETS REQUIRED	KEY#	SETS REQUIRED	KEY#	SETS REQUIRED	KEY#	SETS REQUIRED
401		431		461		491		521	
402		432		462		492		522	
403		433		463		493		523	
404		434		464		494		524	
405		435		465		495		525	
406		436		466		496		526	
407		437		467		497		527	
408		438		468		498		528	
409		439		469		499		529	
410		440		470		500		530	
411		441		471		501		531	
412		442		472		502		532	
413		443		473		503		533	
414		444		474		504		534	
415		445		475		505		535	
416		446		476		506		536	
417		447		477		507		537	
418		448		478		508		538	
419		449		479		509		539	
420		450		480		510		540	
421		451		481		511		541	
422		452		482		512		542	
423		453		483		513		543	
424		454		484		514		544	
425		455		485		515		545	
426		456		486		516		546	
427		457		487		517		547	
428		458		488		518		548	
429		459		489		519		549	
430		460		490		520		550	
401-430=		431-460 =		461-490 =		491-520 =		521-550 =	
									<b>TOTAL</b>



Global's wide variety of lateral files can satisfy every price point and individual style. Choose from center or full pulls, fixed or receding drawer fronts, various size drawer openings and a range of colors to coordinate with any office.

### Prime Series

Premium products preconfigured to suit your needs. Features fixed front or receding doors with full integrated pulls and fully welded case construction to deliver superior strength and clean aesthetics. Select configurations available with extra large openings to accommodate binders as well as posting shelves. Premium steel construction with full extension ball bearing suspension system on all drawers. Drawers accommodate legal or letter file sizes in front-to-back or side-to-side orientation. Interlock systems allow only one drawer to open at a time. Anti-bounce back safety features prevent drawers from sliding open.

### 1900P Series

Features an angled full pull and smooth, seamless welded corners. Counterweight is standard on 2, 3 and 4 high models. Fixed front drawers. Drawers are 12" high.

### 9300 Series


Features a center pull and seamless welded corners to provide lasting strength and durability. Available with both fixed or receding doors.

### 9300P Series


Features a looped full pull for convenient opening and upscale appearance. Smooth, seamless welded corners provide lasting strength and durability. Available with both fixed or receding doors.

### Features and Benefits

- Standard locks with removable cores for keying alike
- Standard lock bars on both sides of cabinet provide increased security
- Positive interlocking system prevents tipping by allowing only one drawer to open at a time
- Full extension ball bearing suspensions
- Select openings are large enough to accommodate standard 3-ring binders
- Side-to-side hanging file bars included for filing letter or legal size documents
- Standard leveling glides ensure drawers are easy to open
- Earth friendly electrostatically applied coating protects the environment and provides a durable finish
- Available in a range of colors, including special paint finishes - see Notes for details



Core removable cam locks are standard



Coordinating laminate file tops available in all Global laminate finishes.



Flexible folder storage

**DESIGN AND CONSTRUCTION FEATURES OF 1900P, 9300, 9300P FILES**

- **THE LETTER "P" IN THE MODEL NUMBER DESIGNATES FULL PULL MODELS.** All other models have recessed center pulls.
- An earth friendly electrostatically applied coating protects the environment and provides a durable finish.
- Internal steel corner gussets increase strength and rigidity.
- Case construction combines spot and mig welding for greater durability. Top cap stiffener included for added strength.
- Indents on cabinet sides show ganging locations
- Standard locks have removable cores for keying alike or later modification in your office. *Master keys and core keys are available; please contact your Global customer care representative.*
- **STANDARD LOCK BARS ARE ON BOTH SIDES OF CABINET PROVIDING INCREASED SECURITY.**
- Positive interlocking system is integrated into each suspension allowing only one drawer to be opened at a time.
- Full extension ball bearing suspensions with built-in feature to prevent drawer bounce back and creepage.
- "B" OPENINGS (with receding doors) will accommodate letter, legal and A4 hanging folders, plus STANDARD THREE RING BINDERS.
- "B" OPENINGS (with fixed drawer fronts) will accommodate letter, legal and A4 hanging folders, plus EDP SUSPENDED DATA BINDERS.
- "L" OPENINGS (with receding doors or fixed drawer fronts) will accommodate letter, legal or A4 hanging file folders.
- 12.25" Opening on 1900P Series
- Receding doors slide easily into cabinet.
- Pull-out shelves have a rolled front edge. Fixed shelves (custom order only) have a flat front edge for easier material retrieval.
- **Interior drawer parts and all accessories** are EFC (environmentally friendly color - a variable charcoal-like color as a result of the use of recycled finishing materials).
- Side-to-side hanging file bars are included in standard configurations and are fully assembled. These can be positioned for letter or legal materials.
- Four adjustable leveling glides are easily accessible from inside the cabinet to assist in quick and proper installation.
- For environmental certifications, please visit [globalfurnituregroup.com](http://globalfurnituregroup.com)
- Lifetime Warranty. (See Terms and Conditions)
- Counterweights must be specified on lateral files with pull out drawers, unless worksurface supporting, ganged together or anchored to the floor or wall.

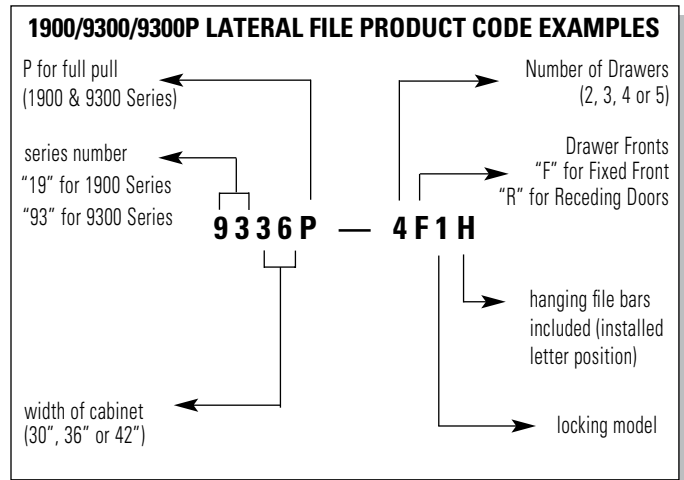
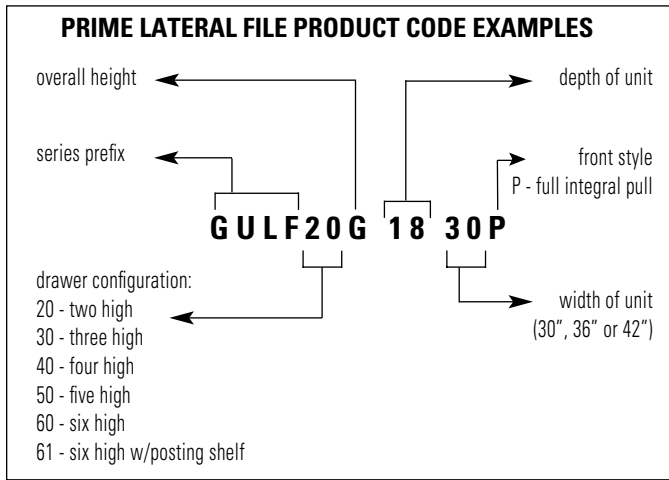
\***Counterweights are standard on 2, 3 and 4 high 1900P Models**

**DESIGN AND CONSTRUCTION FEATURES OF PRIME FILES**

- **THE LETTER "P" IN THE MODEL NUMBER DESIGNATES FULL PULL MODELS.**
- An earth friendly electrostatically applied coating protects the environment and provides a durable finish.
- Master keys and core keys are available; please contact your Global customer care representative.
- Five lateral file drawer configurations are available: two-high, three-high, four-high, five-high and six-high, all available in three height options (with the exception of the six-high cabinet which is available in letter-height only).
- **STANDARD LOCK BARS ARE ON BOTH SIDES OF CABINET PROVIDING INCREASED SECURITY.**
- A patented interlocking system prevents more than one drawer opening at a time to guard against tipping.
- An optional, fully-retractable posting shelf is available for five- and six-high lateral file cabinets to provide a convenient ledge.
- All drawer heights are based on a 1.6" module (the size of the posting shelf), then 3.2", 4.8", 6.4" to up to 16".
- The interior construction of the case permits drawer reconfiguration or retrofit at any time.
- Full extension ball bearing suspension with built-in feature to prevent drawer bounce back and creepage.
- 14.4"H Openings (with receding doors) will accommodate letter, legal and A4 hanging folders, plus STANDARD THREE RING BINDERS.
- 13.6"H Openings (with fixed drawer fronts) will accommodate letter, legal and A4 hanging folders, plus EDP SUSPENDED DATA BINDERS.
- 11.2"H Openings (with receding doors or fixed drawer fronts) will accommodate letter, legal or A4 hanging file folders.
- **DRAWER FRONTS HAVE A WELDED REINFORCEMENT CHANNEL FOR ADDITIONAL STRENGTH.**
- Four adjustable leveling glides are easily accessible from inside the cabinet to assist in quick and proper installation.
- Label holders are included with full pull fronts to clearly identify the contents of each drawer.
- All lateral file accessories are Grey, except for the divider plates and EDP adapters are Black.
- Side-to-side hanging file bars permit hanging letter-, legal- or metric-size files in side-to-side arrangements
- Front-to-back file bars permit hanging letter-, legal- or metric-size files in a front-to-back arrangement. They are shipped in packages of two.
- **Counterweights are required for all cabinets with pull-out drawers and cabinets not located directly under a worksurface.**
- For environmental certifications, please visit [globalfurnituregroup.com](http://globalfurnituregroup.com)
- Lifetime Warranty. (See Terms and Conditions)

# F LATERAL FILES - NOTES

LATERAL FILE SERIES	1900P	9300	9300P	PRIME
<b>CONSTRUCTION</b>				
Top stiffener bar	•	•	•	•
Welded corner gussets for increased strength	•	•	•	integrated
Central locking system, with core removable cam locks included	•	•	•	•
Leveling glides (accessible from inside cabinet)	•	•	•	•
Counterweights (recommended for 2, 3 + 4 drawers)	<b>Included</b> on 2, 3 + 4 drawers	optional	optional	optional
Lifetime Warranty (see terms + conditions)	•	•	•	•
<b>DRAWERS / SHELVES</b>				
Drawer interlocking system	•	•	•	•
3-stage anti-bounceback suspension	•	•	•	•
Side to side file bars, pre-installed (for letter + legal)	•	•	•	•
Front-to-back file bars	optional	optional	optional	optional
Fixed front drawers	available	available	available	available
Receding doors, fixed shelves		available	available	available
Fully receding doors (select models)			•	•
Slotted, pull-out shelves with rolled edge	•	•	•	•
Plate dividers - full height drawers	optional	optional	optional	optional
Plate dividers - half height drawers				optional
Posting shelf (restrictions apply) Not available on an all cabinets		-	-	optional
Integrated center pull		•		
Integrated full pull	•		•	•
Integrated label holder		•	•	•
Recommended compatible pedestal	1900	9300	9300P	Prime
<b>DRAWER HEIGHTS</b>				
Standard drawer heights (exterior) B = Big drawer L = Little drawer	12-1/4"	B - 13-5/16" L - 11-3/16"	B - 13-5/16" L - 11-3/16"	as noted
Ring binder storage		•	•	restrictions apply
<b>SIZES / DIMENSIONS</b>				
Depth	19 ¼"	18"	18"	18"
Widths	30", 36", 42"	30", 36", 42"	30", 36", 42"	30", 36", 42"
Height - 1 ½ drawer				21"
Height - 2 drawer	27-5/32"	27-1/8"	27-1/8"	varies
Height - 3 drawer	39-17/32"	40 ½"	40 ½"	varies
Height - 4 drawer	51-29/32"	54"	54"	varies
Height - 5 drawer	66-13/32"	65 ¼"	65 ¼"	varies
Height - 6 drawer				varies



## IMPORTANT ORDERING INFORMATION

- Hanging file bars (accessory model - HBF) are included with standard products. When ordering custom drawer configurations hanging file bars (HBF) must be ordered for each drawer.
- Factory installed counterweight is recommended for use in 30", 36" & 42" wide 2, 3, 4 & 5 drawer freestanding lateral files, counter weight option requires specifier selection.
- The following page describes the accessories needed to optimize various filing configurations.

### SPECIFICATIONS

- Specifications marked with an \* are applicable to only those products which have the \* symbol beside the product name.

## STANDARD PAINT FINISHES

Black (BLK)	Bone (BNE)	Business Grey (BGR)	Charcoal (CHR)	Claret (CLT)
Desert Putty (DPT)	Designer White (DWT)	Fog (FOG)	Grey (GRY)	Ice (ICE)
Ivory (IVR)	Light Grey (LGR)	Metro (MET)	Moss (MOS)	Navy (NVY)
Nevada (NEV)	Oyster (OYS)	Silver (SIL)	Sky (SKY)	Stone (STN)
Storm Grey (SGR)	Tahiti Sand (TSA)	Taupe (TPE)	Tungsten (TUN)*	Willow (WIL)

*\* 10% upcharge applies to 1900, 9300/9300P series*

## TEXTURED PAINT FINISHES

Black Coffee (BKC)	Blizzard (BZD)	Dark Chocolate (DCH)	Mocha (MCH)	Stonedust (SDT)
--------------------	----------------	----------------------	-------------	-----------------

## SPECIAL PAINT FINISHES

- All special order colors must use **one** uniform color per series (example: 9300 series laterals). Quantities of 1 to 10 add 10%; 11 or more are **no upcharge**.
- Mica and Metallic finishes add 10% upcharge.
- Special white finishes add 10% upcharge.
- Tungsten finish, add 10% upcharge.
- ALL NON-STANDARD FINISHES MUST BE APPROVED BY GLOBAL BEFORE ANY ORDER WILL BE ACCEPTED. LONGER LEAD TIMES WILL APPLY.
- Thumb latches and handles limited to colors listed above. You must choose closest or contrasting color at the time of order for custom finishes.

## TWO TONE OPTION

- File casing will be one color, drawers and door fronts will be painted a second color.
- Available on Metal Lateral Files, Storage Cabinets and Pedestals.
- Choose any of Global's standard or textured finishes
- Vertical files are NOT available with this option at this time.
- 10% upcharge applies

## LOCKS - 1900P/9300/9300P SERIES

- Available as standard with random numbers, or with optional key alike or specified key numbers. Specify with key numbers W401 to W559. No upcharge. Where applicable.

## LOCKS - PRIME SERIES

- Lock options include factory installed lock cores with random key number assignment
- Option to select specific key number, specify range from 401 - 550
- Option to select individually keyed drawers - upcharge varies by size of cabinet (refer to build it or electronic catalogues), decreases interior height clearance by 0.5" per drawer

## COUNTERWEIGHTS
















- To meet BIFMA standards for freestanding applications, counterweights are required. Must be factory installed

30" wide	9300/P Upcharge	36" wide	9300/P Upcharge	42" wide	9300/P Upcharge	Prime Upcharge
2H	\$251	2H	\$251	2H	\$251	\$263
3H	\$219	3H	\$219	3H	\$219	\$228
4H	\$185	4H	\$185	4H	\$185	\$194
5H	\$151	5H	\$151	5H	\$151	\$158
6H	n/a	6H	n/a	6H	n/a	\$158

## PRIME, 9300, 9300P INTERIOR CLEAR OPENING WIDTH DIMENSIONS & FILING CAPACITIES

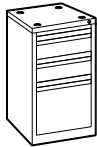
30" WIDE CABINETS      26 5/8"      36" WIDE CABINETS      32 5/8"      42" WIDE CABINETS      38 5/8"

Lateral files afford flexibility in filing configuration. Choose the best option based on materials to be filed and convenience for the user.  
**Additional hanging folder supports or conversion kits may be necessary to achieve your desired drawer configuration.**

	Letter	Legal	EDP
<p><b>30" Wide Units</b> side-to-side</p> <p>GULFA01 side-to-side file bars are included in standard product.</p>	 <p>Capacity - 26 5/8"</p>	 <p>Capacity - 26 5/8"</p>	 <p>Capacity - 26 5/8"  <b>Need ONE pair of EDPs.</b></p>
	<p><b>30" Wide Units</b> front-to-back</p> <p><b>Not Standard</b> See chart to order the correct number of GULFA0718 per drawer.</p>  <p>Prime - 30 1/2" 9300 &amp; 9300P - 31 1/2" <b>Need ONE pair of GULFA01 &amp; GULFA0718</b> <i>Not recommended for "L" openings with receding doors and roll-out shelves</i></p>	 <p>Prime - 15 1/4" + 10" side space 9300 &amp; 9300P - 26 5/8" <b>Need ONE pair of GULFA01 &amp; GULFA0718</b> <i>Not recommended for "L" openings with receding doors and roll-out shelves</i></p>	<p>NOT AVAILABLE</p>
<p><b>36" Wide Units</b> side-to-side</p> <p>GULFA02 side-to-side file bars are included in standard product.</p>	 <p>Capacity - 32 5/8"</p>	 <p>Capacity - 32 5/8"</p>	 <p>Capacity - 32 5/8"  <b>Need ONE pair EDPs.</b></p>
	<p><b>36" Wide Units</b> front-to-back</p> <p><b>Not Standard</b> See chart to order the correct number of GULFA0718 per drawer.</p>  <p>Prime - 30 1/2" + 6 1/2" side space 9300 &amp; 9300P - 31 1/2" <b>Need ONE pair of GULFA02 &amp; GULFA0718</b> <i>Not recommended for "L" openings with receding doors and roll-out shelves</i></p>	 <p>Prime - 30 1/2" 9300 &amp; 9300P - 31 1/2" <b>Need ONE pair of GULFA02 &amp; GULFA0718</b> <i>Not recommended for "L" openings with receding doors and roll-out shelves</i></p>	<p>NOT AVAILABLE</p>
<p><b>42" Wide Units</b> side-to-side</p> <p>GULFA03 side-to-side file bars are included in standard product.</p>	 <p>Capacity - 38 5/8"</p>	 <p>Capacity - 38 5/8"</p>	 <p>Capacity - 38 5/8"  <b>Need ONE pair EDPs.</b></p>
	<p><b>42" Wide Units</b> front-to-back</p> <p><b>Not Standard</b> See chart to order the correct number of GULFA0718 per drawer.</p>  <p>Prime - 45 3/4" 9300 &amp; 9300P - 47 1/4" <b>Need TWO pairs of GULFA03 &amp; GULFA0718</b> <i>Not recommended for "L" openings with receding doors and roll-out shelves</i></p>	 <p>Prime - 30 1/2" + 6 1/2" side space 9300 &amp; 9300P - 40 1/8" <b>Need TWO pairs of GULFA03 &amp; GULFA0718</b> <i>Not recommended for "L" openings with receding doors and roll-out shelves</i></p>	<p>NOT AVAILABLE</p>

# P 1900P PEDESTALS

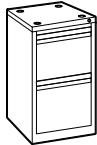
## 1900 SERIES



**Box, Box & File Pedestal**

MODEL#	DIMENSIONS D x W x H	FREIGHT CLASS	WT/LBS.	CUBIC FT.	LIST PRICE
19WP19BBF	18.62 x 15 x 27.62	125	45	6	<b>\$543</b>
19WP23BBF	22.62 x 15 x 27.62	125	50	7.20	<b>\$559</b>
19WP29BBF	28.62 x 15 x 27.62	150	50	8.90	<b>\$629</b>

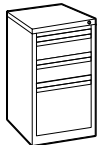
Two box and one file drawer pedestal. To be used under worksurface. Locking. Box drawer includes pencil tray. Angled full pull.



**File/File Pedestal**

19WP19FF	18.62 x 15 x 27.62	125	42	6	<b>\$543</b>
19WP23FF	22.62 x 15 x 27.62	125	47	7.20	<b>\$559</b>
19WP29FF	28.62 x 15 x 27.62	125	55	8.90	<b>\$629</b>

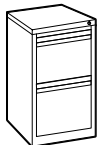
Two file drawer pedestal. To be used under worksurface. Locking. Angled full pull.



**Box, Box & File Pedestal - finished top**

19FP19BBF	18.62 x 15 x 27.62	100	53	6	<b>\$559</b>
19FP23BBF	22.62 x 15 x 27.62	100	59	7.2	<b>\$577</b>
19FP29BBF	29.62 x 15 x 27.62	125	71	8.9	<b>\$647</b>

Two box and one file drawer pedestal. Freestanding. Locking. Box drawer includes pencil tray. Counterweight is standard. Angled full pull.

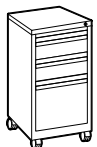


**File/File Pedestal - finished top**

19FP19FF	18.62 x 15 x 27.62	100	51	6	<b>\$559</b>
19FP23FF	22.62 x 15 x 27.62	125	56	7.20	<b>\$577</b>
19FP29FF	29.62 x 15 x 27.62	125	68	8.90	<b>\$647</b>

Two file drawer pedestal. Freestanding. Locking. Counterweight is standard. Angled full pull.

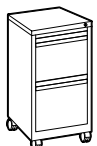
## 1900P MOBILE PEDESTALS



**Box, Box & File Pedestal - Mobile**

MODEL#	DIMENSIONS	FREIGHT CLASS	WT/LBS.	CUBIC FT.	LIST PRICE
19MP19BBF	18.62 x 15 x 27.85	100	61	4.5	<b>\$689</b>
19MP23BBF	22.62 x 15 x 27.85	125	67	5.5	<b>\$732</b>

Two box and one file drawer pedestal. Locking. Includes casters already attached. Box drawer includes pencil tray.



**File/File Pedestal - Mobile**

19MP19FF	18.62 x 15 x 27.85	100	59	4.5	<b>\$689</b>
19MP23FF	22.62 x 15 x 27.85	125	64	5.5	<b>\$732</b>

Two file drawer pedestal. Locking. Includes casters already attached.

**Required Specifications**  
Metal finish


**Optional Specifications**

**Accessories**  
Front to back file bars

1900P MOBILE PEDESTALS



Hanging Bars and Clips



Box/File Pedestal\*

MODEL#	DIMENSIONS	FREIGHT CLASS	WT./LBS.	CUBIC FT.	LIST PRICE
--------	------------	---------------	----------	-----------	------------

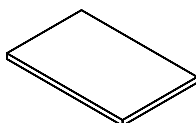
	D x W x H				
PEDHFB	--		0.5	1	\$32

For 1900 series Pedestals.

19MCP19BFNC	18.62 x 15.13 x 23	92.5	54	5	\$697
19MCP23BFNC	22.62 x 15.13 x 23	100	58	6	\$732

One box and one file drawer pedestal. Freestanding. Locking. 23 1/8" high. Angled full pull. Box drawer includes pencil tray.

CUSHIONS FOR 1900P MOBILE PEDESTALS



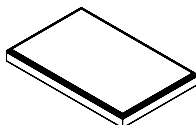
Cushions for 1900P Box/File Pedestal

MODEL#	DIMENSIONS	FREIGHT CLASS	WT./LBS.	CUBIC FT.	GR. 1	GR. 2	GR. 3	GR. 4
--------	------------	---------------	----------	-----------	-------	-------	-------	-------

CUSH-15X18-5/8X1	15 x 18.5 x 1	150	4	0.75	\$175	\$206	\$227	\$260
CUSH-15X22-5/8X1	15 x 22.5 x 1	150	5	0.90	\$196	\$227	\$248	\$281

For models 19MCP19BFNC and 19MCP23BFNC ONLY. 1" thick single stitched cushions. Available in all standard Global seating fabrics. Attached with supplied Velcro fasteners.

- Cannot be used on standard mobile box/box/file, file/file or box/file pedestals



Cushions for 1900P Box/File Pedestal

CUSH-15X18-5/8X2	15 x 18.5 x 2	125	5	0.75	\$194	\$225	\$246	\$279
CUSH-15X22-5/8X2	15 x 22.68 x 2	125	6	0.90	\$218	\$258	\$287	\$330

For models 19MCP19BFNC and 19MCP23BFNC ONLY. 2" thick single stitched cushions. Available in all standard Global seating fabrics. Attached with supplied Velcro fasteners.

- Cannot be used on standard mobile box/box/file, file/file or box/file pedestals

Required Specifications

Metal finish  
Fabric (cushions)

Optional Specifications

Cushion\*

Accessories

Front to back file bars

# P 9300 PEDESTALS

## 9300 PEDESTALS - FREESTANDING



**Box/File Pedestal - Freestanding**

MODEL#	DIMENSIONS D x W x H	FREIGHT CLASS	WT/LBS.	CUBIC FT.	LIST PRICE
93FP19BFC	19 x 15 x 21.31	100	50	5.1	<b>\$549</b>
93FP23BFC	23 x 15 x 21.31	100	55	6	<b>\$560</b>
93FP29BFC	29 x 15 x 21.31	100	64	7.5	<b>\$576</b>

One box and one file drawer pedestal. Freestanding, counterweight included. All drawers locking. Box drawer includes pencil tray.



**Box/Box/File Pedestal - Freestanding**

93FP19BBFC	19 x 15 x 27.875	100	55	6.5	<b>\$630</b>
93FP23BBFC	23 x 15 x 27.875	100	68	7.7	<b>\$642</b>
93FP29BBFC	29 x 15 x 27.875	100	78	9.6	<b>\$655</b>

Two box and one file drawer pedestal. Freestanding, counterweight included. All drawers locking. Top box drawer includes pencil tray.



**File/File Pedestal - Freestanding**

93FP19FFC	19 x 15 x 27.875	100	53	6.5	<b>\$622</b>
93FP23FFC	23 x 15 x 27.875	125	60	7.7	<b>\$635</b>
93FP29FFC	29 x 15 x 27.875	125	70	9.6	<b>\$649</b>

Two file drawer pedestal. Freestanding, counterweight included. All drawers locking.

## 9300 PEDESTALS - WORKSURFACE SUPPORTING



**Box/Box/File Pedestal - Worksurface Supporting**

93WP19BBFC	19 x 15 x 27.875	100	55	6.5	<b>\$630</b>
93WP23BBFC	23 x 15 x 27.875	100	68	7.7	<b>\$642</b>
93WP29BBFC	29 x 15 x 27.875	100	78	9.6	<b>\$655</b>

Two box and one file drawer pedestal. Worksurface supporting, includes mounting holes in top. All drawers locking. Top box drawer includes pencil tray.



**File/File Pedestal - Worksurface Supporting**

93WP19FFC	19 x 15 x 27.875	100	53	6.5	<b>\$622</b>
93WP23FFC	23 x 15 x 27.875	125	60	7.7	<b>\$635</b>
93WP29FFC	29 x 15 x 27.875	125	70	9.6	<b>\$649</b>

Two file drawer pedestal. Worksurface supporting, includes mounting holes in top. All drawers locking.

### Required Specifications

Paint finish

**9300 PEDESTALS - MOBILE**



**Mobile Box/File Pedestal**

MODEL#	DIMENSIONS D x W x H	FREIGHT CLASS	WT/LBS.	CUBIC FT.	LIST PRICE
93MP19BFC	19 x 15 x 21.875	85	66	5.2	<b>\$638</b>
93MP23BFC	23 x 15 x 21.875	92.5	72	6.2	<b>\$651</b>
93MP29BFC	29 x 15 x 21.875	85	92	7.6	<b>\$664</b>

One box and one file drawer mobile pedestal. Casters preinstalled (non-locking). Counterweight included. All drawers locking. Box drawer includes pencil tray. **Cannot be used as guest seating.**



**Mobile Box/Box/File Pedestal**

93MP19BBFC	19 x 15 x 27.94	92.5	76	6.5	<b>\$718</b>
93MP23BBFC	23 x 15 x 27.94	92.5	85	7.7	<b>\$731</b>
93MP29BBFC	29 x 15 x 27.94	100	94	9.6	<b>\$744</b>

Two box and one file drawer mobile pedestal. Casters preinstalled (non-locking). Counterweight included. All drawers locking. Top box drawer includes pencil tray. **Cannot be used as guest seating.**



**Mobile File/File Pedestal**

93MP19FFC	19 x 15 x 27.94	92.5	73	6.5	<b>\$711</b>
93MP23FFC	23 x 15 x 27.94	85	81	6.5	<b>\$724</b>
93MP29FFC	29 x 15 x 27.94	100	90	9.6	<b>\$737</b>

Two file drawer mobile pedestal. Casters preinstalled (non-locking). Counterweight included. All drawers locking. **Cannot be used as guest seating.**

**Required Specifications**

Paint finish

# P 9300P PEDESTALS

## 9300P PEDESTALS - FREESTANDING



**Box/File Pedestal - Freestanding**

MODEL#	DIMENSIONS D x W x H	FREIGHT CLASS	WT/LBS.	CUBIC FT.	LIST PRICE
93FP19BFP	19 x 15 x 21.31	100	50	5.1	<b>\$512</b>
93FP23BFP	23 x 15 x 21.31	100	55	6	<b>\$523</b>
93FP29BFP	29 x 15 x 21.31	100	64	7.5	<b>\$538</b>

One box and one file drawer pedestal with full pull design. Freestanding, counterweight included. All drawers locking. Box drawer includes pencil tray.



**Box/Box/File Pedestal - Freestanding**

93FP19BBFP	19 x 15 x 27.875	100	55	6.5	<b>\$577</b>
93FP23BBFP	23 x 15 x 27.875	100	68	7.7	<b>\$590</b>
93FP29BBFP	29 x 15 x 27.875	100	78	9.6	<b>\$603</b>

Two box and one file drawer pedestal with full pull design. Freestanding, counterweight included. All drawers locking. Top box drawer includes pencil tray.



**File/File Pedestal - Freestanding**

93FP19FFP	19 x 15 x 27.875	100	53	6.5	<b>\$577</b>
93FP23FFP	23 x 15 x 27.875	125	60	7.7	<b>\$590</b>
93FP29FFP	29 x 15 x 27.875	125	70	9.6	<b>\$603</b>

Two file drawer pedestal with full pull design. Freestanding, counterweight included. All drawers locking.

## 9300P PEDESTALS - WORKSURFACE SUPPORTING



**Box/Box/File Pedestal - Worksurface Supporting**

93WP19BBFP	19 x 15 x 27.875	100	55	6.5	<b>\$577</b>
93WP23BBFP	23 x 15 x 27.875	100	68	7.7	<b>\$590</b>
93WP29BBFP	29 x 15 x 27.875	100	78	9.6	<b>\$603</b>

Two box and one file drawer pedestal with full pull design. Worksurface supporting, includes mounting holes in top. All drawers locking. Top box drawer includes pencil tray.



**File/File Pedestal - Worksurface Supporting**

93WP19FFP	19 x 15 x 27.875	100	53	6.5	<b>\$577</b>
93WP23FFP	23 x 15 x 27.875	125	60	7.7	<b>\$590</b>
93WP29FFP	29 x 15 x 27.875	125	70	9.6	<b>\$603</b>

Two file drawer pedestal with full pull design. Worksurface supporting, includes mounting holes in top. All drawers locking.

### Required Specifications

Paint finish

9300P PEDESTALS - MOBILE



**Mobile Box/File Pedestal**

MODEL#	DIMENSIONS D x W x H	FREIGHT CLASS	WT/LBS.	CUBIC FT.	LIST PRICE
93MP19BFP	19 x 15 x 21.875	85	66	5.2	<b>\$601</b>
93MP23BFP	23 x 15 x 21.875	92.5	72	6.2	<b>\$614</b>
93MP29BFP	29 x 15 x 21.875	85	92	7.6	<b>\$626</b>

One box and one file drawer mobile pedestal with full pull design. Casters preinstalled (non-locking). Counterweight included. All drawers locking. Box drawer includes pencil tray. **Cannot be used as guest seating.**



**Mobile Box/Box/File Pedestal**

93MP19BBFP	19 x 15 x 27.94	92.5	76	6.5	<b>\$665</b>
93MP23BBFP	23 x 15 x 27.94	92.5	85	7.7	<b>\$678</b>
93MP29BBFP	29 x 15 x 27.94	100	94	9.6	<b>\$691</b>

Two box and one file drawer mobile pedestal with full pull design. Casters preinstalled (non-locking). Counterweight included. All drawers locking. Top box drawer includes pencil tray. **Cannot be used as guest seating.**



**Mobile File/File Pedestal**

93MP19FFP	19 x 15 x 27.94	92.5	73	6.5	<b>\$665</b>
93MP23FFP	23 x 15 x 27.94	92.5	81	7.7	<b>\$678</b>
93MP29FFP	29 x 15 x 27.94	100	90	9.6	<b>\$691</b>

Two file drawer mobile pedestal with full pull design. Casters preinstalled (non-locking). Counterweight included. All drawers locking. **Cannot be used as guest seating.**



**Mobile Box/File Pedestal\***

93MCP-19BFNC	19 x 15 x 23.875	92.5	60	5.2	<b>\$755</b>
93MCP-23BFNC	23 x 15 x 23.875	92.5	65	6.2	<b>\$797</b>

Includes one box and one file drawer with full pull design. Box drawer includes pencil tray. Locking. Fits under any worksurface. Cushions ordered separately:

- For model 93MCP-19BFNC, use CUSHION-15X19X1 (1" thick cushion) or CUSHION-15X19X2 (2" thick cushion).
- For model 93MCP-23BFNC, use CUSHION-15X23X1 (1" thick cushion) or CUSHION-15X23X2 (2" thick cushion).

**Required Specifications**

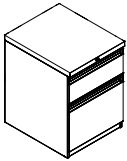
Paint finish

**Accessories**

Cushion\*

# P PRIME PEDESTALS

## PRIME FREESTANDING PEDESTALS

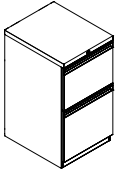


**Box/File Pedestal\***

MODEL#	DIMENSIONS D x W x H	FREIGHT CLASS	WT/LBS.	CUBIC FT.	LIST PRICE
GUPFOBF18P	18 x 15 x 20.8	85	52.4	4.2	<b>\$606</b>
GUPFOBF22P	22 x 15 x 20.8	92.5	58.8	5	<b>\$615</b>
GUPFOBF28P	28 x 15 x 20.8	92.5	68.7	6.3	<b>\$744</b>

One box and one file drawer; locking pedestal. Pencil tray included in box drawer. Ships assembled one carton.

- Specify **(NN)** for no counterweight, **(W1)** for casters and counterweight, add **\$218**, or **(W2)** for counterweight, add **\$155**.
- When casters + counterweight option is selected, casters add 0.5" in height to the unit.

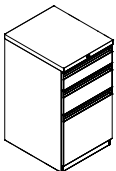


**File/File Pedestal\***

GUPFOFG18P	18 x 15 x 28.2	92.5	58.8	5.5	<b>\$624</b>
GUPFOFG22P	22 x 15 x 28.2	100	65.26	6.6	<b>\$634</b>
GUPFOFG28P	28 x 15 x 28.2	100	75.12	8.3	<b>\$761</b>

Two file drawer, locking pedestal. Top file drawer 11.2"H (interior 10.6"H); bottom file drawer 13.6"H (interior 12.5"H). When worksurface supporting option selected, unit includes pre-drilled top holes for attaching. Ships assembled one carton.

- When worksurface supporting option (1) is selected, specify **(NN)** for no counterweight or **(W2)** for counterweight, add **\$155**.
- When no worksurface support option (2) is selected, specify **(NN)** for no counterweight, **(W1)** for casters and counterweight, add **\$218** or **(W2)** for counterweight only, add **\$155**.
- When casters + counterweight option is selected, casters add 0.5" in height to the unit.



**Box/Box/File Pedestal\***

GUPFSBG18P	18 x 15 x 28.2	85	67.5	5.5	<b>\$624</b>
GUPFSBG22P	22 x 15 x 28.2	92.5	75	6.6	<b>\$634</b>
GUPFSBG28P	28 x 15 x 28.2	92.5	86.8	8.3	<b>\$761</b>

Two box + one file drawer, locking pedestal. Top box drawer 4.8"H; middle box drawer 6.4"H; bottom file drawer 13.6"H (interior 12.5"H). Pencil tray included top box drawer. When worksurface supporting option selected, unit includes pre-drilled top holes for attaching. Ships assembled one carton.

- When worksurface supporting option (1) is selected, specify **(NN)** for no counterweight or **(W2)** for counterweight, add **\$155**.
- When no worksurface support option (2) is selected, specify **(NN)** for no counterweight, **(W1)** for casters and counterweight, add **\$218** or **(W2)** for counterweight only, add **\$155**.
- When casters + counterweight option is selected, casters add 0.5" in height to the unit.


## PRIME MOBILE PEDESTALS



**Mobile Box/File Pedestal**

MODEL#	DIMENSIONS	FREIGHT CLASS	WT/LBS.	CUBIC FT.	LIST PRICE
GUPWOBF18P	18 x 15 x 23.3	70	73.5	4.6	<b>\$921</b>
GUPWOBF22P	22 x 15 x 23.3	85	79.1	5.6	<b>\$929</b>
GUPWOBF28P	28 x 15 x 23.3	85	87.7	7	<b>\$1059</b>

One box and one file drawer; locking mobile pedestal. Pencil tray included in box drawer. 60mm casters, two locking/two non-locking. Ships assembled one carton.



**Mobile Box/Box/File Pedestal**

GUPWSSF18P	18 x 15 x 26.5	70	82.9	5.2	<b>\$865</b>
GUPWSSF22P	22 x 15 x 26.5	85	89.3	6.3	<b>\$871</b>
GUPWSSF28P	28 x 15 x 26.5	85	99.2	7.9	<b>\$1002</b>

Two box + one file drawer, locking mobile pedestal. Box drawers 4.8"H; bottom file drawer 13.6"H (interior 12.5"H). Pencil tray included top box drawer. 60mm casters, two locking/two non-locking. Ships assembled one carton.

### Required Specifications

Paint finish

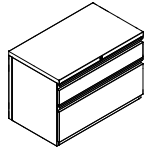
### Optional Specifications

Casters + Counterweight (W1)\*  
Counterweight (W2)\*

### Accessories

Extra or replacement keys, or keys + core available

**PRIME - STRETCH PEDESTAL**



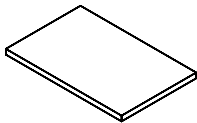
**1 1/2 H Box/File stretch pedestal\***

MODEL#	DIMENSIONS	FREIGHT CLASS	WT/LBS.	CUBIC FT.	GR.1	GR. 2	GR. 3	GR. 4
<b>D x W x H</b>								
GULPSOBF1830P	18 x 30 x 21	85	119.96	8	<b>\$1138</b>			
GULPSOBF1836P	18 x 36 x 21	85	129.86	9.5	<b>\$1184</b>			
GULPSOBF1842P	18 x 42 x 21	85	165.45	11.1	<b>\$1219</b>			

Fixed front drawers, top box drawer front 6.4"H (interior 5.2"H) bottom file drawer front 11.2"H (interior 10.8"H). Locking. Side to side hanging bars included. Ships assembled in one carton.

- Add **\$342** for counterweight (**W2**)
- Add **\$292** for individually locking drawers (**KID**)

**CUSHIONS FOR MOBILE PEDESTALS**

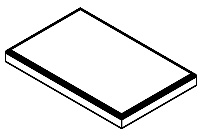


**Cushions for Mobile Box/File Pedestals**

MODEL#	DIMENSIONS	FREIGHT CLASS	WT/LBS.	CUBIC FT.	GR.1	GR. 2	GR. 3	GR. 4
CUSHION-15X18X1	15 x 18 x 1	150	5	1	<b>\$175</b>	<b>\$206</b>	<b>\$227</b>	<b>\$260</b>
CUSHION-15X19X1	15 x 19 x 1	150	5	1	<b>\$175</b>	<b>\$206</b>	<b>\$227</b>	<b>\$260</b>
CUSHION-15X22X1	15 x 22 x 1	150	5	1	<b>\$196</b>	<b>\$227</b>	<b>\$248</b>	<b>\$281</b>
CUSHION-15X23X1	15 x 23 x 1	150	5	1	<b>\$196</b>	<b>\$227</b>	<b>\$248</b>	<b>\$281</b>
CUSHION-15X28X1	15 x 28 x 1	150	5	1	<b>\$259</b>	<b>\$299</b>	<b>\$329</b>	<b>\$372</b>
CUSHION-15X29X1	15 x 29 x 1	150	5	1	<b>\$259</b>	<b>\$299</b>	<b>\$329</b>	<b>\$372</b>

**For seating pedestals.** 1" thick single stitched cushions. Available in all standard Global seating fabrics. Attached with supplied Velcro fasteners.

- **Cushions are for use on box/file mobile pedestals with 60mm casters only.**



**Cushions for Mobile Box/File Pedestals**

CUSHION-15X18X2	15 x 18 x 2	150	5	1	<b>\$194</b>	<b>\$225</b>	<b>\$246</b>	<b>\$279</b>
CUSHION-15X19X2	15 x 19 x 2	150	5	1	<b>\$194</b>	<b>\$225</b>	<b>\$246</b>	<b>\$279</b>
CUSHION-15X22X2	15 x 22 x 2	150	5	1	<b>\$218</b>	<b>\$247</b>	<b>\$270</b>	<b>\$303</b>
CUSHION-15X23X2	15 x 23 x 2	150	5	1	<b>\$218</b>	<b>\$247</b>	<b>\$270</b>	<b>\$303</b>
CUSHION-15X28X2	15 x 28 x 2	150	5	1	<b>\$284</b>	<b>\$325</b>	<b>\$355</b>	<b>\$398</b>
CUSHION-15X29X2	15 x 29 x 2	150	5	1	<b>\$284</b>	<b>\$325</b>	<b>\$355</b>	<b>\$398</b>

**For seating pedestals.** 2" thick single stitched cushions. Cushion features a waterfall edge on the front and back. Available in all standard Global seating fabrics. Attached with supplied Velcro fasteners.

- **Cushions are for use on box/file mobile pedestals with 60mm casters only.**

**Required Specifications**

Paint finish\*  
Fabric (cushions)

**Optional Specifications**

Casters + Counterweight (W1)\*  
Counterweight (W2)\*

**Accessories**

Extra or replacement keys, or keys + core available

# L 1900P LATERAL FILES

1900P SERIES

MODEL#

DIMENSIONS

FREIGHT CLASS

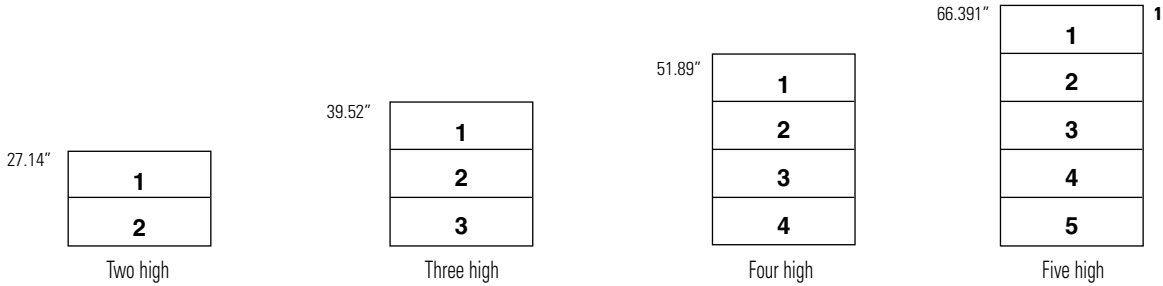
WT./LBS.

CUBIC FT.

LIST PRICE

D x W x H

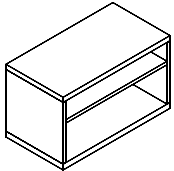
This series not available with binder openings. THE POSITION OF OPENINGS CAN NOT BE MODIFIED FROM THE PICTURE AS SHOWN



\*Five Drawer Model - Top door is standard as receding door.

## INTERIOR LATERAL FILE OPENINGS

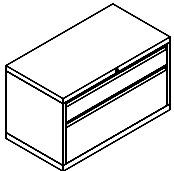
Drawer - Height 11 1/4"    Drawer - Depth 15 3/4"    Fixed Shelf - Depth 15 3/16"



1 1/2 h Storage Cabinet

1930-1XSND	19.25 x 30 x 21.1875	150	46.13	9.79	<b>\$570</b>
1936-1XSND	19.25 x 36 x 21.1875	150	52.88	11.60	<b>\$654</b>
1942-1XSND	19.25 x 42 x 21.1875	150	58.5	13.41	<b>\$743</b>

12" and 6" open shelves.

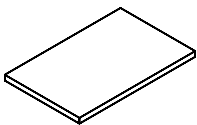


1 1/2 h Storage Cabinet w/File drawer and half height drawer

1930P-1X1FH	19.25 x 30 x 21.1875	85	121.5	9.79	<b>\$1134</b>
1936P-1X1FH	19.25 x 36 x 21.1875	92.5	132	11.60	<b>\$1219</b>
1942P-1X1FH	19.25 x 42 x 21.1875	92.5	151.5	13.41	<b>\$1305</b>

12" fixed front lateral file drawer and 6" half height drawer. Locking.

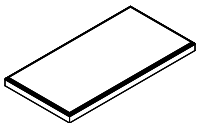
## CUSHIONS FOR MOBILE PEDESTALS



Lateral File Cushion\*

MODEL#	DIMENSIONS	FREIGHT CLASS	WT./LBS.	CUBIC FT.	GR.1	GR. 2	GR. 3	GR. 4
CUSH19-25X30X1	19.25 x 30 x 1	125	7	1.60	<b>\$316</b>	<b>\$362</b>	<b>\$390</b>	<b>\$440</b>
CUSH19-25X36X1	19.25 x 36 x 1	150	7	1.60	<b>\$326</b>	<b>\$369</b>	<b>\$402</b>	<b>\$448</b>
CUSH19-25X42X1	19.25 x 42 x 1	250	4	1.60	<b>\$337</b>	<b>\$383</b>	<b>\$413</b>	<b>\$462</b>

1" thick single stitched cushions for lateral files. Rectilinear design on all sides. Available in all standard Global seating fabrics. Attached with supplied Velcro fasteners.



Lateral File Cushion

CUSH19-25X30X2	19.25 x 30 x 2	125	8	1.30	<b>\$353</b>	<b>\$394</b>	<b>\$427</b>	<b>\$475</b>
CUSH19-25X36X2	19.25 x 36 x 2	150	7	1.60	<b>\$361</b>	<b>\$407</b>	<b>\$435</b>	<b>\$485</b>
CUSH19-25X42X2	19.25 x 42 x 2	150	7	1.60	<b>\$373</b>	<b>\$416</b>	<b>\$446</b>	<b>\$495</b>

2" thick single stitched cushions for lateral files. Waterfall edge on front and back. Available in all standard Global seating fabrics. Attached with supplied Velcro fasteners.

### Required Specifications

Metal finish  
Fabric\*

### Optional Specifications

Counterweight


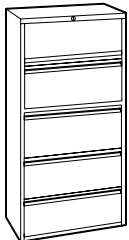
### Accessories

Front to Back File Bars  
Plate Dividers

**1900P SERIES**

**2 Drawer Lateral File**

**Mobile Lateral File Kit**

**3 Drawer Lateral File**

**4 Drawer Lateral File**

**5 Drawer Lateral File**

MODEL#	DIMENSIONS	FREIGHT CLASS	WT/LBS.	CUBIC FT.	LIST PRICE
--------	------------	---------------	---------	-----------	------------

**D x W x H**

1930P-2F12	19.25 x 30 x 27.35	100	115	13	<b>\$951</b>
1936P-2F12	19.25 x 36 x 27.35	100	134	15	<b>\$1035</b>
1942P-2F12	19.25 x 42 x 27.35	125	143	18	<b>\$1124</b>

Counterweight is standard. Two fixed front drawers. Side-to-side hanging file bars included.

- Drawers are 12.25" high.
- **File cannot be used to store standard three ring binders.**

19-MLK	20 x 30-36 x 3.875	125	6	1	<b>\$334</b>
--------	--------------------	-----	---	---	--------------

Attaches beneath 1900 series 2-drawer lateral file to create a mobile lateral file. **\*\*\*FOR USE UNDER 1930P-2F12, 1936P-2F12, 1930P-1X1FH AND 1936P-1X1FH ONLY\*\*\*. Black paint only.**

- **Cannot be used on 1942P-2F12 lateral files or any other 18"d lateral files**

1930P-3F12	19.25 x 30 x 39.52	125	145	18	<b>\$1219</b>
1936P-3F12	19.25 x 36 x 39.52	125	161	22	<b>\$1305</b>
1942P-3F12	19.25 x 42 x 39.52	125	168	25	<b>\$1393</b>

- **File cannot be used to store standard three ring binders.**
- Drawers are 12.25" high.

Counterweight is standard. Three fixed front drawers. Side-to-side hanging file bars included.

1930P-4F12	19.25 x 30 x 51.89	125	169	24	<b>\$1558</b>
1936P-4F12	19.25 x 36 x 51.89	125	189	28	<b>\$1644</b>
1942P-4F12	19.25 x 42 x 51.89	150	202	32	<b>\$1731</b>

- **File cannot be used to store standard three ring binders.**
- Drawers are 12.25" high.

Counterweight is standard. Four fixed front drawers. Side-to-side hanging file bars included.

- Posting shelf option NOT available

1930P-5F12	19.25 x 30 x 66.39	125	198	29	<b>\$1861</b>
1936P-5F12	19.25 x 36 x 66.39	150	218	35	<b>\$1947</b>
1942P-5F12	19.25 x 42 x 66.39	150	242	40	<b>\$2000</b>

- **File cannot be used to store standard three ring binders.**
- Drawers are 12.25" high.

*No counterweight.* Four fixed front drawers plus top drawer with receding door and roll-out shelf. Side-to-side hanging file bars included.

- Posting shelf option NOT available
- Product meets ANSI/BIFMA stability requirements without counterweights.

**Required Specifications**

Metal finish  
Fabric (cushion)

**Accessories**

Front to Back File Bars  
Plate Dividers

# L 1900P LATERAL FILE TOPS

## 1900P SERIES LATERAL FILE TOPS

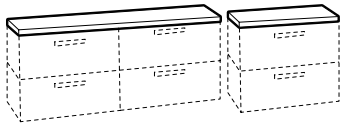
MODEL# DIMENSIONS FREIGHT CLASS WT/LBS. CUBIC FT. LIST PRICE

D x W x H

### LATERAL FILE TOP NOTES:

Available finishes:

ACJ	Absolute Acajou	CGY	Custom Grey	NML	Noce Medio
ASN	Asian Night	DES	Dark Espresso	QTM	Quartered Mahogany
AWC	Avant Cherry	DWT	Designer White	SBY	Sheer Beauty
AWH	Avant Honey	FAS	Fashionista	SDT	Stonedust
BLK	Black	FCL	First Class	SOG	Storm Grey
BZD	Blizzard	NBL	Noce Biondo	WHE	Walnut Heights
BRC	Brushed Cobalt	NGL	Noce Grigio	WHC	White Chocolate
CMB	Clear Maple	NEL	Noce Leggero	WCR	Winter Cherry



Lateral File Tops

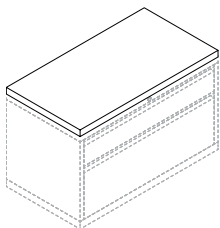
30" wide	T1930	19.25 x 30 x 1	60	19	.63	<b>\$311</b>
36" wide	T1936	19.25 x 36 x 1	60	23	.73	<b>\$379</b>
42" wide	T1942	19.25 x 42 x 1	60	27	.83	<b>\$441</b>
60" wide	T1960	19.25 x 60.25 x 1	60	40	1.15	<b>\$604</b>
72" wide	T1972	19.25 x 72.25 x 1	60	48	1.35	<b>\$725</b>
84" wide	T1984	19.25 x 84.25 x 1	60	56	1.55	<b>\$842</b>
90" wide	T1990	19.25 x 90.25 x 1	60	52	1	<b>\$945</b>
96" wide	T1996	19.25 x 96.25 x 1	60	54.50	1.10	<b>\$945</b>
108" wide	T19108	19.25 x 108.25 x 1	60	59	1.20	<b>\$1061</b>

1" thick laminate tops for placement over metal files. Coordinates with 1900 Series files. Finish options are listed above.

• Contact Global for pricing on special size tops.

## LATERAL FILE TOPS

MODEL# DIMENSIONS FREIGHT CLASS WT/LBS. CUBIC FT. 1" TOP 1.5" TOP HP ADD



Lateral File Tops

ZUFT1896	18.11 x 96.10 x 1	100	47	5.50	<b>\$604</b>	<b>\$798</b>	<b>\$402</b>
ZUFT1890	18.11 x 90.12 x 1	100	44	5.25	<b>\$573</b>	<b>\$752</b>	<b>\$376</b>
ZUFT1884	18.11 x 84.09 x 1	100	41	4.75	<b>\$534</b>	<b>\$707</b>	<b>\$351</b>
ZUFT1878	18.11 x 78.11 x 1	100	38	4.50	<b>\$501</b>	<b>\$655</b>	<b>\$331</b>
ZUFT1872	18.11 x 72.13 x 1	70	35	2.25	<b>\$468</b>	<b>\$615</b>	<b>\$304</b>
ZUFT1866	18.11 x 66.10 x 1	85	32	2.25	<b>\$428</b>	<b>\$563</b>	<b>\$278</b>
ZUFT1860	18.11 x 60.12 x 1	85	29	2	<b>\$397</b>	<b>\$518</b>	<b>\$252</b>
ZUFT1854	18.11 x 54.09 x 1	70	27	1.75	<b>\$356</b>	<b>\$470</b>	<b>\$234</b>
ZUFT1848	18.11 x 48.11 x 1	85	24	1.75	<b>\$319</b>	<b>\$427</b>	<b>\$207</b>
ZUFT1842	18.11 x 42.13 x 1	85	21	1.50	<b>\$285</b>	<b>\$378</b>	<b>\$179</b>
ZUFT1836	18.11 x 36.10 x 1	85	18	1.25	<b>\$252</b>	<b>\$314</b>	<b>\$154</b>
ZUFT1830	18.11 x 30.12 x 1	85	15	1.25	<b>\$220</b>	<b>\$282</b>	<b>\$127</b>
ZUFT1996	19.25 x 96.10 x 1	100	50	5.75	<b>\$613</b>	<b>\$812</b>	<b>\$428</b>
ZUFT1990	19.25 x 90.12 x 1	100	47	5.50	<b>\$581</b>	<b>\$768</b>	<b>\$402</b>
ZUFT1984	19.25 x 84.09 x 1	100	44	5	<b>\$540</b>	<b>\$712</b>	<b>\$376</b>
ZUFT1978	19.25 x 78.11 x 1	100	41	4.75	<b>\$507</b>	<b>\$667</b>	<b>\$351</b>
ZUFT1972	19.25 x 72.13 x 1	70	38	2.50	<b>\$477</b>	<b>\$624</b>	<b>\$323</b>
ZUFT1966	19.25 x 66.10 x 1	70	34	2.25	<b>\$436</b>	<b>\$571</b>	<b>\$299</b>
ZUFT1960	19.25 x 60.12 x 1	70	31	2	<b>\$402</b>	<b>\$522</b>	<b>\$272</b>
ZUFT1954	19.25 x 54.09 x 1	85	27	2	<b>\$371</b>	<b>\$479</b>	<b>\$248</b>
ZUFT1948	19.25 x 48.11 x 1	85	25	1.75	<b>\$331</b>	<b>\$431</b>	<b>\$220</b>
ZUFT1942	19.25 x 42.13 x 1	85	22	1.50	<b>\$299</b>	<b>\$388</b>	<b>\$194</b>
ZUFT1936	19.25 x 36.10 x 1	70	19	1.25	<b>\$258</b>	<b>\$333</b>	<b>\$168</b>
ZUFT1930	19.25 x 30.12 x 1	85	16	1.25	<b>\$226</b>	<b>\$288</b>	<b>\$141</b>

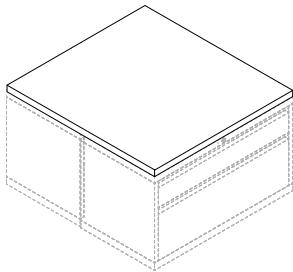
1" thick laminate tops for placement over 1900 Series Lateral Files + Storage.

• Contact Global for pricing on special size tops.

### Required Specifications

Laminate finish

LATERAL FILE TOPS - BACK TO BACK	MODEL#	DIMENSIONS	FREIGHT CLASS	WT/LBS.	CUBIC FT.	1" TOP	1.5" TOP	HP ADD
		<b>D x W x H</b>						
	ZUFT3696	36.14 x 96.10 x 1	100	93	9.50	<b>\$966</b>	<b>\$1316</b>	<b>\$797</b>
	ZUFT3690	36.14 x 90.12 x 1	92.5	88	8.75	<b>\$908</b>	<b>\$1239</b>	<b>\$750</b>
	ZUFT3684	36.14 x 84.09 x 1	92.5	82	7.75	<b>\$837</b>	<b>\$1147</b>	<b>\$697</b>
	ZUFT3678	36.14 x 78.11 x 1	100	76	7.75	<b>\$797</b>	<b>\$1080</b>	<b>\$653</b>
	ZUFT3672	36.14 x 72.13 x 1	100	70	7.25	<b>\$744</b>	<b>\$981</b>	<b>\$600</b>
	ZUFT3666	36.14 x 66.10 x 1	100	64	6.75	<b>\$671</b>	<b>\$909</b>	<b>\$547</b>
	ZUFT3660	36.14 x 60.12 x 1	100	59	6.25	<b>\$626</b>	<b>\$846</b>	<b>\$501</b>
	ZUFT3654	36.14 x 54.09 x 1	100	53	5.50	<b>\$581</b>	<b>\$774</b>	<b>\$450</b>
	ZUFT3648	36.14 x 48.11 x 1	100	47	5	<b>\$521</b>	<b>\$700</b>	<b>\$402</b>
	ZUFT3642	36.14 x 42.13 x 1	100	41	4.50	<b>\$468</b>	<b>\$622</b>	<b>\$351</b>
	ZUFT3636	36.14 x 36.10 x 1	70	35	2.25	<b>\$411</b>	<b>\$545</b>	<b>\$304</b>
	ZUFT3630	36.14 x 30.12 x 1	85	29	2	<b>\$356</b>	<b>\$465</b>	<b>\$252</b>
	ZUFT3896	38.62 x 96.10 x 1	92.5	100	10	<b>\$1077</b>	<b>\$1486</b>	<b>\$848</b>
	ZUFT3890	38.62 x 90.12 x 1	100	94	9.50	<b>\$1012</b>	<b>\$1395</b>	<b>\$797</b>
	ZUFT3884	38.62 x 84.09 x 1	100	87	8.75	<b>\$953</b>	<b>\$1309</b>	<b>\$744</b>
	ZUFT3878	38.62 x 78.11 x 1	100	81	8.25	<b>\$887</b>	<b>\$1226</b>	<b>\$691</b>
	ZUFT3872	38.62 x 72.13 x 1	100	75	7.75	<b>\$829</b>	<b>\$1133</b>	<b>\$639</b>
	ZUFT3866	38.62 x 66.10 x 1	100	69	7	<b>\$764</b>	<b>\$1047</b>	<b>\$586</b>
	ZUFT3860	38.62 x 60.12 x 1	100	62	6.50	<b>\$704</b>	<b>\$960</b>	<b>\$534</b>
	ZUFT3854	38.62 x 54.09 x 1	100	56	6	<b>\$644</b>	<b>\$870</b>	<b>\$481</b>
	ZUFT3848	38.62 x 48.11 x 1	100	50	5.25	<b>\$581</b>	<b>\$787</b>	<b>\$428</b>
	ZUFT3842	38.62 x 42.13 x 1	100	44	4.75	<b>\$515</b>	<b>\$701</b>	<b>\$376</b>
	ZUFT3836	38.62 x 36.10 x 1	100	38	4.25	<b>\$455</b>	<b>\$607</b>	<b>\$323</b>
	ZUFT3830	38.62 x 30.12 x 1	100	31	3.75	<b>\$391</b>	<b>\$525</b>	<b>\$272</b>



**Lateral File Tops - Back to Back**

1" thick laminate tops for placement over back-to-back metal filing + storage.

- Use ZUFT36xx models for 18"D laterals back-to-back
- Use ZUFT38xx models for 19.25"D laterals back-to-back
- *Contact Global for pricing on special size tops.*

**Required Specifications**

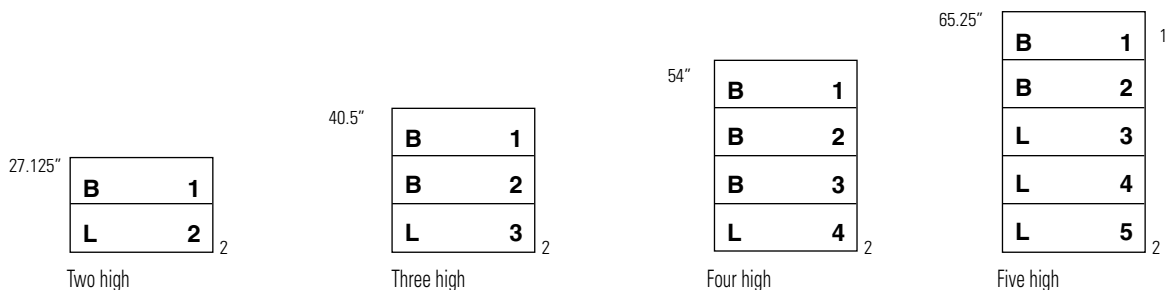
Laminate finish

# L 9300/9300P LATERAL FILES

## 9300 / 9300P OPENING LOCATION SPECIFICATIONS

D x W x H

Available in Fixed Drawer or Receding Door with Roll-out Shelf. **THE POSITION OF "B" & "L" OPENINGS CAN NOT BE MODIFIED FROM THE PICTURE AS SHOWN**



<sup>1</sup>Five Drawer Model - Top door is standard as receding door.  
<sup>2</sup>Bottom is standard as a fixed front drawer.

### 9300 SERIES FILE OPENINGS

**"B" Opening (Fixed Front)** Binder Height  
 113.312" high drawer to accommodate letter and legal documents, and EDP "2" point suspended binders.

**"B" Opening (Receding Door)** Binder Height  
 13.312" high door with either fixed or roll-out shelf to accommodate letter and legal documents, standard three-ring binders and EDP "2" point suspended binders.

**"L" Opening (Fixed Front or Receding Door)** Letter Height  
 11.187" high fixed front drawer or receding door with either fixed or roll-out shelf to accommodate letter and legal documents

### INTERIOR CLEAR OPENING HEIGHT & DEPTH DIMENSIONS

**"B" Opening** Binder Height

Fixed front drawer	13"
Receding door and roll-out shelf	12.125"
Receding door and fixed shelf	11.75"
Fixed shelf and no receding door	12.75"

**"L" Opening** Letter Height

Fixed front drawer	10.875"
Receding door and roll-out shelf	10"
Receding door and fixed shelf	9.625"
Fixed shelf and no receding door	10.625"

**"B" & "L" Openings** Binder & Letter Height

Drawer - depth	15.75"
Roll-out shelf - depth	15.75"
Fixed shelf - depth	16"

#### Required Specifications

Paint finish

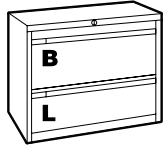
#### Optional Specifications

Counterweight  
 Key alike/key #


#### Accessories

Front-to-back file bars  
 Plate dividers  
 Extra or replacement keys, or keys + core available

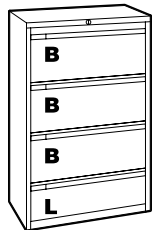
## 9300P SERIES - FIXED DRAWERS



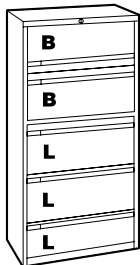
**2 Drawer Lateral File**



**3 Drawer Lateral File**



**4 Drawer Lateral File**



**5 Drawer Lateral File**



**Posting Shelf**

MODEL#	DIMENSIONS	FREIGHT CLASS	WT./LBS.	CUBIC FT.	LIST PRICE
--------	------------	---------------	----------	-----------	------------

**D x W x H**

9330P-2F1H	18 x 30 x 27.12	100	103	12	<b>\$967</b>
9336P-2F1H	18 x 36 x 27.12	125	110	14	<b>\$1054</b>
9342P-2F1H	18 x 42 x 27.12	125	118	17	<b>\$1189</b>

Two fixed front drawers. Side-to-side hanging file bars included.

9330P-3F1H	18 x 30 x 40.5	100	138	17	<b>\$1263</b>
9336P-3F1H	18 x 36 x 40.5	125	156	21	<b>\$1399</b>
9342P-3F1H	18 x 42 x 40.5	125	174	24	<b>\$1549</b>

Three fixed front drawers. Side-to-side hanging file bars included.

9330P-4F1H	18 x 30 x 54	125	175	23	<b>\$1594</b>
9336P-4F1H	18 x 36 x 54	125	197	27	<b>\$1755</b>
9342P-4F1H	18 x 42 x 54	125	220	31	<b>\$2001</b>

Four fixed front drawers. Side-to-side hanging file bars included.

9330P-5F1H	18 x 30 x 65.25	125	215	27	<b>\$2014</b>
9336P-5F1H	18 x 36 x 65.25	125	245	32	<b>\$2210</b>
9342P-5F1H	18 x 42 x 65.25	125	275	37	<b>\$2493</b>

Four fixed front drawers plus top drawer with receding door and roll-out shelf. Side-to-side hanging file bars included.

93PS30	--	--	--	--	<b>\$97</b>
93PS36	--	--	--	--	<b>\$111</b>
93PS42	--	--	--	--	<b>\$120</b>

Available in 5 drawer only between 2nd and 3rd opening. Must be factory installed.

**Required Specifications**

Paint finish

**Optional Specifications**

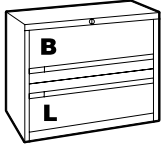
Counterweight  
Key alike/key #

**Accessories**

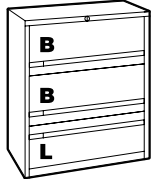
Front-to-back file bars  
Plate dividers  
Extra or replacement keys, or keys + core available

# L 9300P LATERAL FILES

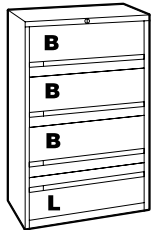
## 9300P SERIES - RECEDING DRAWERS



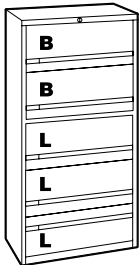
**2 Drawer Lateral File**



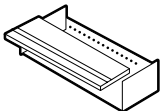
**3 Drawer Lateral File**



**4 Drawer Lateral File**



**5 Drawer Lateral File**



**Receding Door & Roll-Out Shelf Converter**

MODEL#	DIMENSIONS D x W x H	FREIGHT CLASS	WT/LBS.	CUBIC FT.	LIST PRICE
9330P-2R1H	18 x 30 x 27.12	100	103	12	<b>\$1102</b>
9336P-2R1H	18 x 36 x 27.12	125	110	14	<b>\$1198</b>
9342P-2R1H	18 x 42 x 27.12	125	118	17	<b>\$1325</b>

One receding door with roll-out shelf. Bottom drawer fixed front. Side-to-side hanging file bars included.

9330P-3R1H	18 x 30 x 40.5	100	138	17	<b>\$1426</b>
9336P-3R1H	18 x 36 x 40.5	125	156	21	<b>\$1578</b>
9342P-3R1H	18 x 42 x 40.5	125	174	24	<b>\$1753</b>

Two receding doors with roll-out shelves. Bottom drawer fixed front. Side-to-side hanging file bars included.

9330P-4R1H	18 x 30 x 54	125	175	23	<b>\$1873</b>
9336P-4R1H	18 x 36 x 54	125	197	27	<b>\$2040</b>
9342P-4R1H	18 x 42 x 54	125	220	31	<b>\$2317</b>

Three receding doors with roll-out shelves. Bottom drawer fixed front. Side-to-side hanging file bars included.

9330P-5R1H	18 x 30 x 65.25	125	215	27	<b>\$2302</b>
9336P-5R1H	18 x 36 x 65.25	125	245	32	<b>\$2552</b>
9342P-5R1H	18 x 42 x 65.25	125	275	37	<b>\$2829</b>

Four receding doors with roll-out shelves. Bottom drawer fixed front. Side-to-side hanging file bars included.

RRC30	30" w	--	--	--	<b>\$81</b>
RRC36	36" w	--	--	--	<b>\$81</b>
RRC42	42" w	--	--	--	<b>\$81</b>

Applies to receding door file cabinets only. Bottom drawer only. Must be factory installed.

- Specials available. Call for pricing.

### Required Specifications

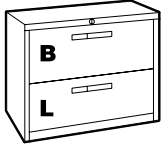

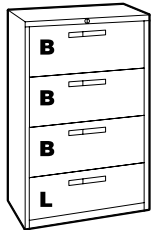
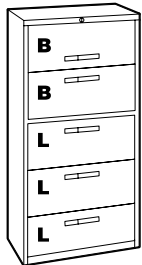
Metal Finish

### Optional Specifications

Counterweight

### Accessories

Front to Back File Bars  
Plate Dividers

**9300 SERIES - FIXED DRAWERS**

**2 Drawer Lateral File**

**3 Drawer Lateral File**

**4 Drawer Lateral File**

**5 Drawer Lateral File**

**Posting Shelf**

MODEL#	DIMENSIONS	FREIGHT CLASS	WT/LBS.	CUBIC FT.	LIST PRICE
--------	------------	---------------	---------	-----------	------------

**D x W x H**

9330-2F1H	18 x 30 x 27.12	100	103	12	<b>\$967</b>
9336-2F1H	18 x 36 x 27.12	125	110	14	<b>\$1054</b>
9342-2F1H	18 x 42 x 27.12	125	118	17	<b>\$1189</b>

Two fixed front drawers. Side-to-side hanging file bars included.

9330-3F1H	18 x 30 x 40.5	100	138	17	<b>\$1263</b>
9336-3F1H	18 x 36 x 40.5	125	156	21	<b>\$1399</b>
9342-3F1H	18 x 42 x 40.5	125	174	24	<b>\$1549</b>

Three fixed front drawers. Side-to-side hanging file bars included.

9330-4F1H	18 x 30 x 54	125	175	23	<b>\$1594</b>
9336-4F1H	18 x 36 x 54	125	197	27	<b>\$1755</b>
9342-4F1H	18 x 42 x 54	125	220	31	<b>\$2001</b>

Four fixed front drawers. Side-to-side hanging file bars included.

9330-5F1H	18 x 30 x 65.25	125	215	27	<b>\$2014</b>
9336-5F1H	18 x 36 x 65.25	125	245	32	<b>\$2210</b>
9342-5F1H	18 x 42 x 65.25	125	275	37	<b>\$2493</b>

Four fixed front drawers plus top drawer with receding door and roll-out shelf. Side-to-side hanging file bars included.

93PS30	--	--	--	--	<b>\$97</b>
93PS36	--	--	--	--	<b>\$111</b>
93PS42	--	--	--	--	<b>\$120</b>

Available in 5 drawer only between 2nd and 3rd opening. Must be factory installed.

**Required Specifications**

Metal Finish

**Optional Specifications**

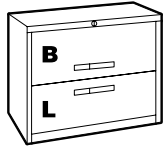
Counterweight

**Accessories**


Front to Back File Bars  
Plate Dividers

# L 9300 LATERAL FILES

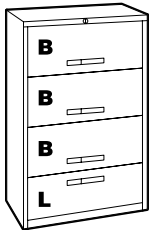
## 9300 SERIES - RECEDING DRAWERS



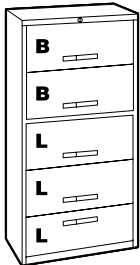
**2 Drawer Lateral File**



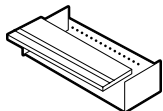
**3 Drawer Lateral File**



**4 Drawer Lateral File**



**5 Drawer Lateral File**



**Receding Door & Roll-Out Shelf Converter**

MODEL#	DIMENSIONS D x W x H	FREIGHT CLASS	WT/LBS.	CUBIC FT.	LIST PRICE
9330-2R1H	18 x 30 x 27.12	100	103	12	<b>\$1102</b>
9336-2R1H	18 x 36 x 27.12	125	110	14	<b>\$1198</b>
9342-2R1H	18 x 42 x 27.12	125	118	17	<b>\$1325</b>

One receding door with roll-out shelf. Bottom drawer fixed front. Side-to-side hanging file bars included.

9330-3R1H	18 x 30 x 40.5	100	138	17	<b>\$1426</b>
9336-3R1H	18 x 36 x 40.5	125	156	21	<b>\$1578</b>
9342-3R1H	18 x 42 x 40.5	125	174	24	<b>\$1753</b>

Two receding doors with roll-out shelves. Bottom drawer fixed front. Side-to-side hanging file bars included.

9330-4R1H	18 x 30 x 54	125	175	23	<b>\$1873</b>
9336-4R1H	18 x 36 x 54	125	197	27	<b>\$2040</b>
9342-4R1H	18 x 42 x 54	125	220	31	<b>\$2317</b>

Three receding doors with roll-out shelves. Bottom drawer fixed front. Side-to-side hanging file bars included.

9330-5R1H	18 x 30 x 65.25	125	215	27	<b>\$2419</b>
9336-5R1H	18 x 36 x 65.25	125	245	32	<b>\$2552</b>
9342-5R1H	18 x 42 x 65.25	125	275	37	<b>\$2829</b>

Four receding doors with roll-out shelves. Bottom drawer fixed front. Side-to-side hanging file bars included.

RRC30	30" w	--	--	--	<b>\$81</b>
RRC36	36" w	--	--	--	<b>\$81</b>
RRC42	42" w	--	--	--	<b>\$81</b>

Applies to receding door file cabinets only. Bottom drawer only. Must be factory installed.

- Specials available. Call for pricing.

### Required Specifications

Metal Finish

### Optional Specifications

Counterweight

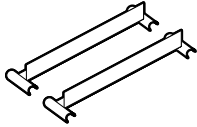
### Accessories

Front to Back File Bars  
Plate Dividers

## 9300 - LATERAL FILE ACCESSORIES

MODEL#	DIMENSIONS	FREIGHT CLASS	WT/LBS.	CUBIC FT.	FAB. GRD.	LIST PRICE
--------	------------	---------------	---------	-----------	-----------	------------

D x W x H



**Front-to-Back Hanging File Bars**  
for 9300 and 1900 Series Lateral Files

FBB	-- x 15.2 x --	70	1	.10		<b>\$33</b>
FBB-50	-- x 15.2 x --	60	50	.50		<b>\$974</b>
FBB-100	-- x 15.2 x --	60	100	2.71		<b>\$1783</b>

Includes two bars. Grey. FBB is one pair; FBB-50 is fifty pairs; FBB-100 is 100 pairs.

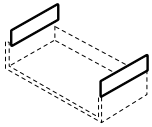
- Not recommended for "L" opening with receding door and roll-out shelves.



**Plate Dividers**  
for 9300 and 1900 Series Lateral Files

PD	--	60	4	.10		<b>\$47</b>
----	----	----	---	-----	--	-------------

Three per package. **EFC** (environmentally friendly color - a variable charcoal-like color as a result of the use of recycled finishing materials). Suitable for End Tab filing.

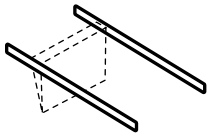


**Side Adapters for 9300 and 1900 series**

EDPS	--	60	3	.10		<b>\$57</b>
------	----	----	---	-----	--	-------------

One pair. Grey. For two point suspension printout style binders. Must be used with side-to-side file bars. One pair required for each drawer.

- Not recommended in receding door applications.



**Side-to-Side Hanging File Bars**  
for 9300 and 1900 Series Lateral Files

HBF30	30 w	60	4	.10		<b>\$57</b>
HBF36	36 w	60	4	.10		<b>\$57</b>
HBF42	42 w	60	4	.10		<b>\$57</b>

One pair. Grey. For 30", 36" or 42" widths. Included in standard product.



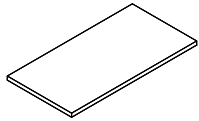
**Extra Key**  
for 9300 and 1900 Series Files

EK93	--	--	--	--		<b>\$22</b>
------	----	----	----	----	--	-------------

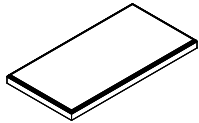
Specify core #. Key range W401-W550.

# L LATERAL FILES

## LATERAL FILE CUSHIONS



**Lateral File Cushion**



**Lateral File Cushion**

MODEL#	DIMENSIONS D x W x H	FREIGHT CLASS	WT/LBS.	CUBIC FT.	GR.1	GR. 2	GR. 3	GR. 4
CUSHION-18X30X1	18 x 30 x 1	150	7	1.30	<b>\$271</b>	<b>\$311</b>	<b>\$340</b>	<b>\$383</b>
CUSHION-18X36X1	18 x 36 x 1	150	7	1.60	<b>\$302</b>	<b>\$340</b>	<b>\$371</b>	<b>\$414</b>
CUSHION-18X42X1	18 x 42 x 1	150	4	1.60	<b>\$322</b>	<b>\$362</b>	<b>\$391</b>	<b>\$434</b>

1" thick single stitched cushions for lateral files. Rectilinear design on all sides. Available in all standard Global seating fabrics. Attached with supplied Velcro fasteners.

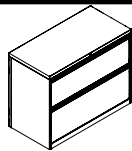
CUSHION-18X30X2	18 x 30 x 2	150	5	1	<b>\$298</b>	<b>\$338</b>	<b>\$368</b>	<b>\$411</b>
CUSHION-18X36X2	18 x 36 x 2	150	7	1.60	<b>\$333</b>	<b>\$374</b>	<b>\$404</b>	<b>\$445</b>
CUSHION-18X42X2	18 x 42 x 2	150	7	1.60	<b>\$355</b>	<b>\$393</b>	<b>\$425</b>	<b>\$467</b>

2" thick single stitched cushions for lateral files. Waterfall edge on front and back. Available in all standard Global seating fabrics. Attached with supplied Velcro fasteners.

### Required Specifications

Fabric

PRIME LATERAL FILES



**2 Drawer Lateral File**

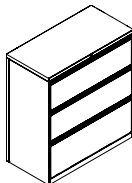
MODEL# DIMENSIONS FREIGHT CLASS WT/LBS. CUBIC FT. LIST PRICE

D x W x H

GULF20G1830P	18 x 30 x 28	100	98.7	10.5	<b>\$1124</b>
GULF20G1836P	18 x 36 x 28	100	114.4	12.5	<b>\$1192</b>
GULF20G1842P	18 x 42 x 28	100	129.4	14.5	<b>\$1374</b>

Fixed front file drawers, top drawer front 11.2"H (interior 10.6"H) bottom drawer front 13.6"H (interior 12.5"H). Locking. Side to side hanging bars included. Ships assembled in one carton.

- Add **\$263** for counterweight (W2)
- Add **\$292** for individually locking drawers (KID)

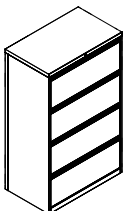


**3 Drawer Lateral File**

GULF30G1830P	18 x 30 x 39.2	100	127.9	14.5	<b>\$1452</b>
GULF30G1836P	18 x 36 x 39.2	100	147.6	17.2	<b>\$1588</b>
GULF30G1842P	18 x 42 x 39.2	100	167.5	20	<b>\$1815</b>

Fixed front file drawers, top & middle drawer front 11.2"H (interior 10.6"H) bottom drawer front 13.6"H (interior 12.5"H). Locking. Side to side hanging bars included. Ships assembled in one carton.

- Add **\$228** for counterweight (W2)
- Add **\$587** for individually locking drawers (KID)

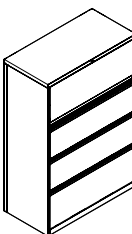


**4 Drawer Lateral File - Fixed Front**

GULF40G1830P	18 x 30 x 49.6	100	159.1	18.2	<b>\$1854</b>
GULF40G1836P	18 x 36 x 49.6	100	183.4	21.6	<b>\$2031</b>
GULF40G1842P	18 x 42 x 49.6	100	208.5	25.1	<b>\$2305</b>

Fixed front file drawers, top drawer front 10.4" (interior 9.8"H) , second and third drawers 11.2"H (interior 10.6"H) bottom drawer front 13.6"H (interior 12.5"H). Locking. Side to side hanging bars included. Ships assembled one carton

- Add **\$194** for counterweight (W2)
- Add **\$878** for individually locking drawers (KID)
- *Top drawer does not support hanging file folders*



**4 Drawer Lateral File  
1 Receding Door / 3 Fixed Front**

GULF40H1830P	18 x 30 x 53.6	100	171.9	19.6	<b>\$1931</b>
GULF40H1836P	18 x 36 x 53.6	100	198.2	23.3	<b>\$2108</b>
GULF40H1842P	18 x 42 x 53.6	100	225.3	27	<b>\$2366</b>

Top opening receding door + roll-out shelf 14.4"H front, accepts binder height; fixed front drawers second and third drawers 11.2"H (interior 10.6"H) bottom drawer front 13.6"H (interior 12.5"H). Locking. Side to side hanging bars included. Ships assembled one carton.

- Add **\$194** for counterweight (W2)
- Add **\$878** for individually locking drawers (KID)

**Required Specifications**

Metal finish  
Key/lock option

**Optional Specifications**

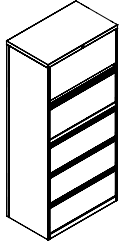
Counterweight (W2)  
Individually locking drawers (KID)

**Accessories**

Front to back file bars  
Plate dividers

# L PRIME LATERAL FILES

## PRIME LATERAL FILES

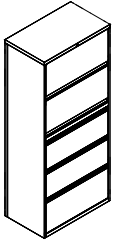


**5 Drawer Lateral File**  
**1 Receding Door / 4 Fixed Front**

MODEL#	DIMENSIONS D x W x H	FREIGHT CLASS	WT/LBS.	CUBIC FT.	LIST PRICE
GULF50P1830P	18 x 30 x 65.6	100	208.9	23.9	<b>\$2453</b>
GULF50P1836P	18 x 36 x 65.6	100	239.9	28.4	<b>\$2522</b>
GULF50P1842P	18 x 42 x 65.6	100	272.7	32.9	<b>\$2909</b>

Top opening receding door + roll-out shelf 14.4"H front, accepts binder height; fixed front drawers below - second 12.8"H (interior 12.2"H), third, fourth and bottom 11.2"H (interior 10.6"H); bottom drawer front 13.6"H (interior 12.5"H). Locking. Side-to-side hanging bars included. Ships assembled in one carton.

- Add **\$158** for counterweight (**W2**)
- Add **\$1173** for individually locking drawers (**KID**)

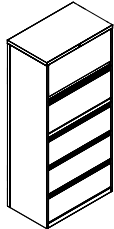


**5 Drawer Lateral File**  
**2 Receding Doors / 3 Fixed Front**

GULF50G1830P	18 x 30 x 69.6	100	221.6	25.3	<b>\$2388</b>
GULF50G1836P	18 x 36 x 69.6	100	254.5	30.1	<b>\$2443</b>
GULF50G1842P	18 x 42 x 69.6	100	289.3	34.9	<b>\$2677</b>

Top two openings receding door + roll-out shelf 14.4"H front, accepts binder height; fixed front drawers third and fourth drawers 11.2"H (interior 10.6"H) bottom drawer front 13.6"H (interior 12.5"H). Locking. Side-to-side hanging bars included. Ships assembled in one carton.

- Add **\$158** for counterweight (**W2**)



**5 Drawer Lateral File w/posting shelf**  
**1 Receding Door / 4 Fixed Front**

GULF51P1830P	18 x 30 x 65.6	100	208.9	23.9	<b>\$2701</b>
GULF51P1836P	18 x 36 x 65.6	100	239.9	28.4	<b>\$2778</b>
GULF51P1842P	18 x 42 x 65.6	100	272.7	32.9	<b>\$3173</b>

Top opening receding door + roll-out shelf 14.4"H front, accepts binder height; fixed front drawers below - second 12.8"H (interior 12.2"H), third, fourth and bottom 11.2"H (interior 10.6"H); bottom drawer front 13.6"H (interior 12.5"H). Locking. Side-to-side hanging bars included. Ships assembled in one carton.

- Add **\$158** for counterweight (**W2**)
- Add **\$1173** for individually locking drawers (**KID**)

### Required Specifications

Metal finish  
Key/lock option

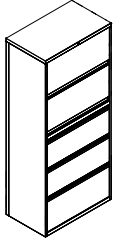
### Optional Specifications

Counterweight (W2)  
Individually locking drawers (KID)

### Accessories

Front to back file bars  
Plate dividers

PRIME LATERAL FILES

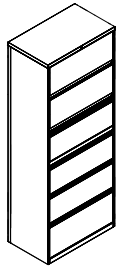


**5 Drawer Lateral File w/posting shelf  
2 Receding Doors / 3 Fixed Front**

MODEL#	DIMENSIONS D x W x H	FREIGHT CLASS	WT/LBS.	CUBIC FT.	LIST PRICE
GULF51G1830P	18 x 30 x 65.6	100	221.6	25.3	<b>\$2636</b>
GULF51G1836P	18 x 36 x 65.6	100	254.5	30.1	<b>\$2699</b>
GULF51G1842P	18 x 42 x 65.6	100	289.3	34.9	<b>\$2941</b>

Top two openings receding door + roll-out shelf 14.4"H front, accepts binder height; fixed front drawers third and fourth drawers 11.2"H (interior 10.6"H) bottom drawer front 13.6"H (interior 12.5"H). Posting shelf below second opening. Locking. Side to side hanging bars included. Ships assembled in one carton.

- Add **\$158** for counterweight (W2)

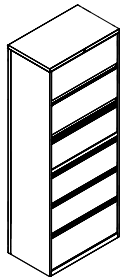


**6 Drawer Lateral File  
2 Receding Doors / 4 Fixed Front**

GULF60G1830P	18 x 30 x 77.6	100	247.4	28.1	<b>\$3100</b>
GULF60G1836P	18 x 36 x 77.6	100	283.8	33.5	<b>\$3329</b>
GULF60G1842P	18 x 42 x 77.6	100	322.98	38.8	<b>\$3655</b>

Top two openings receding door + roll-out shelf 14.4"H front, accepts binder height; fixed front drawers third, fourth and fifth drawers 11.2"H (interior 10.6"H) bottom drawer front 13.6"H (interior 12.5"H). Locking. Ships assembled one carton

- Add **\$158** for counterweight (W2)



**6 Drawer Lateral File w/posting shelf  
2 Receding Doors / 4 Fixed Front**

GULF61G1830P	18 x 30 x 77.6	100	247.4	28.1	<b>\$3349</b>
GULF61G1836P	18 x 36 x 77.6	100	283.8	33.5	<b>\$3585</b>
GULF61G1842P	18 x 42 x 77.6	100	322.98	38.8	<b>\$3919</b>

Top two openings receding door + roll-out shelf 14.4"H front, accepts binder height; fixed front drawers third, fourth and fifth drawers 11.2"H (interior 10.6"H) bottom drawer front 13.6"H (interior 12.5"H). Posting shelf below third opening. Locking. Ships assembled in one carton.

- Add **\$158** for counterweight (W2)

**Required Specifications**

Metal finish  
Key/lock option

**Optional Specifications**

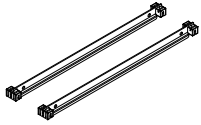
Counterweight (W2)  
Individually locking drawers (KID)

**Accessories**

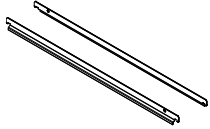
Front to back file bars  
Plate dividers

# L PRIME LATERAL FILES

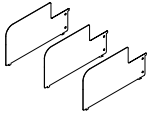
## PRIME LATERAL FILE ACCESSORIES



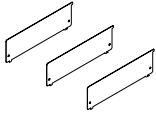
**Front to Back File Bars**  
for Prime series lateral files



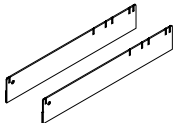
**Side-to-Side Hanging File Bars**  
for Prime series lateral files




**Plate Dividers**  
for Prime series lateral files



**Half Height Plate Dividers**  
for Prime series lateral files



**Side Adapters for Prime Series files**



**Extra Keys**

MODEL#	DIMENSIONS	FREIGHT CLASS	WT/LBS.	CUBIC FT.	LIST PRICE
--------	------------	---------------	---------	-----------	------------

D x W x H

GULFA0718	17.3 x 1 x 1	70	1	0.04	<b>\$33</b>
-----------	--------------	----	---	------	-------------

Includes two bars; finish eco-grey.

GULFA01	27.5 x 0.5 x 1.3	60	2	0.03	<b>\$57</b>
GULFA02	33.5 x 0.5 x 1.3	60	2.4	0.04	<b>\$57</b>
GULFA03	39.5 x 0.5 x 1.3	60	2.8	0.05	<b>\$57</b>

One pair. Grey. For 30", 36" or 42" widths. Included in standard product.

GULFA1018	13.25 x 0.2 x 7.25	60	4	0.07	<b>\$47</b>
-----------	--------------------	----	---	------	-------------

Three per package. For use with Prime series lateral files.

GULFA2418	13.5 x 0.2 x 3.95	60	2.2	0.04	<b>\$176</b>
-----------	-------------------	----	-----	------	--------------

Three per package. For use with Prime series lateral files.

GULFA2018	16.5 x 0.15 x 2.66	60	2.5	0.02	<b>\$176</b>
-----------	--------------------	----	-----	------	--------------

One pair. Grey. Extends side height of lateral file drawers by 1"

**Keys**

GUK	--	70	0.4	0.01	<b>\$22</b>
-----	----	----	-----	------	-------------

Specify core #. Key range 401-550.

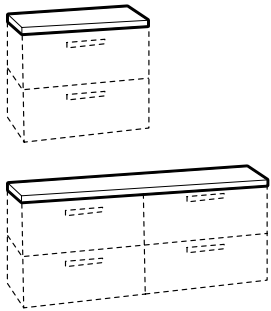
- Specify option **Y** - set of 2 extra keys, no upcharge
- Specify option **C** - replacement lock core and key, **add \$5**

LATERAL FILE TOPS	MODEL#	DIMENSIONS	FREIGHT CLASS	WT./LBS.	CUBIC FT.	LIST PRICE
-------------------	--------	------------	---------------	----------	-----------	------------

**LATERAL FILE TOP NOTES:**

Available finishes:

ACJ	Absolute Acajou	CGY	Custom Grey	NML	Noce Medio
ASN	Asian Night	DES	Dark Espresso	QTM	Quartered Mahogany
AWC	Avant Cherry	DWT	Designer White	SBY	Sheer Beauty
AWH	Avant Honey	FAS	Fashionista	SDT	Stonedust
BLK	Black	FCL	First Class	SOG	Storm Grey
BZD	Blizzard	NBL	Noce Biondo	WHE	Walnut Heights
BRC	Brushed Cobalt	NGL	Noce Grigio	WHC	White Chocolate
CMB	Clear Maple	NEL	Noce Leggero	WCR	Winter Cherry

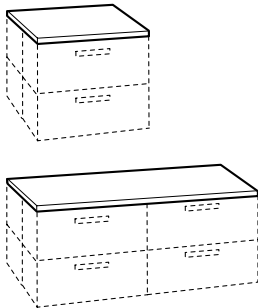


**Lateral File Tops**

D x W x H						
30" wide	T1830	18 x 30 x 1	70	15	1	<b>\$234</b>
36" wide	T1836	18 x 36 x 1	70	18	1	<b>\$281</b>
42" wide	T1842	18 x 42 x 1	70	21	1	<b>\$326</b>
60" wide	T1860	18 x 60.25 x 1	70	30	2	<b>\$461</b>
72" wide	T1872	18 x 72.25 x 1	70	36	2	<b>\$546</b>
84" wide	T1884	18 x 84.25 x 1	70	42	2	<b>\$635</b>
90" wide	T1890	18 x 90.25 x 1	65	45	2	<b>\$711</b>
96" wide	T1896	18 x 96.25 x 1	60	50.25	1	<b>\$711</b>
108" wide	T18108	18 x 108.25 x 1	70	54	3	<b>\$789</b>

1" thick laminate tops for placement over metal files. Coordinates with Global desking. Finish options are listed above. Tops 60" and wider are slightly oversized to accommodate installation gap tolerance between metal storage units; 1/8" overhang built in per side.

- Contact Global for pricing on special size tops.

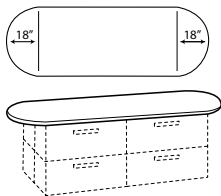


**Lateral File Tops - Back to Back**

30" wide	T3630	36 x 30 x 1	60	32	.65	<b>\$443</b>
36" wide	T3636	36 x 36 x 1	60	34.25	.75	<b>\$531</b>
42" wide	T3642	36 x 42 x 1	60	36.50	.90	<b>\$623</b>
60" wide	T3660	36 x 60 x 1	60	41	1.25	<b>\$885</b>
72" wide	T3672	36 x 72 x 1	60	45.25	1.50	<b>\$1061</b>
84" wide	T3684	36 x 84 x 1	65	49.50	1.75	<b>\$1238</b>
90" wide	T3690	36 x 90 x 1	65	51.75	1.90	<b>\$1416</b>
96" wide	T3696	36 x 96 x 1	65	54	2	<b>\$1416</b>
108" wide	T36108	36 x 108 x 1	65	58.25	2.25	<b>\$1587</b>

1" thick laminate tops for placement over back-to-back metal files. Coordinates with Global casegoods. Finish options are listed above.

- Contact Global for pricing on special size tops.



**Lateral File Tops - Racetrack with 18" radius**

96" wide	T3696R	36 x 96 x 1	60	71.50	2	<b>\$1416</b>
108" wide	T36108R	36 x 108 x 1	60	112	2.25	<b>\$1587</b>
120" wide	T36120R	36 x 120 x 1	60	123	2.50	<b>\$1767</b>

1" thick laminate tops for placement over metal files. Coordinates with Global casegoods. Finish options are listed above.

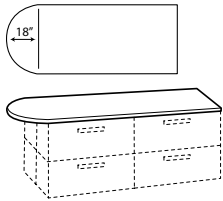
- Contact Global for pricing on special size tops.

**Required Specifications**

Laminate finish

# L LATERAL FILES

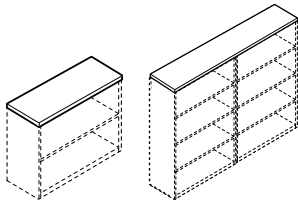
## LATERAL FILE TOPS



**Lateral File Tops - D-Top w/1/8" radius**

	MODEL#	DIMENSIONS	FREIGHT CLASS WT/LBS.		CUBIC FT.	LIST PRICE
	D x W x H					
48" wide	T3648D	36 x 48 x 1	60	50	1	<b>\$711</b>
54" wide	T3654D	36 x 54 x 1	60	56	1.15	<b>\$885</b>
60" wide	T3660D	36 x 60 x 1	60	62	1.25	<b>\$885</b>
78" wide	T3678D	36 x 78 x 1	60	81	1.65	<b>\$1238</b>
90" wide	T3690D	36 x 90 x 1	60	94	1.90	<b>\$1416</b>
102" wide	T36102D	36 x 102 x 1	60	106.75	2.15	<b>\$1767</b>

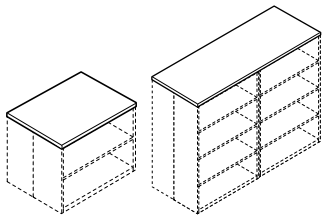
1" thick laminate tops for placement over metal files. Coordinates with Global casegoods. Finish options are listed above.  
 • Contact Global for pricing on special size tops.



**Laminate Tops for bookshelves**

30" wide	T1330	13 x 30 x 1	60	11.50	.25	<b>\$224</b>
36" wide	T1336	13 x 36 x 1	60	13.75	.27	<b>\$272</b>
42" wide	T1342	13 x 42 x 1	60	15.75	.30	<b>\$358</b>
60" wide	T1360	13 x 60 x 1	60	20	.45	<b>\$443</b>
72" wide	T1372	13 x 72 x 1	60	24	.55	<b>\$531</b>
84" wide	T1384	13 x 84 x 1	60	28	.65	<b>\$711</b>

1" thick laminate tops for placement over metal bookshelves. Coordinates with Global casegoods. Finish options are listed above.  
 • Contact Global for pricing on special size tops.



**Laminate Tops for bookshelves**

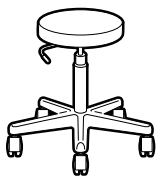
30" wide	T2630	26 x 30 x 1	60	22.50	.45	<b>\$371</b>
36" wide	T2636	26 x 36 x 1	60	27	.54	<b>\$443</b>
42" wide	T2642	26 x 42 x 1	60	31	.60	<b>\$591</b>
60" wide	T2660	26 x 60 x 1	60	45	.90	<b>\$739</b>
72" wide	T2672	26 x 72 x 1	60	54	1.10	<b>\$885</b>
84" wide	T2684	26 x 84 x 1	60	63	1.30	<b>\$1180</b>

1" thick laminate tops for placement over metal bookshelves. Coordinates with Global casegoods. Finish options are listed above.  
 • Contact Global for pricing on special size tops.

### Required Specifications

Laminate finish

FILE BUDDY	MODEL#	DIMENSIONS	FREIGHT CLASS	WT/LBS.	CUBIC FT.	GRADE	LIST	GRADE	LIST
------------	--------	------------	---------------	---------	-----------	-------	------	-------	------



**File Buddy Swivel Stool**

D x W x H									
1105	14 x 14 x 18.5	125	19	2.90	1	\$441	7	\$636	
	2				\$472	8	\$718		
	3				\$494	9	\$754		
	4				\$530	10	\$828		
	5				\$577	11	\$930		
	6				\$602	12	\$1057		

5" pneumatic adjustable height stool from **16¼" to 21¼"**. Black, 5-legged, injection molded base. 14" diameter seat. C65 casters are standard. Shipped RTA (ready to assemble). COM Yardage: 0.75.



**File Buddy Swivel Stool**

1110	14 x 14 x 27.5	125	20	2.90	1	\$517	7	\$710
	2				\$544	8	\$791	
	3				\$568	9	\$828	
	4				\$606	10	\$902	
	5				\$650	11	\$1005	
	6				\$676	12	\$1133	

5" pneumatic adjustable height stool from **22¼" to 32¼"**. Black, 5-legged, injection molded base. 14" diameter seat. C65 casters are standard. Shipped RTA (ready to assemble). COM Yardage: 0.75.

**Required Specifications**  
Fabric

## GENERAL INFORMATION

- Comprehensive range of personal storage in a variety of sizes and configurations starting at:
  - 35"H single column widths up to 72"H triple column widths.
  - In widths of 12", 15", 18", 24", 30", 36", 42" depending on configuration
- Configurations include units with 1, 2, 3, 4, 6, 8, 9, 12 individual compartments depending on size.
- Lockers provide individual storage solutions for personal and work-related materials. Extensive range of configurations and aesthetic choices available to complement any space plan; in personal or shared workspaces, providing flexibility, convenience and security. Ideal for flex spaces and hybrid work schedules; can be used to help define space in an open area or a bank along a wall, or used as barriers between work areas and to help guide workplace foot traffic flow.
- Painted metal case with door front options available in painted metal or thermally fused laminate to add warmth and complement desking products or millwork.
- Multiple door pull options including integrated full metal pulls or applied pulls to match Global desking series to seamlessly integrate with any existing products to customize the overall aesthetic.
- Digital keyless lock options with keypad entry, programmable for "assigned" or single use "hotelling" applications. Be sure to specify master programming key and manager key(s) for each installation site.
- Inside access to leveling glides for ease of installation.
- Optional angle tops available to convert a standard flat top locker to one with a sloped top.
- Angle tops are 5" high and can be added to any Prime locker.
- Units ship fully assembled.

## CONSTRUCTION SPECIFICATIONS

- Steel case construction of top and bottom, back and sides are 20 gauge flanged steel.
- Welded case is reinforced with 20 gauge steel horizontal and vertical channels to ensure strength.
- Steel doors are constructed of 22 gauge flanged steel and reinforced with 22 gauge steel vertical braces
- Full overlay hinged doors with 110° opening angle
- Laminate doors are thermally fused laminate with 1mm matching edge band.
- Two and three column lockers have vertical dividers constructed of double wall 20 gauge steel fastened to the base and top
- Meets applicable ANSI/BIFMA standards for optimum durability and performance.
 

**Note:** All 12", 15" or 18" wide lockers must be ganged to another locker or anchored to a fixed wall or adjacent cabinet for compliance with applicable ANSI/BIFMA X5.6 storage standards. Ganging instructions are available separately.

## PRODUCT CODE BREAKDOWN

Example 1: **GUTSS** | 4 | 72 | S | 15 | L | P

**GUTSS**- indicates locker, single column

6th position # - indicates row count (horizontal division of column):

**1** = single row (1 high)

**2** = two rows (2 high)

**3** = three rows (3 high)

**4** = four rows (4 high)

7th and 8th position ## - indicates overall nominal height

**S** - indicates 18" overall depth

10th and 11th position ## - indicates overall width

**L** or **R** - indicates doors installed for left or right hand hinge.

*Note: Handedness is determined by the location of the hinges on the door.*

Last character indicates door front style:

**P** - full pull

**M** - flat metal front, handle style optional

**L** - laminate front, handle style optional

Example 2: **GUTDS** | F | 1 | 54 | S | 24 | L | M

Example 3: **GUTTS** | F | 4 | 72 | S | 36 | R | L

**GUTDS** - indicates locker, two column

**GUTTS** - indicates locker, three column

**F** - indicates freestanding, applicable to two and three column lockers

7th position # - indicates row count (horizontal division of columns)

**1** = single row (1 high)

**2** = two rows (2 high)

**3** = three rows (3 high)

**4** = four rows (4 high)

8th and 9th position ## - indicates overall height

**S** - indicates 18" overall depth

11th & 12th position ## - indicates overall width

**L** or **R** - indicates doors installed for left or right hand hinge.

*Note: Handedness is determined by the location of the hinges on the door.*

Last character indicates door front style:

**P** - full pull

**M** - flat metal front, handle style optional

**L** - laminate front, handle style optional

**FINISH OPTIONS**

- Specify finish for case and doors separately
- Metal case and doors are finished in an environmentally friendly electrostatically applied powder coat solution - a superior durable and lasting finish.
- Specify laminate finish for laminate fronts
- Specify handle for models ending in **M** (flat front metal) or **L** (laminate front)

**Painted steel case and door finish options:**

<b>BGR</b> Business Grey	<b>MCH</b> Mocha Textured
<b>BKC</b> Black Coffee Textured	<b>MET</b> Metro
<b>BLK</b> Black	<b>MOS</b> Moss
<b>BNE</b> Bone	<b>NEV</b> Nevada
<b>BZD</b> Blizzard Textured	<b>NAVY</b> Navy
<b>CHR</b> Charcoal	<b>OYS</b> Oyster
<b>CLT</b> Claret	<b>SDT</b> Stonedust Textured
<b>DCH</b> Dark Chocolate Textured	<b>SGR</b> Storm Grey
<b>DPT</b> Desert Putty	<b>SIL</b> Silver
<b>DWT</b> Designer White	<b>SKY</b> Sky
<b>FOG</b> Fog	<b>STN</b> Stone
<b>GRY</b> Grey	<b>TPE</b> Taupe
<b>LGR</b> Light Grey	<b>TSA</b> Tahiti Sand
<b>ICE</b> Ice	<b>TUN</b> Tungsten (add 10% upcharge)
<b>IVR</b> Ivory	<b>WIL</b> Willow

**Thermally fused laminate door front finish options:**

<b>ACJ</b> Absolute Acajou	<b>FCL</b> First Class
<b>ASN</b> Asian Night	<b>NBL</b> Noce Biondo
<b>AWC</b> Avant Cherry	<b>NGL</b> Noce Grigio
<b>AWH</b> Avant Honey	<b>NEL</b> Noce Leggero
<b>BLK</b> Black	<b>NML</b> Noce Medio
<b>BZD</b> Blizzard	<b>QTM</b> Quartered Mahogany
<b>BRC</b> Brushed Cobalt	<b>SBY</b> Sheer Beauty
<b>CMB</b> Clear Maple	<b>SOG</b> Storm Grey
<b>CGY</b> Custom Grey	<b>SDT</b> Stonedust
<b>DES</b> Dark Espresso	<b>WHE</b> Walnut Heights
<b>DWT</b> Designer White	<b>WHC</b> White Chocolate
<b>FAS</b> Fashionista	<b>WCR</b> Winter Cherry

**SPECIFICATION OPTIONS:**


**PULLS**

For models ending in **P** (full pull):

- No handle option default
- Hasp lock for user supplied padlock is not optional
- Digital keyless entry, keypad style lock is not optional

For models ending in **M** (flat front metal) or **L** (laminate front):

- R** - Bar Handle, Black
- Q** - Bar Handle, Silver
- G** - Bridges Handle, Black
- P** - Bridges Handle, Optional
- B** - Bridges Handle, Standard
- O** - Crescent Handle, Black
- Z** - Dimpled Handle, Nickel
- X** - Flared Handle, Black
- W** - Flared Handle, Brass
- S** - Flared Handle, Silver
- U** - Square Edge Handle, Black
- V** - Square Edge Handle, Silver
- L** - Hasp Lock, no handle. **Add \$39** list upcharge per opening, lock will default to option KHS.
- K** - Digital Lock (includes handle) keypad entry with Assigned or Shared mode. **Add \$207** list upcharge per opening. Brushed nickel finish.



Note: Unless noted otherwise, handles are from the Zira Desking series

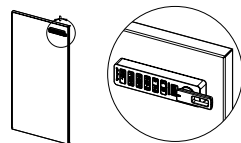
**LOCKS**

The following options are available for units with full pull or when applied pull is selected:

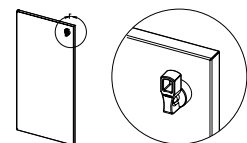
- NLK** - No lock
- KRM** - Key random
- KLP** - Key list provided, cores shipped separately

Notes:

- When K pull option is specified for digital lock, select lock option: **KDA** for assigned mode, **KDS** for shared mode
- Lock position is the same as for cam lock (see page 38), hardware mounted horizontally. Be sure to specify Digilock program and manager keys separately (one program key and at least one manager key is required per install). Refer to page 57.
- For models ending in **P** (full pull), lock position is the same as for cam lock (see page 38) but within the full pull fold.
- For hasp lock (**L**) option, same position as Digilock option



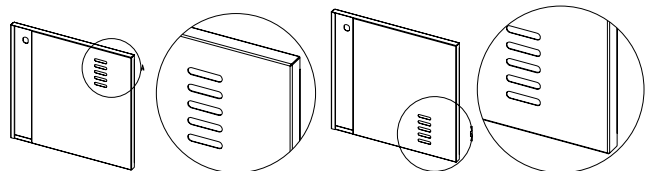
Digilock shown on left hand hinge door



Hasp lock shown on left hand hinge door

**VENTILATION**

- Only applicable for lockers with metal doors (models ending in **P** and **M**), no upcharge. Ventilation options are not available for products with laminate fronts.
- N** - None.
- U** - Upper position on door front
- L** - Lower position on door front
- B** - Both upper and lower positions on door front



Full pull door with vents on upper side    Full pull door with vents on the lower side

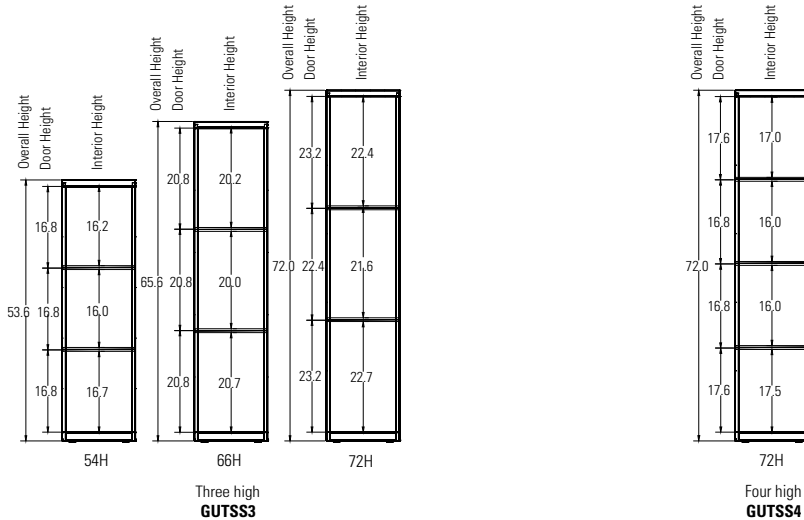
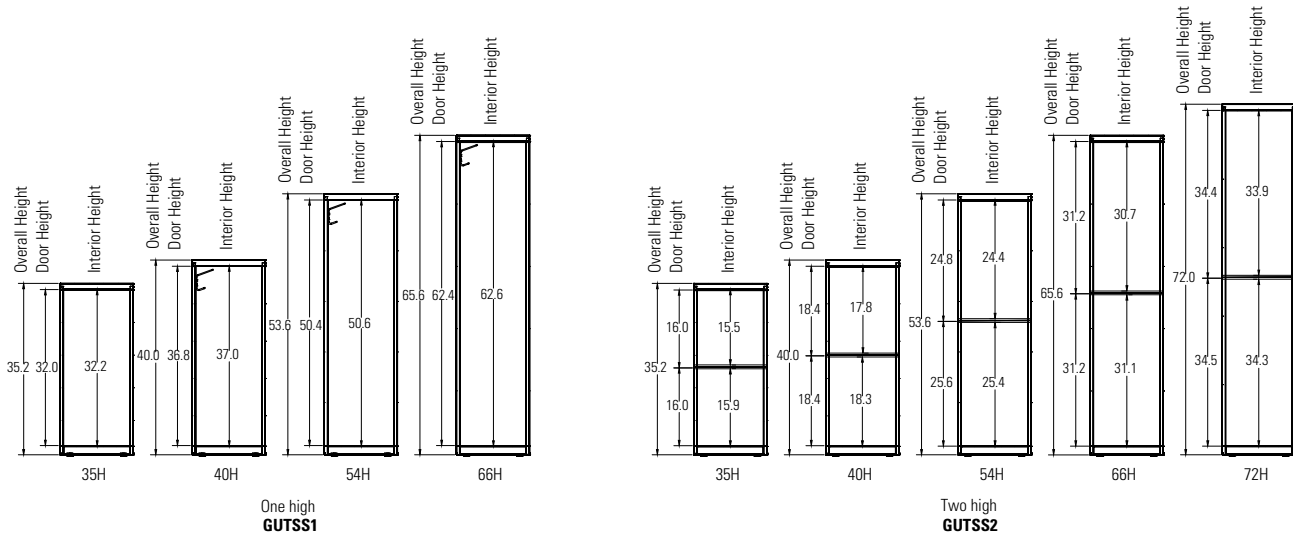
**GANGING**

- All **12", 15" or 18" wide lockers must be ganged** to another locker or anchored to a fixed wall or adjacent cabinet to be compliant with applicable ANSI/BIFMA X5.6 storage standards. Use a #8 or # 10 self-tapping screw, join units through the frame holes at the frame location where there is a double wall to ensure the screw tips are protected inside the frame. Self-tapping screws are to be provided by the Installation company.

# L PRIME LOCKERS - NOTES

## ELEVATION SPECIFICS

- Overall locker height (for single, double and triple column locker configurations)
- Door height per opening
- Interior dimensions per compartment



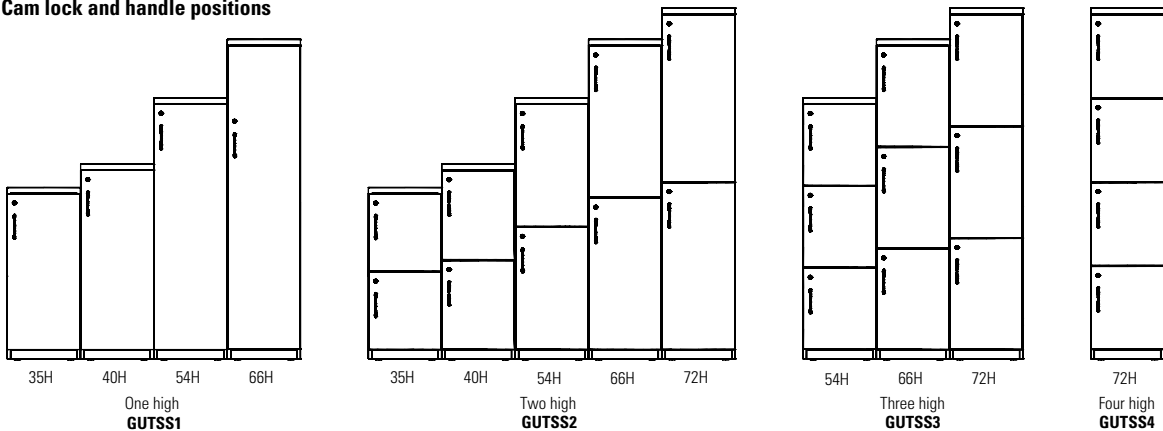
### Inside column widths:

Single column  
 GUTSS 12" - 10.5"  
 GUTSS 15" - 13.5"  
 GUTSS 18" - 16.5"

Double column  
 GUTDS 24" - 10.5"  
 GUTDS 30" - 13.5"  
 GUTDS 36" - 16.5"

Triple column  
 GUTTS 36" - 10.5"  
 GUTTS 42" - 12.5"

### Cam lock and handle positions



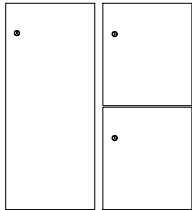
**LOCKER TOWER DOOR AND OPENING HEIGHTS**

The following outlines the door heights, shelf heights and hook locations for Prime lockers. Handle heights vary depending on the number of doors on the unit. It is recommended when planning that the same heights and configurations be planned side by side.

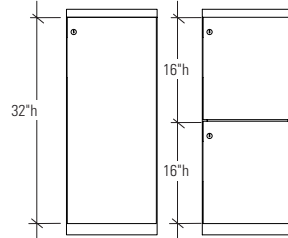
**Standard**

**35" high**

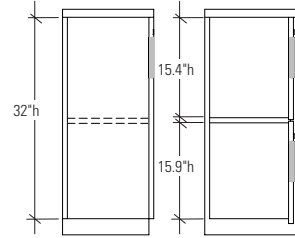
Available with 1 or 2 doors



Exterior door dimensions



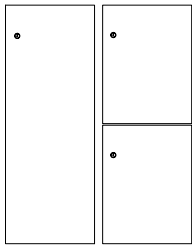
Interior compartment dimensions



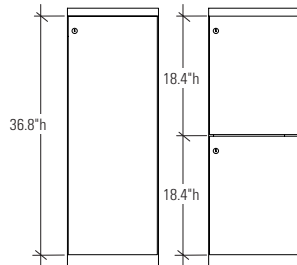
1 door with 1 fixed shelf  
2 doors with no shelf

**40" high**

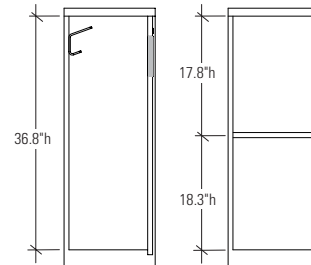
Available with 1 or 2 doors



Exterior door dimensions



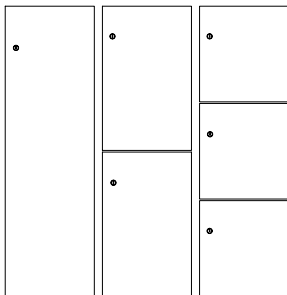
Interior compartment dimensions



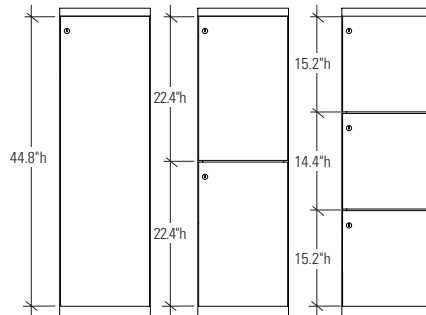
1 door available 1 coat hook  
2 doors with no shelf

**48" high**

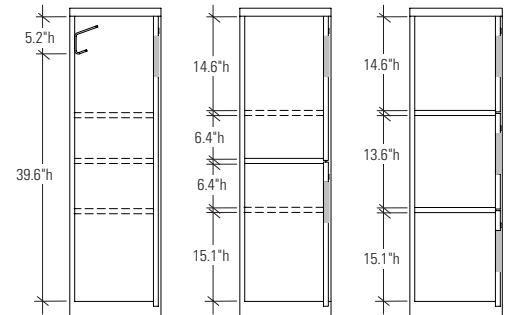
Available with 1, 2 or 3 doors



Exterior door dimensions



Interior compartment dimensions



1 door available with 1 adjustable shelf that can be mounted in three positions; 1 coat hook  
2 doors with 1 shelf per cubby  
3 doors with no shelf

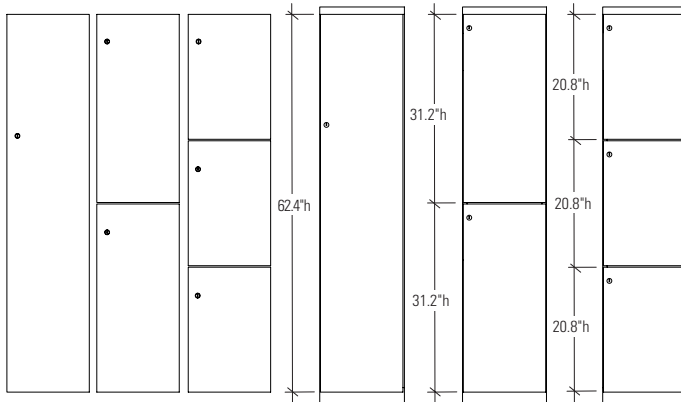
# L PRIME LOCKERS - NOTES

## LOCKER TOWER DOOR AND OPENING HEIGHTS

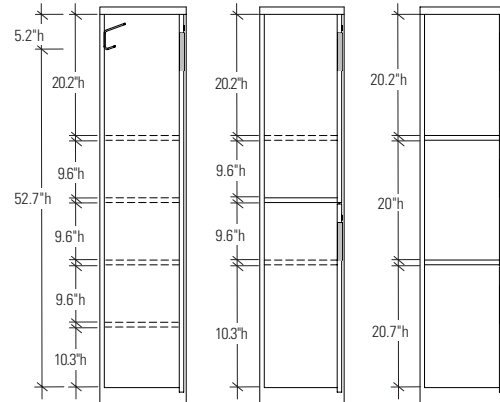
### 66" high

Available with 1, 2 or 3 doors

Exterior door dimensions



Interior compartment dimensions



1 door available with 2 adjustable shelves that can be mounted in four positions; 1 coat hook

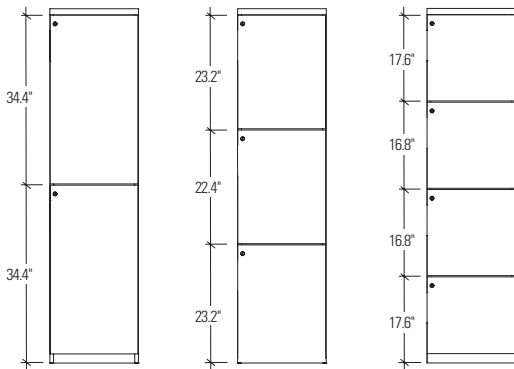
2 doors available with 1 shelf per cubby

3 doors with no shelf

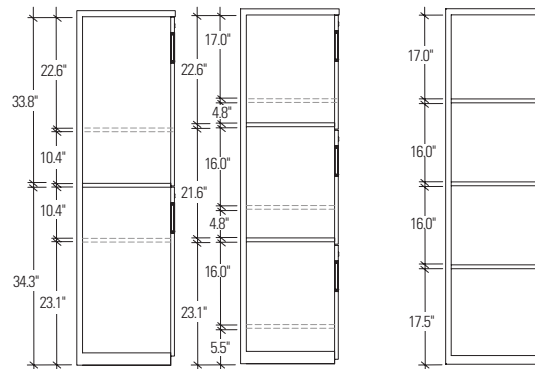
### 72" high

Available with 2, 3 or 4 doors

Exterior door dimensions



Interior compartment dimensions



2 doors available with 1 shelf per cubby

3 doors available with 1 shelf per cubby

4 doors with no shelf

**ONE HIGH - SINGLE COLUMN, SINGLE ROW**

**MODEL#                      DIMENSIONS                      FREIGHT CLASS                      WT/LBS.                      CUBIC FT.                      LIST PRICE**

**D x W x H**

**Metal case with metal doors - full pull**

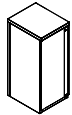
GUTSS135S12LP / RP	18 x 12 x 35.2	125	42	5.6	<b>\$1088</b>
GUTSS135S15LP / RP	18 x 15 x 35.2	125	47.3	6.8	<b>\$1153</b>
GUTSS135S18LP / RP	18 x 18 x 35.2	125	52.5	8.1	<b>\$1217</b>

**Metal case with metal doors - flat front**

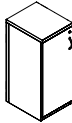
GUTSS135S12LM / RM	18 x 12 x 35.2	125	42	5.6	<b>\$1088</b>
GUTSS135S15LM / RM	18 x 15 x 35.2	125	47.3	6.8	<b>\$1153</b>
GUTSS135S18LM / RM	18 x 18 x 35.2	125	52	8.1	<b>\$1217</b>

**Metal case with laminate doors**

GUTSS135S12LL / RL	18 x 12 x 35.2	125	42	5.6	<b>\$1169</b>
GUTSS135S15LL / RL	18 x 15 x 35.2	125	47.3	6.8	<b>\$1244</b>
GUTSS135S18LL / RL	18 x 18 x 35.2	125	52.5	8.1	<b>\$1318</b>



Full pull doors (P)  
Left hand shown



Flat front doors (M or L)  
Left hand shown

**One Column Locker, One Row - 35"H**

- All units are handed, 2nd to last character of model number indicates hand (**L** for Left, **R** for Right)
- 12", 15" and 18" wide locker units to be ganged or anchored for compliance with ANSI/BIFMA X5.6 storage standards.
- Includes one coat hook.

**Metal case with metal doors - full pull**

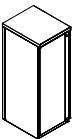
GUTSS140S12LP / RP	18 x 12 x 40.5	125	43.5	6.3	<b>\$1145</b>
GUTSS140S15LP / RP	18 x 15 x 40.5	125	48.5	7.7	<b>\$1187</b>
GUTSS140S18LP / RP	18 x 18 x 40.5	150	53.6	9.1	<b>\$1238</b>

**Metal case with metal doors - flat front**

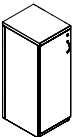
GUTSS140S12LM / RM	18 x 12 x 40.5	125	43.5	6.3	<b>\$1145</b>
GUTSS140S15LM / RM	18 x 15 x 40.5	125	48.5	7.7	<b>\$1187</b>
GUTSS140S18LM / RM	18 x 18 x 40.5	150	53.6	9.1	<b>\$1238</b>

**Metal case with laminate doors**

GUTSS140S12LL / RL	18 x 12 x 40.5	125	43.5	6.3	<b>\$1233</b>
GUTSS140S15LL / RL	18 x 15 x 40.5	125	48.5	7.7	<b>\$1271</b>
GUTSS140S18LL / RL	18 x 18 x 40.5	150	53.6	9.1	<b>\$1371</b>



Full pull doors (P)  
Left hand shown



Flat front doors (M or L)  
Left hand shown

**One Column Locker, One Row - 40"H**

- All units are handed, 2nd to last character of model number indicates hand (**L** for Left, **R** for Right)
- 12", 15" and 18" wide locker units to be ganged or anchored for compliance with ANSI/BIFMA X5.6 storage standards.
- Includes one coat hook.

**Required Specifications**

Case finish (paint)  
Door front finish (paint or laminate)  
Key/lock  
Handle (M and L models only)

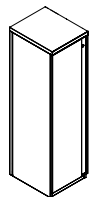
**Optional Specifications**

Ventilation (P and M models only)

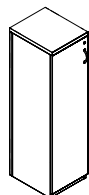
Refer to specification options on page 37 for applicable options and upcharges.

# L PRIME LOCKERS

## ONE HIGH - SINGLE COLUMN, SINGLE ROW

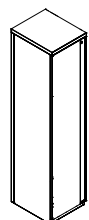


Full pull doors (P)  
Left hand shown

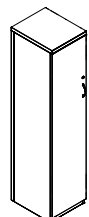


Flat front doors (M or L)  
Left hand shown

### One Column Locker, One Row - 54"H



Full pull doors (P)  
Left hand shown



Flat front doors (M or L)  
Left hand shown

### One Column Locker, One Row - 66"H

MODEL#	DIMENSIONS	FREIGHT CLASS	WT/LBS.	CUBIC FT.	LIST PRICE
--------	------------	---------------	---------	-----------	------------

D x W x H

#### Metal case with metal doors - full pull

GUTSS154S12LP / RP	18 x 12 x 53.6	125	58	8.4	<b>\$1325</b>
GUTSS154S15LP / RP	18 x 15 x 53.6	125	64.8	10.3	<b>\$1375</b>
GUTSS154S18LP / RP	18 x 18 x 53.6	150	71.6	12.1	<b>\$1443</b>

#### Metal case with metal doors - flat front

GUTSS154S12LM / RM	18 x 12 x 53.6	125	58	8.4	<b>\$1325</b>
GUTSS154S15LM / RM	18 x 15 x 53.6	125	64.8	10.3	<b>\$1375</b>
GUTSS154S18LM / RM	18 x 18 x 53.6	150	71.6	12.1	<b>\$1443</b>

#### Metal case with laminate doors

GUTSS154S12LL / RL	18 x 12 x 53.6	125	58	8.4	<b>\$1494</b>
GUTSS154S15LL / RL	18 x 15 x 53.6	125	64.8	10.3	<b>\$1551</b>
GUTSS154S18LL / RL	18 x 18 x 53.6	150	71.6	12.1	<b>\$1630</b>

- All units are handed, 2nd to last character of model number indicates hand (**L** for Left, **R** for Right)
- 12", 15" and 18" wide locker units to be ganged or anchored for compliance with ANSI/BIFMA X5.6 storage standards.
- Includes one adjustable shelf and one coat hook.

#### Metal case with metal doors - full pull

GUTSS166S12LP / RP	18 x 12 x 65.6	125	71.5	10.2	<b>\$1494</b>
GUTSS166S15LP / RP	18 x 15 x 65.6	125	79.9	12.5	<b>\$1550</b>
GUTSS166S18LP / RP	18 x 18 x 65.6	150	88.2	14.8	<b>\$1628</b>

#### Metal case with metal doors - flat front

GUTSS166S12LM / RM	18 x 12 x 65.6	125	71.5	10.2	<b>\$1494</b>
GUTSS166S15LM / RM	18 x 15 x 65.6	125	79.9	12.5	<b>\$1550</b>
GUTSS166S18LM / RM	18 x 18 x 65.6	150	88.2	14.8	<b>\$1628</b>

#### Metal case with laminate doors

GUTSS166S12LL / RL	18 x 12 x 65.6	125	71.5	10.2	<b>\$1643</b>
GUTSS166S15LL / RL	18 x 15 x 65.6	125	79.9	12.5	<b>\$1674</b>
GUTSS166S18LL / RL	18 x 18 x 65.6	150	88.2	14.8	<b>\$1787</b>

- All units are handed, 2nd to last character of model number indicates hand (**L** for Left, **R** for Right)
- 12", 15" and 18" wide locker units to be ganged or anchored for compliance with ANSI/BIFMA X5.6 storage standards.
- Includes two adjustable shelves and one coat hook.

#### Required Specifications

Case finish (paint)  
Door front finish (paint or laminate)  
Key/lock  
Handle (M and L models only)

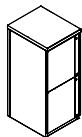
#### Optional Specifications

Ventilation (P and M models only)

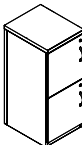
Refer to specification options on page 37 for applicable options and upcharges.

**ONE COLUMN LOCKERS, TWO ROWS**

**MODEL# DIMENSIONS FREIGHT CLASS WT/LBS. CUBIC FT. LIST PRICE**

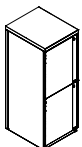


Full pull doors (P)  
Left hand shown

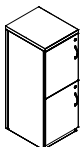


Flat front doors (M or L)  
Left hand shown

**One Column Locker, Two Rows - 35"H**



Full pull doors (P)  
Left hand shown



Flat front doors (M or L)  
Left hand shown

**One Column Locker, Two Rows - 40"H**

**D x W x H  
Metal case with metal doors - full pull**

GUTSS235S12LP / RP	18 x 12 x 35.2	125	38.8	5.6	<b>\$1435</b>
GUTSS235S15LP / RP	18 x 15 x 35.2	125	48.5	6.8	<b>\$1512</b>
GUTSS235S18LP / RP	18 x 18 x 35.2	125	53.8	8.1	<b>\$1589</b>

**Metal case with metal doors - flat front**

GUTSS235S12LM / RM	18 x 12 x 35.2	125	38.8	5.6	<b>\$1435</b>
GUTSS235S15LM / RM	18 x 15 x 35.2	125	48.5	6.8	<b>\$1512</b>
GUTSS235S18LM / RM	18 x 18 x 35.2	125	53.8	8.1	<b>\$1589</b>

**Metal case with laminate doors**

GUTSS235S12LL / RL	18 x 12 x 35.2	125	38.8	5.6	<b>\$1521</b>
GUTSS235S15LL / RL	18 x 15 x 35.2	125	48.5	6.8	<b>\$1611</b>
GUTSS235S18LL / RL	18 x 18 x 35.2	125	53.8	8.1	<b>\$1700</b>

- All units are handed, 2nd to last character of model number indicates hand (**L** for Left, **R** for Right)
- 12", 15" and 18" wide locker units to be ganged or anchored for compliance with ANSI/BIFMA X5.6 storage standards.

**Metal case with metal doors - full pull**

GUTSS240S12LP / RP	18 x 12 x 40.5	125	42.4	6.3	<b>\$1478</b>
GUTSS240S15LP / RP	18 x 15 x 40.5	125	53	7.7	<b>\$1559</b>
GUTSS240S18LP / RP	18 x 18 x 40.5	125	58.7	9.1	<b>\$1640</b>

**Metal case with metal doors - flat front**

GUTSS240S12LM / RM	18 x 12 x 40.5	125	42.4	6.3	<b>\$1478</b>
GUTSS240S15LM / RM	18 x 15 x 40.5	125	53	7.7	<b>\$1559</b>
GUTSS240S18LM / RM	18 x 18 x 40.5	125	58.7	9.1	<b>\$1640</b>

**Metal case with laminate doors**

GUTSS240S12LL / RL	18 x 12 x 40.5	125	42.4	6.3	<b>\$1573</b>
GUTSS240S15LL / RL	18 x 15 x 40.5	125	53	7.7	<b>\$1668</b>
GUTSS240S18LL / RL	18 x 18 x 40.5	125	58.7	9.1	<b>\$1762</b>

- All units are handed, 2nd to last character of model number indicates hand (**L** for Left, **R** for Right)
- 12", 15" and 18" wide locker units to be ganged or anchored for compliance with ANSI/BIFMA X5.6 storage standards.

**Required Specifications**

Case finish (paint)  
Door front finish (paint or laminate)  
Key/lock  
Handle (M and L models only)

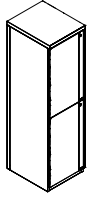
**Optional Specifications**

Ventilation (P and M models only)

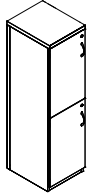
Refer to specification options on page 37 for applicable options and upcharges.

# L PRIME LOCKERS

## ONE COLUMN LOCKERS, TWO ROWS

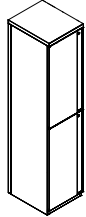


Full pull doors (P)  
Left hand shown

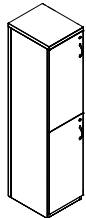


Flat front doors (M or L)  
Left hand shown

### One Column Locker, Two Rows - 54"H



Full pull doors (P)  
Left hand shown



Flat front doors (M or L)  
Left hand shown

### One Column Locker, Two Rows - 66"H

MODEL#	DIMENSIONS	FREIGHT CLASS	WT/LBS.	CUBIC FT.	LIST PRICE
--------	------------	---------------	---------	-----------	------------

D x W x H

#### Metal case with metal doors - full pull

GUTSS254S12LP / RP	18 x 12 x 53.6	125	58.4	8.4	<b>\$1585</b>
GUTSS254S15LP / RP	18 x 15 x 53.6	125	73	10.3	<b>\$1674</b>
GUTSS254S18LP / RP	18 x 18 x 53.6	125	81	12.1	<b>\$1760</b>

#### Metal case with metal doors - flat front

GUTSS254S12LM / RM	18 x 12 x 53.6	125	58.4	8.4	<b>\$1585</b>
GUTSS254S15LM / RM	18 x 15 x 53.6	125	73	10.3	<b>\$1674</b>
GUTSS254S18LM / RM	18 x 18 x 53.6	125	81	12.1	<b>\$1760</b>

#### Metal case with laminate doors

GUTSS254S12LL / RL	18 x 12 x 53.6	125	58.4	8.4	<b>\$1704</b>
GUTSS254S15LL / RL	18 x 15 x 53.6	125	73	10.3	<b>\$1810</b>
GUTSS254S18LL / RL	18 x 18 x 53.6	125	81	12.1	<b>\$1920</b>

- All units are handed, 2nd to last character of model number indicates hand (**L** for Left, **R** for Right)
- 12", 15" and 18" wide locker units to be ganged or anchored for compliance with ANSI/BIFMA X5.6 storage standards.
- Includes two adjustable shelves.

#### Metal case with metal doors - full pull

GUTSS266S12LP / RP	18 x 12 x 65.6	125	67.3	10.2	<b>\$1734</b>
GUTSS266S15LP / RP	18 x 15 x 65.6	125	84.1	12.5	<b>\$1807</b>
GUTSS266S18LP / RP	18 x 18 x 65.6	125	93.1	14.8	<b>\$1877</b>

#### Metal case with metal doors - flat front

GUTSS266S12LM / RM	18 x 12 x 65.6	125	67.3	10.2	<b>\$1734</b>
GUTSS266S15LM / RM	18 x 15 x 65.6	125	84.1	12.5	<b>\$1807</b>
GUTSS266S18LM / RM	18 x 18 x 65.6	125	93.1	14.8	<b>\$1877</b>

#### Metal case with laminate doors

GUTSS266S12LL / RL	18 x 12 x 65.6	125	71	11.3	<b>\$1931</b>
GUTSS266S15LL / RL	18 x 15 x 65.6	125	88.7	13.8	<b>\$1969</b>
GUTSS266S18LL / RL	18 x 18 x 65.6	125	98.1	16.3	<b>\$1997</b>

- All units are handed, 2nd to last character of model number indicates hand (**L** for Left, **R** for Right)
- 12", 15" and 18" wide locker units to be ganged or anchored for compliance with ANSI/BIFMA X5.6 storage standards.
- Includes two adjustable shelves.

#### Required Specifications

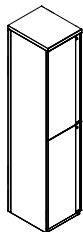
Case finish (paint)  
Door front finish (paint or laminate)  
Key/lock  
Handle (M and L models only)

#### Optional Specifications

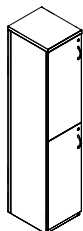
Ventilation (P and M models only)

Refer to specification options on page 37 for applicable options and upcharges.

**ONE COLUMN LOCKERS, TWO ROWS**



Full pull doors (P)  
Left hand shown



Flat front doors (M or L)  
Left hand shown

**One Column Locker, Two Rows - 72"H**

**MODEL# DIMENSIONS FREIGHT CLASS WT/LBS. CUBIC FT. LIST PRICE**

D x W x H

**Metal case with metal doors - full pull**

GUTSS272S12LP / RP	18 x 12 x 72	125	76	12.3	<b>\$1755</b>
GUTSS272S15LP / RP	18 x 15 x 72	125	94.9	15.1	<b>\$1854</b>
GUTSS272S18LP / RP	18 x 18 x 72	150	104.8	17.8	<b>\$1952</b>

**Metal case with metal doors - flat front**

GUTSS272S12LM / RM	18 x 12 x 72	125	67.3	10.2	<b>\$1755</b>
GUTSS272S15LM / RM	18 x 15 x 72	125	67.3	10.2	<b>\$1854</b>
GUTSS272S18LM / RM	18 x 18 x 72	125	67.3	10.2	<b>\$1952</b>

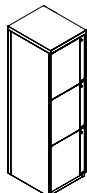
**Metal case with laminate doors**

GUTSS272S12LL / RL	18 x 12 x 72	125	72	11.2	<b>\$1916</b>
GUTSS272S15LL / RL	18 x 15 x 72	125	90	13.7	<b>\$2039</b>
GUTSS272S18LL / RL	18 x 18 x 72	125	99.6	16.2	<b>\$2161</b>

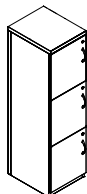
- All units are handed, 2nd to last character of model number indicates hand (**L** for Left, **R** for Right)
- 12", 15" and 18" wide locker units to be ganged or anchored for compliance with ANSI/BIFMA X5.6 storage standards.
- Includes two adjustable shelves.

**ONE COLUMN LOCKERS, THREE ROWS**

**MODEL# DIMENSIONS FREIGHT CLASS WT/LBS. CUBIC FT. LIST PRICE**



Full pull doors (P)  
Left hand shown



Flat front doors (M or L)  
Left hand shown

**One Column Locker, Three Rows - 54"H**

**Metal case with metal doors - full pull**

GUTSS354S12LP / RP	18 x 12 x 53.6	125	56.3	8.4	<b>\$1819</b>
GUTSS354S15LP / RP	18 x 15 x 53.6	125	70.4	10.3	<b>\$1901</b>
GUTSS354S18LP / RP	18 x 18 x 53.6	125	77.9	12.1	<b>\$1998</b>

**Metal case with metal doors - flat front**

GUTSS354S12LM / RM	18 x 12 x 53.6	125	56.3	8.4	<b>\$1819</b>
GUTSS354S15LM / RM	18 x 15 x 53.6	125	70.4	10.3	<b>\$1901</b>
GUTSS354S18LM / RM	18 x 18 x 53.6	125	77.9	12.1	<b>\$1998</b>

**Metal case with laminate doors**

GUTSS354S12LL / RL	18 x 12 x 53.6	125	56.3	8.4	<b>\$2037</b>
GUTSS354S15LL / RL	18 x 15 x 53.6	125	70.4	10.3	<b>\$2112</b>
GUTSS354S18LL / RL	18 x 18 x 53.6	125	77.9	12.1	<b>\$2239</b>

- All units are handed, 2nd to last character of model number indicates hand (**L** for Left, **R** for Right)
- 12", 15" and 18" wide locker units to be ganged or anchored for compliance with ANSI/BIFMA X5.6 storage standards.

**Required Specifications**

Case finish (paint)  
Door front finish (paint or laminate)  
Key/lock  
Handle (M and L models only)

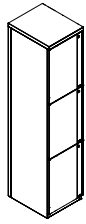
**Optional Specifications**

Ventilation (P and M models only)

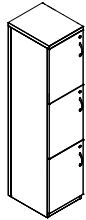
Refer to specification options on page 37 for applicable options and upcharges.

# L PRIME LOCKERS

## ONE COLUMN LOCKERS, THREE ROWS

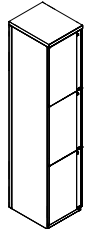


Full pull doors (P)  
Left hand shown

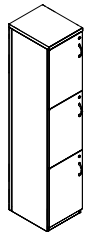


Flat front doors (M or L)  
Left hand shown

### One Column Locker, Three Rows - 66"H



Full pull doors (P)  
Left hand shown



Flat front doors (M or L)  
Left hand shown

### One Column Locker, Three Rows - 72"H

MODEL#	DIMENSIONS	FREIGHT CLASS	WT/LBS.	CUBIC FT.	LIST PRICE
--------	------------	---------------	---------	-----------	------------

D x W x H

#### Metal case with metal doors - full pull

GUTSS366S12LP / RP	18 x 12 x 65.6	125	65.2	10.2	<b>\$1943</b>
GUTSS366S15LP / RP	18 x 15 x 65.6	125	81.5	12.5	<b>\$2048</b>
GUTSS366S18LP / RP	18 x 18 x 65.6	125	90	14.8	<b>\$2130</b>

#### Metal case with metal doors - flat front

GUTSS366S12LM / RM	18 x 12 x 65.6	125	65.2	10.2	<b>\$1943</b>
GUTSS366S15LM / RM	18 x 15 x 65.6	125	81.5	12.5	<b>\$2048</b>
GUTSS366S18LM / RM	18 x 18 x 65.6	125	90	14.8	<b>\$2130</b>

#### Metal case with laminate doors

GUTSS366S12LL / RL	18 x 12 x 65.6	125	65.2	10.2	<b>\$2153</b>
GUTSS366S15LL / RL	18 x 15 x 65.6	125	81.5	12.5	<b>\$2288</b>
GUTSS366S18LL / RL	18 x 18 x 65.6	125	90	14.8	<b>\$2336</b>

- All units are handed, 2nd to last character of model number indicates hand (**L** for Left, **R** for Right)
- 12", 15" and 18" wide locker units to be ganged or anchored for compliance with ANSI/BIFMA X5.6 storage standards.

#### Metal case with metal doors - full pull

GUTSS372S12LP / RP	18 x 12 x 72	125	75.9	11.2	<b>\$2014</b>
GUTSS372S15LP / RP	18 x 15 x 72	125	94.8	13.7	<b>\$2124</b>
GUTSS372S18LP / RP	18 x 18 x 72	125	105.1	16.2	<b>\$2234</b>

#### Metal case with metal doors - flat front

GUTSS372S12LM / RM	18 x 12 x 72	125	75.9	11.2	<b>\$2014</b>
GUTSS372S15LM / RM	18 x 15 x 72	125	94.8	13.7	<b>\$2124</b>
GUTSS372S18LM / RM	18 x 18 x 72	125	105.1	16.2	<b>\$2234</b>

#### Metal case with laminate doors

GUTSS372S12LL / RL	18 x 12 x 72	125	75.9	11.2	<b>\$2239</b>
GUTSS372S15LL / RL	18 x 15 x 72	125	94.8	13.7	<b>\$2379</b>
GUTSS372S18LL / RL	18 x 18 x 72	125	105.1	16.2	<b>\$2519</b>

- All units are handed, 2nd to last character of model number indicates hand (**L** for Left, **R** for Right)
- 12", 15" and 18" wide locker units to be ganged or anchored for compliance with ANSI/BIFMA X5.6 storage standards.
- Includes three adjustable shelves.

#### Required Specifications

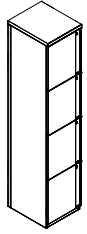
Case finish (paint)  
Door front finish (paint or laminate)  
Key/lock  
Handle (M and L models only)

#### Optional Specifications

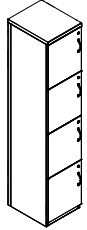
Ventilation (P and M models only)

Refer to specification options on page 37 for applicable options and upcharges.

**ONE COLUMN LOCKERS, FOUR ROWS**



Full pull doors (P)  
Left hand shown



Flat front doors (M or L)  
Left hand shown

**One Column Locker, Four Rows - 72"H**

**MODEL# DIMENSIONS FREIGHT CLASS WT/LBS. CUBIC FT. LIST PRICE**

D x W x H

**Metal case with metal doors - full pull**

GUTSS472S12LP / RP	18 x 12 x 72	125	73.8	11.2	<b>\$2549</b>
GUTSS472S15LP / RP	18 x 15 x 72	125	92.3	13.7	<b>\$2689</b>
GUTSS472S18LP / RP	18 x 18 x 72	125	102	16.2	<b>\$2830</b>

**Metal case with metal doors - flat front**

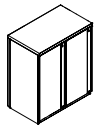
GUTSS472S12LM / RM	18 x 12 x 72	125	73.8	11.2	<b>\$2549</b>
GUTSS472S15LM / RM	18 x 15 x 72	125	92.3	13.7	<b>\$2689</b>
GUTSS472S18LM / RM	18 x 18 x 72	125	102	16.2	<b>\$2830</b>

**Metal case with laminate doors**

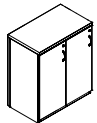
GUTSS472S12LL / RL	18 x 12 x 72	125	73.8	11.2	<b>\$2898</b>
GUTSS472S15LL / RL	18 x 15 x 72	125	92.3	13.7	<b>\$3075</b>
GUTSS472S18LL / RL	18 x 18 x 72	125	102	16.2	<b>\$3251</b>

- All units are handed, 2nd to last character of model number indicates hand (**L** for Left, **R** for Right)
- 12", 15" and 18" wide locker units to be ganged or anchored for compliance with ANSI/BIFMA X5.6 storage standards.

**TWO COLUMN LOCKERS, ONE ROW**



Full pull doors (P)  
Left hand shown



Flat front doors (M or L)  
Left hand shown

**Two Column Locker, One Row - 35"H**

**MODEL# DIMENSIONS FREIGHT CLASS WT/LBS. CUBIC FT. LIST PRICE**

**Metal case with metal doors - full pull**

GUTDSF135S24LP / RP	18 x 24 x 35.2	125	73.8	10.6	<b>\$1802</b>
GUTDSF135S30LP / RP	18 x 30 x 35.2	125	89.1	13	<b>\$1902</b>
GUTDSF135S36LP / RP	18 x 36 x 35.2	125	99.9	15.5	<b>\$2000</b>

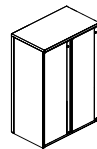
**Metal case with metal doors - flat front**

GUTDSF135S24LM / RM	18 x 24 x 35.2	125	78.3	10.6	<b>\$1802</b>
GUTDSF135S30LM / RM	18 x 30 x 35.2	125	89.1	13	<b>\$1902</b>
GUTDSF135S36LM / RM	18 x 36 x 35.2	125	99.9	15.5	<b>\$2000</b>

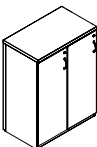
**Metal case with laminate doors**

GUTDSF135S24LL / RL	18 x 24 x 35.2	125	78.3	10.6	<b>\$1941</b>
GUTDSF135S30LL / RL	18 x 30 x 35.2	125	89.1	13	<b>\$2061</b>
GUTDSF135S36LL / RL	18 x 36 x 35.2	125	99.9	15.5	<b>\$2191</b>

- All units are handed, 2nd to last character of model number indicates hand (**L** for Left, **R** for Right)
- Includes one adjustable shelf per column.



Full pull doors (P)  
Left hand shown



Flat front doors (M or L)  
Left hand shown

**Two Column Locker, One Row - 40"H**

**Metal case with metal doors - full pull**

GUTDSF140S24LP / RP	18 x 24 x 40	125	80.5	11.9	<b>\$1859</b>
GUTDSF140S30LP / RP	18 x 30 x 40	125	90.9	14.8	<b>\$1960</b>
GUTDSF140S36LP / RP	18 x 36 x 40	150	101.3	17.6	<b>\$2061</b>

**Metal case with metal doors - flat front**

GUTDSF140S24LM / RM	18 x 24 x 40	125	80.5	11.9	<b>\$1859</b>
GUTDSF140S30LM / RM	18 x 30 x 40	125	90.9	14.8	<b>\$1960</b>
GUTDSF140S36LM / RM	18 x 36 x 40	150	101.3	17.6	<b>\$2061</b>

**Metal case with laminate doors**

GUTDSF140S24LL / RL	18 x 24 x 40	125	80.5	11.9	<b>\$2037</b>
GUTDSF140S30LL / RL	18 x 30 x 40	125	90.9	14.8	<b>\$2130</b>
GUTDSF140S36LL / RL	18 x 36 x 40	150	101.3	17.6	<b>\$2280</b>

- All units are handed, 2nd to last character of model number indicates hand (**L** for Left, **R** for Right)
- Includes one coat hook per column.

**Required Specifications**

Case finish (paint)  
Door front finish (paint or laminate)  
Key/lock  
Handle (M and L models only)

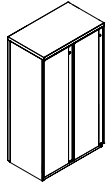
**Optional Specifications**

Ventilation (P and M models only)

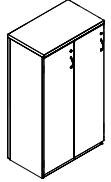
Refer to specification options on page 37 for applicable options and upcharges.

# L PRIME LOCKERS

## TWO COLUMN LOCKERS, ONE ROW

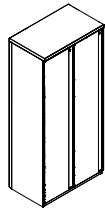


Full pull doors (P)  
Left hand shown

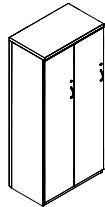


Flat front doors (M or L)  
Left hand shown

### Two Column Locker, One Row - 54"H



Full pull doors (P)  
Left hand shown



Flat front doors (M or L)  
Left hand shown

### Two Column Locker, One Row - 66"H

MODEL#	DIMENSIONS	FREIGHT CLASS	WT/LBS.	CUBIC FT.	LIST PRICE
--------	------------	---------------	---------	-----------	------------

D x W x H

#### Metal case with metal doors - full pull

GUTDSF154S24LP / RP	18 x 24 x 53.6	125	107.3	15.9	<b>\$1996</b>
GUTDSF154S30LP / RP	18 x 30 x 53.6	125	121.1	19.6	<b>\$2104</b>
GUTDSF154S36LP / RP	18 x 36 x 53.6	150	135	23.3	<b>\$2212</b>

#### Metal case with metal doors - flat front

GUTDSF154S24LM / RM	18 x 24 x 53.6	125	107.3	15.9	<b>\$1996</b>
GUTDSF154S30LM / RM	18 x 30 x 53.6	125	121.1	19.6	<b>\$2104</b>
GUTDSF154S36LM / RM	18 x 36 x 53.6	150	135	23.3	<b>\$2212</b>

#### Metal case with laminate doors

GUTDSF154S24LL / RL	18 x 24 x 53.6	125	107.3	15.9	<b>\$2212</b>
GUTDSF154S30LL / RL	18 x 30 x 53.6	125	121.1	19.6	<b>\$2359</b>
GUTDSF154S36LL / RL	18 x 36 x 53.6	150	135	23.3	<b>\$2510</b>

- All units are handed, 2nd to last character of model number indicates hand (**L** for Left, **R** for Right)
- Includes one adjustable shelf and one coat hook per column.

#### Metal case with metal doors - full pull

GUTDSF166S24LP / RP	18 x 24 x 65.6	125	132	19.3	<b>\$2155</b>
GUTDSF166S30LP / RP	18 x 30 x 65.6	125	149.1	23.9	<b>\$2269</b>
GUTDSF166S36LP / RP	18 x 36 x 65.6	150	166.1	28.4	<b>\$2387</b>

#### Metal case with metal doors - flat front

GUTDSF166S24LM / RM	18 x 24 x 65.6	125	132	19.3	<b>\$2155</b>
GUTDSF166S30LM / RM	18 x 30 x 65.6	125	149.1	23.9	<b>\$2269</b>
GUTDSF166S36LM / RM	18 x 36 x 65.6	150	166.1	28.4	<b>\$2387</b>

#### Metal case with laminate doors

GUTDSF166S24LL / RL	18 x 24 x 65.6	125	132	19.3	<b>\$2421</b>
GUTDSF166S30LL / RL	18 x 30 x 65.6	125	149.1	23.9	<b>\$2586</b>
GUTDSF166S36LL / RL	18 x 36 x 65.6	150	166.1	28.4	<b>\$2755</b>

- All units are handed, 2nd to last character of model number indicates hand (**L** for Left, **R** for Right)
- Includes two adjustable shelves and one coat hook per column.

#### Required Specifications

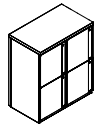
Case finish (paint)  
Door front finish (paint or laminate)  
Key/lock  
Handle (M and L models only)

#### Optional Specifications

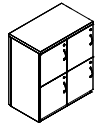
Ventilation (P and M models only)

Refer to specification options on page 37 for applicable options and upcharges.

**TWO COLUMN LOCKERS, TWO ROWS**

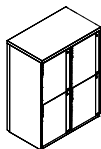


Full pull doors (P)  
Left hand shown

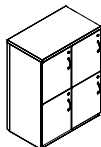


Flat front doors (M or L)  
Left hand shown

**Two Column Locker, Two Rows - 35"H**

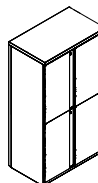


Full pull doors (P)  
Left hand shown

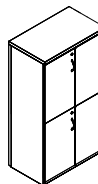


Flat front doors (M or L)  
Left hand shown

**Two Column Locker, Two Rows - 40"H**



Full pull doors (P)  
Left hand shown



Flat front doors (M or L)  
Left hand shown

**Two Column Locker, Two Rows - 54"H**

**MODEL# DIMENSIONS FREIGHT CLASS WT./LBS. CUBIC FT. LIST PRICE**

**D x W x H**

**Metal case with metal doors - full pull**

GUTDSF235S24LP / RP	18 x 24 x 35.2	125	80.1	10.6	<b>\$2218</b>
GUTDSF235S30LP / RP	18 x 30 x 35.2	125	91.1	13	<b>\$2331</b>
GUTDSF235S36LP / RP	18 x 36 x 35.2	125	102.1	15.5	<b>\$2455</b>

**Metal case with metal doors - flat front**

GUTDSF235S24LM / RM	18 x 24 x 35.2	125	80.1	10.6	<b>\$2218</b>
GUTDSF235S30LM / RM	18 x 30 x 35.2	125	91.1	13	<b>\$2331</b>
GUTDSF235S36LM / RM	18 x 36 x 35.2	125	102.1	15.5	<b>\$2455</b>

**Metal case with laminate doors**

GUTDSF235S24LL / RL	18 x 24 x 35.2	125	80.1	10.6	<b>\$2605</b>
GUTDSF235S30LL / RL	18 x 30 x 35.2	125	91.1	13	<b>\$2764</b>
GUTDSF235S36LL / RL	18 x 36 x 35.2	125	102.1	15.5	<b>\$2929</b>

- All units are handed, 2nd to last character of model number indicates hand (**L** for Left, **R** for Right)

**Metal case with metal doors - full pull**

GUTDSF240S24LP / RP	18 x 24 x 40	125	87.6	11.9	<b>\$2360</b>
GUTDSF240S30LP / RP	18 x 30 x 40	125	99.4	14.8	<b>\$2463</b>
GUTDSF240S36LP / RP	18 x 36 x 40	125	111.1	17.6	<b>\$2529</b>

**Metal case with metal doors - flat front**

GUTDSF240S24LM / RM	18 x 24 x 40	125	87.6	11.9	<b>\$2360</b>
GUTDSF240S30LM / RM	18 x 30 x 40	125	99.4	14.8	<b>\$2463</b>
GUTDSF240S36LM / RM	18 x 36 x 40	125	111.1	17.6	<b>\$2529</b>

**Metal case with laminate doors**

GUTDSF240S24LL / RL	18 x 24 x 40	125	87.6	11.9	<b>\$2707</b>
GUTDSF240S30LL / RL	18 x 30 x 40	125	99.4	14.8	<b>\$2889</b>
GUTDSF240S36LL / RL	18 x 36 x 40	125	111.1	17.6	<b>\$3038</b>

- All units are handed, 2nd to last character of model number indicates hand (**L** for Left, **R** for Right)

**Metal case with metal doors - full pull**

GUTDSF254S24LP / RP	18 x 24 x 53.6	125	119.9	15.9	<b>\$2450</b>
GUTDSF254S30LP / RP	18 x 30 x 53.6	125	136.3	19.6	<b>\$2583</b>
GUTDSF254S36LP / RP	18 x 36 x 53.6	125	152.7	23.3	<b>\$2716</b>

**Metal case with metal doors - flat front**

GUTDSF254S24LM / RM	18 x 24 x 53.6	125	119.9	15.9	<b>\$2450</b>
GUTDSF254S30LM / RM	18 x 30 x 53.6	125	136.3	19.6	<b>\$2583</b>
GUTDSF254S36LM / RM	18 x 36 x 53.6	125	152.7	23.3	<b>\$2716</b>

**Metal case with laminate doors**

GUTDSF254S24LL / RL	18 x 24 x 53.6	125	119.9	15.9	<b>\$2944</b>
GUTDSF254S30LL / RL	18 x 30 x 53.6	125	136.3	19.6	<b>\$3133</b>
GUTDSF254S36LL / RL	18 x 36 x 53.6	125	152.7	23.3	<b>\$3328</b>

- All units are handed, 2nd to last character of model number indicates hand (**L** for Left, **R** for Right)
- Includes two adjustable shelves per column.

**Required Specifications**

Case finish (paint)  
Door front finish (paint or laminate)  
Key/lock  
Handle (M and L models only)

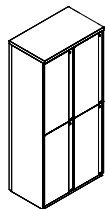
**Optional Specifications**

Ventilation (P and M models only)

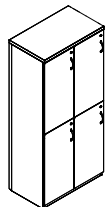
Refer to specification options on page 37 for applicable options and upcharges.

# L PRIME LOCKERS

## TWO COLUMN LOCKERS, TWO ROWS

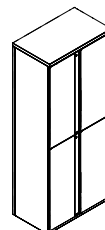


Full pull doors (P)  
Left hand shown

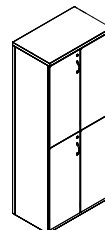


Flat front doors (M or L)  
Left hand shown

### Two Column Locker, Two Rows - 66"H



Full pull doors (P)  
Left hand shown



Flat front doors (M or L)  
Left hand shown

### Two Column Locker, Two Rows - 72"H

MODEL#	DIMENSIONS	FREIGHT CLASS	WT/LBS.	CUBIC FT.	LIST PRICE
--------	------------	---------------	---------	-----------	------------

D x W x H

#### Metal case with metal doors - full pull

GUTDSF266S24LP / RP	18 x 24 x 65.6	125	138.6	19.3	<b>\$2452</b>
GUTDSF266S30LP / RP	18 x 30 x 65.6	125	157	23.9	<b>\$2786</b>
GUTDSF266S36LP / RP	18 x 36 x 65.6	125	175.4	28.4	<b>\$3234</b>

#### Metal case with metal doors - flat front

GUTDSF266S24LM / RM	18 x 24 x 65.6	125	138.6	19.3	<b>\$2914</b>
GUTDSF266S30LM / RM	18 x 30 x 65.6	125	157	23.9	<b>\$2786</b>
GUTDSF266S36LM / RM	18 x 36 x 65.6	125	175.4	28.4	<b>\$3234</b>

#### Metal case with laminate doors

GUTDSF266S24LL / RL	18 x 24 x 65.6	125	138.6	19.3	<b>\$2846</b>
GUTDSF266S30LL / RL	18 x 30 x 65.6	125	157	23.9	<b>\$3413</b>
GUTDSF266S36LL / RL	18 x 36 x 65.6	125	175.4	28.4	<b>\$3471</b>

- All units are handed, 2nd to last character of model number indicates hand (**L** for Left, **R** for Right)
- Includes two adjustable shelves per column.

#### Metal case with metal doors - full pull

GUTDSF272S24LP / RP	18 x 24 x 72	125	148.6	21.2	<b>\$2712</b>
GUTDSF272S30LP / RP	18 x 30 x 72	125	168.1	26.1	<b>\$2855</b>
GUTDSF272S36LP / RP	18 x 36 x 72	125	187.5	31.1	<b>\$3003</b>

#### Metal case with metal doors - flat front

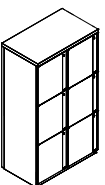
GUTDSF272S24LM / RM	18 x 24 x 72	125	148.6	21.2	<b>\$2712</b>
GUTDSF272S30LM / RM	18 x 30 x 72	125	168.1	26.1	<b>\$2855</b>
GUTDSF272S36LM / RM	18 x 36 x 72	125	187.5	31.1	<b>\$3003</b>

#### Metal case with laminate doors

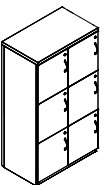
GUTDSF272S24LL / RL	18 x 24 x 72	125	148.6	21.2	<b>\$3298</b>
GUTDSF272S30LL / RL	18 x 30 x 72	125	168.1	26.1	<b>\$3512</b>
GUTDSF272S36LL / RL	18 x 36 x 72	125	187.5	31.1	<b>\$3741</b>

- All units are handed, 2nd to last character of model number indicates hand (**L** for Left, **R** for Right)
- Includes two adjustable shelves per column.

## TWO COLUMN LOCKERS, THREE ROWS



Full pull doors (P)  
Left hand shown



Flat front doors (M or L)  
Left hand shown

### Two Column Locker, Three Rows - 54"H

MODEL#	DIMENSIONS	FREIGHT CLASS	WT/LBS.	CUBIC FT.	LIST PRICE
--------	------------	---------------	---------	-----------	------------

#### Metal case with metal doors - full pull

GUTDSF354S24LP / RP	18 x 24 x 53.6	125	107.5	14.2	<b>\$3143</b>
GUTDSF354S30LP / RP	18 x 30 x 53.6	125	121.9	17.6	<b>\$3307</b>
GUTDSF354S36LP / RP	18 x 36 x 53.6	125	136.3	20.9	<b>\$3482</b>

#### Metal case with metal doors - flat front

GUTDSF354S24LM / RM	18 x 24 x 53.6	125	116.3	15.9	<b>\$3143</b>
GUTDSF354S30LM / RM	18 x 30 x 53.6	125	131.6	19.6	<b>\$3307</b>
GUTDSF354S36LM / RM	18 x 36 x 53.6	125	146.9	23.3	<b>\$3482</b>

#### Metal case with laminate doors

GUTDSF354S24LL / RL	18 x 24 x 53.6	125	116.3	15.9	<b>\$3581</b>
GUTDSF354S30LL / RL	18 x 30 x 53.6	125	131.6	19.6	<b>\$3704</b>
GUTDSF354S36LL / RL	18 x 36 x 53.6	125	146.9	23.3	<b>\$3934</b>

- All units are handed, 2nd to last character of model number indicates hand (**L** for Left, **R** for Right)

#### Required Specifications

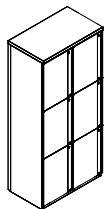
Case finish (paint)  
Door front finish (paint or laminate)  
Key/lock  
Handle (M and L models only)

#### Optional Specifications

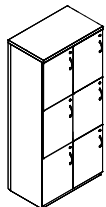
Ventilation (P and M models only)

Refer to specification options on page 37 for applicable options and upcharges.

**TWO COLUMN LOCKERS, THREE ROWS**

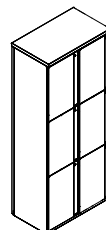


Full pull doors (P)  
Left hand shown

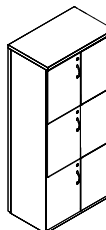


Flat front doors (M or L)  
Left hand shown

**Two Column Locker, Three Rows - 66"H**



Full pull doors (P)  
Left hand shown



Flat front doors (M or L)  
Left hand shown

**Two Column Locker, Three Rows - 72"H**

**MODEL# DIMENSIONS FREIGHT CLASS WT/LBS. CUBIC FT. LIST PRICE**

D x W x H

**Metal case with metal doors - full pull**

GUTDSF366S24LP / RP	18 x 24 x 65.6	125	135	19.3	<b>\$3389</b>
GUTDSF366S30LP / RP	18 x 30 x 65.6	125	152.4	23.9	<b>\$3571</b>
GUTDSF366S36LP / RP	18 x 36 x 65.6	150	169.6	28.4	<b>\$3751</b>

**Metal case with metal doors - flat front**

GUTDSF366S24LM / RM	18 x 24 x 65.6	125	135	19.3	<b>\$3389</b>
GUTDSF366S30LM / RM	18 x 30 x 65.6	125	152.4	23.9	<b>\$3571</b>
GUTDSF366S36LM / RM	18 x 36 x 65.6	150	169.6	28.4	<b>\$3751</b>

**Metal case with laminate doors**

GUTDSF366S24LL / RL	18 x 24 x 65.6	125	135	19.3	<b>\$3785</b>
GUTDSF366S30LL / RL	18 x 30 x 65.6	125	152.4	23.9	<b>\$4026</b>
GUTDSF366S36LL / RL	18 x 36 x 65.6	150	169.6	28.4	<b>\$4164</b>

- All units are handed, 2nd to last character of model number indicates hand (**L** for Left, **R** for Right)

**Metal case with metal doors - full pull**

GUTDSF372S24LP / RP	18 x 24 x 72	125	161.4	21.2	<b>\$3515</b>
GUTDSF372S30LP / RP	18 x 30 x 72	125	182.2	26.1	<b>\$3697</b>
GUTDSF372S36LP / RP	18 x 36 x 72	125	203	31.1	<b>\$3890</b>

**Metal case with metal doors - flat front**

GUTDSF372S24LM / RM	18 x 24 x 72	125	161.4	21.2	<b>\$3515</b>
GUTDSF372S30LM / RM	18 x 30 x 72	125	182.2	26.1	<b>\$3697</b>
GUTDSF372S36LM / RM	18 x 36 x 72	125	203	31.1	<b>\$3890</b>

**Metal case with laminate doors**

GUTDSF372S24LL / RL	18 x 24 x 72	125	161.4	21.2	<b>\$3934</b>
GUTDSF372S30LL / RL	18 x 30 x 72	125	182.2	26.1	<b>\$4188</b>
GUTDSF372S36LL / RL	18 x 36 x 72	125	203	31.1	<b>\$4443</b>

- All units are handed, 2nd to last character of model number indicates hand (**L** for Left, **R** for Right)
- Includes three adjustable shelves per column.

**Required Specifications**

Case finish (paint)  
Door front finish (paint or laminate)  
Key/lock  
Handle (M and L models only)

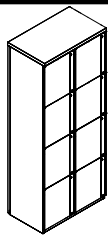
**Optional Specifications**

Ventilation (P and M models only)

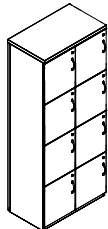
Refer to specification options on page 37 for applicable options and upcharges.

# L PRIME LOCKERS

## TWO COLUMN LOCKERS, FOUR ROWS



Full pull doors (P)  
Left hand shown



Flat front doors (M or L)  
Left hand shown

**Two Column Locker, Four Rows - 72"H**

MODEL#	DIMENSIONS	FREIGHT CLASS	WT/LBS.	CUBIC FT.	LIST PRICE
--------	------------	---------------	---------	-----------	------------

D x W x H

### Metal case with metal doors - full pull

GUTDSF472S24LP / RP	18 x 24 x 72	125	151.6	21.2	<b>\$4040</b>
GUTDSF472S30LP / RP	18 x 30 x 72	125	171.3	26.1	<b>\$4254</b>
GUTDSF472S36LP / RP	18 x 36 x 72	125	191	31.1	<b>\$4468</b>

### Metal case with metal doors - flat front

GUTDSF472S24LM / RM	18 x 24 x 72	125	151.6	21.2	<b>\$4040</b>
GUTDSF472S30LM / RM	18 x 30 x 72	125	171.3	26.1	<b>\$4254</b>
GUTDSF472S36LM / RM	18 x 36 x 72	125	191	31.1	<b>\$4468</b>

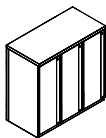
### Metal case with laminate doors

GUTDSF472S24LL / RL	18 x 24 x 72	125	151.6	21.2	<b>\$4659</b>
GUTDSF472S30LL / RL	18 x 30 x 72	125	171.3	26.1	<b>\$4961</b>
GUTDSF472S36LL / RL	18 x 36 x 72	125	191	31.1	<b>\$5252</b>

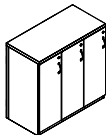
- All units are handed, 2nd to last character of model number indicates hand (**L** for Left, **R** for Right)

## THREE COLUMN LOCKERS, ONE ROW

### LIST PRICE



Full pull doors (P)  
Left hand shown



Flat front doors (M or L)  
Left hand shown

**Three Column Locker, One Row - 35"H**

### Metal case with metal doors - full pull

GUTTSF135S36LP / RP	18 x 36 x 35.2	125	114.5	15.5	<b>\$2497</b>
GUTTSF135S42LP / RP	18 x 42 x 35.2	125	125.4	18	<b>\$2619</b>

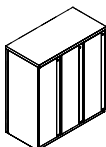
### Metal case with metal doors - flat front

GUTTSF135S36LM / RM	18 x 36 x 35.2	125	114.5	15.5	<b>\$2497</b>
GUTTSF135S42LM / RM	18 x 42 x 35.2	125	125.4	18	<b>\$2619</b>

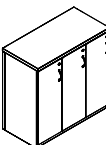
### Metal case with laminate doors

GUTTSF135S36LL / RL	18 x 36 x 35.2	125	114.5	15.5	<b>\$3408</b>
GUTTSF135S42LL / RL	18 x 42 x 35.2	125	125.4	18	<b>\$3575</b>

- All units are handed, 2nd to last character of model number indicates hand (**L** for Left, **R** for Right)
- Includes one adjustable shelf per column.



Full pull doors (P)  
Left hand shown



Flat front doors (M or L)  
Left hand shown

**Three Column Locker, One Row - 40"H**

### Metal case with metal doors - full pull

GUTTSF140S36LP / RP	18 x 36 x 40	125	117.7	17.6	<b>\$2575</b>
GUTTSF140S42LP / RP	18 x 42 x 40	125	128.1	20.4	<b>\$2702</b>

### Metal case with metal doors - flat front

GUTTSF140S36LM / RM	18 x 36 x 40	125	117.7	17.6	<b>\$2575</b>
GUTTSF140S42LM / RM	18 x 42 x 40	125	128.1	20.4	<b>\$2702</b>

### Metal case with laminate doors

GUTTSF140S36LL / RL	18 x 36 x 40	125	117.7	17.6	<b>\$2738</b>
GUTTSF140S42LL / RL	18 x 42 x 40	125	128.1	20.4	<b>\$4310</b>

- All units are handed, 2nd to last character of model number indicates hand (**L** for Left, **R** for Right)
- Includes one coat hook per column.

### Required Specifications

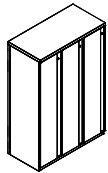
Case finish (paint)  
Door front finish (paint or laminate)  
Key/lock  
Handle (M and L models only)

### Optional Specifications

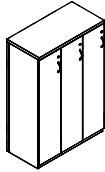
Ventilation (P and M models only)

Refer to specification options on page 37 for applicable options and upcharges.

**THREE COLUMN LOCKERS, ONE ROW**



Full pull doors (P)  
Left hand shown



Flat front doors (M or L)  
Left hand shown

**Three Column Locker, One Row - 54"H**

**MODEL#                      DIMENSIONS                      FREIGHT CLASS                      WT./LBS.                      CUBIC FT.                      LIST PRICE**

**D x W x H**

**Metal case with metal doors - full pull**

GUTTSF154S36LP / RP	18 x 36 x 53.6	125	156.6	23.3	<b>\$2993</b>
GUTTSF154S42LP / RP	18 x 42 x 53.6	125	170.5	27	<b>\$3142</b>

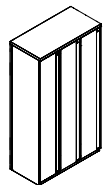
**Metal case with metal doors - flat front**

GUTTSF154S36LM / RM	18 x 36 x 53.6	125	156.6	23.3	<b>\$2993</b>
GUTTSF154S42LM / RM	18 x 42 x 53.6	125	170.5	27	<b>\$3142</b>

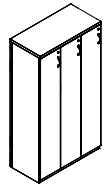
**Metal case with laminate doors**

GUTTSF154S36LL / RL	18 x 36 x 53.6	125	156.6	23.3	<b>\$3498</b>
GUTTSF154S42LL / RL	18 x 42 x 53.6	125	170.5	27	<b>\$4752</b>

- All units are handed, 2nd to last character of model number indicates hand (**L** for Left, **R** for Right)
- Includes one adjustable shelf and one coat hook per column.



Full pull doors (P)  
Left hand shown



Flat front doors (M or L)  
Left hand shown

**Three Column Locker, One Row - 66"H**

**Metal case with metal doors - full pull**

GUTTSF166S36LP / RP	18 x 36 x 65.6	125	192.6	28.4	<b>\$3378</b>
GUTTSF166S42LP / RP	18 x 42 x 65.6	125	209.6	32.9	<b>\$3545</b>

**Metal case with metal doors - flat front**

GUTTSF166S36LM / RM	18 x 36 x 65.6	125	192.6	28.4	<b>\$3378</b>
GUTTSF166S42LM / RM	18 x 42 x 65.6	125	209.6	32.9	<b>\$3545</b>

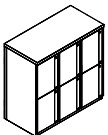
**Metal case with laminate doors**

GUTTSF166S36LL / RL	18 x 36 x 65.6	125	192.6	28.4	<b>\$3828</b>
GUTTSF166S42LL / RL	18 x 42 x 65.6	125	209.6	32.9	<b>\$5225</b>

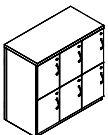
- All units are handed, 2nd to last character of model number indicates hand (**L** for Left, **R** for Right)
- Includes two adjustable shelves and one coat hook per column.

**THREE COLUMN LOCKERS, TWO ROWS**

**LIST PRICE**



Full pull doors (P)  
Left hand shown



Flat front doors (M or L)  
Left hand shown

**Three Column Locker, Two Rows - 35"H**

**Metal case with metal doors - full pull**

GUTTSF235S36LP / RP	18 x 36 x 35.2	125	117.1	15.5	<b>\$3225</b>
GUTTSF235S42LP / RP	18 x 42 x 35.2	125	128.1	18	<b>\$3384</b>

**Metal case with metal doors - flat front**

GUTTSF235S36LM / RM	18 x 36 x 35.2	125	117.1	15.5	<b>\$3225</b>
GUTTSF235S42LM / RM	18 x 42 x 35.2	125	128.1	18	<b>\$3384</b>

**Metal case with laminate doors**

GUTTSF235S36LL / RL	18 x 36 x 35.2	125	117.1	15.5	<b>\$3706</b>
GUTTSF235S42LL / RL	18 x 42 x 35.2	125	128.1	18	<b>\$3890</b>

- All units are handed, 2nd to last character of model number indicates hand (**L** for Left, **R** for Right)

**Required Specifications**

Case finish (paint)  
Door front finish (paint or laminate)  
Key/lock  
Handle (M and L models only)

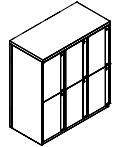
**Optional Specifications**

Ventilation (P and M models only)

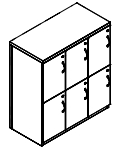
Refer to specification options on page 37 for applicable options and upcharges.

# L PRIME LOCKERS

## THREE COLUMN LOCKERS, TWO ROWS

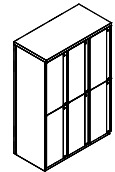


Full pull doors (P)  
Left hand shown

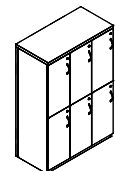


Flat front doors (M or L)  
Left hand shown

### Three Column Locker, Two Rows - 40"H

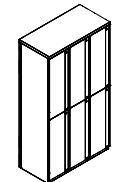


Full pull doors (P)  
Left hand shown

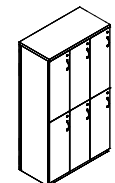


Flat front doors (M or L)  
Left hand shown

### Three Column Locker, Two Rows - 54"H



Full pull doors (P)  
Left hand shown



Flat front doors (M or L)  
Left hand shown

### Three Column Locker, Two Rows - 66"H

MODEL#	DIMENSIONS	FREIGHT CLASS	WT/LBS.	CUBIC FT.	LIST PRICE
--------	------------	---------------	---------	-----------	------------

D x W x H

#### Metal case with metal doors - full pull

GUTTSF240S36LP / RP	18 x 36 x 40	125	128	17.6	<b>\$3326</b>
GUTTSF240S42LP / RP	18 x 42 x 40	125	139.8	20.4	<b>\$3622</b>

#### Metal case with metal doors - flat front

GUTTSF240S36LM / RM	18 x 36 x 40	125	128	17.6	<b>\$3384</b>
GUTTSF240S42LM / RM	18 x 42 x 40	125	139.8	20.4	<b>\$3326</b>

#### Metal case with laminate doors

GUTTSF240S36LL / RL	18 x 36 x 40	125	128	17.6	<b>\$3846</b>
GUTTSF240S42LL / RL	18 x 42 x 40	125	139.8	20.4	<b>\$4044</b>

- All units are handed, 2nd to last character of model number indicates hand (L for Left, R for Right)

#### Metal case with metal doors - full pull

GUTTSF254S36LP / RP	18 x 36 x 53.6	125	174.8	23.3	<b>\$3705</b>
GUTTSF254S42LP / RP	18 x 42 x 53.6	125	191.2	27	<b>\$3996</b>

#### Metal case with metal doors - flat front

GUTTSF254S36LM / RM	18 x 36 x 53.6	125	174.8	23.3	<b>\$3705</b>
GUTTSF254S42LM / RM	18 x 42 x 53.6	125	191.2	27	<b>\$3996</b>

#### Metal case with laminate doors

GUTTSF254S36LL / RL	18 x 36 x 53.6	125	174.8	23.3	<b>\$4188</b>
GUTTSF254S42LL / RL	18 x 42 x 53.6	125	191.2	27	<b>\$4451</b>

- All units are handed, 2nd to last character of model number indicates hand (L for Left, R for Right)
- Includes two adjustable shelves per column.

#### Metal case with metal doors - full pull

GUTTSF266S36LP / RP	18 x 36 x 65.6	125	202.2	28.4	<b>\$4103</b>
GUTTSF266S42LP / RP	18 x 42 x 65.6	125	220.6	32.9	<b>\$4310</b>

#### Metal case with metal doors - flat front

GUTTSF266S36LM / RM	18 x 36 x 65.6	125	202.2	28.4	<b>\$4103</b>
GUTTSF266S42LM / RM	18 x 42 x 65.6	125	220.6	32.9	<b>\$4310</b>

#### Metal case with laminate doors

GUTTSF266S36LL / RL	18 x 36 x 65.6	125	202.2	28.4	<b>\$4000</b>
GUTTSF266S42LL / RL	18 x 42 x 65.6	125	220.6	32.9	<b>\$4864</b>

- All units are handed, 2nd to last character of model number indicates hand (L for Left, R for Right)
- Includes two adjustable shelves per column.

#### Required Specifications

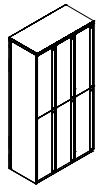
Case finish (paint)  
Door front finish (paint or laminate)  
Key/lock  
Handle (M and L models only)

#### Optional Specifications

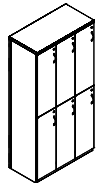
Ventilation (P and M models only)

Refer to specification options on page 37 for applicable options and upcharges.

**THREE COLUMN LOCKERS, TWO ROWS**



Full pull doors (P)  
Left hand shown



Flat front doors (M or L)  
Left hand shown

**Three Column Locker, Two Rows - 72"H**

**MODEL#                      DIMENSIONS                      FREIGHT CLASS                      WT/LBS.                      CUBIC FT.                      LIST PRICE**

D x W x H

**Metal case with metal doors - full pull**

GUTTSF272S36LP / RP	18 x 36 x 72	125	216.8	31.1	<b>\$4215</b>
GUTTSF272S42LP / RP	18 x 42 x 72	125	236.2	36.1	<b>\$4423</b>

**Metal case with metal doors - flat front**

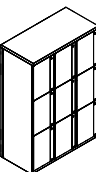
GUTTSF272S36LM / RM	18 x 36 x 72	125	216.8	31.1	<b>\$4215</b>
GUTTSF272S42LM / RM	18 x 42 x 72	125	236.2	36.1	<b>\$4423</b>

**Metal case with laminate doors**

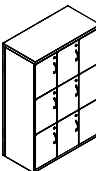
GUTTSF272S36LL / RL	18 x 36 x 72	125	216.8	31.1	<b>\$4813</b>
GUTTSF272S42LL / RL	18 x 42 x 72	125	236.2	36.1	<b>\$5057</b>

- All units are handed, 2nd to last character of model number indicates hand (**L** for Left, **R** for Right)
- Includes two adjustable shelves per column.

**THREE COLUMN LOCKERS, THREE ROWS**



Full pull doors (P)  
Left hand shown



Flat front doors (M or L)  
Left hand shown

**Three Column Locker, Three Rows - 54"H**

**MODEL#                      DIMENSIONS                      FREIGHT CLASS                      WT/LBS.                      CUBIC FT.                      LIST PRICE**

**Metal case with metal doors - full pull**

GUTTSF354S36LP / RP	18 x 36 x 53.6	125	169.8	23.3	<b>\$4475</b>
GUTTSF354S42LP / RP	18 x 42 x 53.6	125	185.1	27	<b>\$4705</b>

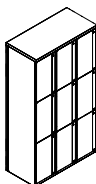
**Metal case with metal doors - flat front**

GUTTSF354S36LM / RM	18 x 36 x 53.6	125	169.8	23.3	<b>\$4475</b>
GUTTSF354S42LM / RM	18 x 42 x 53.6	125	185.1	27	<b>\$4705</b>

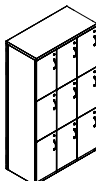
**Metal case with laminate doors**

GUTTSF354S36LL / RL	18 x 36 x 53.6	125	169.8	23.3	<b>\$5131</b>
GUTTSF354S42LL / RL	18 x 42 x 53.6	125	185.1	27	<b>\$5344</b>

- All units are handed, 2nd to last character of model number indicates hand (**L** for Left, **R** for Right)



Full pull doors (P)  
Left hand shown



Flat front doors (M or L)  
Left hand shown

**Three Column Locker, Three Rows - 66"H**

**Metal case with metal doors - full pull**

GUTTSF366S36LP / RP	18 x 36 x 65.6	125	197.2	28.4	<b>\$4848</b>
GUTTSF366S42LP / RP	18 x 42 x 65.6	125	214.5	32.9	<b>\$5074</b>

**Metal case with metal doors - flat front**

GUTTSF366S36LM / RM	18 x 36 x 65.6	125	197.2	28.4	<b>\$5059</b>
GUTTSF366S42LM / RM	18 x 42 x 65.6	125	214.5	32.9	<b>\$5074</b>

**Metal case with laminate doors**

GUTTSF366S36LL / RL	18 x 36 x 65.6	125	197.2	28.4	<b>\$5498</b>
GUTTSF366S42LL / RL	18 x 42 x 65.6	125	214.5	32.9	<b>\$5818</b>

- All units are handed, 2nd to last character of model number indicates hand (**L** for Left, **R** for Right)

**Required Specifications**

- Case finish (paint)
- Door front finish (paint or laminate)
- Key/lock
- Handle (M and L models only)

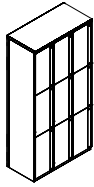
**Optional Specifications**

- Ventilation (P and M models only)

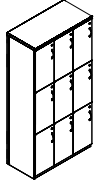
Refer to specification options on page 37 for applicable options and upcharges.

# L PRIME LOCKERS

## THREE COLUMN LOCKERS, THREE ROWS



Full pull doors (P)  
Left hand shown



Flat front doors (M or L)  
Left hand shown

### Three Column Locker, Three Rows - 72"H

MODEL#	DIMENSIONS	FREIGHT CLASS	WT/LBS.	CUBIC FT.	LIST PRICE
--------	------------	---------------	---------	-----------	------------

D x W x H

#### Metal case with metal doors - full pull

GUTTSF372S36LP / RP	18 x 36 x 72	125	235.4	31.1	<b>\$5015</b>
GUTTSF372S42LP / RP	18 x 42 x 72	125	257.3	36.1	<b>\$5263</b>

#### Metal case with metal doors - flat front

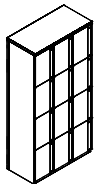
GUTTSF372S36LM / RM	18 x 36 x 72	125	235.4	31.1	<b>\$5015</b>
GUTTSF372S42LM / RM	18 x 42 x 72	125	257.3	36.1	<b>\$5263</b>

#### Metal case with laminate doors

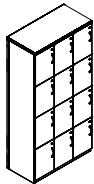
GUTTSF372S36LL / RL	18 x 36 x 72	125	235.4	31.1	<b>\$5762</b>
GUTTSF372S42LL / RL	18 x 42 x 72	125	257.3	36.1	<b>\$6052</b>

- All units are handed, 2nd to last character of model number indicates hand (**L** for Left, **R** for Right)
- Includes three adjustable shelves per column.

## THREE COLUMN LOCKERS, FOUR ROWS



Full pull doors (P)  
Left hand shown



Flat front doors (M or L)  
Left hand shown

### Three Column Locker, Four Rows - 72"H

MODEL#	DIMENSIONS	FREIGHT CLASS	WT/LBS.	CUBIC FT.	LIST PRICE
--------	------------	---------------	---------	-----------	------------

#### Metal case with metal doors - full pull

GUTTSF472S36LP / RP	18 x 36 x 72	125	222.4	31.1	<b>\$5053</b>
GUTTSF472S42LP / RP	18 x 42 x 72	125	239.7	36.1	<b>\$5301</b>

#### Metal case with metal doors - flat front

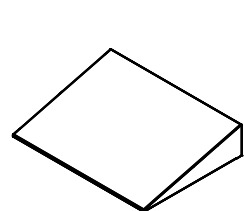
GUTTSF472S36LM / RM	18 x 36 x 72	125	222.4	31.1	<b>\$5053</b>
GUTTSF472S42LM / RM	18 x 42 x 72	125	239.7	36.1	<b>\$5301</b>

#### Metal case with laminate doors

GUTTSF472S36LL / RL	18 x 36 x 72	125	222.4	31.1	<b>\$6324</b>
GUTTSF472S42LL / RL	18 x 42 x 72	125	239.7	36.1	<b>\$6642</b>

- All units are handed, 2nd to last character of model number indicates hand (**L** for Left, **R** for Right)

## LOCKER ANGLED TOP



### Angled Top for Lockers - 18"D

MODEL#	DIMENSIONS	FREIGHT CLASS	WT/LBS.	CUBIC FT.	LIST PRICE
--------	------------	---------------	---------	-----------	------------

GUAT1812	18 x 12 x 5	250	3.63	0.99	<b>\$176</b>
GUAT1815	18 x 15 x 5	250	4.27	1.21	<b>\$191</b>
GUAT1818	18 x 18 x 5	250	4.92	1.43	<b>\$192</b>
GUAT1824	18 x 24 x 5	250	6.2	1.87	<b>\$196</b>
GUAT1830	18 x 30 x 5	250	7.49	2.31	<b>\$207</b>
GUAT1836	18 x 36 x 5	250	8.77	2.75	<b>\$213</b>
GUAT1842	18 x 42 x 5	250	10.06	3.19	<b>\$226</b>

Convert standard flat top locker to angled top. Prevents items from being stacked on the top of a locker and makes cleaning easy. Mounted flush with the locker case, excluding the door front. Use on lockers with corresponding width and depth as the sloped top.

#### Required Specifications


Case finish (painted)  
Door front finish (painted or laminate)  
Key/lock Handle (P and M models only)  
Color

#### Optional Specifications

Ventilation (P and M models only)

Refer to specification options on page 33 for applicable options and upcharges.

**WAYFINDING**      **MODEL#**      **DIMENSIONS**      **FREIGHT CLASS**      **WT/LBS.**      **CUBIC FT.**      **LIST PRICE**



**Wayfinding Number Sets\***

	<b>D x W x H</b>					
WFL50	-- x 2 x 1	70	1	.01		<b>\$354</b>
WFL100	-- x 2 x 1	70	1	.01		<b>\$354</b>
WFL150	-- x 2 x 1	70	1	.01		<b>\$354</b>
WFL200	-- x 2 x 1	70	1	.01		<b>\$354</b>
WFL250	-- x 2 x 1	70	1	.01		<b>\$354</b>

High performance 3M vinyl wayfinding numbers with self adhesive. To be applied once lockers installed on user site; application instructions included. Please specify color: Black (**BLK**), White (**WHT**), Silver (**SIL**).

Number range per set:

WFL50 set includes numbers 01-50.

WFL100 set includes numbers 51-100.

WFL150 set includes numbers 101-150

WFL200 set includes numbers 151-200

WFL250 set includes numbers 201-250

*Additional ranges available by special request.*

**KEYS**      **MODEL#**      **DIMENSIONS**      **FREIGHT CLASS**      **WT/LBS.**      **CUBIC FT.**      **LIST PRICE**



**Digilock Keys**

<b>Digilock User Key</b>						
GUKEZDV6U	1.5 x 2.75 x 11/16	70	1	0.01		<b>\$68</b>
<b>Digilock Manager Key</b>						
GUKEZDV6M	1.5 x 5.25 x 1	70	1	0.01		<b>\$150</b>
<b>Digilock Program Key</b>						
GUKEZDV6P	1.5 x 5.25 x 1	70	1	0.01		<b>\$207</b>

	<b>User Key</b>	<b>Manager Key<sup>1</sup></b>	<b>Programming Key<sup>2</sup></b>
Operates the lock, for users unable to use keypad	•	•	•
Overrides user access		•	•
Allows management inspection		•	•
Provides external power		•	•
Programs manager keys to the lock			•
Assigns user credentials <sup>3</sup> (in assigned use functionality)		•	
Sets lock functionality			•

<sup>1</sup> Up to six manager keys may be programmed to each lock.


<sup>2</sup> One programming key allowed per lock system.

<sup>3</sup> Up to 20 user credentials may be assigned to each lock.

• Brushed nickel finish.

# P 1900P PERSONAL TOWERS

## 1900P SERIES PERSONAL TOWERS




**Personal Tower - 2 Box/1 File Drawer**

MODEL#	DIMENSIONS D x W x H	FREIGHT CLASS	WT./LBS.	CUBIC FT.	LIST PRICE
19PT3-2BFL	24 x 24 x 39.52	125	110	16.25	<b>\$2481</b>
19PT3-2BFR	24 x 24 x 39.52	125	110	16.25	<b>\$2481</b>

- Model 19PT3-2BFL has wardrobe section on the left and drawers on the right.
- Model 19PT3-2BFR has wardrobe section on the right and drawers on the left.

1900P style pull on all drawers. Includes ventilated 24"D wardrobe section (ventilated on bottom of cabinet), locker compartment, 2 box drawers and 1 file drawer. Locker compartment has one fixed shelf. Locking.




**Personal Tower - 2 File Drawers**

19PT3-2FL	24 x 24 x 39.52	125	125	16.25	<b>\$2481</b>
19PT3-2FR	24 x 24 x 39.52	125	125	16.25	<b>\$2481</b>

- Model 19PT3-2FL has wardrobe section on the left and drawers on the right.
- Model 19PT3-2FR has wardrobe section on the right and drawers on the left.

1900P style pull on all drawers. Includes ventilated 24"D wardrobe section (ventilated on bottom of cabinet), locker compartment, and 2 file drawers. Locker compartment has one fixed shelf. Locking.




**Personal Tower - 2 Box/1 File Drawer**

19PT4-2BFL	24 x 24 x 51.89	150	134	23.1	<b>\$2495</b>
19PT4-2BFR	24 x 24 x 51.89	150	134	23.1	<b>\$2495</b>

- Model 19PT4-2BFL has wardrobe section on the left and drawers on the right.
- Model 19PT4-2BFR has wardrobe section on the right and drawers on the left.

1900P style pull on all drawers. Includes ventilated 24"D wardrobe section (ventilated on bottom of cabinet), locker compartment, 2 box drawers and 1 file drawer. Locker compartment has one adjustable shelf and one fixed shelf. Locking.



**Personal Tower - 2 File Drawers**

19PT4-2FL	24 x 24 x 51.89	125	149	23.1	<b>\$2495</b>
19PT4-2FR	24 x 24 x 51.89	125	149	23.1	<b>\$2495</b>


- Model 19PT4-2FL has wardrobe section on the left and drawers on the right.
- Model 19PT4-2FR has wardrobe section on the right and drawers on the left.

1900P style pull on all drawers. Includes ventilated 24"D wardrobe section (ventilated on bottom of cabinet), locker compartment and 2 file drawers. Locker compartment has one adjustable shelf and one fixed shelf. Locking.


### Required Specifications

Metal finish

## 1900P SERIES PERSONAL TOWERS



**Personal Tower - 2 Box/1 File Drawer**



**Personal Tower - 2 File Drawers**

MODEL#	DIMENSIONS	FREIGHT CLASS	WT/LBS.	CUBIC FT.	LIST PRICE
--------	------------	---------------	---------	-----------	------------

**D x W x H**

19PT5-2BFL	24 x 24 x 66.39	125	162	26.75	<b>\$2572</b>
19PT5-2BFR	24 x 24 x 66.39	125	162	26.75	<b>\$2572</b>

- Model 19PT5-2BFL has wardrobe section on the left and drawers on the right.
- Model 19PT5-2BFR has wardrobe section on the right and drawers on the left.

1900P style pull on all drawers. Includes ventilated 24"D wardrobe section (ventilated on bottom of cabinet), locker compartment, 2 box drawers and 1 file drawer. Locker compartment has two adjustable shelves and one fixed shelf. Locking.

19PT5-2FL	24 x 24 x 66.39	150	159	26.75	<b>\$2572</b>
19PT5-2FR	24 x 24 x 66.39	150	159	26.75	<b>\$2572</b>

- Model 19PT5-2FL has wardrobe section on the left and drawers on the right.
- Model 19PT5-2FR has wardrobe section on the right and drawers on the left.

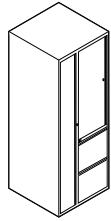
1900P style pull on all drawers. Includes ventilated 24"D wardrobe section (ventilated on bottom of cabinet), locker compartment and 2 file drawers. Locker compartment has two adjustable shelves and one fixed shelf. Locking.

**Required Specifications**

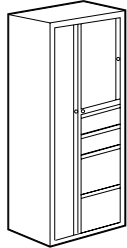
Metal finish

# P 9300P PERSONAL TOWERS

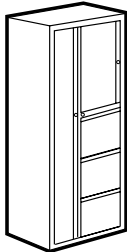
## 9300P SERIES PERSONAL TOWERS



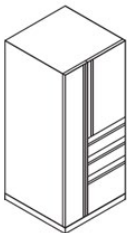
**Personal Tower - 2 File Drawers**



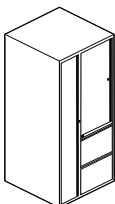
**Personal Tower - 2 Box/2 File Drawers**



**Personal Tower - 3 File Drawers**



**Personal Tower - 2 Box/1 File Drawers**



**Personal Tower - 2 File Drawers**

MODEL#	DIMENSIONS	FREIGHT CLASS	WT/LBS.	CUBIC FT.	LIST PRICE
--------	------------	---------------	---------	-----------	------------

**D x W x H**

93PT-2FL	24 x 24 x 65.25	125	160	21.75	<b>\$2607</b>
93PT-2FR	24 x 24 x 65.25	125	160	21.75	<b>\$2607</b>

- Model 93PT-2FL has wardrobe section on the left and file drawers on the right.
- Model 93PT-2FR has wardrobe section on the right and file drawers on the left.

Full looped pulls on all drawers. Includes ventilated 24"D wardrobe section, locker compartment and 2 file drawers. Locker compartment includes 1 shelf. Locking.

93PT-2B2FL	24 x 24 x 65.25	125	170	21.75	<b>\$2607</b>
93PT-2B2FR	24 x 24 x 65.25	125	170	21.75	<b>\$2607</b>

- Model 93PT-2B2FL has wardrobe section on the left and file drawers on the right.
- Model 93PT-2B2FR has wardrobe section on the right and file drawers on the left.

Full looped pulls on all drawers. Includes ventilated 24"D wardrobe section, locker compartment and 2 box and 2 file drawers. Locker compartment includes 2 shelves. Locking.

93PT-3FL	24 x 24 x 65.25	125	165	21.75	<b>\$2607</b>
93PT-3FR	24 x 24 x 65.25	125	165	21.75	<b>\$2607</b>

- Model 93PT-3FL has wardrobe section on the left and file drawers on the right.
- Model 93PT-3FR has wardrobe section on the right and file drawers on the left.

Full looped pulls on all drawers. Includes ventilated 24"D wardrobe section, locker compartment and 3 file drawers. Locker compartment includes 2 shelves. Locking.

93PT4-2BFL	24 x 24 x 54	125	135	18	<b>\$2521</b>
93PT4-2BFR	24 x 24 x 54	125	135	18	<b>\$2521</b>

- Model 93PT4-2BFL has wardrobe section on the left and file drawers on the right.
- Model 93PT4-2BFR has wardrobe section on the right and file drawers on the left.

Full looped pulls on all drawers. Includes ventilated 24"D wardrobe section, locker compartment and 2 file drawers. Locker compartment includes 1 shelf. Locking.

93PT4-2FL	24 x 24 x 54	125	132	18	<b>\$2521</b>
93PT4-2FR	24 x 24 x 54	125	132	18	<b>\$2521</b>

- Model 93PT4-2FL has wardrobe section on the left and file drawers on the right.
- Model 93PT4-2FR has wardrobe section on the right and file drawers on the left.

Full looped pulls on all drawers. Includes ventilated 24"D wardrobe section, locker compartment and 2 file drawers. Locker compartment includes 1 shelf. Locking.

### Required Specifications

Metal finish

PRIME SERIES PERSONAL TOWERS

MODEL# DIMENSIONS FREIGHT CLASS WT/LBS. CUBIC FT. LIST PRICE

D x W x H

**50"H**

GUSLF4G24BCPL	24 x 24 x 49.6	100	176.71	19.23	<b>\$2722</b>
GUSLF4G24BCPR	24 x 24 x 49.6	100	176.71	19.23	<b>\$2722</b>

**54"H**

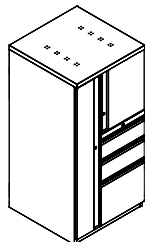
GUSLF4H24BCPL	24 x 24 x 53.6	100	181.63	19.83	<b>\$2722</b>
GUSLF4H24BCPR	24 x 24 x 53.6	100	181.63	19.83	<b>\$2722</b>

**66"H**

GUSLF5024BCPL	24 x 24 x 65.6	100	204.52	25.25	<b>\$2806</b>
GUSLF5024BCPR	24 x 24 x 65.6	100	204.52	25.25	<b>\$2806</b>

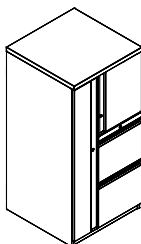
- GUSLFxx24BCPL models have wardrobe on the **left** and file drawers on the **right**
- GUSLFxx24BCPR models have wardrobe on the **right** and file drawers on the **left**

Wardrobe section includes top shelf and coat bar. Hinged door compartment of 50"H and 54"H includes one adjustable shelf; 66"H includes two adjustable shelves. Wardrobe section includes top perforations for ventilation. Three locks included - wardrobe door, hinged door shelving compartment and drawers. Ships assembled in one carton.



Left Shown

Personal Tower - Box/Box/File



Left Shown

Personal Tower - File/File

**50"H**

GUSLF4G24FCPL	24 x 24 x 49.6	100	181.05	19.23	<b>\$2722</b>
GUSLF4G24FCPR	24 x 24 x 49.6	100	181.05	19.23	<b>\$2722</b>

**54"H**

GUSLF4H24FCPL	24 x 24 x 53.6	100	186.43	19.83	<b>\$2722</b>
GUSLF4H24FCPR	24 x 24 x 53.6	100	186.43	19.83	<b>\$2722</b>

**66"H**

GUSLF5024FCPL	24 x 24 x 65.6	100	231.53	25.25	<b>\$2806</b>
GUSLF5024FCPR	24 x 24 x 65.6	100	231.53	25.25	<b>\$2806</b>

- GUSLFxx24FCPL models have wardrobe on the **left** and file drawers on the **right**
- GUSLFxx24FCPR models have wardrobe on the **right** and file drawers on the **left**

Wardrobe section includes top shelf and coat bar. Hinged door compartment of 50"H and 54"H includes one adjustable shelf; 66"H includes two adjustable open shelves. Wardrobe section includes top perforations for ventilation. Three locks included - wardrobe door, hinged door shelving compartment and drawers. Ships assembled in one carton.

**50"H**

GUSLS4G2424BOPL	24 x 24 x 49.6	100	186.18	19.23	<b>\$3438</b>
GUSLS4G2424BOPR	24 x 24 x 49.6	100	186.18	19.23	<b>\$3438</b>

**54"H**

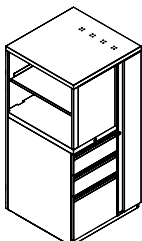
GUSLS4H2424BOPL	24 x 24 x 53.6	100	186.91	19.83	<b>\$3458</b>
GUSLS4H2424BOPR	24 x 24 x 53.6	100	186.91	19.83	<b>\$3458</b>

**66"H**

GUSLS502424BOPL	24 x 24 x 65.6	100	236.34	25.25	<b>\$3519</b>
GUSLS502424BOPR	24 x 24 x 65.6	100	236.34	25.25	<b>\$3519</b>

- GUSLFxx24BOPL models have wardrobe on the **left** and file drawers on the **right**
- GUSLFxx24BOPR models have wardrobe on the **right** and file drawers on the **left**

Wardrobe section includes top shelf and coat bar. 50"H and 54"H include open side shelf with one adjustable shelf; 66"H includes open side shelf with two adjustable shelves. Wardrobe section includes top perforations for ventilation. Two locks included - wardrobe door and drawers. Ships assembled one carton.



Right Shown

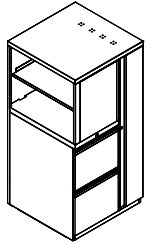
Personal Tower - Open Side Shelves/Box/Box/File

**Required Specifications**

Metal finish

# P PRIME PERSONAL TOWERS

## PRIME - PERSONAL TOWERS



Right Shown

**Personal Tower -  
Open Side Shelves/File/File\***

MODEL#	DIMENSIONS	FREIGHT CLASS	WT/LBS.	CUBIC FT.	LIST PRICE
--------	------------	---------------	---------	-----------	------------

D x W x H

### 50"H

GUSLS4G2424FOPL	24 x 24 x 49.6	100	179.54	19.23	<b>\$3438</b>
GUSLS4G2424FOPR	24 x 24 x 49.6	100	179.54	19.23	<b>\$3438</b>

### 54"H

GUSLS4H2424FOPL	24 x 24 x 53.6	100	180.26	19.83	<b>\$3458</b>
GUSLS4H2424FOPR	24 x 24 x 53.6	100	180.26	19.83	<b>\$3458</b>

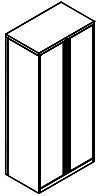
### 66"H

GUSLS502424FOPL	24 x 24 x 65.6	100	232.55	25.25	<b>\$3519</b>
GUSLS502424FOPR	24 x 24 x 65.6	100	232.55	25.25	<b>\$3519</b>

- GUSLSxx2424FOPL models have wardrobe on the **left** and file drawers on the **right**
- GUSLSxx2424FOPR models have wardrobe on the **right** and file drawers on the **left**

Wardrobe section includes top shelf and coat bar. 50"H and 54"H include open side shelf with one adjustable shelf; 66"H includes open side shelf with two adjustable shelves. Wardrobe section includes top perforations for ventilation. Two locks included - wardrobe door and drawers. Ships assembled one carton.

## PRIME - WARDROBE CABINETS



**Wardrobe Cabinet - 66"H**

MODEL#	DIMENSIONS	FREIGHT CLASS	WT/LBS.	CUBIC FT.	LIST PRICE
--------	------------	---------------	---------	-----------	------------

GUWC51C1830P	18 x 30 x 65.6	150	125.26	23.85	<b>\$1813</b>
GUWC51C1836P	18 x 36 x 65.6	150	164.97	28.4	<b>\$2294</b>
GUWC51C1842P	18 x 42 x 65.6	150	180.59	32.94	<b>\$2535</b>

30"W includes full width shelf and side-to-side coat rod. 36" and 42"W are split with shelving on left side, wardrobe on the other. Locking. Ships assembled one carton.

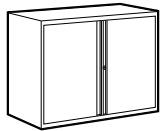
### Required Specifications

Metal finish


### Optional Specifications

Counterweight (W2)\*

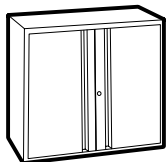
9300P SERIES - STORAGE CABINETS



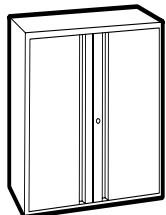
Two Door Storage Cabinet - 27 1/8"H



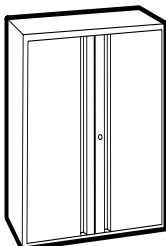
Two Door Storage Cabinet - 42"H



Two Door Storage Cabinet - 40 1/2"H



Two Door Storage Cabinet - 54"H



Two Door Storage Cabinet - 65 1/4"H

MODEL#	DIMENSIONS	FREIGHT CLASS	WT/LBS.	CUBIC FT.	LIST PRICE
--------	------------	---------------	---------	-----------	------------

D x W x H

9330P-2S1	18 x 30 x 27.12	150	57	10	<b>\$604</b>
9336P-2S1	18 x 36 x 27.12	150	61	14	<b>\$652</b>
9342P-2S1	18 x 42 x 27.12	150	73	14	<b>\$702</b>

One full width, **fixed**, non-slotted shelf. Lock and leveling glides standard. **Matches lateral file case dimensions. Full pull handle design.** Shipped assembled in one carton.

- All shelves were tested to hold up to 70 - 75 lbs. evenly distributed.

9336P-S42L	18 x 36 x 42	150	98	20	<b>\$728</b>
------------	--------------	-----	----	----	--------------

One fixed and one adjustable shelf. Lock and leveling glides standard. **Full pull handle design.**

- All shelves were tested to hold up to 70 - 75 lbs. evenly distributed.

9330P-3S1	18 x 30 x 40.5	150	80	17	<b>\$685</b>
9336P-3S1	18 x 36 x 40.5	150	88	21	<b>\$716</b>
9342P-3S1	18 x 42 x 40.5	150	100	24	<b>\$757</b>

One fixed and one adjustable shelf. Lock and leveling glides standard. **Matches lateral file case dimensions. Full pull handle design.**

- All shelves were tested to hold up to 70 - 75 lbs. evenly distributed.

9330P-4S1	18 x 30 x 54	150	102	23	<b>\$757</b>
9336P-4S1	18 x 36 x 54	150	111	27	<b>\$789</b>
9342P-4S1	18 x 42 x 54	150	125	31	<b>\$846</b>

One fixed and two adjustable shelves. Lock and leveling glides standard. **Matches lateral file case dimensions. Full pull handle design.**

- All shelves were tested to hold up to 70 - 75 lbs. evenly distributed.

9330P-5S1	18 x 30 x 65.25	150	122	27	<b>\$821</b>
9336P-5S1	18 x 36 x 65.25	150	134	32	<b>\$871</b>
9342P-5S1	18 x 42 x 65.25	150	150	37	<b>\$921</b>

One fixed and three adjustable shelves. Lock and leveling glides standard. **Matches lateral file case dimensions. Full pull handle design.**

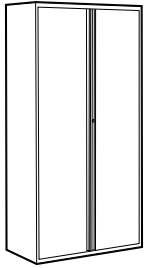
- All shelves were tested to hold up to 70 - 75 lbs. evenly distributed.

**Required Specifications**

Metal Finish

# S 9300P STORAGE

## 9300P SERIES STORAGE CABINETS



**Two Door Storage Cabinet - 72"H**

MODEL#	DIMENSIONS D x W x H	FREIGHT CLASS	WT/LBS.	CUBIC FT.	LIST PRICE
9336P-S72L	18 x 36 x 72	250	133	36	<b>\$899</b>

One fixed and three adjustable shelves. Lock and leveling glides standard. **Full pull handle design.**

- All shelves were tested to hold up to 70 - 75 lbs. evenly distributed.

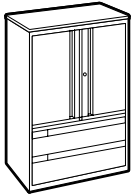


**Additional Shelf**

9330P-FWS	--	--	--	--	<b>\$65</b>
9336P-FWS	--	--	--	--	<b>\$68</b>
9342P-FWS	--	--	--	--	<b>\$78</b>

For use with 9300P Series storage cabinets.

## 9300P SERIES MULTI-STOR



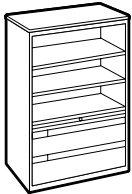
**Multi-Stor Cabinet**

MODEL#	DIMENSIONS	FREIGHT CLASS	WT/LBS.	CUBIC FT.	LIST PRICE
9336P-5MSL	18 x 36 x 65.25	125	245	32	<b>\$1833</b>

All purpose storage unit with two fixed shelves, one adjustable shelf and standard side-to-side hanging file bars in the roll-out drawers. **Full pull handle design.**

- Storage and lateral units lock independently and are keyed alike.

## 9300P SERIES EXHIBIT CABINET



**Exhibit Cabinet**

MODEL#	DIMENSIONS	FREIGHT CLASS	WT/LBS.	CUBIC FT.	LIST PRICE
9336P-5FX	18 x 36 x 65.25	125	230	32	<b>\$1712</b>

Open shelving with one fixed and two adjustable shelves, Two lateral file drawers. Side-to-side hanging file bars included. Locking. **Full pull handle design.**

### Required Specifications

Paint finish

### Optional Specifications


Counterweight  
Key alike/key #

### Accessories

Front-to-back file bars  
Plate dividers  
Extra or replacement keys, or keys + core available

9300 SERIES STORAGE

MODEL# DIMENSIONS FREIGHT CLASS WT/LBS. CUBIC FT. LIST PRICE



**Two Door Storage Cabinet - 27 1/8" H**

D x W x H						
9336-2S1	18 x 36 x 27.12	150	61	14		<b>\$652</b>

One full width, **fixed**, non-slotted shelf. Lock and leveling glides standard. **Matches lateral file case dimensions.**

- All shelves were tested to hold up to 120 lbs. evenly distributed.

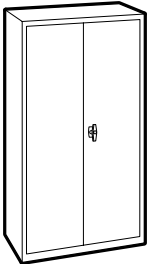


**Two Door Storage Cabinet - 42" H**

9336-S42L	18 x 36 x 42	150	88	20		<b>\$728</b>
-----------	--------------	-----	----	----	--	--------------

One fixed and one adjustable shelf. Lock and leveling glides standard.

- All shelves were tested to hold up to 120 lbs. evenly distributed.



**Two Door Storage Cabinet - 72" H**

9336-S72L	18 x 36 x 72	250	130	36		<b>\$899</b>
-----------	--------------	-----	-----	----	--	--------------

One fixed and three adjustable shelves. Lock and leveling glides standard.

- All shelves were tested to hold up to 120 lbs. evenly distributed.

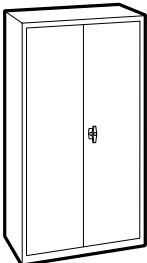


**Two Door Storage Cabinet - 42" H**

93CG-S42L	18 x 36 x 42	150	98	20		<b>\$828</b>
-----------	--------------	-----	----	----	--	--------------

Two adjustable shelves. Two point locking doors.

- CGSB approved
- All shelves were tested to hold up to 120 lbs. evenly distributed.



**Two Door Storage Cabinet - 72" H**

93CG-S72L	18 x 36 x 72	150	158	36		<b>\$1001</b>
-----------	--------------	-----	-----	----	--	---------------

Six adjustable shelves. Two point locking doors.

- CGSB approved
- All shelves were tested to hold up to 120 lbs. evenly distributed.

**Required Specifications**

Paint finish

**Optional Specifications**

Counterweight  
Key alike/key #

**Accessories**

Front-to-back file bars  
Plate dividers  
Extra or replacement keys, or keys + core available

# S 9300 STORAGE

## 9300 SERIES STORAGE CABINETS

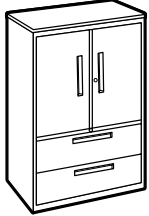


**Additional Shelf**

MODEL#	DIMENSIONS D x W x H	FREIGHT CLASS	WT/LBS.	CUBIC FT.	LIST PRICE
9336-FWS	18 x 36 x .75	85	7	.50	<b>\$68</b>
93CG-FWS	18 x 36 x .75	85	7	.50	<b>\$111</b>

Specify **9336-FWS** for 9336-5MSL, 9336-S72L, 9336-S42L, 9336-2SL storage cabinets.  
Specify **93CG-FWS** for 93CG Storage Cabinets.

## 9300 SERIES MULTI-STOR



**Multi-Stor Cabinet**

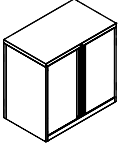
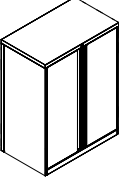
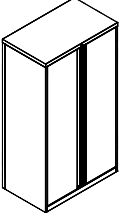
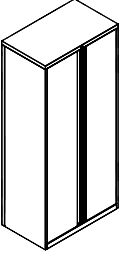
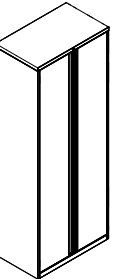
MODEL#	DIMENSIONS	FREIGHT CLASS	WT/LBS.	CUBIC FT.	LIST PRICE
9336-5MSL	18 x 36 x 65.25	125	200	32	<b>\$1833</b>

All purpose storage unit with two fixed shelves, one adjustable shelf and standard side-to-side hanging file bars in the roll-out drawers. Center pull handle design

- Storage and lateral units lock independently and are keyed alike.
- Upper drawer is binder opening, lower drawer is letter opening.
- Both drawers accept legal files.

### Required Specifications

Metal Finish

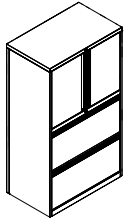
PRIME SERIES STORAGE	MODEL#	DIMENSIONS	FREIGHT CLASS	WT/LBS.	CUBIC FT.	LIST PRICE
 <p><b>Storage Cabinet - 2 high</b> <i>Worksurface supporting</i></p>	<b>D x W x H</b>					
	GUSC21G1830P	18 x 30 x 28	125	75.08	10.5	<b>\$1124</b>
	GUSC21G1836P	18 x 36 x 28	125	86.48	12.5	<b>\$1192</b>
	GUSC21G1842P	18 x 42 x 28	125	95.78	14.5	<b>\$1374</b>
One adjustable shelf and one fixed bottom shelf. Locking. Ships assembled in one carton.						
 <p><b>Storage Cabinet - 3 high</b></p>	GUSC31G1830P	18 x 30 x 39.2	125	96.69	14.5	<b>\$1371</b>
	GUSC31G1836P	18 x 36 x 39.2	125	111.59	17.2	<b>\$1531</b>
	GUSC31G1842P	18 x 42 x 39.2	125	124.49	20	<b>\$1694</b>
	Two adjustable shelves and one fixed bottom shelf. Locking. Ships assembled in one carton.					
 <p><b>Storage Cabinet - 4 high</b></p>	GUSC41H1830P	18 x 30 x 53.6	125	120.17	19.6	<b>\$1694</b>
	GUSC41H1836P	18 x 36 x 53.6	150	138.27	23.3	<b>\$1892</b>
	GUSC41H1842P	18 x 42 x 53.6	150	154.37	27	<b>\$2093</b>
	Three adjustable shelves and one fixed bottom shelf. Locking. Ships assembled in one carton.					
 <p><b>Storage Cabinet - 5 high</b></p>	GUSC51C1830P	18 x 30 x 65.6	150	138.5	23.9	<b>\$1892</b>
	GUSC51C1836P	18 x 36 x 65.6	150	160.4	28.4	<b>\$2133</b>
	GUSC51C1842P	18 x 42 x 65.6	150	180.4	32.9	<b>\$2376</b>
	Four adjustable shelves and one fixed bottom shelf. Locking. Ships assembled in one carton.					
 <p><b>Storage Cabinet - 6 high</b></p>	GUSC61G1830P	18 x 30 x 77.6	150	161.59	28.1	<b>\$2535</b>
	GUSC61G1836P	18 x 36 x 77.6	150	186.49	33.5	<b>\$2819</b>
	GUSC61G1842P	18 x 42 x 77.6	150	209.29	38.8	<b>\$3099</b>
	Five adjustable shelves and one fixed bottom shelf. Locking. Ships assembled in one carton.					

**Required Specifications**

Metal finish

# S PRIME STORAGE

## PRIME SERIES MULTI-STOR




**Multi-Stor Cabinet, 49.6\"/>**

MODEL#	DIMENSIONS D x W x H	FREIGHT CLASS	WT/LBS.	CUBIC FT.	LIST PRICE
GUCC41G1830P	18 x 30 x 49.6	100	149.96	18.2	<b>\$2472</b>
GUCC41G1836P	18 x 36 x 49.6	125	172.96	21.96	<b>\$2776</b>
GUCC41G1842P	18 x 42 x 49.6	125	195.36	25.1	<b>\$2994</b>

Multi-stor cabinet includes hinged door upper section with one adjustable shelf and two fixed front file drawers below. Locking. Ships assembled in one carton.

- Add **\$194** for counterweight (**W2**)
- Add **\$292** for individually locking drawers (**KID**)

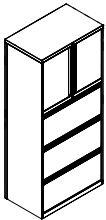


**Multi-Stor Cabinet, 53.6\"/>**

GUCC41H1830P	18 x 30 x 53.6	125	154.54	19.6	<b>\$2496</b>
GUCC41H1836P	18 x 36 x 53.6	125	178.54	23.3	<b>\$2577</b>
GUCC41H1842P	18 x 42 x 53.6	125	202.04	27	<b>\$2738</b>

Multi-stor cabinet includes hinged door upper section with one adjustable shelf and two fixed front file drawers below. Locking. Ships assembled in one carton.

- Add **\$194** for counterweight (**W2**)
- Add **\$292** for individually locking drawers (**KID**)



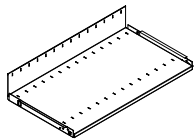
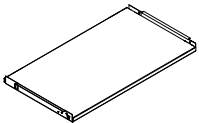
**Multi-Stor Cabinet, 65.6\"/>**

GUCC51C1830P	18 x 30 x 65.6	125	188.5	23.9	<b>\$3177</b>
GUCC51C1836P	18 x 36 x 65.6	125	216.9	28.4	<b>\$3218</b>
GUCC51C1842P	18 x 42 x 65.6	125	245.5	32.9	<b>\$3380</b>

Multi-stor cabinet includes hinged door upper section with one adjustable shelf and three fixed front file drawers below. Locking. Ships assembled in one carton.

- Add **\$158** for counterweight (**W2**)
- Add **\$587** for individually locking drawers (**KID**)

## PRIME SERIES STORAGE ACCESSORIES



**Extra Cabinet Shelf**

MODEL#	DIMENSIONS	FREIGHT CLASS	WT/LBS.	CUBIC FT.	LIST PRICE
<b>Non-slotted shelf</b>					
GUSA011830	16 x 28.4 x 0.8	70	7.2	0.4	<b>\$79</b>
GUSA011836	16 x 34.4 x 0.8	70	8.4	0.5	<b>\$88</b>
GUSA011842	16 x 40.4 x 0.8	70	9.5	0.6	<b>\$93</b>
<b>Slotted shelf</b>					
GUSA021830	16 x 28.4 x 0.8	150	8.2	1.8	<b>\$93</b>
GUSA021836	16 x 34.4 x 0.8	150	9.6	2.2	<b>\$107</b>
GUSA021842	16 x 40.4 x 0.8	150	10.8	2.6	<b>\$114</b>

Shelves can be accommodated in GUSC and GUCC cabinets to corresponding widths.

### Required Specifications

Metal finish  
Key/lock\*

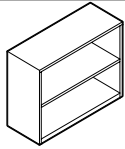
### Optional Specifications

Counterweight (W2)\*  
Individually locking drawers (KID)\*

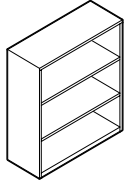
### Accessories

Extra or replacement keys or keys + core available

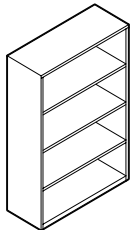
9300 SERIES BOOKSHELVES



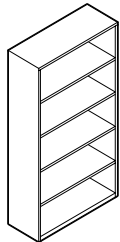
**Metal Bookshelves - 28" High**



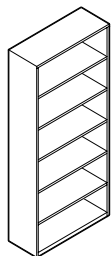
**Metal Bookshelves - 41" High**



**Metal Bookshelves - 53½" High**



**Metal Bookshelves - 66" High**



**Metal Bookshelves - 79" High**



**Additional Shelf**

**MODEL# DIMENSIONS FREIGHT CLASS WT./LBS. CUBIC FT. LIST PRICE**

**D x W x H**

93BC30-2	13 x 30 x 28.19	200	39	8	<b>\$355</b>
93BC36-2	13 x 36 x 28.19	200	44	10	<b>\$365</b>
93BC42-2	13 x 42 x 28.19	200	50	11	<b>\$479</b>

Two high, one adjustable shelf. Standard with leveling glides.

93BC30-3	13 x 30 x 40.94	200	53	12	<b>\$382</b>
93BC36-3	13 x 36 x 40.94	200	59	14	<b>\$411</b>
93BC42-3	13 x 42 x 40.94	200	66	16	<b>\$647</b>

Three high, two adjustable shelves. Standard with leveling glides.

93BC30-4	13 x 30 x 53.69	200	66	15	<b>\$519</b>
93BC36-4	13 x 36 x 53.69	200	75	18	<b>\$554</b>
93BC42-4	13 x 42 x 53.69	200	83	20	<b>\$904</b>

Four high, three adjustable shelves. Standard with leveling glides.

93BC30-5	13 x 30 x 66.44	200	80	18	<b>\$685</b>
93BC36-5	13 x 36 x 66.44	200	90	22	<b>\$689</b>
93BC42-5	13 x 42 x 66.44	200	100	25	<b>\$921</b>

Five high, four adjustable shelves. Standard with leveling glides.

93BC30-6	13 x 30 x 79.19	200	93	22	<b>\$804</b>
93BC36-6	13 x 36 x 79.19	200	105	26	<b>\$822</b>
93BC42-6	13 x 42 x 79.19	200	116	30	<b>\$1080</b>

Six high, five adjustable shelves. Standard with leveling glides.

93BCSHLF1330	13 x 30 x .75	300	7	5	<b>\$72</b>
93BCSHLF1336	13 x 36 x .75	300	7	5	<b>\$75</b>
93BCSHLF1342	13 x 42 x .75	100	18	2	<b>\$80</b>

For use with 9300 Series bookshelves.

**Required Specifications**

Metal finish

# VERTICAL FILES



Global's vertical files include a range of drawer handle options and varying drawer depths. All models are available in letter or legal size widths and a variety of color choices.

## 2500 Series

Features **25" deep** drawer cases with drawer pulls, thumb latch and label holders. Two and four drawer models are available with or without lock kits and follower blocks.

## 2600 Series

Features **26.56" deep** drawer cases and extra wide aluminum label holders. Includes applied pull with thumb latch for opening drawers. Files legal and letter size documents in 2, 3, 4 and 5 drawer heights.

## 2600 Plus Series

Features **26.56" deep** drawer cases and **recessed pulls** that coordinate with 9300 series lateral files. Files legal and letter size documents in 2, 3, 4 and 5 drawer heights. All models feature locking drawers.

## Features and Benefits

- Locks have removable cores for keying alike; field-installable lock kit available for non-locking models
- Full seamless closed tops for a smooth appearance and increased strength
- High wall drawer sides accommodate front-to-back hanging file folders and eliminate the need for costly hanging file frames
- Fully adjustable and removable follower block is standard
- Full extension ball-bearing suspension for smooth and durable drawer movement
- Earth friendly electrostatically applied coating protects the environment and provides a durable finish
- Available in a range of colors, including special paint finishes - see Notes for details

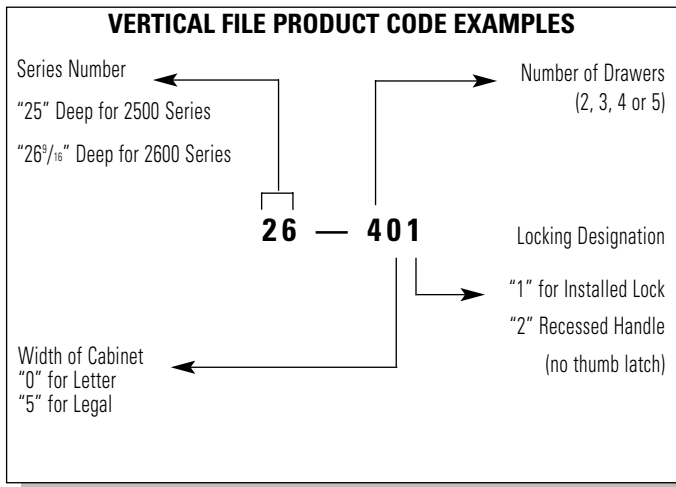


Optional field installable lock kit



High drawer sides accommodate hanging folders

VERTICAL FILE SERIES	2500	2600	2600P
<b>CONSTRUCTION</b>			
Standard depth	25"	26-9/16"	26-9/16"
Welded one piece top	front corners only	front corners only	front corners only
Fully enclosed welded bottom (with 6 vertical steel channels)	-	-	-
Tenon lock	•	•	•
Single point lock	•	•	•
Leveling glides (accessible from inside cabinet)	-	-	-
Counterweights (recommended for all sizes)	-	-	-
Progressive ball bearing suspension	•	•	•
Injection molded drawer-front liner	•	•	-
Double wall construction	-	-	-
High side walls	•	•	•
Lifetime Warranty (see terms + conditions)	•	•	•
<b>DRAWERS</b>			
Lock is standard	•	•	•
Letter / legal	•	•	•
Side to side adapter for letter filing	-	-	-
Conversion bars for side-to-side legal to letter	-	-	-
Conversion bars for front-to-back legal to letter	-	-	-
Pull handle (see matrix on next page)	-	-	-
Recessed pull with double wall front	-	-	•
Pull handle with thumb latch (see matrix next page)	•	•	-
Removable follower block	•	•	•
Label holder	•	•	•
<b>DRAWER HEIGHTS</b>			
Standard Drawer Heights	10-1/2"	10-1/2"	10-1/2"
<b>SIZES / DIMENSIONS</b>			
Depth	25"	26-9/16"	26-9/16"
Widths	15-3/16" 18-3/16"	15-3/16" 18-3/16"	15-3/16" 18-3/16"
Height - 2 drawer	29"	29"	29"
Height - 3 drawer	-	40"	40"
Height - 4 drawer	52-1/8"	52-1/8"	52-1/8"
Height - 5 drawer	64-1/4"	64-1/4"	64-1/4"



## STANDARD PAINT FINISHES

Black (BLK)	Bone (BNE)	Business Grey (BGR)	Charcoal (CHR)	Claret (CLT)
Desert Putty (DPT)	Designer White (DWT)	Fog (FOG)	Grey (GRY)	Ice (ICE)
Ivory (IVR)	Light Grey (LGR)	Metro (MET)	Moss (MOS)	Navy (NVY)
Nevada (NEV)	Oyster (OYS)	Silver (SIL)	Sky (SKY)	Stone (STN)
Storm Grey (SGR)	Tahiti Sand (TSA)	Taupe (TPE)	Tungsten (TUN)*	Willow (WIL)

\*10% upcharge applies

## TEXTURED PAINT FINISHES

Black Coffee (BKC)	Blizzard (BZD)	Dark Chocolate (DCH)	Mocha (MCH)	Stonedust (SDT)
--------------------	----------------	----------------------	-------------	-----------------

## THUMB LATCH / HANDLE FINISHES

### THUMB LATCH AND HANDLE FINISH MATRIX - 2500 + 2600 SERIES

<u>Case finish</u>	<u>Thumb latch/handle</u>
Black (BLK)	Black (BLK)
Business Grey (BGR)	Business Grey (BGR)
Charcoal (CHR)	Charcoal (CHR)
Desert Putty (DPT)	Desert Putty (DPT)
Grey (GRY)	Grey (GRY)
Light Grey (LGR)	Light Grey (LGR)
Nevada (NEV)	Nevada (NEV)
Tahiti Sand (TSA)	Tahiti Sand (TSA)
Designer White (DWT)	Business Grey (BGR)
All other finishes	Black (BLK)

## SPECIAL PAINT FINISHES

- All special colors must use **one** uniform color per series (example: 9300 series laterals). Quantities of 1 to 10 add 10%; 11 or more **no upcharge**.
- Mica and Metallic finishes add 10% upcharge.
- Special white finishes add 10% upcharge.
- Tungsten finish, add 10% upcharge.
- ALL NON-STANDARD FINISHES MUST BE APPROVED BY GLOBAL BEFORE ANY ORDER WILL BE ACCEPTED. LONGER LEAD TIMES WILL APPLY.
- Thumb latches and handles limited to colors listed above. Please select closest or contrasting color at the time of order.

## LOCKS

- Available as standard with random numbers, or with optional key alike or specified key numbers. Specify with key numbers W401 to W559. No upcharge. Where applicable.

## DESIGN & CONSTRUCTION FEATURES OF 2500 SERIES

- Cases and components are painted with a high-solids polyester and epoxy blend of powder electrostatically applied to 2 mil thickness and baked at 450° for 15 minutes to a hard and durable finish.
- **25" case depth** in both legal and letter widths. Case construction combines spot and mig welding for greater durability.
- Top cap has a seamless front giving a clean smooth appearance while increasing strength and rigidity.
- Additional strength is provided by four vertical steel channels.
- **Locks are standard** on all 2500 series models.
- All tenon locks have removable cores for keying alike or later modification in your office. Master keys and core keys are available; please contact your Global customer service representative.
- Standard thumb latch prevents accidental drawer opening or bounce back.
- High wall drawer sides accommodate front-to-back hanging file folders.
- A follower block is standard in every drawer for holding "non-hanging" file folders upright. Removable to maximize space.
- Leveling glide option NOT available
- Full extension ball-bearing suspension provides smooth and durable drawer movement. Built-in guides for easy drawer removal and insertion to adapt to changing filing needs.
- Lifetime Warranty. (See Terms and Conditions)
- For environmental certification, please visit [globalfurnituregroup.com](http://globalfurnituregroup.com)

## DESIGN & CONSTRUCTION FEATURES OF 2600 SERIES

- Cases and components are painted with a high-solids polyester and epoxy blend of powder electrostatically applied to 2 mil thickness and baked at 450° for 15 minutes to a hard and durable finish.
- **26½" case depth** in both legal and letter widths. Case construction combines spot and mig welding for greater durability.
- Top cap has a seamless front giving a clean smooth appearance while increasing strength and rigidity.
- Additional strength is provided by four vertical steel channels.
- **Locks are standard** on all 2600 series models.
- All tenon locks have removable cores for keying alike or later modification in your office. Master keys and core keys are available; please contact your Global customer service representative.
- Standard thumb latch prevents accidental drawer opening or bounce back.
- High wall drawer sides accommodate front-to-back hanging file folders.
- A follower block is standard in every drawer for holding "non-hanging" file folders upright. Removable to maximize space.
- Leveling glide option NOT available
- Full extension ball-bearing suspension provides smooth and durable drawer movement. Built-in guides for easy drawer removal and insertion to adapt to changing filing needs.
- Lifetime Warranty. (See Terms and Conditions)
- For environmental certification, please visit [globalfurnituregroup.com](http://globalfurnituregroup.com)

# V VERTICAL FILES - 2500 SERIES

## 2500 SERIES

MODEL#	DIMENSIONS	FREIGHT CLASS	WT/LBS.	CUBIC FT.	LIST PRICE
--------	------------	---------------	---------	-----------	------------

**D x W x H**



**2 Drawer Vertical File - Letter**

25-201	25 x 15.15 x 29	125	62	9	<b>\$481</b>
--------	-----------------	-----	----	---	--------------

25" deep, files letter size documents. Refer to page 72 for drawer pull and thumb latch colors. Lock included. Progressive ball bearing suspension. Shipped assembled in 1 carton.



**2 Drawer Vertical File - Legal**

25-251	25 x 18.1875 x 29	125	67	11	<b>\$558</b>
--------	-------------------	-----	----	----	--------------

25" deep, files legal size documents. Refer to page 72 for drawer pull and thumb latch colors. Lock included. Progressive ball bearing suspension. Shipped assembled in 1 carton.



**4 Drawer Vertical File - Letter**

25-401	25 x 15.15 x 52	125	112	16	<b>\$635</b>
--------	-----------------	-----	-----	----	--------------

25" deep, files letter size documents. Refer to page 72 for drawer pull and thumb latch colors. Lock included. Progressive ball bearing suspension. Shipped assembled in 1 carton.



**4 Drawer Vertical File - Legal**

25-451	25 x 18.1875 x 52	125	122	19	<b>\$723</b>
--------	-------------------	-----	-----	----	--------------

25" deep, files legal size documents. Refer to page 72 for drawer pull and thumb latch colors. Lock included. Progressive ball bearing suspension. Shipped assembled in 1 carton.



**5 Drawer Vertical File - Letter**

25-501	25 x 15.15 x 64.25	125	123	19.50	<b>\$922</b>
--------	--------------------	-----	-----	-------	--------------

25" deep, files letter size documents. Refer to page 72 for drawer pull and thumb latch colors. Lock included. Progressive ball bearing suspension. Shipped assembled in 1 carton.

**Required Specifications**

Metal finish

2500 SERIES

MODEL#

DIMENSIONS

FREIGHT CLASS

WT./LBS.

CUBIC FT.

LIST PRICE

D x W x H



**5 Drawer Vertical File - Legal**

25-551	25 x 18.1875 x 64.25	150	130	22.80	<b>\$950</b>
--------	----------------------	-----	-----	-------	--------------

25" deep, files legal size documents. Refer to page 72 for drawer pull and thumb latch colors. Lock included. Progressive ball bearing suspension. Shipped assembled in 1 carton.

**Required Specifications**

Metal finish

# V VERTICAL FILES - 2600 SERIES

## 2600 SERIES



**2 Drawer Vertical File**



**3 Drawer Vertical File**



**4 Drawer Vertical File**



**5 Drawer Vertical File**

MODEL#	DIMENSIONS D x W x H	FREIGHT CLASS	WT./LBS.	CUBIC FT.	LIST PRICE
26-201	26.56 x 15.15 x 29	125	65	10	<b>\$534</b>
26-251	26.56 x 18.1875 x 29	150	70	12	<b>\$635</b>

26.56" deep. Refer to page 72 for drawer pull and thumb latch colors. Aluminum label holder. Lock included.  
 • **26-201** files letter size documents; **26-251** files legal size documents.

26-301	26.56 x 15.15 x 40	125	92	13	<b>\$689</b>
26-351	26.56 x 18.1875 x 40	125	104	16	<b>\$791</b>

26.56" deep. Refer to page 72 for drawer pull and thumb latch colors. Aluminum label holder. Lock included.  
 • **26-301** files letter size documents; **26-351** files legal size documents.

26-401	26.56 x 15.15 x 52	125	118	17	<b>\$723</b>
26-451	26.56 x 18.1875 x 52	125	128	20	<b>\$840</b>

26.56" deep. Refer to page 72 for drawer pull and thumb latch colors. Aluminum label holder. Lock included.  
 • **26-401** files letter size documents; **26-451** files legal size documents.

26-501	26.56 x 15.15 x 64.25	125	141	21	<b>\$1044</b>
26-551	26.56 x 18.1875 x 64.25	125	157	24	<b>\$1198</b>

26.56" deep. Refer to page 72 for drawer pull and thumb latch colors. Aluminum label holder. Lock included.  
 • **26-501** files letter size documents; **26-551** files legal size documents.

**Required Specifications**  
 Metal finish

## 2600 PLUS SERIES (RECESSED PULLS)



**2 Drawer Vertical File**

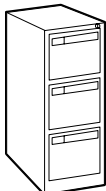
MODEL#	DIMENSIONS	FREIGHT CLASS	WT/LBS.	CUBIC FT.	LIST PRICE
--------	------------	---------------	---------	-----------	------------

**D x W x H**

26-202	26.56 x 15.15 x 29	125	65	10	<b>\$586</b>
26-252	26.56 x 18.15 x 29	150	70	12	<b>\$702</b>

26.56" deep with recessed pulls. No thumb latch. Lock included. Ball-bearing suspension.

- **26-202** files letter size documents; **26-252** files legal size documents.

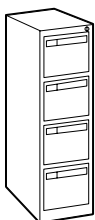


**3 Drawer Vertical File**

26-302	26.56 x 15.15 x 40	125	92	13	<b>\$756</b>
26-352	26.56 x 18.15 x 40	125	104	16	<b>\$843</b>

26.56" deep with recessed pulls. No thumb latch. Lock included. Ball-bearing suspension.

- **26-302** files letter size documents; **26-352** files legal size documents.

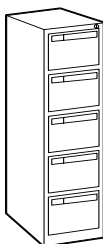


**4 Drawer Vertical File**

26-402	26.56 x 15.15 x 52	125	118	17	<b>\$799</b>
26-452	26.56 x 18.15 x 52	125	128	20	<b>\$921</b>

26.56" deep with recessed pulls. No thumb latch. Lock included. Ball-bearing suspension.

- **26-402** files letter size documents; **26-452** files legal size documents.



**5 Drawer Vertical File**

26-502	26.56 x 15.15 x 64.25	125	141	21	<b>\$1148</b>
26-552	26.56 x 18.15 x 64.25	125	157	24	<b>\$1319</b>

26.56" deep with recessed pulls. No thumb latch. Lock included. Ball-bearing suspension.

- **26-502** files letter size documents; **26-552** files legal size documents.

**Required Specifications**

Metal finish

# V VERTICAL FILES - ACCESSORIES

## ACCESSORIES FOR ALL VERTICAL FILES

MODEL# DIMENSIONS FREIGHT CLASS WT/LBS. CUBIC FT. LIST PRICE

D x W x H



### Lock Kit

LK26	--	70	--	--	<b>\$33</b>
LK26-50	--	60	--	--	<b>\$1124</b>

Field installable kit for 2500 and 2600 Series.  
 • 50 kits to a carton for 2500 and 2600 Series.

### Follower Block

FBL-2	--	--	--	--	<b>\$33</b>
-------	----	----	----	----	-------------

2 pack. For 2500 and 2600 Series only.



### Extra Key

EK93	--	70	--	--	<b>\$22</b>
------	----	----	----	----	-------------

Specify core #. Key range W401-W550.



### Touch Up Paint

PB-COLOR	--	--	--	--	<b>\$43</b>
----------	----	----	----	----	-------------

½ oz. paint bottle with brush. Order by standard color codes

### Interlock Safety Mechanism

LI	--	--	--	--	<b>\$78</b>	2 drawers
					<b>\$115</b>	3 drawers
					<b>\$150</b>	4 drawers
					<b>\$188</b>	5 drawers

For 2600 series. Allows only one drawer to be opened at a time.  
 • Available on 2600 series **locking** models only.

#### Required Specifications

Metal finish

# textiles and finishes

## Care and Cleaning

### Textiles

**Fabrics:** To extend the life of your seating upholstered in fabric, regularly dust the chair to prevent airborne particles from penetrating the fabric surface.

For light soiling, use a damp cloth and blot the spot with very slight pressure, taking care never to soak the fabric. Dry with a clean cloth by blotting - never rub fabric. More intense stains can be treated the same way, but with a mild detergent. Always test fabric first in an unseen area before using any cleaning method.

**Leather:** For regular cleaning, simply use a soft damp cloth, taking care not to soak the leather. For more thorough treatment, soak a soft cloth in mild soap solution and wipe surface in a light circular motion. Repeat with clean water. Allow to dry and polish with a soft dry cloth. Do not use detergents, aerosol sprays or other polishes.

### Hard Surfaces

**Wood Veneer Finishes:** Waxing or polishing catalyzed finishes is not recommended because this will give a greasy, cloudy or uneven appearance to the product and could void your warranty. Global's conversion varnish is best cleaned by wiping the surface with a damp cloth, followed by a soft dry cloth in the direction of the grain. If the surfaces are heavily soiled, a gentle product like "Windex" can be used, following the same instructions as above.

**Laminate & Painted Metal Finishes:** Simply wipe the surface with a clean soft damp cloth; if needed, a mild soap solution (i.e. Ivory dishwashing liquid) may be used. To prevent streaks, dry the surface with a clean dry soft cloth moving in a circular motion.

---

### Textiles

- **Water-Based Cleaner:** Spot clean, using the foam only from a water-based cleaning agent, such as a mild detergent or non-solvent upholstery shampoo product. Apply foam with a soft brush in a circular motion. Vacuum when dry. Pretest small area before proceeding.
- **Solvent Cleaner:** Spot clean, using a mild water-free solvent or dry cleaning product. Clean only in a well-ventilated room and avoid any product containing carbon tetrachloride or other toxic materials. Pretest a small area before proceeding.
- **Water/Solvent Cleaner:** Spot clean with a mild solvent, an upholstery shampoo, or the foam from a mild detergent. When using a solvent or dry cleaning product, follow instructions carefully and clean only in a well-ventilated room. Avoid any product that contains carbon tetrachloride or other toxic materials. With either method, pretest a small area before proceeding.
- **Vacuum Only:** Clean this fabric only by vacuuming or light brushing to prevent accumulation of dust and grime. Water-based foam cleaning agents of any kind may cause excessive shrinking, staining, or distortion of the surface pile and therefore, should not be used.
- **Crypton Cleaning:** Generally stains are removed with plain water and powdered enzyme detergent. Upholstery foam shampoo, waterbased cleaning products and germicidal detergents can be used. Be sure to remove all residue from cleaning products with clean water. Do not use solvent-based cleaners or dry cleaning products.
- These recommendations and codes were developed by fabric specialists. However, because of the various ways fabric can be stained or damaged, there is no guarantee that the results will be completely successful. Use suggested methods on your own responsibility. To help prevent overall soil, frequent vacuuming or light brushing to remove dust and grime is recommended. Use professional furniture cleaning service when overall soiled condition has been reached.

# TEXTILES + FINISHES

## Textile Price Grades - Global Textiles

Grade 1	Carrera, Dobby, Fusion, Illusion, Jenny, Quilt, Terrace, Trak, Urban, Waterfall, Wavelength
Grade 2	Allante FRee, Elevate, Etch, GC Linen, Imprint, Luxhide, Release
Grade 3	Non standard GLOBAL textiles
Grade 4	Non standard GLOBAL textiles
Grade 5	Non standard GLOBAL textiles
Grade 6	Novaro Genuine Leather, non standard GLOBAL textiles
Grade 7	Non standard GLOBAL textiles
Grade 8	Non standard GLOBAL textiles
Grade 9	Non standard GLOBAL textiles
Grade 11	Non standard GLOBAL textiles
Grade 10	Non standard GLOBAL textiles
Grade 12	Non standard GLOBAL textiles

Please refer to individual seating series for availability of a particular textile.

The charts above do not include Textiles offered by Alliance Partners: Arc-Com Fabrics, Architex, CF Stinson, Designtex, Knoll Textiles, Green Hides, LDI Interiors, Luum Textiles, Maharam, Mayer Fabrics, Momentum, and Ultrafabrics.

## Blend Seating Textiles

The grid below outlines the grade structure for using multiple textiles on select seating series. Blended textiles occur when one textile is chosen for one part of the chair and a different textile is selected for another part of the chair, resulting in a revised blended grade. For opportunities regarding more than two different textiles, please contact Global CustomerCare for approval process and grading.

### FIRST TEXTILE SELECTED

		FIRST TEXTILE SELECTED																	
		1	2	3	4	5	6	7	8	9	10	11	12	13	14	15	16	17	18
SECOND TEXTILE SELECTED	1	1																	
	2	2	2																
	3	3	3	3															
	4	3	4	4	4														
	5	4	4	5	5	5													
	6	5	5	5	6	6	6												
	7	5	6	6	6	7	7	7											
	8	6	6	7	7	7	8	8	8										
	9	7	7	7	8	8	8	9	9	9									
	10	8	8	8	8	9	9	9	10	10	10								
	11	9	9	9	9	9	10	10	10	11	11	11							
	12	10	10	10	10	10	10	11	11	11	12	12	12						
	13	11	11	11	11	11	11	12	12	12	12	13	13	13					
	14	11	12	12	12	12	12	12	13	13	13	13	14	14	14				
	15	12	12	13	13	13	13	13	13	14	14	14	14	15	15	15			
	16	13	13	13	14	14	14	14	14	14	15	15	15	15	16	16	16		
	17	14	14	14	14	15	15	15	15	15	15	16	16	16	16	17	17	17	
	18	15	15	15	15	15	16	16	16	16	16	16	17	17	17	17	18	18	18

## TEXTILE AND COLOR LISTINGS

### Grade 1

#### Carrera 100% Polyester

CE84 Zest	CE85 Savannah	CE86 Slate	CE87 Rainforest	CE88 Aspen	CE89 Dune	CE90 Flannel
CE91 Azure	CE92 Chili	CE93 Jute	CE95 Ink	CE96 Sangria	CE97 Java	CE98 Charcoal

#### Dobby 96% Recycled Polyester / 4% Virgin Polyester

DB30 Snowcap	DB31 Bonsai	DB32 Cloud	DB33 Sand	DB34 Pewter	DB35 Santa Fe	DB36 Corfu
DB37 Medium Taupe	DB38 Charcoal	DB39 Berry	DB40 Royal	DB41 Titanium	DB42 Black	

#### Fusion 90% Virgin Polyester / 10% Post-Consumer Recycled Polyester

FU71 Tangerine	FU72 Fresh	FU73 Moss	FU74 Tomato	FU75 Aqua	FU76 Sandstone	FU77 Granite
FU78 Poppy	FU79 Cadet	FU80 Oasis	FU81 Graphite	FU82 Viola	FU83 Cobalt	FU84 Flax
FU85 Carbon						

#### Illusion 100% Virgin Polyester

II01 Cappuccino	II02 Paprika	II03 Tropic	II04 Wicker	II05 Hemp	II06 Cayenne	II07 Maui
II08 Dusk	II09 Smoke	II10 Currant	II11 Fiji	II12 Ozone	II13 Ebony	

#### Jenny 100% Polyester

JN01 Midnite	JN02 Ebony	JN03 Slate	JN07 Vermilion	JN08 Admiral	JN11 Charcoal	JN25 Silver Lining
JN26 Oatmeal	JN27 Sunflower	JN28 Cascade	JN29 Harvest	JN30 Melon	JN31 Berry	JN32 Green Grass
JN33 Roast						

#### Quilt 100% Polyester

QL10 Black	QL11 Charcoal Grey	QL14 Navy	QL16 Wine	QL19 Silver	QL20 Feather	QL21 Dune
QL22 Meadow	QL23 Cadet	QL24 Geranium	QL25 Daisy	QL26 Quest	QL27 Punch	QL28 Tangerine
QL29 Cocoa						

#### Terrace 70% Virgin Polyester / 30% Post-Consumer Recycled Polyester

TC61 Tigerlily	TC62 Shadow	TC63 Cobble	TC64 Cherry Blossom	TC65 Bluebell	TC66 Apple	TC67 Haze
TC68 Cerise	TC69 Twilight	TC70 Wintergreen	TC71 Ironwork	TC72 Pine Cone	TC73 Flirt	TC74 Echo
TC75 Glacier						

#### Trak 100% Recycled Polyester

TK40 Taupe	TK41 Mustard	TK42 Latte	TK43 Cement	TK44 Silver	TK45 Copper	TK46 Teal
TK47 Apple	TK48 Steel	TK49 Merlot	TK50 Midnight Sky	TK51 Mocha	TK52 Carbon	

#### Urban 62% Recycled Polyester / 32% Polyester

UR10 Red Rose	UR11 Ocean Blue	UR12 Blue Bayou	UR13 Green Grass	UR17 Earth	UR18 Brown Ridge	UR19 White Sand
UR20 Granite Rock	UR21 Gravel Road	UR22 Black Coal				

#### Waterfall 60% Virgin Polyester / 40% Post-Consumer Recycled Polyester

WA40 Trance	WA41 Tryst	WA42 Splash	WA43 Victoria	WA44 Imagine	WA45 Sky	WA46 Rainforest
WA47 Rumble	WA48 Prism	WA49 Tranquility	WA50 Grand	WA51 Rushing	WA52 Magestic	WA53 Pacific
WA54 Dance						

#### Wavelength 100% Virgin Polyester

WV01 Lime	WV02 Mint	WV03 Stone	WV04 Flame	WV05 Mykonos	WV06 Savannah	WV07 Mesa
WV08 Plasma	WV09 Cancun	WV10 Quartz	WV11 Moonrock	WV12 Rubine	WV13 Corfu	WV14 Bluejay
WV14 Panther						

### Grade 2

#### Elevate 80% Post-Consumer Recycled Polyester / 20% Rayon

EL51 Halo	EL52 Dove	EL53 Safari	EL54 Sunglow	EL55 Margarita	EL56 Fiji	EL57 Mist
EL58 Blaze	EL59 Wasabi	EL60 Mystic	EL61 Mica	EL62 Cherry	EL63 Scuba	EL64 Lapis
EL65 Onyx						

#### Etch 80% Post-Consumer Recycled Polyester / 20% Rayon

ET81 Drift	ET82 Citron	ET83 Calypso	ET84 Mandarin	ET85 Crisp	ET86 Iris	ET87 Nickel
ET88 Paprika	ET89 Nutmeg	ET90 Marine	ET91 Magnet	ET92 Infrared	ET93 Espresso	ET94 Indigo
ET95 Anthracite						

#### Imprint 100% Post-Consumer Polyester

IM70 Almond	IM71 Cork	IM72 Sand	IM73 Currie	IM74 Candy Apple	IM75 Ocean	IM76 Navy
IM77 Green Tea	IM78 Celery	IM79 Oregano	IM80 Walnut	IM81 Paprika	IM82 Graphite	IM83 Slate
IM84 Licorice						

# TEXTILES + FINISHES

**Grade 2 (Vinyl)** For availability of chair series in Vinyl, please contact a Global Sales Representative.

**Allante FRee** 100% Vinyl Face / 100% Polyester Backing

A01F Illusion	A02F Bright White	A03F White Crush	A04F Ivory	A05F Ice	A06F Bleached Sand	A07F Taupe Fawn
A08F Warm Smoke	A09F Autumn Rain	A10F Cookie	A11F Sierra Brick	A12F Gibraltar	A13F Chateau Grey	A14F Garden Green
A15F Oasis Green	A16F Ink Black	A17F Purple Impulse	A18F Italian Rose	A19F Mountain Sky	A20F Old Navy	A21F Galaxy
A22F Red Truffle	A23F Chocolate Sundae	A24F Province Blue	A25F Eclipse			

**GC Linen** 100% Vinyl Face

LE50 Potters Clay	LE51 Pearl	LE52 Tan	LE53 Storm	LE54 Butter	LE55 Haystack	LE56 Ganache
LE57 Sunset	LE58 Burnt Orange	LE59 Cayenne	LE60 Navy	LE61 Bamboo	LE62 Gray	LE63 Charcoal
LE64 Moss						

**Luxhide** 100% Vinyl Face / Bonded Leather Backing

BL20 Black	BL22 Parchment	BL23 Saddle	BL24 Dark Brown	BL26 Burgundy	BL27 Charcoal	BL28 White
BL34 Light Grey						

**Release** 100% Vinyl Face

RL11 White	RL12 Chalk	RL13 Stone	RL14 Taupe	RL15 Orange	RL16 Country	RL17 Tuscan
RL18 Cottage	RL19 Yellow	RL21 Red Barn	RL22 Brave Red	RL23 Gypsy Red	RL24 Cajun	RL25 Vineyard
RL26 Olive	RL27 Bonsai	RL28 Summer's Dream	RL29 Calico	RL31 Green	RL32 Blue	RL33 Black
RL34 Cool Grey	RL35 Thunder Grey	RL36 Navy	RL37 Dark Chocolate	RL38 Espresso		

**Grade 6**

**Novaro Genuine Leather** 100% Leather

N050 Ash	N051 Asphalt	N052 Bison	N053 Blueberry	N054 Cloud	N055 Clove	N056 Cordovan
N057 Doe	N058 Linen	N059 Marina	N060 Phantom	N061 Pigeon	N062 Scarlet	N063 Turtle
N064 Wheat						

## PANEL/TACKBOARD FABRICS

### GRADE 2

#### Lola 100% Polyester.

LL11 Medium Taupe    LL12 Caramel Cream    LL14 Blue Mist    LL35 Spray    LL36 Granite    LL37 Cinder    LL38 Sandstone

### GRADE 3

#### Anchorage 65% Pre-consumer Polyester / 35% Post-consumer Polyester

AN40 Birch    AN41 Green Apple    AN42 Lapis    AN43 Straw    AN44 Wolf    AN45 Goose    AN46 Angora  
 AN47 Cumin    AN48 Asteroid    AN49 Geranium    AN50 Thistle    AN51 Graphite    AN52 Slate    AN53 Quarry Blue  
 AN54 Onyx    AN55 Pumpkin    AN56 Red Delicious    AN57 Sunshine    AN59 Waterfall    AN61 Vanilla    AN62 Cobalt  
 AN64 Cloud

#### Merge 100% Polyester / 75% Post-consumer Recycled Polyester

MG20 Fawn    MG21 Marshmallow    MG22 Driftwood    MG23 Dove    MG24 Graphite    MG25 Slate    MG26 Eucalyptus  
 MG27 Fire Engine    MG28 Mediterranean    MG29 Midnight

## FINISHES

### Seating Finishes - Metal & Polymer: *Please consult each Seating Series for finish availability.*

Black (BK)    Charcoal Grey (CHR)    Chrome (CHM)    Fog (FG)    Polished Aluminum (ALU)    Tungsten (TUN)

### Seating Finishes - Plastic (Duet, Popcorn, Sonic and Stream)

Buzz Blue (BZB)    Cactus (CCT)    Carrot (CRO)    Cloud (IVC)    Dijon (DJN)    Eggplant (EGP)    Fog (FOG)  
 Frost (FRO)    Ink (INK)    Latte (LAB)    Night (BLK)    Sand (SND)    Scarlet (SAR)    Shadow (SHW)

### Seating Finishes - Wood *Seating finishes will not necessarily match Casegoods finishes. This is due to the fact that Seating and Casegoods finishes use different wood species and are manufactured at multiple locations.*

Absolute (AAM)    Black (BKM)    Cherry (ACM)    Espresso Cafe (ECM)    English Oak (EOM)    Fruitwood (TFM)    Gray (HGM)  
 Honey (AHM)    Mahogany (TMM)    Maple (AVM)    Medium Walnut (MWM)    Natural Walnut (NLW)    Night (ASM)    Noce Biondo (NBM)  
 Noce Grigio (NGM)    Noce Leggero (NEM)    Noce Medio (NMM)    Shaker Cherry (SKM)    Walnut (TWM)    WC Cream (WTM)    White (WHM)  
 Winter Cherry (WCM)

### Desks, Workstations, Tables and Accessories - Laminate

Absolute Acajou (ACJ)    Asian Night (ASN)    Avant Cherry (AWC)    Avant Honey (AWH)    Black (BLK)    Blizzard (BZD)    Brushed Cobalt (BRC)  
 Clear Maple (CMB)    Custom Grey (CGY)    Dark Espresso (DES)    Designer White (DWT)    Fashionista (FAS)    First Class (FCL)    Noce Biondo (NBL)  
 Noce Grigio (NGL)    Noce Leggero (NEL)    Noce Medio (NML)    Quartered Mahogany (QTM)    Sheer Beauty (SBL)    Stonedust (SDT)    Storm Grey (SOG)  
 Walnut Heights (WHE)    White Chocolate (WHC)    Winter Cherry (WCR)

### Desks, Workstations, Tables and Accessories - Wood Veneer

Almond Cherry (AMW)    Amber Cherry (ACW)    Biscotti (BTW)    Cocoa Walnut (CAW)    Coral (CRW)    Dark Cherry (DCW)    Dark Walnut (DWW)  
 Espresso Walnut (EWW)    Evening Oak (EVW)    Grey on Oak (GRW)    Hazelnut (HAW)    Java (JAW)    Latte Walnut (LTW)    Mahogany on Walnut (MHW)  
 Milestone (MTW)    Natural Maple (MPW)    Natural Walnut (NLW)    Red Cherry (RCW)    Vintage Cherry (VNW)    Umber Walnut (ULW)    Walnut (WLW)  
 Warm Cherry (WCW)    White Maple (WMW)

### Metal Leg Finishes *(check series for applicable finishes)*

Antique Copper (ACO)    Black (TBL)    Brushed Chrome (BCH)    Buzz Blue (TBZ)    Cactus (TCC)    Carrot (TCR)    Cloud (TIV)  
 Chrome (CHM)    Designer White (TDW)    Dijon (TDJ)    Eggplant (TEG)    Fog (TFO)    Frost (TFR)    Ink (TIN)  
 Kalua (TKA)    Latte (TLA)    Mocha (TMO)    Nevada (TNE)    Sand (TSN)    Satin Brass (SBR)    Scarlet (TSR)  
 Shadow (TSH)    Toast (TOA)    Tungsten (TTU)

### Metal File + Storage Finishes

Business Grey (BGR)    Black Coffee Textured (BKC)    Black (BLK)    Bone (BNE)    Blizzard Textured (BZD)    Charcoal (CHR)  
 Claret (CLT)    Dark Chocolate Textured (DCH)    Desert Putty (DPT)    Designer White (DWT)    Fog (FOG)    Grey (GRY)  
 Light Grey (LGR)    Ice (ICE)    Ivory (IVR)    Mocha Textured (MCH)    Metro (MET)    Moss (MOS)  
 Nevada (NEV)    Navy (NVY)    Oyster (OYS)    Stonedust Textured (SDT)    Storm Grey (SGR)    Silver (SIL)  
 Sky (SKY)    Stone (STN)    Taupe (TPE)    Tahiti Sand (TSA)    Tungsten (TUN)\*  
 \* 10% upcharge applies



# special color request form

## CUSTOMER INFORMATION

DEALER/D.C. NAME: \_\_\_\_\_

ADDRESS: \_\_\_\_\_

CONTACT NAME: \_\_\_\_\_

CONTACT PHONE #: \_\_\_\_\_

CONTACT EMAIL: \_\_\_\_\_

COLOR INFORMATION	PRODUCT REQUESTED	
MANUFACTURER NAME: _____	QUANTITY _____	MODEL # _____
COLOR NAME: _____	_____	_____
MANUFACTURER/COLOR CODE: _____	_____	_____

## REQUIREMENTS FOR SPECIAL COLOR

**The following requirements are necessary to accommodate your special color request.**

- FLAT PAINT: Quantities of 1-10 files per series = \$250 + 10% upcharge, 11 files per series or more = no upcharge.
- WHITES + METALLICS: Quantities of 1-10 files per series = \$250 + 10% upcharge, 11 files or more per series = 10% upcharge.
- ELIGIBLE PRODUCTS:  
 1900 Series Laterals and Pedestals  
 9300/9300P Series Laterals, Pedestals, Storage and Personal Towers  
 9300 Metal Bookshelves  
 2500 & 2600 Series Verticals  
 Prime Series Laterals, Pedestals, Storage and Personal Lockers
- Please submit sample, along with this completed form to the File Department, Global Corporate Headquarters, 17 West Stow Road, Marlton, New Jersey 08053.
- Special order colors will add approximately 2 weeks to the Product Lead Times posted on our Dealer website.

I understand the guidelines of this program and agree to all of its terms: \_\_\_\_\_  
(Signed)



**LEVEL 3 CERTIFIED**  
Many programs in various categories



**LEED PARTNERSHIP PROGRAM**  
Products can help you earn credits



**GREENGUARD CERTIFIED**  
Gold

**THE ENVIRONMENT** We believe now more than ever, that it is our responsibility to protect the environment and our precious natural resources for future generations. The growing importance of energy and environmental concerns continues to challenge us in this ever changing marketplace.

As an industry leader, Global continues to take proactive steps towards reducing the negative impacts on the environment. We are building "healthier" offices; investing in Research & Development and new technologies; reducing waste and the consumption of energy; and improving the quality of the air we breathe, all which can have a significant impact on our quality of life.



Epoxy Powder coating process is solvent free. No harmful VOC's or lead. No toxins are released into the atmosphere.

Global's recycled fabrics offer affordable, environmentally responsible alternatives to commercial textiles. We recycle 35,000 lbs of fabric offcuts weekly.



powder paint process:  
**98% paint recovery and reuse**

more recycled fabric  
**less to the landfill**

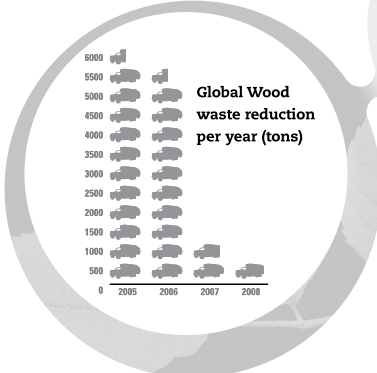
talk to us about our  
**leed partnership program**

we've diverted  
**90% of our wood waste from landfill in four years**



Global has the products and resources to help your projects achieve LEED certification.

New technology allows us to reduce glue usage by 50%. In addition, our polyurethane glue reduces emissions and requires less energy to apply.



For further information on Global's environmental initiatives, please visit <http://www.globaltotaloffice.com/enviro/>

# TERMS AND CONDITIONS

This illustrated price list has been designed to facilitate fast reference and easy use. Products are categorized into "seating", "desks", "files", "panels", or "tables", and are listed numerically within their categories. The line drawings match actual photographs (where possible) to aid in instant recognition of the total range within a series.

Sales of Global Furniture Group ("Global") products are made only on Global's standard Terms and Conditions of sale which are contained in this price book. These standard terms and conditions may be modified or supplemented only by a separately written document signed by Global's authorized personnel at its head office in Marlton, NJ. Any term or condition contained in any purchase order or other form used by dealer/purchaser to order goods (including standard, printed language) which is different from, in addition to, or in any way inconsistent with Global's standard terms and conditions shall be of no force or effect whatsoever.

All illustrations, specifications and prices in this list price book are based on the latest product information available at time of publication. Global reserves the right to make changes at any time and without prior notice to prices, colors, materials, specifications and models offered.

## Description

Each product shown or described in this price list is standard Global product. Available options are noted at the beginning of each series. Available options may require additional delivery time and cost, and may affect the warranty given. Sizes and weights shown are approximate and are subject to slight changes from time to time.

## Prices and Payment

The prices shown in this book, as well as those quoted by Global, are in United States dollars for orders shipped to destinations in the U.S. and Mexico.

If shipping date requested is more than 90 days from date of order, Global shall reserve right to use published list prices effective at the time of shipment.

Orders are invoiced at the time of shipment. Terms of payment are net 30 days from date of invoice unless otherwise stated.

If dealer/purchaser's most recent annual net volume is less than \$5,000.00, payment must be made in advance.

Any products sold by Global shall remain the personal property of Global until fully paid.

Prices are suggested list prices only and are subject to change without notice. Global will, however, attempt to keep dealer/purchasers up-to-date on all developments including price changes.

## Taxes

All prices shown in this book are exclusive of sales, use, excise and other applicable taxes and are the dealer/purchaser's responsibility as per the invoice issued by Global. If dealer/purchaser claims an exemption from such taxes, it shall be the dealer/purchaser's responsibility to furnish Global with an appropriate exemption certificate at time of order.

## Ordering Information

To avoid errors and/or duplication, Global requires that all orders be submitted in writing. All orders submitted to Global in writing and will be acknowledged on Global's acknowledgment forms governing the transaction. The details appearing on this acknowledgment will describe the items to be shipped and the approximate shipping date. It is the dealer/purchaser's responsibility to determine that the information in the acknowledgment is correct. In the event of an error, the

dealer/purchaser must notify Global immediately by telephone followed by written confirmation. Shipping dates are assigned to orders based on the item having the longest manufacturing lead time (unless instructed to partial ship).

When ordering, please provide the following information:

- 1) Account number (if possible)
- 2) P.O. number
- 3) "Bill to" and "ship to" name and address
- 4) Complete model number
- 5) Description
- 6) Options:
  - a. Upholstery fabric type and color (specify by name and number)
  - b. Color of paint finish, laminate or wood (if applicable)
  - c. Trim options (frame)
  - d. Arms
  - e. Base, Casters
  - f. Mechanism
  - g. Accessories

Dealer/purchaser is responsible for providing correct information when placing an order. Orders with incorrect information (finish, etc.) will be scheduled for manufacturing upon receipt of complete information.

All phone orders must be confirmed in writing by the customer within 7 days.

To prevent a delay in processing orders, please specify delivery routing.

## Changes and Cancellations

After the date of Global's acknowledgment of a dealer/purchaser's order, the order may not be changed or canceled by dealer/purchaser without the written consent of Global. Special order items, C.O.M. and fabric-covered items already in production are not subject to change or cancellation under any circumstances. Textile-covered items are considered to be in production once the textile is scheduled for cutting. Other standard items already in production are subject to a minimum 35% cancellation charge.

## Errors and Omissions

All quotations, acknowledgements and invoices are subject to corrections for any errors and omissions.

## FINISHES

### Wood Finishes

For custom stain requests, submit a special request for quotation. Non-standard wood finish orders will incur a one time charge of \$250 net to dealer per matching custom wood stain. This one time fee will be valid for 5 years from the time of matching. After 5 years, a new \$250 net to dealer charge will apply. All custom wood stain products will receive a 10% list per unit upcharge, included on the special quote. Requests with unit quantities of 30 or more, may be considered for reduced or eliminated upcharge. At time of order, a 3" x 3" color sample is required to be submitted with order. Extended order lead time is required for custom matching and approval process..

# METAL FILING + STORAGE

## File Finishes

All non-standard file finishes must be approved by Global prior to acceptance of order and may be subject to an upcharge.

Laminate Tops - pricing for all non-standard finishes and sizes must be provided by Global Customer Service and may be subject to an upcharge.

## Desk Finishes

Because the distinctive characteristics and the nature of wood products cause variations, exact matches are not always possible.

Global has launched a finishes program between marketing companies within the Global Group to match products as best as possible when same finishes are specified.

## Customers Own Material (COM)

Use of COM must be approved by Global prior to acceptance of order. Please refer to the back of the Seating List Price Book and fill out the Authorization Request Form. Photocopy and use this form as often as necessary. The customer must provide a 12" x 12" fabric sample and advise how the fabric is to be applied. **Textile yardage requirement will be advised by the factory, and additional yardage may be required if pattern requires matching.** Yardage shown in the List Price Book does not allow for pattern repeat/matching. Send to the address provided on shipping document upon approval from Global. If C.O.M. is difficult to apply or if product shall be modified, extra charges shall be made. Global reserves the right to cancel an order at any time if C.O.M. is inadequate for any reason. Customer's Own Material must be shipped freight and duties paid to our factory. Such shipment must be fully identified with purchaser's order number, RGA # provided by Global, and the item for which material is intended. Performance of C.O.M. when applied to product is the sole responsibility of the purchaser. Global's standard product warranty shall not apply to C.O.M. Use of C.O.M. will not reduce the published list price.

## Textile Grading

All products are priced according to their standard textile grade. Lower grade textiles are available (unless otherwise specified) at same price as standard textile grade.

The listing of prices for each model indicates the prices for higher upholstery grades. Prices are based on yardage in imperial measurements.

## TEXTILE PRICE GRADES - GLOBAL TEXTILES

### Grade Upholstery (Seating Fabrics)

1	Carrera, Dobby, Fusion, Illusion, Jenny, LuxPlus, Quilt, Terrace, Trak, Urban, Waterfall, Wavelength
2	Allante FRee, Elevate, Etch, GC Linen, Imprint, Release
6	Novaro Genuine Leather

### Grade Upholstery (Panel Fabrics)

2	Lola
3	Anchorage, Merge

The charts above do not include textiles offered by Alliance Partners: Arc-Com Fabrics, CF Stinson, Designtex, Knoll Textiles, Green Hides, LDI Interiors, Luum Textiles, Maharam, Mayer Fabrics, Momentum, and Ultrafabrics.

## Upholstery Coverings

Slight variations in color may occur between dye lots. Although Global attempts to minimize these variances, they do occur and must be accepted as normal and will not be considered defects.

## Yardage

Required yardage (ydg) is based on unmatched materials with widths of 54" for seating, 63" for panels. Yardage calculations are based on imperial measurements.

## Arms

A wide selection of arms are available for some series. See Arm Charts in the Seating price list for details.

## Delays

Global's order acknowledgement will state a shipping date which is Global's best estimate at the time the order is acknowledged. However, Global shall not incur any obligation or liability to Purchaser for failure to ship by specified date unless Global has agreed to an unequivocal shipping date in a separately signed written document executed by its authorized personnel at its head office. In addition, Global shall not be liable for any loss or damage resulting from any delay or failure in shipment or other failure to perform all or any part of the agreement between the parties with respect to the goods shown on the face of the order acknowledgement where such delay, failure, loss or damage is the proximate result of any act of any governmental authority or political subdivision thereof, revolution, riot, civil disorder or disturbance, delay or default in transportation, strike disputes among or between labor unions or other labor disputes, delay or inability in obtaining materials and facilities, fire, flood, act of God or any cause not within the reasonable control of the company, whether of the class of causes enumerated or otherwise.

## F.O.B.

F.O.B. point is Global's Factory, Downsview, Ontario, Canada, or any Global Regional Distribution Center.

## FedEx and UPS Shipments

Seating products marked with a FedEx or UPS symbol are packaged for shipment via FedEx or UPS.

## Handling

Non-UPS/FedEx orders under \$10,000 list incur \$100 net handling fee. Small packages (FedEx, UPS) incur \$25 net handling fee per carton (up to four cartons).

## Special Delivery Requirements

Global's delivered pricing provides for dock delivery during normal business hours (considered to be 8 am to 4 pm Monday through Friday) to customer/end user only. Additional delivery requirements such as inside delivery, lift gate, limited access sites, installations and weekend deliveries will incur an additional expense and will be the responsibility of the dealer.

## Service

Service requests are normally the responsibility of Global's authorized dealers. Where this cannot be accomplished on a local level, service problems should be referred to Global's Customer Service Department in the nearest distribution center.

## Returns

No returns of goods will be accepted without written consent and shipping instruction of Global. A minimum re-stocking charge of 35% is made on all authorized returns for credit or refund, provided goods are received by Global in the condition in which they left the factory. This may increase

depending on the type of product. Global's Return Goods Authorization (R.G.A.) numbers must appear prominently on all authorized returns. Global will not be responsible for freight costs. No credit will be given if goods cannot be reused as new. Special order items, non-stock items and C.O.M. products are in no event subject to return. All returns must be approved and authorized in writing by Global Customer Service. Global reserves the right to refuse delivery of any unauthorized returns.

## Claims

All goods are sold FOB plant or Global Distribution Center. Global is not responsible for damage which occurs in transit (or in storage). The carrier signs for all goods received in apparently good order. It is the dealer/purchaser's responsibility to examine goods upon receipt and to file any claims with the carrier for losses or damage to the product occurring during transit, including concealed damage.

Any claims made against Global for apparent defects, errors or shortages must be made by the dealer/purchaser, in writing, within 15 working days after any delivery. Failure by the dealer/purchaser to make any claim against Global within 15 days shall constitute acceptance of the goods and a waiver of any apparent defects, errors or shortages.

## Suspension

In the event that the dealer/purchaser defaults in the payment of any sum due to Global, or in the event the dealer/purchaser's financial condition becomes unsatisfactory to Global, Global shall have the right to defer or discontinue shipment of any goods until such time as the default is cured or the dealer/purchaser provides assurance of payment to Global.

## Copyright

All catalogs, photographs, drawings, price lists and other printed material are protected by copyright. All rights reserved.

## Trademarks

All trademarks are owned by Global Furniture Group other than OBUSFORME™ which is owned by OBUSFORME LTD. and are used under license. OBUSFORME® and the distinctive backrest design are registered trademarks of OBUSFORME LTD.

## Designs and Patents

Many of the products produced by Global are protected by design registrations, design patents and/or patents. Design and specifications are subject to change, discontinuance or additions without notice.

For a full listing of issued trademarks, please visit [globalfurnituregroup.com](http://globalfurnituregroup.com).

## Cubic Measure

The stated volume is an approximate cubic foot measure to calculate freight costs. The figure shown is the total shipping volume of a unit (e.g. if a part is sent in 2 cartons the volume indicated reflects both cartons together) and is subject to change without notice. It is most economical to purchase the specified number per carton.

## Combined Shipments

Global will make every effort to combine shipments and orders on written request. However, Global cannot be held responsible where such request is not complied with.

## Offer of Sale

Possession of this price list or any other literature shall not imply the company's willingness to sell to the holder and shall not be construed as a direct offer of sale.

If a conflict arises between: (i) prices found in software support packages furnished to the customer by Global or by any other source on behalf of Global; and (ii) Global's current pricing found on Global's website, then the most current shall prevail.

## Disclaimer

All dimensions are in inches. Prices shown are current manufacturer's suggested list prices at the time of printing. Updated pricing is available on Global's website. All applicable taxes are extra. Descriptions, specifications and prices are subject to change without notice. Errors and omissions are subject to correction.

## Testing Qualifications

Many Global products pass or exceed the most stringent industry testing standards.

## Flammability

The foam used in Global chairs meets the requirements of California TB117:2013. In addition to the foam, upholstery materials must also meet the California TB117 smolder resistant requirements. Please contact Customer Care to determine if a selected textile meets the California TB117 requirement.

## This list price book is effective as of July 14, 2025.

For periodic updates, please check the PDF at [globalfurnituregroup.com](http://globalfurnituregroup.com). Select Resources then Price Lists. From here you will have the option to select either the Seating, Desking + Tables or Metal Filing + Storage price list books. Global warrants that all commercial products are free from defects in material and workmanship, for the life of the product, to the original Purchaser.

# LIMITED LIFETIME WARRANTY

Global will repair or replace, at Global's option, as the sole remedy for any defect covered by the warranty. The warranty applies to products manufactured after March 22, 2016.

Global makes no warranty that any of its products are suitable for any particular purpose and makes no other warranties, express or implied, other than those set out here. As codes and standards vary from one jurisdiction to another, references to compliance are solely for convenience and without any representation as to accuracy or suitability. Users must verify the suitability of such information or product for their specific application. In no event shall Global be liable in either tort or contract for any loss or direct, special, incidental, consequential, or exemplary damages. The warranty applies to single shift, standard commercial usage, defined as a standard eight (8) hour day, forty (40) hour week for users weighing up to 300 pounds.

## General Commercial Seating

Global's warranty for general commercial seating covers all chair components including pneumatic cylinders, bases, casters, glides, frames, arms, plastic seats, backs and other structural components.

Exceptions to the warranty for general commercial seating are as follows:

- Foam, textiles (as sampled on Global branded and textile program cards), mesh material and electrical devices, are warranted for five (5) Years. Novaro Leather is warranted for one (1) year.
- Control mechanisms are warranted for twelve (12) Years
- Heavy duty seating and Indoor/Outdoor Furniture are not defined as General commercial seating (see below for warranty exceptions)

## Heavy Duty Seating

Global offers products designed for multiple shift applications (24 hours a day / 7 days a week) and larger individuals weighing up to 400, 500 and/or 600 pounds (depending on series and/or model). Global warrants these products for twelve (12) years to the original purchaser. All components (including control mechanisms, pneumatic cylinders, bases, casters, glides, frames, arms, plastic seats/backs, etc.) are covered for 24/7 applications under the warranty. The exceptions are foam, upholstery and textiles, which are covered for five (5) years. Fabric or upholstery material on these products must exceed 100,000 double rubs for the textile portion of the warranty to apply. Heavy Duty product series that apply under this warranty can be found in the Heavy Duty section of this list price book.

## Outdoor Furniture

Global offers products designed for use indoors or outdoors. Global warrants these products for three (3) years to the original purchaser. This warranty applies to single shift (eight (8) hour day, forty (40) hour week) for users weighing up to 275 pounds, unless noted otherwise. Outdoor furniture must be stored indoors during inclement or extreme weather such as extreme cold, extreme heat, or excessive wind.

Exceptions to the warranty for indoor/outdoor furniture is as follows:

- Only Global branded textiles and Alliance Partner carded textile program materials expressly identified for outdoor application are covered for three (3) years when used outdoors.

## Global's Warranty does not apply (for any product category) to the following:

- Products not purchased directly from authorized Global resellers
- Nominal or normal amount of wear and tear that can occur over time
- Failures which result from negligence, abuse, accident or misuse
- Failure to apply, install or maintain products according to Global's written instructions and warnings
- Modifications, attachments or repair methods not approved by Global
- Damage caused by a carrier in transit, or delivery/installation contractors
- The matching of colors, grains or textures (wood, leather, etc.) of natural materials
- Products exposed to extreme hot or cold temperatures or excessively dry or humid environments
- Colorfastness or the matching of color of textiles, dye lots of textile can vary
- Damage by markings or staining; damage by sharp objects or imprinting from instruments
- Damage to textiles or laminate and wood surfaces/edges from exposure to sunlight (including UV rays)
- Products used for rental purposes
- Purchased parts are warranted for one (1) year
- Failure to follow specific cleaning and disinfecting instructions posted on [globalfurnituregroup.com](http://globalfurnituregroup.com)

## Seating Warranty Summary

Seating Type	Components Warranty For Original Purchaser	Use Time For Warranty Coverage	Exceptions
General Commercial Seating	Lifetime	8 Hours/5 Days Per Week	Foam/Upholstery/Textiles/Mesh/Electrical Devices - 5 Years Control Mechanisms - 12 Years
Heavy Duty Seating	12 Years	24 Hours/7 Days Per Week	Foam/Upholstery/Textiles - 5 Years
Indoor/Outdoor Furniture	3 Years	8 Hours/5 Days Per Week	Outdoor Use Textiles – 3 Years

## Textiles

Global warrants Global branded textiles and Alliance Partner carded textile programs inclusive of fabrics, vinyls and leather products for five (5) years, with the exception of Novaro Leather, which has a one (1) year warranty. Global does not warrant COM (Customer Own Materials) or graded-in materials (non-carded) and purchased by Global for a customer. For graded-in or COM products, please contact the textile supplier for performance information and warranty details. Please refer to our website at [globalfurnituregroup.com](http://globalfurnituregroup.com) for detailed information on cleaning and disinfecting procedures. Improper usage of disinfecting/cleaning products may void the warranty.

Global textiles and finishes are updated periodically to meet the demand and trends of the market. As a result, some textiles and finishes may be discontinued by Global or the manufacturer. In the event that a textile or finish is discontinued, Global will make every reasonable effort to provide an alternative product(s) of comparable function.

Global warrants that all commercial products are free from defects in material and workmanship, for the life of the product, to the original Purchaser.

Global will repair or replace, at Global's option, as the sole remedy for any defect covered by the warranty. The warranty applies to products manufactured after March 22, 2016.

Global makes no warranty that any of its products are suitable for any particular purpose and makes no other warranties, express or implied, other than those set out here. As codes and standards vary from one jurisdiction to another, references to compliance are solely for convenience and without any representation as to accuracy or suitability. Users must verify the suitability of such information or product for their specific application. In no event shall Global be liable in either tort or contract for any loss or direct, special, incidental, consequential, or exemplary damages.

### Files, Desks, Modular Furniture, Tables, Panels & Accessories

Global warrants all components of metal storage and filing, laminate and wood veneer desks, laminate and wood veneer tables, metal leg components and panels for the lifetime of the product to the original purchaser.

The warranty applies to single shift, standard commercial usage, defined as a standard eight (8) hour day, forty (40) hour week. Load restrictions apply, refer to individual product descriptions.

Exceptions to the warranty for files/desks/tables and panels are as follows:

- Electrical devices, panel and tackboard textiles, adjustable keyboard mechanisms, non-electrical table mechanisms, monitor arms, lecterns, coat trees and task lights - five (5) years
- Writeable surfaces and whiteboards - three (3) years
- Laminate folding tables - one (1) year
- Motorized electrical components - two (2) years
- Keyless lock options - two (2) years

### Files, Desks, Modular Furniture, Tables, Panels & Accessories Warranty Summary

Product Type	Components Warranty For Original Purchaser	Exceptions
<b>Metal storage and filing</b>	lifetime	keyless lock options - 2 years
<b>Laminate/wood veneer desks and modular furniture</b>	lifetime	tackboard textiles, electrical devices, task lights - 5 years
<b>Boardroom, conference, training and general tables</b>	lifetime	electrical devices - 5 years moving parts - 5 years
<b>Electric height adjustable bases</b>	7 years	battery pack - 1 year
<b>Non-electric height adjustable bases</b>	5 years	
<b>Productivity Solutions and Accessories</b> (adjustable keyboard mechanisms, monitor arms, coat trees, writeable surfaces/whiteboards)	5 years	writeable surfaces/whiteboards - 3 years
<b>Overbed tables</b>	2 years	
<b>Panels</b>	lifetime	panel and tackboard textiles, electrical devices, task lights - 5 years

### Global's Warranty does not apply (for any product category) to the following:

- Nominal or normal amount of wear and tear that can occur over time
- Failures which result from negligence, abuse, accident or misuse
- Failure to apply, install or maintain products according to Global's written instructions and warnings
- Modifications, attachments or repair methods not approved by Global
- Damage caused by a carrier in transit, or delivery/installation contractors
- The matching of colors, grains or textures (wood, leather, etc.) of natural materials
- Products exposed to extreme hot or cold temperatures or excessively dry or humid environments
- Colorfastness or the matching of color of textiles, dye lots of textile can vary
- Damage by markings or staining; damage by sharp objects or imprinting from instruments
- Damage to textiles or laminate and wood surfaces/edges from exposure to sunlight (including UV rays)
- Products used for rental purposes
- Purchased parts are warranted for one (1) year
- Failure to follow specific cleaning and disinfecting instructions posted on [globalfurnituregroup.com](http://globalfurnituregroup.com)

Global's warranty does not cover the costs of transportation or labor. Repair or replacement will be at Global's option.

Global's warranty applies to products sold within the United States of America, Mexico, the Commonwealth of Puerto Rico and Canada.

### Textiles and Finishes

Global textiles and finishes are updated periodically to meet the demand and trends of the market. As a result, some textiles and finishes may be discontinued by Global or the manufacturer. In the event that a textile or finish is discontinued, Global will make every reasonable effort to provide an alternative product(s) of comparable function.

## Global US Headquarters

17 West Stow Road, P.O. Box 562  
Marlton, New Jersey U.S.A. 08053  
T (856) 596-3390  
T (800) 220-1900

---

## Showrooms

### Atlanta

10 10th Street  
Suite 150  
Atlanta, GA 30309  
T (404) 879-0998

### New York City

386 Park Avenue South  
7th floor  
New York, NY 10016  
T (212) 545-9900

### Boston

One Harbor Street  
Suite 104  
Boston, MA 02210  
T (617) 406-5435

### Philadelphia

1735 Market Street  
38th Floor  
Philadelphia PA, 19103  
T (215) 861-0963

### Chicago

1045 W Fulton Street  
Chicago, IL 60607  
T (312) 755-0843

### New Jersey (Southern)

119 West Greentree Road  
Marlton, NJ 08053  
T (856) 596-3390

### Irvine

18400 Von Karman Ave.  
Suite 100  
Irvine, CA 92618

### Phoenix

4675 E Cotton Center Blvd.  
Suite 165  
Phoenix, AZ 85040  
T (602) 426-0666  
T (602) 426-0777

### Miami

112 NE 41st Street  
6th floor  
Miami, FL 33137

### Washington, DC

1130 Connecticut Ave.  
10th Floor, Suite 1000  
Washington, DC 20036  
T (202) 659-0230  
T (202) 659-0236

## Distribution Centers

### Atlanta Area

6715 Maple Ave.  
Suite 100  
Buford, GA 30518  
T (678) 602-4130

### Denver Area

19080 E. 38th Ave.  
Unit # 30  
Aurora, CO 80011  
T (303) 340-1617

### Los Angeles Area

3629 Workman Mill Road  
Whittier, CA 90601  
T (562) 484-9686

### Baltimore Area

Troy Hill  
Corporate Center  
7030 Troy Hill Drive  
Elkridge, MD 21075  
T (410) 379-8021

### Ft. Lauderdale Area

560 Sawgrass  
Corporate Pkwy  
Sunrise, FL 33325  
T (954) 846-8888

### Philadelphia Area

181 Walter A Gaines Way  
Suite 200  
Lawnside, NJ 08045  
T (856) 596-3390

### Chicago Area

27W501 North Ave.  
Suite 300  
West Chicago, IL 60185  
T (630) 681-2818

### Houston Area

7865 Northcourt Road  
Suite 200  
Houston, TX 77040  
T (713) 695-5777

### Seattle Area

Oakesdale Commerce Ctr.  
820 Southwest 34th St.  
Building W7, Suite A  
Renton, WA 98057  
T (425) 291-9282

### Cincinnati Area

8712 LeSaint Drive  
Fairfield, OH 45014  
T (513) 777-0009

### Kansas City Area

11617 West 81st Street  
Lenexa, KS 66214  
T (913) 310-9963

### Tampa Area

10351 Windhorst Road  
Tampa, FL 33619  
T (813) 621-6272

### Dallas Area

2025 West Beltline Road  
#100  
Carrollton, TX 75006  
T (972) 236-1366

