

Filing + Storage

Effective July 15, 2024 USA
Revised March 14, 2025



PRICE LIST
filing + storage



think global

THE GLOBAL EDGE

ERGONOMICS IN THE OFFICE

- One stop shopping for a full range of office furniture.
- Seating, desks, tables, files, modular furniture, panels and accessories.
- Ergonomics, competitive pricing and built-in value.

STRENGTH AND STABILITY

- Established in 1966.
- One of North America's largest office furniture manufacturers.
- Manufacturing and showrooms worldwide.

QUICK SHIP - INSTOCK

- Hundreds of products in stock for immediate delivery.

STRONG LOCAL REPRESENTATION

- Service and expert advice where you are, when you need it!

MANUFACTURING CAPABILITY

- Vertical integration ensures "start to finish" control.
- Ongoing research and investment in new, innovative production technology.

QUALITY ASSURANCE

- Quality Assurance Program is qualified by C.G.S.B. ISO9001 standards.
- On-site furniture testing facility.
- Product and components are tested to ANSI/BIFMA standards.

ENVIRONMENTAL COMMITMENT

- Continuous development of "earth friendly" programs.
- One of the first molded foam manufacturers to create ozone-friendly, CFC and HFC-free processes.
- Seat and back pans are made from recyclable plastics and wood waste, enabling little waste and cost effective products.

SYMBOL IDENTIFICATION



Global's Certified Products are in compliance with the stringent emission guidelines set by the GREENGUARD Environmental Institute and include all Upholstered Seating. To obtain a GREENGUARD Certificate for any product, please go to the product page on our website www.globalfurnituregroup.com and click on "View GREENGUARD Certificate".



level™ certification, based on the ANSI/BIFMA e3-2012 furniture sustainability standard, sets furniture manufacturers on a path toward greater sustainability over time. Based on environmental and social criteria set forth in the standard, a product's entire supply chain is assessed.

Certification assessment includes an evaluation of specific corporate policies and guidelines and an assessment of associated company manufacturing facilities. Products must meet quantifiable milestones of environmental and social performance at every step of development.

The quantitative assessment addresses four categories: material use, energy and atmosphere impacts, human and ecosystem health and social responsibility.

Manufacturers earn points in each of the four categories. The level™ brand and its numeric rating of 1, 2 or 3 indicate what threshold of certification a product has achieved. level™ 3 is the highest rating.



TABLE OF CONTENTS

FILING + STORAGE

1900 Pedestals.....	10
1900 Lateral Files.....	18
1900 Towers.....	56
9300 Bookshelves.....	67
9300 Lateral Files.....	22
9300 Pedestals.....	12
9300 Storage.....	61
9300 Towers.....	58
File Buddy.....	35
Lateral File Tops.....	33
Prime Lateral Files.....	29
Prime Lockers.....	36
Prime Pedestals.....	16
Prime Personal Towers.....	59
Prime Storage Cabinets.....	65
Vertical Files.....	68

REFERENCE

Key List Form	3
Special Color Request Form	82
Terms + Conditions	84
Textiles + Finishes	78
Warranty	86

Global Key List Form

Applicable on all Metal Filing and Storage Products (401-550)

Order#: _____ Date: _____ PO#: _____

Internal Truck#: _____

KEY#	SETS REQUIRED	KEY#	SETS REQUIRED	KEY#	SETS REQUIRED	KEY#	SETS REQUIRED	KEY#	SETS REQUIRED
401		431		461		491		521	
402		432		462		492		522	
403		433		463		493		523	
404		434		464		494		524	
405		435		465		495		525	
406		436		466		496		526	
407		437		467		497		527	
408		438		468		498		528	
409		439		469		499		529	
410		440		470		500		530	
411		441		471		501		531	
412		442		472		502		532	
413		443		473		503		533	
414		444		474		504		534	
415		445		475		505		535	
416		446		476		506		536	
417		447		477		507		537	
418		448		478		508		538	
419		449		479		509		539	
420		450		480		510		540	
421		451		481		511		541	
422		452		482		512		542	
423		453		483		513		543	
424		454		484		514		544	
425		455		485		515		545	
426		456		486		516		546	
427		457		487		517		547	
428		458		488		518		548	
429		459		489		519		549	
430		460		490		520		550	
401-430=		431-460 =		461-490 =		491-520 =		521-550 =	
									TOTAL



Global's wide variety of lateral files can satisfy every price point and individual style. Choose from center or full pulls, fixed or receding drawer fronts, various size drawer openings and a range of colors to coordinate with any office.

Prime Series

Premium products preconfigured to suit your needs. Features fixed front or receding doors with full integrated pulls and fully welded case construction to deliver superior strength and clean aesthetics. Select configurations available with extra large openings to accommodate binders as well as posting shelves. Premium steel construction with full extension ball bearing suspension system on all drawers. Drawers accommodate legal or letter file sizes in front-to-back or side-to-side orientation. Interlock systems allow only drawer to open at a time. Anti-bounce back safety features prevent drawers from sliding open.

1900P Series

Features an angled full pull and smooth, seamless welded corners. Counterweight is standard. Fixed front drawers. Drawers are 12" high.

9300 Series


Features a center pull and seamless welded corners to provide lasting strength and durability. Available with both fixed or receding doors.

9300P Series

Features a looped full pull for convenient opening and upscale appearance. Smooth, seamless welded corners provide lasting strength and durability. Available with both fixed or receding doors.

Features and Benefits

- Standard locks with removable cores for keying alike
- Standard lock bars on both sides of cabinet provide increased security
- Positive interlocking system prevents tipping by allowing only one drawer to open at a time
- Full extension ball bearing suspensions
- Select openings are large enough to accommodate standard 3-ring binders
- Side-to-side hanging file bars included for filing letter or legal size documents
- Standard leveling glides ensure drawers are easy to open
- Earth friendly electrostatically applied coating protects the environment and provides a durable finish
- Available in a range of colors, including special paint finishes - see Notes for details



Core removable cam locks are standard



Coordinating laminate file tops available in all Global laminate finishes.



Flexible folder storage

DESIGN AND CONSTRUCTION FEATURES OF 1900P, 9300, 9300P FILES

- **THE LETTER "P" IN THE MODEL NUMBER DESIGNATES FULL PULL MODELS.** All other models have recessed center pulls.
- An earth friendly electrostatically applied coating protects the environment and provides a durable finish.
- Internal steel corner gussets increase strength and rigidity.
- Case construction combines spot and mig welding for greater durability. Top cap stiffener included for added strength.
- Indents on cabinet sides show ganging locations
- Standard locks have removable cores for keying alike or later modification in your office. *Master keys and core keys are available; please contact your Global customer care representative.*
- **STANDARD LOCK BARS ARE ON BOTH SIDES OF CABINET PROVIDING INCREASED SECURITY.**
- Positive interlocking system is integrated into each suspension allowing only one drawer to be opened at a time.
- Full extension ball bearing suspensions with built-in feature to prevent drawer bounce back and creepage.
- "B" OPENINGS (with receding doors) will accommodate letter, legal and A4 hanging folders, plus STANDARD THREE RING BINDERS.
- "B" OPENINGS (with fixed drawer fronts) will accommodate letter, legal and A4 hanging folders, plus EDP SUSPENDED DATA BINDERS.
- "L" OPENINGS (with receding doors or fixed drawer fronts) will accommodate letter, legal or A4 hanging file folders.
- 12.25" Opening on 1900P Series
- Receding doors slide easily into cabinet.
- Pull-out shelves have a rolled front edge. Fixed shelves (custom order only) have a flat front edge for easier material retrieval.
- **Interior drawer parts and all accessories** are EFC (environmentally friendly color - a variable charcoal-like color as a result of the use of recycled finishing materials).
- Side-to-side hanging file bars are included in standard configurations and are fully assembled. These can be positioned for letter or legal materials.
- Four adjustable leveling glides are easily accessible from inside the cabinet to assist in quick and proper installation.
- For environmental certifications, please visit globalfurnituregroup.com
- Lifetime Warranty. (See Terms and Conditions)
- Counterweights must be specified on lateral files with pull out drawers, unless worksurface supporting, ganged together or anchored to the floor or wall.

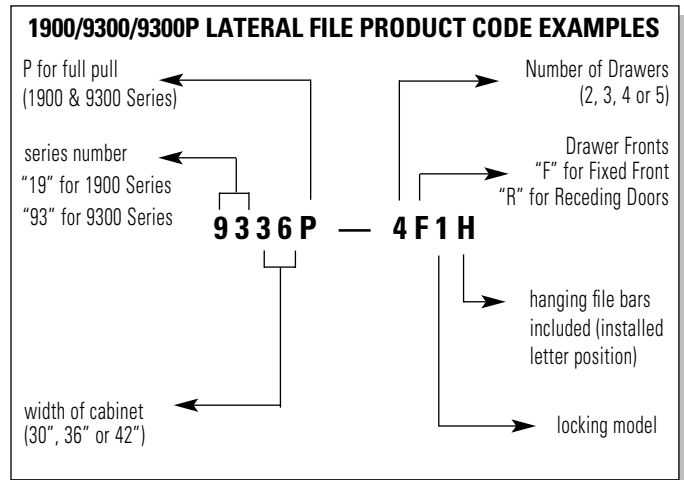
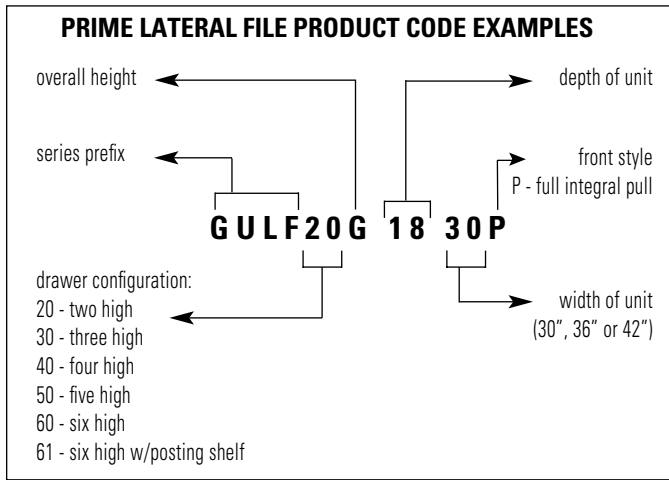
***Counterweights are standard on 2, 3 and 4 high 1900P Models**

DESIGN AND CONSTRUCTION FEATURES OF PRIME FILES

- **THE LETTER "P" IN THE MODEL NUMBER DESIGNATES FULL PULL MODELS.**
- An earth friendly electrostatically applied coating protects the environment and provides a durable finish.
- Master keys and core keys are available; please contact your Global customer care representative.
- Five lateral file drawer configurations are available: two-high, three-high, four-high, five-high and six-high, all available in three height options (with the exception of the six-high cabinet which is available in letter-height only).
- **STANDARD LOCK BARS ARE ON BOTH SIDES OF CABINET PROVIDING INCREASED SECURITY.**
- A patented interlocking system prevents more than one drawer opening at a time to guard against tipping.
- An optional, fully-retractable posting shelf is available for five- and six-high lateral file cabinets to provide a convenient ledge.
- All drawer heights are based on a 1.6" module (the size of the posting shelf), then 3.2", 4.8", 6.4" to up to 16".
- The interior construction of the case permits drawer reconfiguration or retrofit at any time.
- Full extension ball bearing suspension with built-in feature to prevent drawer bounce back and creepage.
- 14.4"H Openings (with receding doors) will accommodate letter, legal and A4 hanging folders, plus STANDARD THREE RING BINDERS.
- 13.6"H Openings (with fixed drawer fronts) will accommodate letter, legal and A4 hanging folders, plus EDP SUSPENDED DATA BINDERS.
- 11.2"H Openings (with receding doors or fixed drawer fronts) will accommodate letter, legal or A4 hanging file folders.
- **DRAWER FRONTS HAVE A WELDED REINFORCEMENT CHANNEL FOR ADDITIONAL STRENGTH.**
- Four adjustable leveling glides are easily accessible from inside the cabinet to assist in quick and proper installation.
- Label holders are included with full pull fronts to clearly identify the contents of each drawer.
- All lateral file accessories are Grey, except for the divider plates and EDP adapters are Black.
- Side-to-side hanging file bars permit hanging letter-, legal- or metric-size files in side-to-side arrangements
- Front-to-back file bars permit hanging letter-, legal- or metric-size files in a front-to-back arrangement. They are shipped in packages of two.
- **Counterweights are required for all cabinets with pull-out drawers and cabinets not located directly under a worksurface.**
- For environmental certifications, please visit globalfurnituregroup.com
- Lifetime Warranty. (See Terms and Conditions)

F LATERAL FILES - NOTES

LATERAL FILE SERIES	1900P	9300	9300P	PRIME
CONSTRUCTION				
Top stiffener bar	•	•	•	•
Welded corner gussets for increased strength	•	•	•	integrated
Central locking system, with core removable cam locks included	•	•	•	•
Leveling glides (accessible from inside cabinet)	•	•	•	•
Counterweights (recommended for 2, 3 + 4 drawers)	Included on 2, 3 + 4 drawers	optional	optional	optional
Lifetime Warranty (see terms + conditions)	•	•	•	•
DRAWERS / SHELVES				
Drawer interlocking system	•	•	•	•
3-stage anti-bounceback suspension	•	•	•	•
Side to side file bars, pre-installed (for letter + legal)	•	•	•	•
Front-to-back file bars	optional	optional	optional	optional
Fixed front drawers	available	available	available	available
Receding doors, fixed shelves		available	available	available
Fully receding doors (select models)			•	•
Slotted, pull-out shelves with rolled edge	•	•	•	•
Plate dividers - full height drawers	optional	optional	optional	optional
Plate dividers - half height drawers				optional
Posting shelf (restrictions apply) Not available on an all cabinets		-	-	optional
Integrated center pull		•		
Integrated full pull	•		•	•
Integrated label holder		•	•	•
Recommended compatible pedestal	1900	9300	9300P	Prime
DRAWER HEIGHTS				
Standard drawer heights (exterior) B = Big drawer L = Little drawer	12-1/4"	B - 13-5/16" L - 11-3/16"	B - 13-5/16" L - 11-3/16"	as noted
Ring binder storage		•	•	restrictions apply
SIZES / DIMENSIONS				
Depth	19 ¼"	18"	18"	18"
Widths	30", 36", 42"	30", 36", 42"	30", 36", 42"	30", 36", 42"
Height - 1 ½ drawer				21"
Height - 2 drawer	27-5/32"	27-1/8"	27-1/8"	varies
Height - 3 drawer	39-17/32"	40 ½"	40 ½"	varies
Height - 4 drawer	51-29/32"	54"	54"	varies
Height - 5 drawer	66-13/32"	65 ¼"	65 ¼"	varies
Height - 6 drawer				varies



IMPORTANT ORDERING INFORMATION

- Hanging file bars (accessory model - HBF) are included with standard products. When ordering custom drawer configurations hanging file bars (HBF) must be ordered for each drawer.
- Factory installed counterweight is recommended for use in 30", 36" & 42" wide 2, 3, 4 & 5 drawer freestanding lateral files, counter weight option requires specifier selection.
- The following page describes the accessories needed to optimize various filing configurations.

SPECIFICATIONS

- Specifications marked with an * are applicable to only those products which have the * symbol beside the product name.

STANDARD PAINT FINISHES

Black (BLK)	Bone (BNE)	Business Grey (BGR)	Charcoal (CHR)	Claret (CLT)
Desert Putty (DPT)	Designer White (DWT)	Fog (FOG)	Grey (GRY)	Ice (ICE)
Ivory (IVR)	Light Grey (LGR)	Metro (MET)	Moss (MOS)	Navy (NVY)
Nevada (NEV)	Oyster (OYS)	Silver (SIL)	Sky (SKY)	Stone (STN)
Storm Grey (SGR)	Tahiti Sand (TSA)	Taupe (TPE)	Tungsten (TUN)*	Willow (WIL)

* 10% upcharge applies to 1900, 9300/9300P series

TEXTURED PAINT FINISHES

Black Coffee (BKC)	Blizzard (BZD)	Dark Chocolate (DCH)	Mocha (MCH)	Stonedust (SDT)
--------------------	----------------	----------------------	-------------	-----------------

SPECIAL PAINT FINISHES

- All special order colors must use **one** uniform color per series (example: 9300 series laterals). Quantities of 1 to 10 add 10%; 11 or more are **no upcharge**.
- Mica and Metallic finishes add 10% upcharge.
- Special white finishes add 10% upcharge.
- Tungsten finish, add 10% upcharge.
- ALL NON-STANDARD FINISHES MUST BE APPROVED BY GLOBAL BEFORE ANY ORDER WILL BE ACCEPTED. LONGER LEAD TIMES WILL APPLY.
- Thumb latches and handles limited to colors listed above. You must choose closest or contrasting color at the time of order for custom finishes.

TWO TONE OPTION

- File casing will be one color, drawers and door fronts will be painted a second color.
- Available on Metal Lateral Files, Storage Cabinets and Pedestals.
- Choose any of Global's standard or textured finishes
- Vertical files are NOT available with this option at this time.
- 10% upcharge applies

LOCKS - 1900P/9300/9300P SERIES

- Available as standard with random numbers, or with optional key alike or specified key numbers. Specify with key numbers W401 to W559. No upcharge. Where applicable.

LOCKS - PRIME SERIES

- Lock options include factory installed lock cores with random key number assignment
- Option to select specific key number, specify range from 401 - 550
- Option to select individually keyed drawers - upcharge varies by size of cabinet (refer to build it or electronic catalogues), decreases interior height clearance by 0.5" per drawer

COUNTERWEIGHTS

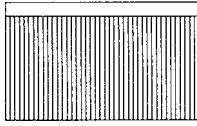














- To meet BIFMA standards for freestanding applications, counterweights are required. Must be factory installed

30" wide	9300/P Upcharge	36" wide	9300/P Upcharge	42" wide	9300/P Upcharge	Prime Upcharge
2H	\$234	2H	\$234	2H	\$234	\$245
3H	\$204	3H	\$204	3H	\$204	\$213
4H	\$172	4H	\$172	4H	\$172	\$181
5H	\$141	5H	\$141	5H	\$141	\$147
6H	n/a	6H	n/a	6H	n/a	\$147

PRIME, 9300, 9300P INTERIOR CLEAR OPENING WIDTH DIMENSIONS & FILING CAPACITIES

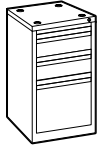
30" WIDE CABINETS **26 5/8"** **36" WIDE CABINETS** **32 5/8"** **42" WIDE CABINETS** **38 5/8"**

Lateral files afford flexibility in filing configuration. Choose the best option based on materials to be filed and convenience for the user.
Additional hanging folder supports or conversion kits may be necessary to achieve your desired drawer configuration.

	Letter	Legal	EDP
<p>30" Wide Units side-to-side</p> <p>GULFA01 side-to-side file bars are included in standard product.</p>	 <p>Capacity - 26 5/8"</p>	 <p>Capacity - 26 5/8"</p>	 <p>Capacity - 26 5/8" Need ONE pair of EDPs.</p>
	<p>30" Wide Units front-to-back</p> <p>Not Standard See chart to order the correct number of GULFA0718 per drawer.</p>  <p>Prime - 30 1/2" 9300 & 9300P - 31 1/2" Need ONE pair of GULFA01 & GULFA0718 <i>Not recommended for "L" openings with receding doors and roll-out shelves</i></p>	 <p>Prime - 15 1/4" + 10" side space 9300 & 9300P - 26 5/8" Need ONE pair of GULFA01 & GULFA0718 <i>Not recommended for "L" openings with receding doors and roll-out shelves</i></p>	<p>NOT AVAILABLE</p>
<p>36" Wide Units side-to-side</p> <p>GULFA02 side-to-side file bars are included in standard product.</p>	 <p>Capacity - 32 5/8"</p>	 <p>Capacity - 32 5/8"</p>	 <p>Capacity - 32 5/8" Need ONE pair EDPs.</p>
	<p>36" Wide Units front-to-back</p> <p>Not Standard See chart to order the correct number of GULFA0718 per drawer.</p>  <p>Prime - 30 1/2" + 6 1/2" side space 9300 & 9300P - 31 1/2" Need ONE pair of GULFA02 & GULFA0718 <i>Not recommended for "L" openings with receding doors and roll-out shelves</i></p>	 <p>Prime - 30 1/2" 9300 & 9300P - 31 1/2" Need ONE pair of GULFA02 & GULFA0718 <i>Not recommended for "L" openings with receding doors and roll-out shelves</i></p>	<p>NOT AVAILABLE</p>
<p>42" Wide Units side-to-side</p> <p>GULFA03 side-to-side file bars are included in standard product.</p>	 <p>Capacity - 38 5/8"</p>	 <p>Capacity - 38 5/8"</p>	 <p>Capacity - 38 5/8" Need ONE pair EDPs.</p>
	<p>42" Wide Units front-to-back</p> <p>Not Standard See chart to order the correct number of GULFA0718 per drawer.</p>  <p>Prime - 45 3/4" 9300 & 9300P - 47 1/4" Need TWO pairs of GULFA03 & GULFA0718 <i>Not recommended for "L" openings with receding doors and roll-out shelves</i></p>	 <p>Prime - 30 1/2" + 6 1/2" side space 9300 & 9300P - 40 1/8" Need TWO pairs of GULFA03 & GULFA0718 <i>Not recommended for "L" openings with receding doors and roll-out shelves</i></p>	<p>NOT AVAILABLE</p>

P 1900P PEDESTALS

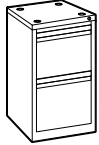
1900 SERIES



Box, Box & File Pedestal

MODEL#	DIMENSIONS D x W x H	FREIGHT CLASS	WT/LBS.	CUBIC FT.	LIST PRICE
19WP19BBF	18.62 x 15 x 27.62	125	45	6	\$507
19WP23BBF	22.62 x 15 x 27.62	125	50	7.20	\$522
19WP29BBF	28.62 x 15 x 27.62	150	50	8.90	\$587

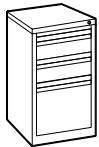
Two box and one file drawer pedestal. To be used under worksurface. Locking. Box drawer includes pencil tray. Angled full pull.



File/File Pedestal

19WP19FF	18.62 x 15 x 27.62	125	42	6	\$507
19WP23FF	22.62 x 15 x 27.62	125	47	7.20	\$522
19WP29FF	28.62 x 15 x 27.62	125	55	8.90	\$587

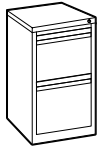
Two file drawer pedestal. To be used under worksurface. Locking. Angled full pull.



Box, Box & File Pedestal - finished top

19FP19BBF	18.62 x 15 x 27.62	100	53	6	\$522
19FP23BBF	22.62 x 15 x 27.62	100	59	7.2	\$539
19FP29BBF	29.62 x 15 x 27.62	125	71	8.9	\$604

Two box and one file drawer pedestal. Freestanding. Locking. Box drawer includes pencil tray. Counterweight is standard. Angled full pull.

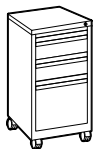


File/File Pedestal - finished top

19FP19FF	18.62 x 15 x 27.62	100	51	6	\$522
19FP23FF	22.62 x 15 x 27.62	125	56	7.20	\$539
19FP29FF	29.62 x 15 x 27.62	125	68	8.90	\$604

Two file drawer pedestal. Freestanding. Locking. Counterweight is standard. Angled full pull.

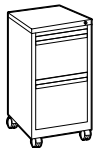
1900P MOBILE PEDESTALS



Box, Box & File Pedestal - Mobile

MODEL#	DIMENSIONS	FREIGHT CLASS	WT/LBS.	CUBIC FT.	LIST PRICE
19MP19BBF	18.62 x 15 x 27.85	100	61	4.5	\$643
19MP23BBF	22.62 x 15 x 27.85	125	67	5.5	\$684

Two box and one file drawer pedestal. Locking. Includes casters already attached. Box drawer includes pencil tray.



File/File Pedestal - Mobile

19MP19FF	18.62 x 15 x 27.85	100	59	4.5	\$643
19MP23FF	22.62 x 15 x 27.85	125	64	5.5	\$684

Two file drawer pedestal. Locking. Includes casters already attached.

Required Specifications
Metal finish


Optional Specifications

Accessories
Front to back file bars

1900P MOBILE PEDESTALS



Hanging Bars and Clips



Box/File Pedestal*

MODEL#	DIMENSIONS	FREIGHT CLASS	WT./LBS.	CUBIC FT.	LIST PRICE
--------	------------	---------------	----------	-----------	------------

D x W x H

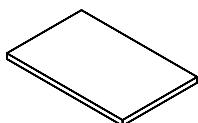
PEDHFB	--		0.5	1	\$29
--------	----	--	-----	---	-------------

For 1900 series Pedestals.

19MCP19BFNC	18.62 x 15.13 x 23	92.5	54	5	\$651
19MCP23BFNC	22.62 x 15.13 x 23	100	58	6	\$684

One box and one file drawer pedestal. Freestanding. Locking. 23 1/8" high. Angled full pull. Box drawer includes pencil tray.

CUSHIONS FOR 1900P MOBILE PEDESTALS



Cushions for 1900P Box/File Pedestal

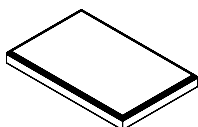
MODEL#	DIMENSIONS	FREIGHT CLASS	WT./LBS.	CUBIC FT.	GR. 1	GR. 2	GR. 3	GR. 4
--------	------------	---------------	----------	-----------	-------	-------	-------	-------

CUSH-15X18-5/8X1	15 x 18.5 x 1	150	4	0.75	\$165	\$194	\$214	\$245
------------------	---------------	-----	---	------	--------------	--------------	--------------	--------------

CUSH-15X22-5/8X1	15 x 22.5 x 1	150	5	0.90	\$185	\$214	\$234	\$265
------------------	---------------	-----	---	------	--------------	--------------	--------------	--------------

For models 19MCP19BFNC and 19MCP23BFNC ONLY. 1" thick single stitched cushions. Available in all standard Global seating fabrics. Attached with supplied Velcro fasteners.

- **Cannot be used on standard mobile box/box/file, file/file or box/file pedestals**



Cushions for 1900P Box/File Pedestal

CUSH-15X18-5/8X2	15 x 18.5 x 2	125	5	0.75	\$183	\$212	\$232	\$263
------------------	---------------	-----	---	------	--------------	--------------	--------------	--------------

CUSH-15X22-5/8X2	15 x 22.68 x 2	125	6	0.90	\$206	\$243	\$271	\$312
------------------	----------------	-----	---	------	--------------	--------------	--------------	--------------

For models 19MCP19BFNC and 19MCP23BFNC ONLY. 2" thick single stitched cushions. Available in all standard Global seating fabrics. Attached with supplied Velcro fasteners.

- **Cannot be used on standard mobile box/box/file, file/file or box/file pedestals**

Required Specifications

Metal finish
Fabric (cushions)

Optional Specifications

Cushion*

Accessories

Front to back file bars

P 9300 PEDESTALS

9300 PEDESTALS - FREESTANDING



Box/File Pedestal - Freestanding

MODEL#	DIMENSIONS D x W x H	FREIGHT CLASS	WT/LBS.	CUBIC FT.	LIST PRICE
93FP19BFC	19 x 15 x 21.31	100	50	5.1	\$513
93FP23BFC	23 x 15 x 21.31	100	55	6	\$523
93FP29BFC	29 x 15 x 21.31	100	64	7.5	\$538

One box and one file drawer pedestal. Freestanding, counterweight included. All drawers locking. Box drawer includes pencil tray.



Box/Box/File Pedestal - Freestanding

93FP19BBFC	19 x 15 x 27.875	100	55	6.5	\$588
93FP23BBFC	23 x 15 x 27.875	100	68	7.7	\$600
93FP29BBFC	29 x 15 x 27.875	100	78	9.6	\$612

Two box and one file drawer pedestal. Freestanding, counterweight included. All drawers locking. Top box drawer includes pencil tray.



File/File Pedestal - Freestanding

93FP19FFC	19 x 15 x 27.875	100	53	6.5	\$581
93FP23FFC	23 x 15 x 27.875	125	60	7.7	\$593
93FP29FFC	29 x 15 x 27.875	125	70	9.6	\$606

Two file drawer pedestal. Freestanding, counterweight included. All drawers locking.

9300 PEDESTALS - WORKSURFACE SUPPORTING



Box/Box/File Pedestal - Worksurface Supporting

MODEL#	DIMENSIONS	FREIGHT CLASS	WT/LBS.	CUBIC FT.	LIST PRICE
93WP19BBFC	19 x 15 x 27.875	100	55	6.5	\$588
93WP23BBFC	23 x 15 x 27.875	100	68	7.7	\$600
93WP29BBFC	29 x 15 x 27.875	100	78	9.6	\$612

Two box and one file drawer pedestal. Worksurface supporting, includes mounting holes in top. All drawers locking. Top box drawer includes pencil tray.



File/File Pedestal - Worksurface Supporting

93WP19FFC	19 x 15 x 27.875	100	53	6.5	\$581
93WP23FFC	23 x 15 x 27.875	125	60	7.7	\$593
93WP29FFC	29 x 15 x 27.875	125	70	9.6	\$606

Two file drawer pedestal. Worksurface supporting, includes mounting holes in top. All drawers locking.

Required Specifications

Paint finish

9300 PEDESTALS - MOBILE



Mobile Box/File Pedestal

MODEL#	DIMENSIONS D x W x H	FREIGHT CLASS	WT/LBS.	CUBIC FT.	LIST PRICE
93MP19BFC	19 x 15 x 21.875	85	66	5.2	\$596
93MP23BFC	23 x 15 x 21.875	92.5	72	6.2	\$608
93MP29BFC	29 x 15 x 21.875	85	92	7.6	\$620

One box and one file drawer mobile pedestal. Casters preinstalled (non-locking). Counterweight included. All drawers locking. Box drawer includes pencil tray. **Cannot be used as guest seating.**



Mobile Box/Box/File Pedestal

93MP19BBFC	19 x 15 x 27.94	92.5	76	6.5	\$671
93MP23BBFC	23 x 15 x 27.94	92.5	85	7.7	\$683
93MP29BBFC	29 x 15 x 27.94	100	94	9.6	\$695

Two box and one file drawer mobile pedestal. Casters preinstalled (non-locking). Counterweight included. All drawers locking. Top box drawer includes pencil tray. **Cannot be used as guest seating.**



Mobile File/File Pedestal

93MP19FFC	19 x 15 x 27.94	92.5	73	6.5	\$664
93MP23FFC	23 x 15 x 27.94	85	81	6.5	\$676
93MP29FFC	29 x 15 x 27.94	100	90	9.6	\$688

Two file drawer mobile pedestal. Casters preinstalled (non-locking). Counterweight included. All drawers locking. **Cannot be used as guest seating.**

Required Specifications

Paint finish

P 9300P PEDESTALS

9300P PEDESTALS - FREESTANDING



Box/File Pedestal - Freestanding

MODEL#	DIMENSIONS D x W x H	FREIGHT CLASS	WT/LBS.	CUBIC FT.	LIST PRICE
93FP19BFP	19 x 15 x 21.31	100	50	5.1	\$478
93FP23BFP	23 x 15 x 21.31	100	55	6	\$488
93FP29BFP	29 x 15 x 21.31	100	64	7.5	\$502

One box and one file drawer pedestal with full pull design. Freestanding, counterweight included. All drawers locking. Box drawer includes pencil tray.



Box/Box/File Pedestal - Freestanding

93FP19BBFP	19 x 15 x 27.875	100	55	6.5	\$539
93FP23BBFP	23 x 15 x 27.875	100	68	7.7	\$551
93FP29BBFP	29 x 15 x 27.875	100	78	9.6	\$563

Two box and one file drawer pedestal with full pull design. Freestanding, counterweight included. All drawers locking. Top box drawer includes pencil tray.



File/File Pedestal - Freestanding

93FP19FFP	19 x 15 x 27.875	100	53	6.5	\$539
93FP23FFP	23 x 15 x 27.875	125	60	7.7	\$551
93FP29FFP	29 x 15 x 27.875	125	70	9.6	\$563

Two file drawer pedestal with full pull design. Freestanding, counterweight included. All drawers locking.

9300P PEDESTALS - WORKSURFACE SUPPORTING



Box/Box/File Pedestal - Worksurface Supporting

93WP19BBFP	19 x 15 x 27.875	100	55	6.5	\$539
93WP23BBFP	23 x 15 x 27.875	100	68	7.7	\$551
93WP29BBFP	29 x 15 x 27.875	100	78	9.6	\$563

Two box and one file drawer pedestal with full pull design. Worksurface supporting, includes mounting holes in top. All drawers locking. Top box drawer includes pencil tray.



File/File Pedestal - Worksurface Supporting

93WP19FFP	19 x 15 x 27.875	100	53	6.5	\$539
93WP23FFP	23 x 15 x 27.875	125	60	7.7	\$551
93WP29FFP	29 x 15 x 27.875	125	70	9.6	\$563

Two file drawer pedestal with full pull design. Worksurface supporting, includes mounting holes in top. All drawers locking.

Required Specifications

Paint finish

9300P PEDESTALS - MOBILE



Mobile Box/File Pedestal

MODEL#	DIMENSIONS D x W x H	FREIGHT CLASS	WT/LBS.	CUBIC FT.	LIST PRICE
93MP19BFP	19 x 15 x 21.875	85	66	5.2	\$561
93MP23BFP	23 x 15 x 21.875	92.5	72	6.2	\$573
93MP29BFP	29 x 15 x 21.875	85	92	7.6	\$585

One box and one file drawer mobile pedestal with full pull design. Casters preinstalled (non-locking). Counterweight included. All drawers locking. Box drawer includes pencil tray. **Cannot be used as guest seating.**



Mobile Box/Box/File Pedestal

93MP19BBFP	19 x 15 x 27.94	92.5	76	6.5	\$621
93MP23BBFP	23 x 15 x 27.94	92.5	85	7.7	\$633
93MP29BBFP	29 x 15 x 27.94	100	94	9.6	\$645

Two box and one file drawer mobile pedestal with full pull design. Casters preinstalled (non-locking). Counterweight included. All drawers locking. Top box drawer includes pencil tray. **Cannot be used as guest seating.**



Mobile File/File Pedestal

93MP19FFP	19 x 15 x 27.94	92.5	73	6.5	\$621
93MP23FFP	23 x 15 x 27.94	92.5	81	7.7	\$633
93MP29FFP	29 x 15 x 27.94	100	90	9.6	\$645

Two file drawer mobile pedestal with full pull design. Casters preinstalled (non-locking). Counterweight included. All drawers locking. **Cannot be used as guest seating.**



Mobile Box/File Pedestal*

93MCP-19BFNC	19 x 15 x 23.875	92.5	60	5.2	\$705
93MCP-23BFNC	23 x 15 x 23.875	92.5	65	6.2	\$744

Includes one box and one file drawer with full pull design. Box drawer includes pencil tray. Locking. Fits under any worksurface. Cushions ordered separately:

- For model 93MCP-19BFNC, use CUSHION-15X19X1 (1" thick cushion) or CUSHION-15X19X2 (2" thick cushion).
- For model 93MCP-23BFNC, use CUSHION-15X23X1 (1" thick cushion) or CUSHION-15X23X2 (2" thick cushion).

Required Specifications

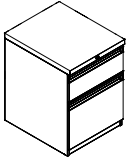
Paint finish

Accessories

Cushion*

P PRIME PEDESTALS

PRIME FREESTANDING PEDESTALS

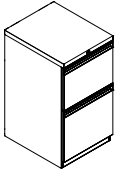


Box/File Pedestal*

MODEL#	DIMENSIONS D x W x H	FREIGHT CLASS	WT/LBS.	CUBIC FT.	LIST PRICE
GUPFOBF18P	18 x 15 x 20.8	85	52.4	4.2	\$566
GUPFOBF22P	22 x 15 x 20.8	92.5	58.8	5	\$574
GUPFOBF28P	28 x 15 x 20.8	92.5	68.7	6.3	\$695

One box and one file drawer; locking pedestal. Pencil tray included in box drawer. Ships assembled one carton.

- Specify **(NN)** for no counterweight, **(W1)** for casters and counterweight, add **\$203**, or **(W2)** for counterweight, add **\$144**.
- When casters + counterweight option is selected, casters add 0.5" in height to the unit.

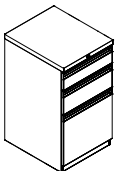


File/File Pedestal*

GUPFOFG18P	18 x 15 x 28.2	92.5	58.8	5.5	\$583
GUPFOFG22P	22 x 15 x 28.2	100	65.26	6.6	\$592
GUPFOFG28P	28 x 15 x 28.2	100	75.12	8.3	\$711

Two file drawer, locking pedestal. Top file drawer 11.2"H (interior 10.6"H); bottom file drawer 13.6"H (interior 12.5"H). When worksurface supporting option selected, unit includes pre-drilled top holes for attaching. Ships assembled one carton.

- When worksurface supporting option (1) is selected, specify **(NN)** for no counterweight or **(W2)** for counterweight, add **\$144**.
- When no worksurface support option (2) is selected, specify **(NN)** for no counterweight, **(W1)** for casters and counterweight, add **\$203**, or **(W2)** for counterweight only, add **\$144**.
- When casters + counterweight option is selected, casters add 0.5" in height to the unit.



Box/Box/File Pedestal*

GUPFSBG18P	18 x 15 x 28.2	85	67.5	5.5	\$583
GUPFSBG22P	22 x 15 x 28.2	92.5	75	6.6	\$592
GUPFSBG28P	28 x 15 x 28.2	92.5	86.8	8.3	\$711

Two box + one file drawer, locking pedestal. Top box drawer 4.8"H; middle box drawer 6.4"H; bottom file drawer 13.6"H (interior 12.5"H). Pencil tray included top box drawer. When worksurface supporting option selected, unit includes pre-drilled top holes for attaching. Ships assembled one carton.

- When worksurface supporting option (1) is selected, specify **(NN)** for no counterweight or **(W2)** for counterweight, add **\$144**.
- When no worksurface support option (2) is selected, specify **(NN)** for no counterweight, **(W1)** for casters and counterweight, add **\$203** or **(W2)** for counterweight only, add **\$144**.
- When casters + counterweight option is selected, casters add 0.5" in height to the unit.


PRIME MOBILE PEDESTALS



Mobile Box/File Pedestal

MODEL#	DIMENSIONS	FREIGHT CLASS	WT/LBS.	CUBIC FT.	LIST PRICE
GUPWOBF18P	18 x 15 x 23.3	70	73.5	4.6	\$860
GUPWOBF22P	22 x 15 x 23.3	85	79.1	5.6	\$868
GUPWOBF28P	28 x 15 x 23.3	85	87.7	7	\$989

One box and one file drawer; locking mobile pedestal. Pencil tray included in box drawer. 60mm casters, two locking/two non-locking. Ships assembled one carton.



Mobile Box/Box/File Pedestal

GUPWSSF18P	18 x 15 x 26.5	70	82.9	5.2	\$808
GUPWSSF22P	22 x 15 x 26.5	85	89.3	6.3	\$814
GUPWSSF28P	28 x 15 x 26.5	85	99.2	7.9	\$936

Two box + one file drawer, locking mobile pedestal. Box drawers 4.8"H; bottom file drawer 13.6"H (interior 12.5"H). Pencil tray included top box drawer. 60mm casters, two locking/two non-locking. Ships assembled one carton.

Required Specifications

Paint finish

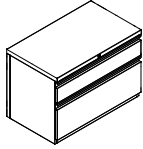
Optional Specifications

Casters + Counterweight (W1)*
Counterweight (W2)*

Accessories

Extra or replacement keys, or keys + core available

PRIME - STRETCH PEDESTAL



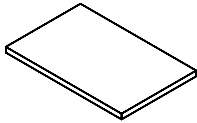
1 1/2 H Box/File stretch pedestal*

MODEL#	DIMENSIONS D x W x H	FREIGHT CLASS	WT/LBS.	CUBIC FT.	GR.1	GR. 2	GR. 3	GR. 4
GULPSOBF1830P	18 x 30 x 21	85	119.96	8	\$1063			
GULPSOBF1836P	18 x 36 x 21	85	129.86	9.5	\$1106			
GULPSOBF1842P	18 x 42 x 21	85	165.45	11.1	\$1139			

Fixed front drawers, top box drawer front 6.4"H (interior 5.2"H) bottom file drawer front 11.2"H (interior 10.8"H). Locking. Side to side hanging bars included. Ships assembled in one carton.

- Add **\$319** for counterweight (**W2**)
- Add **\$272** for individually locking drawers (**KID**)

CUSHIONS FOR MOBILE PEDESTALS

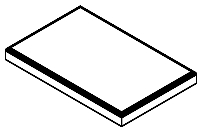


Cushions for Mobile Box/File Pedestals

MODEL#	DIMENSIONS	FREIGHT CLASS	WT/LBS.	CUBIC FT.	GR.1	GR. 2	GR. 3	GR. 4
CUSHION-15X18X1	15 x 18 x 1	150	5	1	\$165	\$194	\$214	\$245
CUSHION-15X19X1	15 x 19 x 1	150	5	1	\$165	\$194	\$214	\$245
CUSHION-15X22X1	15 x 22 x 1	150	5	1	\$185	\$214	\$234	\$265
CUSHION-15X23X1	15 x 23 x 1	150	5	1	\$185	\$214	\$234	\$265
CUSHION-15X28X1	15 x 28 x 1	150	5	1	\$245	\$282	\$311	\$352
CUSHION-15X29X1	15 x 29 x 1	150	5	1	\$245	\$282	\$311	\$352

For seating pedestals. 1" thick single stitched cushions. Available in all standard Global seating fabrics. Attached with supplied Velcro fasteners.

- **Cushions are for use on box/file mobile pedestals with 60mm casters only.**



Cushions for Mobile Box/File Pedestals

CUSHION-15X18X2	15 x 18 x 2	150	5	1	\$183	\$212	\$232	\$263
CUSHION-15X19X2	15 x 19 x 2	150	5	1	\$183	\$212	\$232	\$263
CUSHION-15X22X2	15 x 22 x 2	150	5	1	\$206	\$233	\$255	\$286
CUSHION-15X23X2	15 x 23 x 2	150	5	1	\$206	\$233	\$255	\$286
CUSHION-15X28X2	15 x 28 x 2	150	5	1	\$269	\$307	\$336	\$377
CUSHION-15X29X2	15 x 29 x 2	150	5	1	\$269	\$307	\$336	\$377

For seating pedestals. 2" thick single stitched cushions. Cushion features a waterfall edge on the front and back. Available in all standard Global seating fabrics. Attached with supplied Velcro fasteners.

- **Cushions are for use on box/file mobile pedestals with 60mm casters only.**

Required Specifications

Paint finish*
Fabric (cushions)

Optional Specifications

Casters + Counterweight (W1)*
Counterweight (W2)*

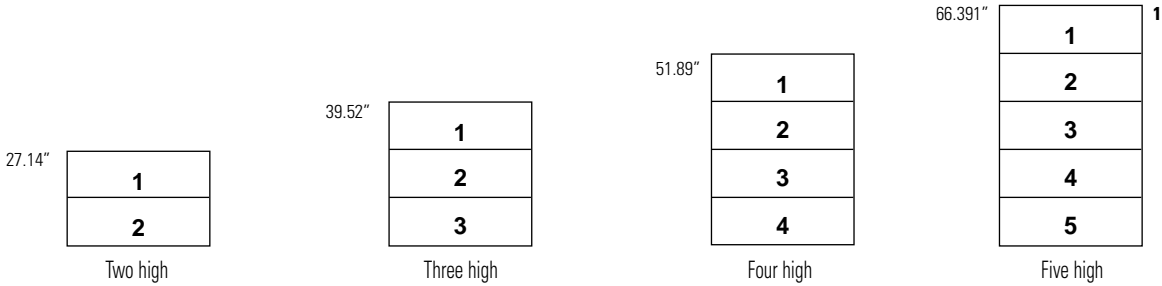
Accessories

Extra or replacement keys, or keys + core available

L 1900P LATERAL FILES

1900P SERIES	MODEL#	DIMENSIONS D x W x H	FREIGHT CLASS	WT./LBS.	CUBIC FT.	LIST PRICE
--------------	--------	-------------------------	---------------	----------	-----------	------------

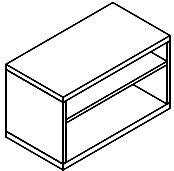
This series not available with binder openings. **THE POSITION OF OPENINGS CAN NOT BE MODIFIED FROM THE PICTURE AS SHOWN**



*Five Drawer Model - Top door is standard as receding door.

INTERIOR LATERAL FILE OPENINGS

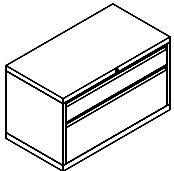
Drawer - Height 11 1/4" Drawer - Depth 15 3/4" Fixed Shelf - Depth 15 3/16"



1 1/2 h Storage Cabinet

1930-1XSND	19.25 x 30 x 21.1875	150	46.13	9.79	\$532
1936-1XSND	19.25 x 36 x 21.1875	150	52.88	11.60	\$611
1942-1XSND	19.25 x 42 x 21.1875	150	58.5	13.41	\$694

12" and 6" open shelves.

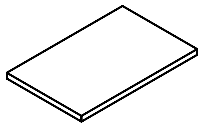


1 1/2 h Storage Cabinet w/File drawer and half height drawer

1930P-1X1FH	19.25 x 30 x 21.1875	85	121.5	9.79	\$1059
1936P-1X1FH	19.25 x 36 x 21.1875	92.5	132	11.60	\$1139
1942P-1X1FH	19.25 x 42 x 21.1875	92.5	151.5	13.41	\$1219

12" fixed front lateral file drawer and 6" half height drawer. Locking.

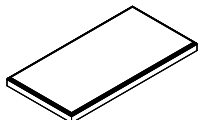
CUSHIONS FOR MOBILE PEDESTALS



Lateral File Cushion*

MODEL#	DIMENSIONS	FREIGHT CLASS	WT./LBS.	CUBIC FT.	GR.1	GR. 2	GR. 3	GR. 4
CUSH19-25X30X1	19.25 x 30 x 1	125	7	1.60	\$299	\$342	\$369	\$416
CUSH19-25X36X1	19.25 x 36 x 1	150	7	1.60	\$309	\$349	\$381	\$424
CUSH19-25X42X1	19.25 x 42 x 1	250	4	1.60	\$319	\$362	\$391	\$437

1" thick single stitched cushions for lateral files. Rectilinear design on all sides. Available in all standard Global seating fabrics. Attached with supplied Velcro fasteners.



Lateral File Cushion

CUSH19-25X30X2	19.25 x 30 x 2	125	8	1.30	\$334	\$372	\$404	\$449
CUSH19-25X36X2	19.25 x 36 x 2	150	7	1.60	\$342	\$385	\$412	\$459
CUSH19-25X42X2	19.25 x 42 x 2	150	7	1.60	\$353	\$393	\$422	\$468

2" thick single stitched cushions for lateral files. Waterfall edge on front and back. Available in all standard Global seating fabrics. Attached with supplied Velcro fasteners.

Required Specifications

Metal finish
Fabric*

Optional Specifications

Counterweight

Accessories

Front to Back File Bars
Plate Dividers

1900P SERIES

MODEL#	DIMENSIONS	FREIGHT CLASS	WT/LBS.	CUBIC FT.	LIST PRICE
--------	------------	---------------	---------	-----------	------------


2 Drawer Lateral File

	D x W x H				
1930P-2F12	19.25 x 30 x 27.35	100	115	13	\$888
1936P-2F12	19.25 x 36 x 27.35	100	134	15	\$967
1942P-2F12	19.25 x 42 x 27.35	125	143	18	\$1050

Counterweight is standard. Two fixed front drawers. Side-to-side hanging file bars included.

- Drawers are 12.25" high.
- **File cannot be used to store standard three ring binders.**


Mobile Lateral File Kit

19-MLK	20 x 30-36 x 3.875	125	6	1	\$312
--------	--------------------	-----	---	---	--------------

Attaches beneath 1900 series 2-drawer lateral file to create a mobile lateral file. *****FOR USE UNDER 1930P-2F12, 1936P-2F12, 1930P-1X1FH AND 1936P-1X1FH ONLY***. Black paint only.**

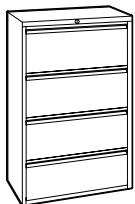
- **Cannot be used on 1942P-2F12 lateral files or any other 18" d lateral files**


3 Drawer Lateral File

1930P-3F12	19.25 x 30 x 39.52	125	145	18	\$1139
1936P-3F12	19.25 x 36 x 39.52	125	161	22	\$1219
1942P-3F12	19.25 x 42 x 39.52	125	168	25	\$1301

- **File cannot be used to store standard three ring binders.**
- Drawers are 12.25" high.

Counterweight is standard. Three fixed front drawers. Side-to-side hanging file bars included.

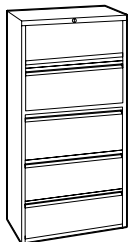

4 Drawer Lateral File

1930P-4F12	19.25 x 30 x 51.89	125	169	24	\$1456
1936P-4F12	19.25 x 36 x 51.89	125	189	28	\$1536
1942P-4F12	19.25 x 42 x 51.89	150	202	32	\$1617

- **File cannot be used to store standard three ring binders.**
- Drawers are 12.25" high.

Counterweight is standard. Four fixed front drawers. Side-to-side hanging file bars included.

- Posting shelf option NOT available


5 Drawer Lateral File

1930P-5F12	19.25 x 30 x 66.39	125	198	29	\$1739
1936P-5F12	19.25 x 36 x 66.39	150	218	35	\$1819
1942P-5F12	19.25 x 42 x 66.39	150	242	40	\$1869

- **File cannot be used to store standard three ring binders.**
- Drawers are 12.25" high.

Four fixed front drawers plus top drawer with receding door and roll-out shelf. Side-to-side hanging file bars included.

- Posting shelf option NOT available

Required Specifications

Metal finish
Fabric (cushion)

Accessories

Front to Back File Bars
Plate Dividers

L 1900P LATERAL FILE TOPS

1900P SERIES LATERAL FILE TOPS

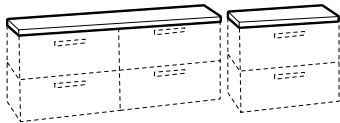
MODEL# DIMENSIONS FREIGHT CLASS WT/LBS. CUBIC FT. LIST PRICE

D x W x H

LATERAL FILE TOP NOTES:

Available finishes:

ACJ	Absolute Acajou	CGY	Custom Grey	NML	Noce Medio
ASN	Asian Night	DES	Dark Espresso	QTM	Quartered Mahogany
AWC	Avant Cherry	DWT	Designer White	SBY	Sheer Beauty
AWH	Avant Honey	FAS	Fashionista	SDT	Stonedust
BLK	Black	FCL	First Class	SOG	Storm Grey
BZD	Blizzard	NBL	Noce Biondo	WHE	Walnut Heights
BRC	Brushed Cobalt	NGL	Noce Grigio	WHC	White Chocolate
CMB	Clear Maple	NEL	Noce Leggero	WCR	Winter Cherry



Lateral File Tops

30" wide	T1930	19.25 x 30 x 1	60	19	.63	\$290
36" wide	T1936	19.25 x 36 x 1	60	23	.73	\$354
42" wide	T1942	19.25 x 42 x 1	60	27	.83	\$412
60" wide	T1960	19.25 x 60.25 x 1	60	40	1.15	\$564
72" wide	T1972	19.25 x 72.25 x 1	60	48	1.35	\$677
84" wide	T1984	19.25 x 84.25 x 1	60	56	1.55	\$786
90" wide	T1990	19.25 x 90.25 x 1	60	52	1	\$883
96" wide	T1996	19.25 x 96.25 x 1	60	54.50	1.10	\$883
108" wide	T19108	19.25 x 108.25 x 1	60	59	1.20	\$991

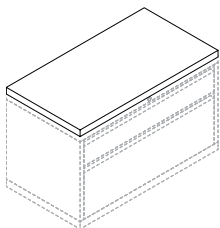
1" thick laminate tops for placement over metal files. Coordinates with 1900 Series files. Finish options are listed above.

• Contact Global for pricing on special size tops.

LATERAL FILE TOPS

MODEL# DIMENSIONS FREIGHT CLASS WT/LBS. CUBIC FT. 1" TOP 1.5" TOP HP ADD

ZUFT1896	18.11 x 96.10 x 1	100	47	5.50	\$567	\$749	\$377
ZUFT1890	18.11 x 90.12 x 1	100	44	5.25	\$538	\$706	\$353
ZUFT1884	18.11 x 84.09 x 1	100	41	4.75	\$501	\$663	\$329
ZUFT1878	18.11 x 78.11 x 1	100	38	4.50	\$470	\$614	\$310
ZUFT1872	18.11 x 72.13 x 1	70	35	2.25	\$439	\$577	\$285
ZUFT1866	18.11 x 66.10 x 1	85	32	2.25	\$401	\$527	\$261
ZUFT1860	18.11 x 60.12 x 1	85	29	2	\$372	\$485	\$236
ZUFT1854	18.11 x 54.09 x 1	70	27	1.75	\$334	\$441	\$219
ZUFT1848	18.11 x 48.11 x 1	85	24	1.75	\$299	\$400	\$194
ZUFT1842	18.11 x 42.13 x 1	85	21	1.50	\$267	\$354	\$168
ZUFT1836	18.11 x 36.10 x 1	85	18	1.25	\$236	\$294	\$144
ZUFT1830	18.11 x 30.12 x 1	85	15	1.25	\$206	\$264	\$119
ZUFT1996	19.25 x 96.10 x 1	100	50	5.75	\$575	\$761	\$401
ZUFT1990	19.25 x 90.12 x 1	100	47	5.50	\$545	\$720	\$377
ZUFT1984	19.25 x 84.09 x 1	100	44	5	\$507	\$668	\$353
ZUFT1978	19.25 x 78.11 x 1	100	41	4.75	\$476	\$626	\$329
ZUFT1972	19.25 x 72.13 x 1	70	38	2.50	\$447	\$585	\$303
ZUFT1966	19.25 x 66.10 x 1	70	34	2.25	\$409	\$535	\$280
ZUFT1960	19.25 x 60.12 x 1	70	31	2	\$377	\$489	\$255
ZUFT1954	19.25 x 54.09 x 1	85	27	2	\$348	\$449	\$232
ZUFT1948	19.25 x 48.11 x 1	85	25	1.75	\$310	\$403	\$206
ZUFT1942	19.25 x 42.13 x 1	85	22	1.50	\$280	\$363	\$182
ZUFT1936	19.25 x 36.10 x 1	70	19	1.25	\$242	\$312	\$157
ZUFT1930	19.25 x 30.12 x 1	85	16	1.25	\$212	\$270	\$132



Lateral File Tops

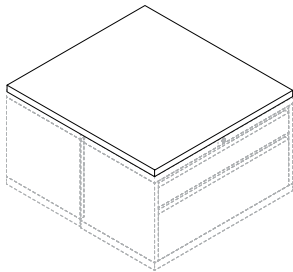
1" thick laminate tops for placement over 1900 Series Lateral Files + Storage.

• Contact Global for pricing on special size tops.

Required Specifications

Laminate finish

LATERAL FILE TOPS - BACK TO BACK	MODEL#	DIMENSIONS	FREIGHT CLASS	WT/LBS.	CUBIC FT.	1" TOP	1.5" TOP	HP ADD
		D x W x H						
	ZUFT3696	36.14 x 96.10 x 1	100	93	9.50	\$907	\$1235	\$748
	ZUFT3690	36.14 x 90.12 x 1	92.5	88	8.75	\$852	\$1162	\$704
	ZUFT3684	36.14 x 84.09 x 1	92.5	82	7.75	\$785	\$1076	\$654
	ZUFT3678	36.14 x 78.11 x 1	100	76	7.75	\$748	\$1013	\$613
	ZUFT3672	36.14 x 72.13 x 1	100	70	7.25	\$698	\$920	\$563
	ZUFT3666	36.14 x 66.10 x 1	100	64	6.75	\$630	\$853	\$513
	ZUFT3660	36.14 x 60.12 x 1	100	59	6.25	\$587	\$793	\$470
	ZUFT3654	36.14 x 54.09 x 1	100	53	5.50	\$545	\$726	\$422
	ZUFT3648	36.14 x 48.11 x 1	100	47	5	\$489	\$657	\$377
	ZUFT3642	36.14 x 42.13 x 1	100	41	4.50	\$439	\$583	\$329
	ZUFT3636	36.14 x 36.10 x 1	70	35	2.25	\$385	\$510	\$285
	ZUFT3630	36.14 x 30.12 x 1	85	29	2	\$334	\$436	\$236
	ZUFT3896	38.62 x 96.10 x 1	92.5	100	10	\$1011	\$1395	\$796
	ZUFT3890	38.62 x 90.12 x 1	100	94	9.50	\$950	\$1309	\$748
	ZUFT3884	38.62 x 84.09 x 1	100	87	8.75	\$894	\$1228	\$698
	ZUFT3878	38.62 x 78.11 x 1	100	81	8.25	\$832	\$1150	\$648
	ZUFT3872	38.62 x 72.13 x 1	100	75	7.75	\$778	\$1063	\$600
	ZUFT3866	38.62 x 66.10 x 1	100	69	7	\$717	\$982	\$550
	ZUFT3860	38.62 x 60.12 x 1	100	62	6.50	\$661	\$901	\$501
	ZUFT3854	38.62 x 54.09 x 1	100	56	6	\$604	\$816	\$451
	ZUFT3848	38.62 x 48.11 x 1	100	50	5.25	\$545	\$738	\$401
	ZUFT3842	38.62 x 42.13 x 1	100	44	4.75	\$483	\$657	\$353
	ZUFT3836	38.62 x 36.10 x 1	100	38	4.25	\$427	\$569	\$303
	ZUFT3830	38.62 x 30.12 x 1	100	31	3.75	\$367	\$492	\$255



Lateral File Tops - Back to Back

1" thick laminate tops for placement over back-to-back metal filing + storage.

- Use ZUFT36xx models for 18"D laterals back-to-back
- Use ZUFT38xx models for 19.25"D laterals back-to-back
- *Contact Global for pricing on special size tops.*

Required Specifications

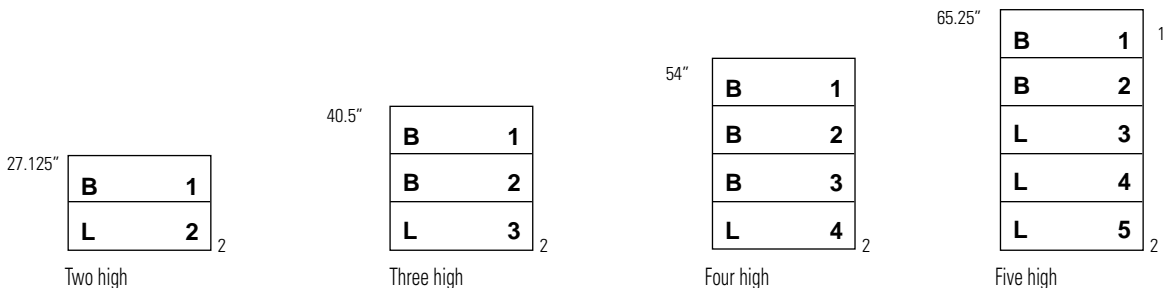
Laminate finish

L 9300/9300P LATERAL FILES

9300 / 9300P OPENING LOCATION SPECIFICATIONS

D x W x H

Available in Fixed Drawer or Receding Door with Roll-out Shelf. **THE POSITION OF "B" & "L" OPENINGS CAN NOT BE MODIFIED FROM THE PICTURE AS SHOWN**



¹Five Drawer Model - Top door is standard as receding door.
²Bottom is standard as a fixed front drawer.

9300 SERIES FILE OPENINGS

"B" Opening (Fixed Front) Binder Height
 113.312" high drawer to accommodate letter and legal documents, and EDP "2" point suspended binders.

"B" Opening (Receding Door) Binder Height
 13.312" high door with either fixed or roll-out shelf to accommodate letter and legal documents, standard three-ring binders and EDP "2" point suspended binders.

"L" Opening (Fixed Front or Receding Door) Letter Height
 11.187" high fixed front drawer or receding door with either fixed or roll-out shelf to accommodate letter and legal documents

INTERIOR CLEAR OPENING HEIGHT & DEPTH DIMENSIONS

"B" Opening Binder Height

Fixed front drawer	13"
Receding door and roll-out shelf	12.125"
Receding door and fixed shelf	11.75"
Fixed shelf and no receding door	12.75"

"L" Opening Letter Height

Fixed front drawer	10.875"
Receding door and roll-out shelf	10"
Receding door and fixed shelf	9.625"
Fixed shelf and no receding door	10.625"

"B" & "L" Openings Binder & Letter Height

Drawer - depth	15.75"
Roll-out shelf - depth	15.75"
Fixed shelf - depth	16"

Required Specifications

Paint finish

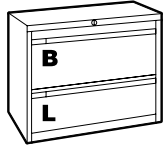
Optional Specifications

Counterweight
 Key alike/key #


Accessories

Front-to-back file bars
 Plate dividers
 Extra or replacement keys, or keys + core available

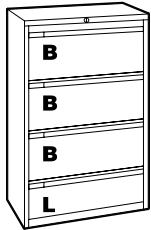
9300P SERIES - FIXED DRAWERS



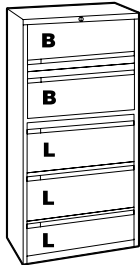
2 Drawer Lateral File



3 Drawer Lateral File



4 Drawer Lateral File



5 Drawer Lateral File



Posting Shelf

MODEL#	DIMENSIONS	FREIGHT CLASS	WT./LBS.	CUBIC FT.	LIST PRICE
--------	------------	---------------	----------	-----------	------------

D x W x H

9330P-2F1H	18 x 30 x 27.12	100	103	12	\$903
9336P-2F1H	18 x 36 x 27.12	125	110	14	\$985
9342P-2F1H	18 x 42 x 27.12	125	118	17	\$1111

Two fixed front drawers. Side-to-side hanging file bars included.

9330P-3F1H	18 x 30 x 40.5	100	138	17	\$1180
9336P-3F1H	18 x 36 x 40.5	125	156	21	\$1307
9342P-3F1H	18 x 42 x 40.5	125	174	24	\$1447

Three fixed front drawers. Side-to-side hanging file bars included.

9330P-4F1H	18 x 30 x 54	125	175	23	\$1489
9336P-4F1H	18 x 36 x 54	125	197	27	\$1640
9342P-4F1H	18 x 42 x 54	125	220	31	\$1870

Four fixed front drawers. Side-to-side hanging file bars included.

9330P-5F1H	18 x 30 x 65.25	125	215	27	\$1882
9336P-5F1H	18 x 36 x 65.25	125	245	32	\$2065
9342P-5F1H	18 x 42 x 65.25	125	275	37	\$2329

Four fixed front drawers plus top drawer with receding door and roll-out shelf. Side-to-side hanging file bars included.

93PS30	--	--	--	--	\$90
93PS36	--	--	--	--	\$103
93PS42	--	--	--	--	\$112

Available in 5 drawer only between 2nd and 3rd opening. Must be factory installed.

Required Specifications

Paint finish

Optional Specifications

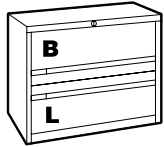
Counterweight
Key alike/key #

Accessories

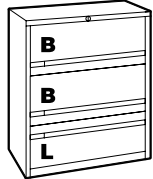
Front-to-back file bars
Plate dividers
Extra or replacement keys, or keys + core available

L 9300P LATERAL FILES

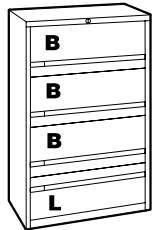
9300P SERIES - RECEDING DRAWERS



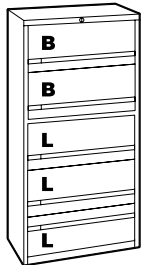
2 Drawer Lateral File



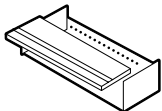
3 Drawer Lateral File



4 Drawer Lateral File



5 Drawer Lateral File



Receding Door & Roll-Out Shelf Converter

MODEL#	DIMENSIONS D x W x H	FREIGHT CLASS	WT/LBS.	CUBIC FT.	LIST PRICE
9330P-2R1H	18 x 30 x 27.12	100	103	12	\$1029
9336P-2R1H	18 x 36 x 27.12	125	110	14	\$1119
9342P-2R1H	18 x 42 x 27.12	125	118	17	\$1238

One receding door with roll-out shelf. Bottom drawer fixed front. Side-to-side hanging file bars included.

9330P-3R1H	18 x 30 x 40.5	100	138	17	\$1332
9336P-3R1H	18 x 36 x 40.5	125	156	21	\$1474
9342P-3R1H	18 x 42 x 40.5	125	174	24	\$1638

Two receding doors with roll-out shelves. Bottom drawer fixed front. Side-to-side hanging file bars included.

9330P-4R1H	18 x 30 x 54	125	175	23	\$1750
9336P-4R1H	18 x 36 x 54	125	197	27	\$1906
9342P-4R1H	18 x 42 x 54	125	220	31	\$2165

Three receding doors with roll-out shelves. Bottom drawer fixed front. Side-to-side hanging file bars included.

9330P-5R1H	18 x 30 x 65.25	125	215	27	\$2151
9336P-5R1H	18 x 36 x 65.25	125	245	32	\$2385
9342P-5R1H	18 x 42 x 65.25	125	275	37	\$2643

Four receding doors with roll-out shelves. Bottom drawer fixed front. Side-to-side hanging file bars included.

RRC30	30" w	--	--	--	\$83
RRC36	36" w	--	--	--	\$83
RRC42	42" w	--	--	--	\$83

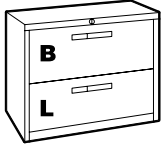

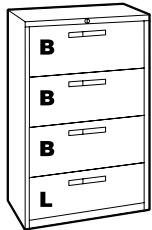
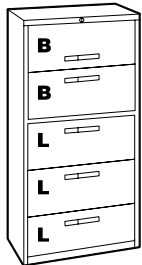
Applies to receding door file cabinets only. Bottom drawer only. Must be factory installed.

- Specials available. Call for pricing.

Required Specifications
Metal Finish

Optional Specifications
Counterweight

Accessories
Front to Back File Bars
Plate Dividers

9300 SERIES - FIXED DRAWERS

2 Drawer Lateral File

3 Drawer Lateral File

4 Drawer Lateral File

5 Drawer Lateral File

Posting Shelf

MODEL#	DIMENSIONS	FREIGHT CLASS	WT/LBS.	CUBIC FT.	LIST PRICE
--------	------------	---------------	---------	-----------	------------

D x W x H

9330-2F1H	18 x 30 x 27.12	100	103	12	\$903
9336-2F1H	18 x 36 x 27.12	125	110	14	\$985
9342-2F1H	18 x 42 x 27.12	125	118	17	\$1111

Two fixed front drawers. Side-to-side hanging file bars included.

9330-3F1H	18 x 30 x 40.5	100	138	17	\$1180
9336-3F1H	18 x 36 x 40.5	125	156	21	\$1307
9342-3F1H	18 x 42 x 40.5	125	174	24	\$1447

Three fixed front drawers. Side-to-side hanging file bars included.

9330-4F1H	18 x 30 x 54	125	175	23	\$1489
9336-4F1H	18 x 36 x 54	125	197	27	\$1640
9342-4F1H	18 x 42 x 54	125	220	31	\$1870

Four fixed front drawers. Side-to-side hanging file bars included.

9330-5F1H	18 x 30 x 65.25	125	215	27	\$1882
9336-5F1H	18 x 36 x 65.25	125	245	32	\$2065
9342-5F1H	18 x 42 x 65.25	125	275	37	\$2329

Four fixed front drawers plus top drawer with receding door and roll-out shelf. Side-to-side hanging file bars included.

93PS30	--	--	--	--	\$90
93PS36	--	--	--	--	\$103
93PS42	--	--	--	--	\$112

Available in 5 drawer only between 2nd and 3rd opening. Must be factory installed.

Required Specifications

Metal Finish

Optional Specifications

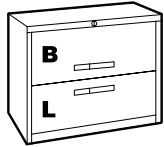
Counterweight

Accessories

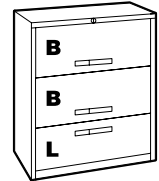
Front to Back File Bars
Plate Dividers

L 9300 LATERAL FILES

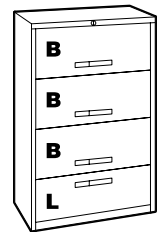
9300 SERIES - RECEDING DRAWERS



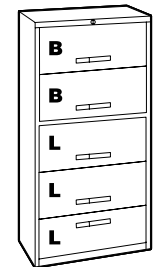
2 Drawer Lateral File



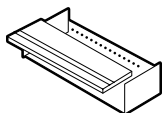
3 Drawer Lateral File



4 Drawer Lateral File



5 Drawer Lateral File



Receding Door & Roll-Out Shelf Converter

MODEL#	DIMENSIONS D x W x H	FREIGHT CLASS	WT/LBS.	CUBIC FT.	LIST PRICE
9330-2R1H	18 x 30 x 27.12	100	103	12	\$1029
9336-2R1H	18 x 36 x 27.12	125	110	14	\$1119
9342-2R1H	18 x 42 x 27.12	125	118	17	\$1238

One receding door with roll-out shelf. Bottom drawer fixed front. Side-to-side hanging file bars included.

9330-3R1H	18 x 30 x 40.5	100	138	17	\$1332
9336-3R1H	18 x 36 x 40.5	125	156	21	\$1474
9342-3R1H	18 x 42 x 40.5	125	174	24	\$1638

Two receding doors with roll-out shelves. Bottom drawer fixed front. Side-to-side hanging file bars included.

9330-4R1H	18 x 30 x 54	125	175	23	\$1750
9336-4R1H	18 x 36 x 54	125	197	27	\$1906
9342-4R1H	18 x 42 x 54	125	220	31	\$2165

Three receding doors with roll-out shelves. Bottom drawer fixed front. Side-to-side hanging file bars included.

9330-5R1H	18 x 30 x 65.25	125	215	27	\$2260
9336-5R1H	18 x 36 x 65.25	125	245	32	\$2385
9342-5R1H	18 x 42 x 65.25	125	275	37	\$2643

Four receding doors with roll-out shelves. Bottom drawer fixed front. Side-to-side hanging file bars included.

RRC30	30" w	--	--	--	\$83
RRC36	36" w	--	--	--	\$83
RRC42	42" w	--	--	--	\$83

Applies to receding door file cabinets only. Bottom drawer only. Must be factory installed.

- Specials available. Call for pricing.

Required Specifications
Metal Finish

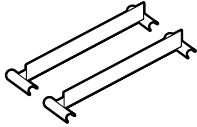
Optional Specifications
Counterweight

Accessories
Front to Back File Bars
Plate Dividers

9300 - LATERAL FILE ACCESSORIES

MODEL#	DIMENSIONS	FREIGHT CLASS	WT/LBS.	CUBIC FT.	FAB. GRD.	LIST PRICE
--------	------------	---------------	---------	-----------	-----------	------------

D x W x H



Front-to-Back Hanging File Bars
for 9300 and 1900 Series Lateral Files

FBB	-- x 15.2 x --	70	1	.10		\$30
FBB-50	-- x 15.2 x --	60	50	.50		\$910
FBB-100	-- x 15.2 x --	60	100	2.71		\$1666

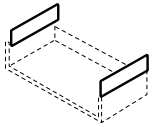
Includes two bars. Grey. FBB is one pair; FBB-50 is fifty pairs; FBB-100 is 100 pairs.
 • Not recommended for "L" opening with receding door and roll-out shelves.



Plate Dividers
for 9300 and 1900 Series Lateral Files

PD	--	60	4	.10		\$43
----	----	----	---	-----	--	-------------

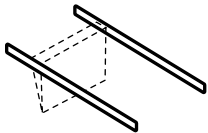
Three per package. **EFC** (environmentally friendly color - a variable charcoal-like color as a result of the use of recycled finishing materials). Suitable for End Tab filing.



Side Adapters for 9300 and 1900 series

EDPS	--	60	3	.10		\$53
------	----	----	---	-----	--	-------------

One pair. Grey. For two point suspension printout style binders. Must be used with side-to-side file bars. One pair required for each drawer.
 • Not recommended in receding door applications.



Side-to-Side Hanging File Bars
for 9300 and 1900 Series Lateral Files

HBF30	30 w	60	4	.10		\$53
HBF36	36 w	60	4	.10		\$53
HBF42	42 w	60	4	.10		\$53

One pair. Grey. For 30", 36" or 42" widths. Included in standard product.



Extra Key
for 9300 and 1900 Series Files

EK93	--	--	--	--		\$20
------	----	----	----	----	--	-------------

Specify core #. Key range W401-W550.

Required Specifications

Metal finish
Key/lock option

Optional Specifications

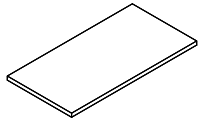
Counterweight (W2)

Accessories

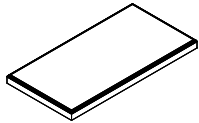
Front to back file bars
Plate dividers

L LATERAL FILES

LATERAL FILE CUSHIONS



Lateral File Cushion



Lateral File Cushion

MODEL#	DIMENSIONS D x W x H	FREIGHT CLASS	WT/LBS.	CUBIC FT.	GR.1	GR. 2	GR. 3	GR. 4
CUSHION-18X30X1	18 x 30 x 1	150	7	1.30	\$256	\$293	\$321	\$362
CUSHION-18X36X1	18 x 36 x 1	150	7	1.60	\$286	\$322	\$351	\$392
CUSHION-18X42X1	18 x 42 x 1	150	4	1.60	\$305	\$342	\$370	\$411

1" thick single stitched cushions for lateral files. Rectilinear design on all sides. Available in all standard Global seating fabrics. Attached with supplied Velcro fasteners.

CUSHION-18X30X2	18 x 30 x 2	150	5	1	\$282	\$319	\$348	\$389
CUSHION-18X36X2	18 x 36 x 2	150	7	1.60	\$315	\$353	\$382	\$421
CUSHION-18X42X2	18 x 42 x 2	150	7	1.60	\$336	\$372	\$402	\$442

2" thick single stitched cushions for lateral files. Waterfall edge on front and back. Available in all standard Global seating fabrics. Attached with supplied Velcro fasteners.

Required Specifications

Metal finish
Key/lock option

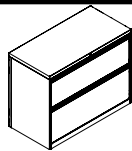
Optional Specifications

Counterweight (W2)

Accessories

Front to back file bars
Plate dividers

PRIME LATERAL FILES



2 Drawer Lateral File

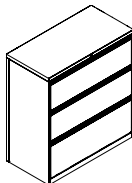
MODEL# DIMENSIONS FREIGHT CLASS WT/LBS. CUBIC FT. LIST PRICE

D x W x H

GULF20G1830P	18 x 30 x 28	100	98.7	10.5	\$1050
GULF20G1836P	18 x 36 x 28	100	114.4	12.5	\$1114
GULF20G1842P	18 x 42 x 28	100	129.4	14.5	\$1284

Fixed front file drawers, top drawer front 11.2"H (interior 10.6"H) bottom drawer front 13.6"H (interior 12.5"H). Locking. Side to side hanging bars included. Ships assembled in one carton.

- Add **\$245** for counterweight (W2)
- Add **\$272** for individually locking drawers (KID)




3 Drawer Lateral File

GULF30G1830P	18 x 30 x 39.2	100	127.9	14.5	\$1357
GULF30G1836P	18 x 36 x 39.2	100	147.6	17.2	\$1484
GULF30G1842P	18 x 42 x 39.2	100	167.5	20	\$1696

Fixed front file drawers, top & middle drawer front 11.2"H (interior 10.6"H) bottom drawer front 13.6"H (interior 12.5"H). Locking. Side to side hanging bars included. Ships assembled in one carton.

- Add **\$213** for counterweight (W2)
- Add **\$548** for individually locking drawers (KID)

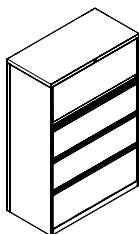


4 Drawer Lateral File - Fixed Front

GULF40G1830P	18 x 30 x 49.6	100	159.1	18.2	\$1732
GULF40G1836P	18 x 36 x 49.6	100	183.4	21.6	\$1898
GULF40G1842P	18 x 42 x 49.6	100	208.5	25.1	\$2154

Fixed front file drawers, top drawer front 10.4" (interior 9.8"H) , second and third drawers 11.2"H (interior 10.6"H) bottom drawer front 13.6"H (interior 12.5"H). Locking. Side to side hanging bars included. Ships assembled one carton

- Add **\$181** for counterweight (W2)
- Add **\$820** for individually locking drawers (KID)



**4 Drawer Lateral File
1 Receding Door / 3 Fixed Front**

GULF40H1830P	18 x 30 x 53.6	100	171.9	19.6	\$1804
GULF40H1836P	18 x 36 x 53.6	100	198.2	23.3	\$1970
GULF40H1842P	18 x 42 x 53.6	100	225.3	27	\$2211

Top opening receding door + roll-out shelf 14.4"H front, accepts binder height; fixed front drawers second and third drawers 11.2"H (interior 10.6"H) bottom drawer front 13.6"H (interior 12.5"H). Locking. Side to side hanging bars included. Ships assembled one carton.

- Add **\$181** for counterweight (W2)
- Add **\$820** for individually locking drawers (KID)

Required Specifications

Metal finish
Key/lock option

Optional Specifications

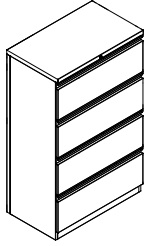
Counterweight (W2)
Individually locking drawers (KID)

Accessories

Front to back file bars
Plate dividers

L PRIME LATERAL FILES

PRIME LATERAL FILES




5 Drawer Lateral File
1 Receding Door / 4 Fixed Front

MODEL#	DIMENSIONS D x W x H	FREIGHT CLASS	WT/LBS.	CUBIC FT.	LIST PRICE
GULF50P1830P	18 x 30 x 65.6	100	208.9	23.9	\$2292
GULF50P1836P	18 x 36 x 65.6	100	239.9	28.4	\$2357
GULF50P1842P	18 x 42 x 65.6	100	272.7	32.9	\$2718

Top opening receding door + roll-out shelf 14.4"H front, accepts binder height; fixed front drawers below - second 12.8"H (interior 12.2"H), third, fourth and bottom 11.2"H (interior 10.6"H); bottom drawer front 13.6"H (interior 12.5"H). Locking. Side-to-side hanging bars included. Ships assembled in one carton.

- Add **\$147** for counterweight (**W2**)
- Add **\$1096** for individually locking drawers (**KID**)

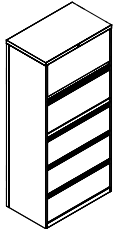


5 Drawer Lateral File
2 Receding Doors / 3 Fixed Front

GULF50G1830P	18 x 30 x 69.6	100	221.6	25.3	\$2231
GULF50G1836P	18 x 36 x 69.6	100	254.5	30.1	\$2283
GULF50G1842P	18 x 42 x 69.6	100	289.3	34.9	\$2501

Top two openings receding door + roll-out shelf 14.4"H front, accepts binder height; fixed front drawers third and fourth drawers 11.2"H (interior 10.6"H) bottom drawer front 13.6"H (interior 12.5"H). Locking. Side-to-side hanging bars included. Ships assembled in one carton.

- Add **\$147** for counterweight (**W2**)



5 Drawer Lateral File w/posting shelf
1 Receding Door / 4 Fixed Front

GULF51P1830P	18 x 30 x 65.6	100	208.9	23.9	\$2524
GULF51P1836P	18 x 36 x 65.6	100	239.9	28.4	\$2596
GULF51P1842P	18 x 42 x 65.6	100	272.7	32.9	\$2965

Top opening receding door + roll-out shelf 14.4"H front, accepts binder height; fixed front drawers below - second 12.8"H (interior 12.2"H), third, fourth and bottom 11.2"H (interior 10.6"H); bottom drawer front 13.6"H (interior 12.5"H). Locking. Side-to-side hanging bars included. Ships assembled in one carton.

- Add **\$147** for counterweight (**W2**)
- Add **\$1096** for individually locking drawers (**KID**)

Required Specifications

Metal finish
Key/lock option


Optional Specifications

Counterweight (W2)
Individually locking drawers (KID)

Accessories

Front to back file bars
Plate dividers

PRIME LATERAL FILES



5 Drawer Lateral File w/posting shelf
2 Receding Doors / 3 Fixed Front

MODEL#	DIMENSIONS D x W x H	FREIGHT CLASS	WT/LBS.	CUBIC FT.	LIST PRICE
GULF51G1830P	18 x 30 x 65.6	100	221.6	25.3	\$2463
GULF51G1836P	18 x 36 x 65.6	100	254.5	30.1	\$2522
GULF51G1842P	18 x 42 x 65.6	100	289.3	34.9	\$2748

Top two openings receding door + roll-out shelf 14.4"H front, accepts binder height; fixed front drawers third and fourth drawers 11.2"H (interior 10.6"H) bottom drawer front 13.6"H (interior 12.5"H). Posting shelf below second opening. Locking. Side to side hanging bars included. Ships assembled in one carton.

- Add **\$147** for counterweight (W2)

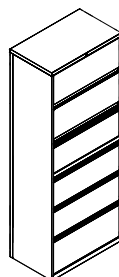


6 Drawer Lateral File
2 Receding Doors / 4 Fixed Front

GULF60G1830P	18 x 30 x 77.6	100	247.4	28.1	\$2897
GULF60G1836P	18 x 36 x 77.6	100	283.8	33.5	\$3111
GULF60G1842P	18 x 42 x 77.6	100	322.98	38.8	\$3415

Top two openings receding door + roll-out shelf 14.4"H front, accepts binder height; fixed front drawers third, fourth and fifth drawers 11.2"H (interior 10.6"H) bottom drawer front 13.6"H (interior 12.5"H). Locking. Ships assembled one carton

- Add **\$147** for counterweight (W2)



6 Drawer Lateral File w/posting shelf
2 Receding Doors / 4 Fixed Front

GULF61G1830P	18 x 30 x 77.6	100	247.4	28.1	\$3129
GULF61G1836P	18 x 36 x 77.6	100	283.8	33.5	\$3350
GULF61G1842P	18 x 42 x 77.6	100	322.98	38.8	\$3662

Top two openings receding door + roll-out shelf 14.4"H front, accepts binder height; fixed front drawers third, fourth and fifth drawers 11.2"H (interior 10.6"H) bottom drawer front 13.6"H (interior 12.5"H). Posting shelf below third opening. Locking. Ships assembled in one carton.

- Add **\$147** for counterweight (W2)

Required Specifications

Metal finish
Key/lock option

Optional Specifications

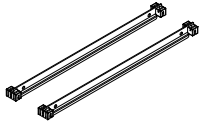
Counterweight (W2)
Individually locking drawers (KID)

Accessories

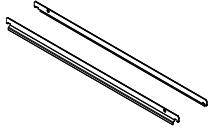
Front to back file bars
Plate dividers

L PRIME LATERAL FILES

PRIME LATERAL FILE ACCESSORIES



Front to Back File Bars
for Prime series lateral files



Side-to-Side Hanging File Bars
for Prime series lateral files

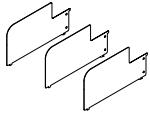
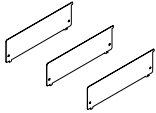
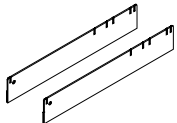



Plate Dividers
for Prime series lateral files



Half Height Plate Dividers
for Prime series lateral files



Side Adapters for Prime Series files



Extra Keys

MODEL#	DIMENSIONS	FREIGHT CLASS	WT/LBS.	CUBIC FT.	LIST PRICE
--------	------------	---------------	---------	-----------	------------

D x W x H

GULFA0718	17.3 x 1 x 1	70	1	0.04	\$30
-----------	--------------	----	---	------	-------------

Includes two bars; finish eco-grey.

GULFA01	27.5 x 0.5 x 1.3	60	2	0.03	\$53
GULFA02	33.5 x 0.5 x 1.3	60	2.4	0.04	\$53
GULFA03	39.5 x 0.5 x 1.3	60	2.8	0.05	\$53

One pair. Grey. For 30", 36" or 42" widths. Included in standard product.

GULFA1018	13.25 x 0.2 x 7.25	60	4	0.07	\$43
-----------	--------------------	----	---	------	-------------

Three per package. For use with Prime series lateral files.

GULFA2418	13.5 x 0.2 x 3.95	60	2.2	0.04	\$164
-----------	-------------------	----	-----	------	--------------

Three per package. For use with Prime series lateral files.

GULFA2018	16.5 x 0.15 x 2.66	60	2.5	0.02	\$164
-----------	--------------------	----	-----	------	--------------

One pair. Grey. Extends side height of lateral file drawers by 1"

Keys

GUK	--	70	0.4	0.01	\$20
-----	----	----	-----	------	-------------

Specify core #. Key range 401-550.

- Specify option **Y** - set of 2 extra keys, no upcharge
- Specify option **C** - replacement lock core and key, **add \$5**


LATERAL FILE TOPS **MODEL#** **DIMENSIONS** **FREIGHT CLASS** **WT./LBS.** **CUBIC FT.** **LIST PRICE**

D x W x H

LATERAL FILE TOP NOTES:

Available finishes:

ACJ	Absolute Acajou	CGY	Custom Grey	NML	Noce Medio
ASN	Asian Night	DES	Dark Espresso	QTM	Quartered Mahogany
AWC	Avant Cherry	DWT	Designer White	SBY	Sheer Beauty
AWH	Avant Honey	FAS	Fashionista	SDT	Stonedust
BLK	Black	FCL	First Class	SOG	Storm Grey
BZD	Blizzard	NBL	Noce Biondo	WHE	Walnut Heights
BRC	Brushed Cobalt	NGL	Noce Grigio	WHC	White Chocolate
CMB	Clear Maple	NEL	Noce Leggero	WCR	Winter Cherry



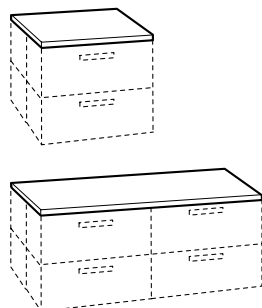
Lateral File Tops

D x W x H

30" wide	T1830	18 x 30 x 1	70	15	1	\$218
36" wide	T1836	18 x 36 x 1	70	18	1	\$262
42" wide	T1842	18 x 42 x 1	70	21	1	\$304
60" wide	T1860	18 x 60.25 x 1	70	30	2	\$430
72" wide	T1872	18 x 72.25 x 1	70	36	2	\$510
84" wide	T1884	18 x 84.25 x 1	70	42	2	\$593
90" wide	T1890	18 x 90.25 x 1	65	45	2	\$664
96" wide	T1896	18 x 96.25 x 1	60	50.25	1	\$664
108" wide	T18108	18 x 108.25 x 1	70	54	3	\$737

1" thick laminate tops for placement over metal files. Coordinates with Global desking. Finish options are listed above. Tops 60" and wider are slightly oversized to accommodate installation gap tolerance between metal storage units; 1/8" overhang built in per side.

• *Contact Global for pricing on special size tops.*

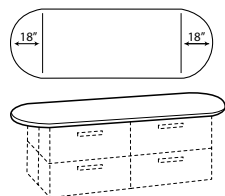


Lateral File Tops - Back to Back

30" wide	T3630	36 x 30 x 1	60	32	.65	\$414
36" wide	T3636	36 x 36 x 1	60	34.25	.75	\$496
42" wide	T3642	36 x 42 x 1	60	36.50	.90	\$582
60" wide	T3660	36 x 60 x 1	60	41	1.25	\$827
72" wide	T3672	36 x 72 x 1	60	45.25	1.50	\$991
84" wide	T3684	36 x 84 x 1	65	49.50	1.75	\$1157
90" wide	T3690	36 x 90 x 1	65	51.75	1.90	\$1323
96" wide	T3696	36 x 96 x 1	65	54	2	\$1323
108" wide	T36108	36 x 108 x 1	65	58.25	2.25	\$1483

1" thick laminate tops for placement over back-to-back metal files. Coordinates with Global casegoods. Finish options are listed above.

• *Contact Global for pricing on special size tops.*



Lateral File Tops - Racetrack with 18" radius

96" wide	T3696R	36 x 96 x 1	60	71.50	2	\$1323
108" wide	T36108R	36 x 108 x 1	60	112	2.25	\$1483
120" wide	T36120R	36 x 120 x 1	60	123	2.50	\$1651

1" thick laminate tops for placement over metal files. Coordinates with Global casegoods. Finish options are listed above.

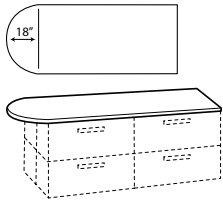
• *Contact Global for pricing on special size tops.*

Required Specifications

Laminate finish

L LATERAL FILES

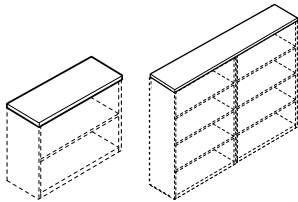
LATERAL FILE TOPS



Lateral File Tops - D-Top w/1/8" radius

	MODEL#	DIMENSIONS	FREIGHT CLASS WT/LBS.		CUBIC FT.	LIST PRICE
	D x W x H					
48" wide	T3648D	36 x 48 x 1	60	50	1	\$664
54" wide	T3654D	36 x 54 x 1	60	56	1.15	\$827
60" wide	T3660D	36 x 60 x 1	60	62	1.25	\$827
78" wide	T3678D	36 x 78 x 1	60	81	1.65	\$1157
90" wide	T3690D	36 x 90 x 1	60	94	1.90	\$1323
102" wide	T36102D	36 x 102 x 1	60	106.75	2.15	\$1651

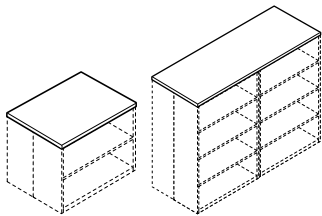
1" thick laminate tops for placement over metal files. Coordinates with Global casegoods. Finish options are listed above.
 • *Contact Global for pricing on special size tops.*



Laminate Tops for bookshelves

30" wide	T1330	13 x 30 x 1	60	11.50	.25	\$209
36" wide	T1336	13 x 36 x 1	60	13.75	.27	\$254
42" wide	T1342	13 x 42 x 1	60	15.75	.30	\$334
60" wide	T1360	13 x 60 x 1	60	20	.45	\$414
72" wide	T1372	13 x 72 x 1	60	24	.55	\$496
84" wide	T1384	13 x 84 x 1	60	28	.65	\$664

1" thick laminate tops for placement over metal bookshelves. Coordinates with Global casegoods. Finish options are listed above.
 • *Contact Global for pricing on special size tops.*



Laminate Tops for bookshelves

30" wide	T2630	26 x 30 x 1	60	22.50	.45	\$346
36" wide	T2636	26 x 36 x 1	60	27	.54	\$414
42" wide	T2642	26 x 42 x 1	60	31	.60	\$552
60" wide	T2660	26 x 60 x 1	60	45	.90	\$690
72" wide	T2672	26 x 72 x 1	60	54	1.10	\$827
84" wide	T2684	26 x 84 x 1	60	63	1.30	\$1102

1" thick laminate tops for placement over metal bookshelves. Coordinates with Global casegoods. Finish options are listed above.
 • *Contact Global for pricing on special size tops.*

Required Specifications

Laminate finish

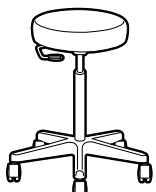
FILE BUDDY	MODEL#	DIMENSIONS	FREIGHT CLASS	WT/LBS.	CUBIC FT.	GRADE	LIST	GRADE	LIST
------------	--------	------------	---------------	---------	-----------	-------	------	-------	------



File Buddy Swivel Stool

D x W x H									
1105	14 x 14 x 18.5	125	19	2.90	1	\$418	7	\$602	
					2	\$447	8	\$680	
					3	\$468	9	\$714	
					4	\$502	10	\$784	
					5	\$546	11	\$881	
					6	\$570	12	\$1001	

5" pneumatic adjustable height stool from **16¼" to 21¼"**. Black, 5-legged, injection molded base. 14" diameter seat. C65 casters are standard. Shipped RTA (ready to assemble). COM Yardage: 0.75.



File Buddy Swivel Stool

1110	14 x 14 x 27.5	125	20	2.90	1	\$490	7	\$672	
					2	\$515	8	\$749	
					3	\$538	9	\$784	
					4	\$574	10	\$854	
					5	\$616	11	\$952	
					6	\$640	12	\$1073	

5" pneumatic adjustable height stool from **22¼" to 32¼"**. Black, 5-legged, injection molded base. 14" diameter seat. C65 casters are standard. Shipped RTA (ready to assemble). COM Yardage: 0.75.

Required Specifications

Fabric

GENERAL INFORMATION

- Comprehensive range of personal storage in a variety of sizes and configurations starting at:
 - 35"H single column widths up to 72"H triple column widths.
 - In widths of 12", 15", 18", 24", 30", 36", 42" depending on configuration
- Configurations include units with 1, 2, 3, 4, 6, 8, 9, 12 individual compartments depending on size.
- Lockers provide individual storage solutions for personal and work-related materials. Extensive range of configurations and aesthetic choices available to complement any space plan; in personal or shared workspaces, providing flexibility, convenience and security. Ideal for flex spaces and hybrid work schedules; can be used to help define space in an open area or a bank along a wall, or used as barriers between work areas and to help guide workplace foot traffic flow.
- Painted metal case with door front options available in painted metal or thermally fused laminate to add warmth and complement desking products or millwork.
- Multiple door pull options including integrated full metal pulls or applied pulls to match Global desking series to seamlessly integrate with any existing products to customize the overall aesthetic.
- Digital keyless lock options with keypad entry, programmable for "assigned" or single use "hotelling" applications. Be sure to specify master programming key and manager key(s) for each installation site.
- Inside access to leveling glides for ease of installation.
- Optional angle tops available to convert a standard flat top locker to one with a sloped top.
- Angle tops are 5" high and can be added to any Prime locker.
- Units ship fully assembled.

CONSTRUCTION SPECIFICATIONS

- Steel case construction of top and bottom, back and sides are 20 gauge flanged steel.
- Welded case is reinforced with 20 gauge steel horizontal and vertical channels to ensure strength.
- Steel doors are constructed of 22 gauge flanged steel and reinforced with 22 gauge steel vertical braces
- Full overlay hinged doors with 110° opening angle
- Laminate doors are thermally fused laminate with 1mm matching edge band.
- Two and three column lockers have vertical dividers constructed of double wall 20 gauge steel fastened to the base and top
- Meets applicable ANSI/BIFMA standards for optimum durability and performance.

Note: All 12", 15" or 18" wide lockers must be ganged to another locker or anchored to a fixed wall or adjacent cabinet for compliance with applicable ANSI/BIFMA X5.6 storage standards. Ganging instructions are available separately.

PRODUCT CODE BREAKDOWN

Example 1: **GUTSS** | 4 | 72 | S | 15 | L | P

GUTSS- indicates locker, single column

6th position # - indicates row count (horizontal division of column):

1 = single row (1 high)

2 = two rows (2 high)

3 = three rows (3 high)

4 = four rows (4 high)

7th and 8th position ## - indicates overall nominal height

S - indicates 18" overall depth

10th and 11th position ## - indicates overall width

L or **R** - indicates doors installed for left or right hand hinge.

Note: Handedness is determined by the location of the hinges on the door.

Last character indicates door front style:

P - full pull

M - flat metal front, handle style optional

L - laminate front, handle style optional

Example 2: **GUTDS** | F | 1 | 54 | S | 24 | L | M

Example 3: **GUTTS** | F | 4 | 72 | S | 36 | R | L

GUTDS - indicates locker, two column

GUTTS - indicates locker, three column

F - indicates freestanding, applicable to two and three column lockers

7th position # - indicates row count (horizontal division of columns)

1 = single row (1 high)

2 = two rows (2 high)

3 = three rows (3 high)

4 = four rows (4 high)

8th and 9th position ## - indicates overall height

S - indicates 18" overall depth

11th & 12th position ## - indicates overall width

L or **R** - indicates doors installed for left or right hand hinge.

Note: Handedness is determined by the location of the hinges on the door.

Last character indicates door front style:

P - full pull

M - flat metal front, handle style optional

L - laminate front, handle style optional

FINISH OPTIONS

- Specify finish for case and doors separately
- Metal case and doors are finished in an environmentally friendly electrostatically applied powder coat solution - a superior durable and lasting finish.
- Specify laminate finish for laminate fronts
- Specify handle for models ending in **M** (flat front metal) or **L** (laminate front)

Painted steel case and door finish options:

BGR Business Grey	MCH Mocha Textured
BKC Black Coffee Textured	MET Metro
BLK Black	MOS Moss
BNE Bone	NEV Nevada
BZD Blizzard Textured	NVY Navy
CHR Charcoal	OYS Oyster
CLT Claret	SDT Stonedust Textured
DCH Dark Chocolate Textured	SGR Storm Grey
DPT Desert Putty	SIL Silver
DWT Designer White	SKY Sky
FOG Fog	STN Stone
GRY Grey	TPE Taupe
LGR Light Grey	TSA Tahiti Sand
ICE Ice	TUN Tungsten (add 10% upcharge)
IVR Ivory	WIL Willow

Thermally fused laminate door front finish options:

ACJ Absolute Acajou	FCL First Class
ASN Asian Night	NBL Noce Biondo
AWC Avant Cherry	NGL Noce Grigio
AWH Avant Honey	NEL Noce Leggero
BLK Black	NML Noce Medio
BZD Blizzard	QTM Quartered Mahogany
BRC Brushed Cobalt	SBY Sheer Beauty
CMB Clear Maple	SOG Storm Grey
CGY Custom Grey	SDT Stonedust
DES Dark Espresso	WHE Walnut Heights
DWT Designer White	WHC White Chocolate
FAS Fashionista	WCR Winter Cherry

SPECIFICATION OPTIONS:


PULLS

For models ending in **P** (full pull):

- No handle option default
- Hasp lock for user supplied padlock is not optional
- Digital keyless entry, keypad style lock is not optional

For models ending in **M** (flat front metal) or **L** (laminate front):

- R** - Bar Handle, Black
- Q** - Bar Handle, Silver
- G** - Bridges Handle, Black
- P** - Bridges Handle, Optional
- B** - Bridges Handle, Standard
- O** - Crescent Handle, Black
- Z** - Dimpled Handle, Nickel
- X** - Flared Handle, Black
- W** - Flared Handle, Brass
- S** - Flared Handle, Silver
- U** - Square Edge Handle, Black
- V** - Square Edge Handle, Silver
- L** - Hasp Lock, no handle. **Add \$36** list upcharge per opening, lock will default to option KHS.
- K** - Digital Lock (includes handle) keypad entry with Assigned or Shared mode. **Add \$193** list upcharge per opening.



Note: Unless noted otherwise, handles are from the Zira Desking series

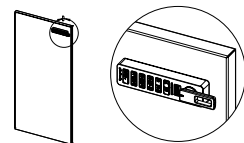
LOCKS

The following options are available for units with full pull or when applied pull is selected:

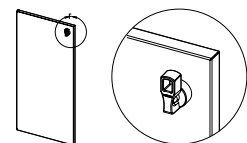
- NLK** - No lock
- KRM** - Key random
- KLP** - Key list provided, cores shipped separately

Notes:

- When K pull option is specified for digital lock, select lock option: **KDA** for assigned mode, **KDS** for shared mode
Lock position is the same as for cam lock (see page 38), hardware mounted horizontally. Be sure to specify Digilock program and manager keys separately (one program key and at least one manager key is required per install). Refer to page 55.
- For models ending in **P** (full pull), lock position is the same as for cam lock (see page 38) but within the full pull fold.
- For hasp lock (**L**) option, same position as Digilock option



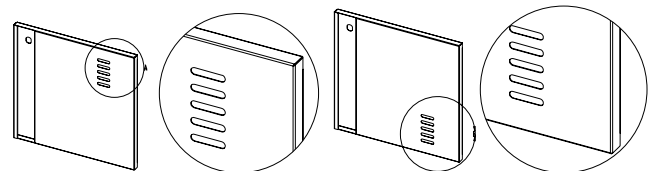
Digilock shown on left hand hinge door



Hasp lock shown on left hand hinge door

VENTILATION

- Only applicable for lockers with metal doors (models ending in **P** and **M**), no upcharge. Ventilation options are not available for products with laminate fronts.
- N** - None.
- U** - Upper position on door front
- L** - Lower position on door front
- B** - Both upper and lower positions on door front



Full pull door with vents on upper side Full pull door with vents on the lower side

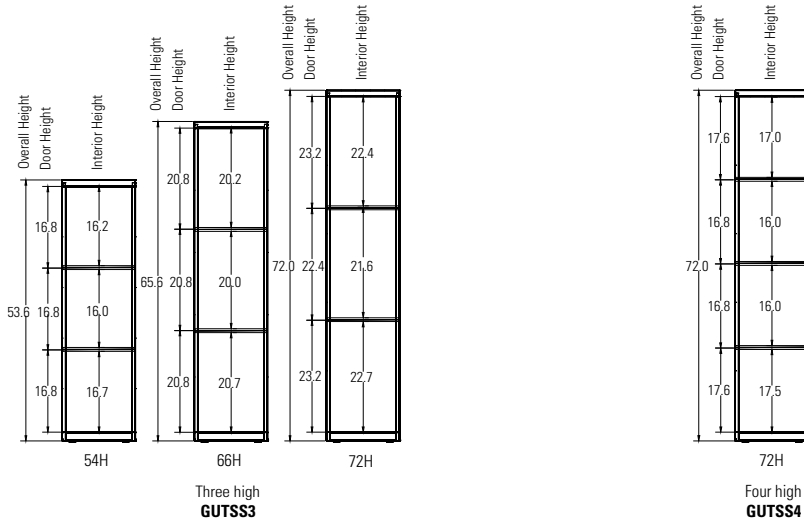
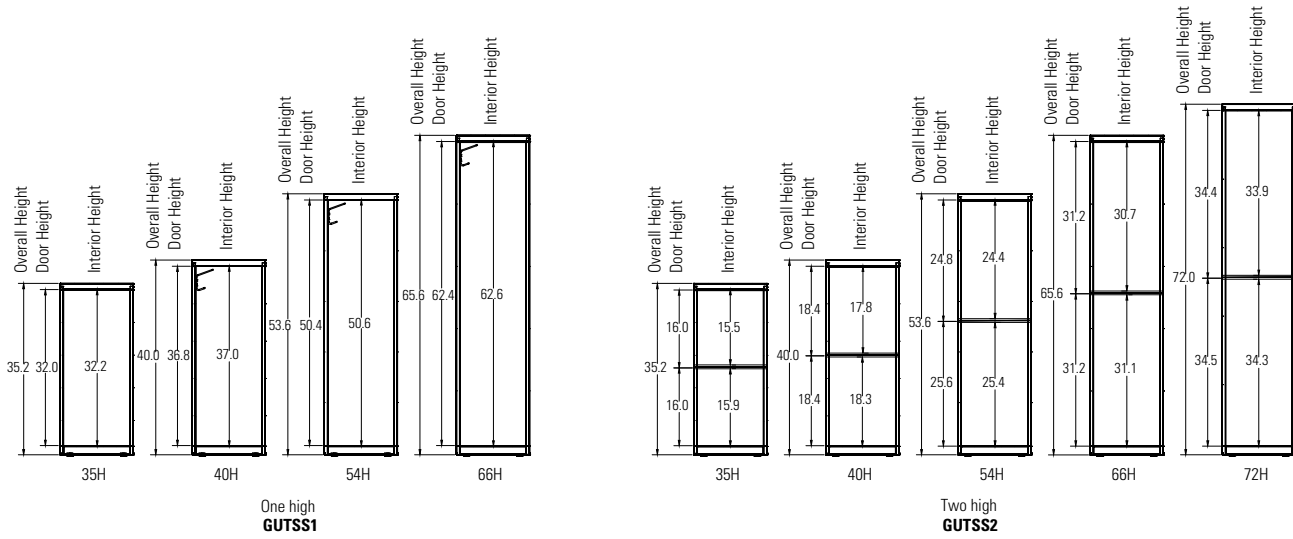
GANGING

- All **12", 15" or 18" wide lockers must be ganged** to another locker or anchored to a fixed wall or adjacent cabinet to be compliant with applicable ANSI/BIFMA X5.6 storage standards. Use a #8 or # 10 self-tapping screw, join units through the frame holes at the frame location where there is a double wall to ensure the screw tips are protected inside the frame. Self-tapping screws are to be provided by the Installation company.

L PRIME LOCKERS - NOTES

ELEVATION SPECIFICS

- Overall locker height (for single, double and triple column locker configurations)
- Door height per opening
- Interior dimensions per compartment



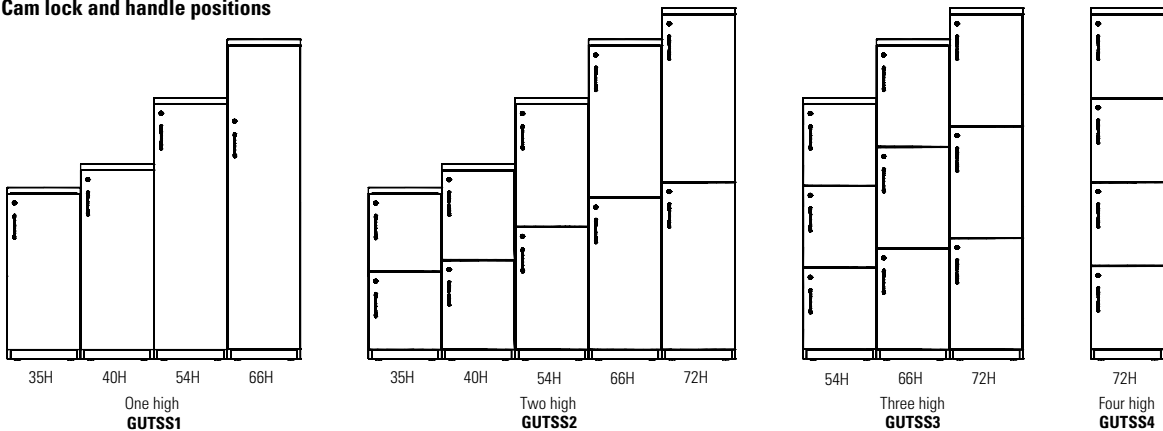
Inside column widths:

Single column
 GUTSS 12" - 10.5"
 GUTSS 15" - 13.5"
 GUTSS 18" - 16.5"

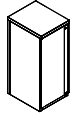
Double column
 GUTDS 24" - 10.5"
 GUTDS 30" - 13.5"
 GUTDS 36" - 16.5"

Triple column
 GUTTS 36" - 10.5"
 GUTTS 42" - 12.5"

Cam lock and handle positions



ONE HIGH - SINGLE COLUMN, SINGLE ROW **MODEL#** **DIMENSIONS** **FREIGHT CLASS** **WT/LBS.** **CUBIC FT.** **LIST PRICE**

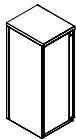


Full pull doors (P)
Left hand shown

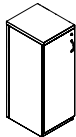


Flat front doors (M or L)
Left hand shown

One Column Locker, One Row - 35"H



Full pull doors (P)
Left hand shown



Flat front doors (M or L)
Left hand shown

One Column Locker, One Row - 40"H

D x W x H

Metal case with metal doors - full pull

GUTSS135S12LP / RP	18 x 12 x 35.2	125	42	5.6	\$1016
GUTSS135S15LP / RP	18 x 15 x 35.2	125	47.3	6.8	\$1077
GUTSS135S18LP / RP	18 x 18 x 35.2	125	52.5	8.1	\$1137

Metal case with metal doors - flat front

GUTSS135S12LM / RM	18 x 12 x 35.2	125	42	5.6	\$1016
GUTSS135S15LM / RM	18 x 15 x 35.2	125	47.3	6.8	\$1077
GUTSS135S18LM / RM	18 x 18 x 35.2	125	52	8.1	\$1137

Metal case with laminate doors

GUTSS135S12LL / RL	18 x 12 x 35.2	125	42	5.6	\$1092
GUTSS135S15LL / RL	18 x 15 x 35.2	125	47.3	6.8	\$1162
GUTSS135S18LL / RL	18 x 18 x 35.2	125	52.5	8.1	\$1231

- All units are handed, 2nd to last character of model number indicates hand (**L** for Left, **R** for Right)
- 12", 15" and 18" wide locker units to be ganged or anchored for compliance with ANSI/BIFMA X5.6 storage standards.

Metal case with metal doors - full pull

GUTSS140S12LP / RP	18 x 12 x 40.5	125	43.5	6.3	\$1070
GUTSS140S15LP / RP	18 x 15 x 40.5	125	48.5	7.7	\$1109
GUTSS140S18LP / RP	18 x 18 x 40.5	150	53.6	9.1	\$1157

Metal case with metal doors - flat front

GUTSS140S12LM / RM	18 x 12 x 40.5	125	43.5	6.3	\$1070
GUTSS140S15LM / RM	18 x 15 x 40.5	125	48.5	7.7	\$1109
GUTSS140S18LM / RM	18 x 18 x 40.5	150	53.6	9.1	\$1157

Metal case with laminate doors

GUTSS140S12LL / RL	18 x 12 x 40.5	125	43.5	6.3	\$1152
GUTSS140S15LL / RL	18 x 15 x 40.5	125	48.5	7.7	\$1187
GUTSS140S18LL / RL	18 x 18 x 40.5	150	53.6	9.1	\$1281

- All units are handed, 2nd to last character of model number indicates hand (**L** for Left, **R** for Right)
- 12", 15" and 18" wide locker units to be ganged or anchored for compliance with ANSI/BIFMA X5.6 storage standards.

Required Specifications

Case finish (paint)
Door front finish (paint or laminate)
Key/lock
Handle (M and L models only)

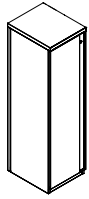
Optional Specifications

Ventilation (P and M models only)

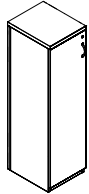
Refer to specification options on page 37 for applicable options and upcharges.

L PRIME LOCKERS

ONE HIGH - SINGLE COLUMN, SINGLE ROW

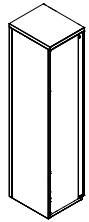


Full pull doors (P)
Left hand shown

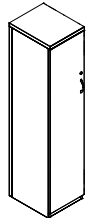


Flat front doors (M or L)
Left hand shown

One Column Locker, One Row - 54"H



Full pull doors (P)
Left hand shown



Flat front doors (M or L)
Left hand shown

One Column Locker, One Row - 66"H

MODEL#	DIMENSIONS	FREIGHT CLASS	WT/LBS.	CUBIC FT.	LIST PRICE
--------	------------	---------------	---------	-----------	------------

D x W x H

Metal case with metal doors - full pull

GUTSS154S12LP / RP	18 x 12 x 53.6	125	58	8.4	\$1238
GUTSS154S15LP / RP	18 x 15 x 53.6	125	64.8	10.3	\$1285
GUTSS154S18LP / RP	18 x 18 x 53.6	150	71.6	12.1	\$1348

Metal case with metal doors - flat front

GUTSS154S12LM / RM	18 x 12 x 53.6	125	58	8.4	\$1238
GUTSS154S15LM / RM	18 x 15 x 53.6	125	64.8	10.3	\$1285
GUTSS154S18LM / RM	18 x 18 x 53.6	150	71.6	12.1	\$1348

Metal case with laminate doors

GUTSS154S12LL / RL	18 x 12 x 53.6	125	58	8.4	\$1396
GUTSS154S15LL / RL	18 x 15 x 53.6	125	64.8	10.3	\$1449
GUTSS154S18LL / RL	18 x 18 x 53.6	150	71.6	12.1	\$1523

- All units are handed, 2nd to last character of model number indicates hand (**L** for Left, **R** for Right)
- 12", 15" and 18" wide locker units to be ganged or anchored for compliance with ANSI/BIFMA X5.6 storage standards.

Metal case with metal doors - full pull

GUTSS166S12LP / RP	18 x 12 x 65.6	125	71.5	10.2	\$1396
GUTSS166S15LP / RP	18 x 15 x 65.6	125	79.9	12.5	\$1448
GUTSS166S18LP / RP	18 x 18 x 65.6	150	88.2	14.8	\$1521

Metal case with metal doors - flat front

GUTSS166S12LM / RM	18 x 12 x 65.6	125	71.5	10.2	\$1396
GUTSS166S15LM / RM	18 x 15 x 65.6	125	79.9	12.5	\$1448
GUTSS166S18LM / RM	18 x 18 x 65.6	150	88.2	14.8	\$1521

Metal case with laminate doors

GUTSS166S12LL / RL	18 x 12 x 65.6	125	71.5	10.2	\$1535
GUTSS166S15LL / RL	18 x 15 x 65.6	125	79.9	12.5	\$1564
GUTSS166S18LL / RL	18 x 18 x 65.6	150	88.2	14.8	\$1670

- All units are handed, 2nd to last character of model number indicates hand (**L** for Left, **R** for Right)
- 12", 15" and 18" wide locker units to be ganged or anchored for compliance with ANSI/BIFMA X5.6 storage standards.

Required Specifications

Case finish (paint)
Door front finish (paint or laminate)
Key/lock
Handle (M and L models only)

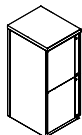
Optional Specifications

Ventilation (P and M models only)

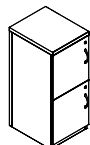
Refer to specification options on page 37 for applicable options and upcharges.

ONE COLUMN LOCKERS, TWO ROWS

MODEL# DIMENSIONS FREIGHT CLASS WT/LBS. CUBIC FT. LIST PRICE

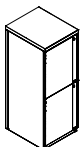


Full pull doors (P)
Left hand shown

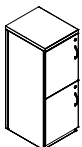


Flat front doors (M or L)
Left hand shown

One Column Locker, Two Rows - 35"H



Full pull doors (P)
Left hand shown



Flat front doors (M or L)
Left hand shown

One Column Locker, Two Rows - 40"H

**D x W x H
Metal case with metal doors - full pull**

GUTSS235S12LP / RP	18 x 12 x 35.2	125	38.8	5.6	\$1341
GUTSS235S15LP / RP	18 x 15 x 35.2	125	48.5	6.8	\$1413
GUTSS235S18LP / RP	18 x 18 x 35.2	125	53.8	8.1	\$1485

Metal case with metal doors - flat front

GUTSS235S12LM / RM	18 x 12 x 35.2	125	38.8	5.6	\$1341
GUTSS235S15LM / RM	18 x 15 x 35.2	125	48.5	6.8	\$1413
GUTSS235S18LM / RM	18 x 18 x 35.2	125	53.8	8.1	\$1485

Metal case with laminate doors

GUTSS235S12LL / RL	18 x 12 x 35.2	125	38.8	5.6	\$1421
GUTSS235S15LL / RL	18 x 15 x 35.2	125	48.5	6.8	\$1505
GUTSS235S18LL / RL	18 x 18 x 35.2	125	53.8	8.1	\$1588

- All units are handed, 2nd to last character of model number indicates hand (**L** for Left, **R** for Right)
- 12", 15" and 18" wide locker units to be ganged or anchored for compliance with ANSI/BIFMA X5.6 storage standards.

Metal case with metal doors - full pull

GUTSS240S12LP / RP	18 x 12 x 40.5	125	42.4	6.3	\$1381
GUTSS240S15LP / RP	18 x 15 x 40.5	125	53	7.7	\$1457
GUTSS240S18LP / RP	18 x 18 x 40.5	125	58.7	9.1	\$1532

Metal case with metal doors - flat front

GUTSS240S12LM / RM	18 x 12 x 40.5	125	42.4	6.3	\$1381
GUTSS240S15LM / RM	18 x 15 x 40.5	125	53	7.7	\$1457
GUTSS240S18LM / RM	18 x 18 x 40.5	125	58.7	9.1	\$1532

Metal case with laminate doors

GUTSS240S12LL / RL	18 x 12 x 40.5	125	42.4	6.3	\$1470
GUTSS240S15LL / RL	18 x 15 x 40.5	125	53	7.7	\$1558
GUTSS240S18LL / RL	18 x 18 x 40.5	125	58.7	9.1	\$1646

- All units are handed, 2nd to last character of model number indicates hand (**L** for Left, **R** for Right)
- 12", 15" and 18" wide locker units to be ganged or anchored for compliance with ANSI/BIFMA X5.6 storage standards.

Required Specifications

Case finish (paint)
Door front finish (paint or laminate)
Key/lock
Handle (M and L models only)

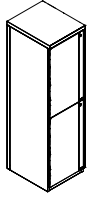
Optional Specifications

Ventilation (P and M models only)

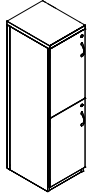
Refer to specification options on page 37 for applicable options and upcharges.

L PRIME LOCKERS

ONE COLUMN LOCKERS, TWO ROWS

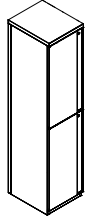


Full pull doors (P)
Left hand shown

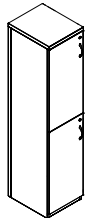


Flat front doors (M or L)
Left hand shown

One Column Locker, Two Rows - 54"H



Full pull doors (P)
Left hand shown



Flat front doors (M or L)
Left hand shown

One Column Locker, Two Rows - 66"H

MODEL#	DIMENSIONS	FREIGHT CLASS	WT/LBS.	CUBIC FT.	LIST PRICE
--------	------------	---------------	---------	-----------	------------

D x W x H

Metal case with metal doors - full pull

GUTSS254S12LP / RP	18 x 12 x 53.6	125	58.4	8.4	\$1481
GUTSS254S15LP / RP	18 x 15 x 53.6	125	73	10.3	\$1564
GUTSS254S18LP / RP	18 x 18 x 53.6	125	81	12.1	\$1644

Metal case with metal doors - flat front

GUTSS254S12LM / RM	18 x 12 x 53.6	125	58.4	8.4	\$1481
GUTSS254S15LM / RM	18 x 15 x 53.6	125	73	10.3	\$1564
GUTSS254S18LM / RM	18 x 18 x 53.6	125	81	12.1	\$1644

Metal case with laminate doors

GUTSS254S12LL / RL	18 x 12 x 53.6	125	58.4	8.4	\$1592
GUTSS254S15LL / RL	18 x 15 x 53.6	125	73	10.3	\$1691
GUTSS254S18LL / RL	18 x 18 x 53.6	125	81	12.1	\$1794

- All units are handed, 2nd to last character of model number indicates hand (**L** for Left, **R** for Right)
- 12", 15" and 18" wide locker units to be ganged or anchored for compliance with ANSI/BIFMA X5.6 storage standards.

Metal case with metal doors - full pull

GUTSS266S12LP / RP	18 x 12 x 65.6	125	67.3	10.2	\$1620
GUTSS266S15LP / RP	18 x 15 x 65.6	125	84.1	12.5	\$1688
GUTSS266S18LP / RP	18 x 18 x 65.6	125	93.1	14.8	\$1754

Metal case with metal doors - flat front

GUTSS266S12LM / RM	18 x 12 x 65.6	125	67.3	10.2	\$1620
GUTSS266S15LM / RM	18 x 15 x 65.6	125	84.1	12.5	\$1688
GUTSS266S18LM / RM	18 x 18 x 65.6	125	93.1	14.8	\$1754

Metal case with laminate doors

GUTSS266S12LL / RL	18 x 12 x 65.6	125	71	11.3	\$1804
GUTSS266S15LL / RL	18 x 15 x 65.6	125	88.7	13.8	\$1840
GUTSS266S18LL / RL	18 x 18 x 65.6	125	98.1	16.3	\$1866

- All units are handed, 2nd to last character of model number indicates hand (**L** for Left, **R** for Right)
- 12", 15" and 18" wide locker units to be ganged or anchored for compliance with ANSI/BIFMA X5.6 storage standards.

Required Specifications

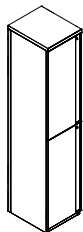
Case finish (paint)
Door front finish (paint or laminate)
Key/lock
Handle (M and L models only)

Optional Specifications

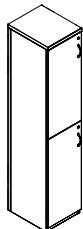
Ventilation (P and M models only)

Refer to specification options on page 37 for applicable options and upcharges.

ONE COLUMN LOCKERS, TWO ROWS



Full pull doors (P)
Left hand shown



Flat front doors (M or L)
Left hand shown

One Column Locker, Two Rows - 72"H

MODEL# DIMENSIONS FREIGHT CLASS WT/LBS. CUBIC FT. LIST PRICE

D x W x H

Metal case with metal doors - full pull

GUTSS272S12LP / RP	18 x 12 x 72	125	76	12.3	\$1640
GUTSS272S15LP / RP	18 x 15 x 72	125	94.9	15.1	\$1732
GUTSS272S18LP / RP	18 x 18 x 72	150	104.8	17.8	\$1824

Metal case with metal doors - flat front

GUTSS272S12LM / RM	18 x 12 x 72	125	67.3	10.2	\$1640
GUTSS272S15LM / RM	18 x 15 x 72	125	67.3	10.2	\$1732
GUTSS272S18LM / RM	18 x 18 x 72	125	67.3	10.2	\$1824

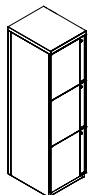
Metal case with laminate doors

GUTSS272S12LL / RL	18 x 12 x 72	125	72	11.2	\$1790
GUTSS272S15LL / RL	18 x 15 x 72	125	90	13.7	\$1905
GUTSS272S18LL / RL	18 x 18 x 72	125	99.6	16.2	\$2019

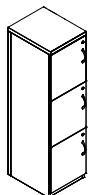
- All units are handed, 2nd to last character of model number indicates hand (**L** for Left, **R** for Right)
- 12", 15" and 18" wide locker units to be ganged or anchored for compliance with ANSI/BIFMA X5.6 storage standards.

ONE COLUMN LOCKERS, THREE ROWS

MODEL# DIMENSIONS FREIGHT CLASS WT/LBS. CUBIC FT. LIST PRICE



Full pull doors (P)
Left hand shown



Flat front doors (M or L)
Left hand shown

One Column Locker, Three Rows - 54"H

Metal case with metal doors - full pull

GUTSS354S12LP / RP	18 x 12 x 53.6	125	56.3	8.4	\$1700
GUTSS354S15LP / RP	18 x 15 x 53.6	125	70.4	10.3	\$1776
GUTSS354S18LP / RP	18 x 18 x 53.6	125	77.9	12.1	\$1867

Metal case with metal doors - flat front

GUTSS354S12LM / RM	18 x 12 x 53.6	125	56.3	8.4	\$1700
GUTSS354S15LM / RM	18 x 15 x 53.6	125	70.4	10.3	\$1776
GUTSS354S18LM / RM	18 x 18 x 53.6	125	77.9	12.1	\$1867

Metal case with laminate doors

GUTSS354S12LL / RL	18 x 12 x 53.6	125	56.3	8.4	\$1903
GUTSS354S15LL / RL	18 x 15 x 53.6	125	70.4	10.3	\$1973
GUTSS354S18LL / RL	18 x 18 x 53.6	125	77.9	12.1	\$2092

- All units are handed, 2nd to last character of model number indicates hand (**L** for Left, **R** for Right)
- 12", 15" and 18" wide locker units to be ganged or anchored for compliance with ANSI/BIFMA X5.6 storage standards.

Required Specifications

Case finish (paint)
Door front finish (paint or laminate)
Key/lock
Handle (M and L models only)

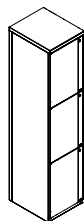
Optional Specifications

Ventilation (P and M models only)

Refer to specification options on page 37 for applicable options and upcharges.

L PRIME LOCKERS

ONE COLUMN LOCKERS, THREE ROWS

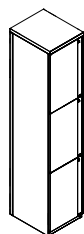


Full pull doors (P)
Left hand shown

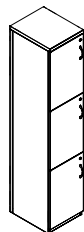


Flat front doors (M or L)
Left hand shown

One Column Locker, Three Rows - 66"H



Full pull doors (P)
Left hand shown



Flat front doors (M or L)
Left hand shown

One Column Locker, Three Rows - 72"H

MODEL#	DIMENSIONS	FREIGHT CLASS	WT/LBS.	CUBIC FT.	LIST PRICE
--------	------------	---------------	---------	-----------	------------

D x W x H

Metal case with metal doors - full pull

GUTSS366S12LP / RP	18 x 12 x 65.6	125	65.2	10.2	\$1815
GUTSS366S15LP / RP	18 x 15 x 65.6	125	81.5	12.5	\$1914
GUTSS366S18LP / RP	18 x 18 x 65.6	125	90	14.8	\$1990

Metal case with metal doors - flat front

GUTSS366S12LM / RM	18 x 12 x 65.6	125	65.2	10.2	\$1815
GUTSS366S15LM / RM	18 x 15 x 65.6	125	81.5	12.5	\$1914
GUTSS366S18LM / RM	18 x 18 x 65.6	125	90	14.8	\$1990

Metal case with laminate doors

GUTSS366S12LL / RL	18 x 12 x 65.6	125	65.2	10.2	\$2012
GUTSS366S15LL / RL	18 x 15 x 65.6	125	81.5	12.5	\$2138
GUTSS366S18LL / RL	18 x 18 x 65.6	125	90	14.8	\$2183

- All units are handed, 2nd to last character of model number indicates hand (**L** for Left, **R** for Right)
- 12", 15" and 18" wide locker units to be ganged or anchored for compliance with ANSI/BIFMA X5.6 storage standards.

Metal case with metal doors - full pull

GUTSS372S12LP / RP	18 x 12 x 72	125	75.9	11.2	\$1882
GUTSS372S15LP / RP	18 x 15 x 72	125	94.8	13.7	\$1985
GUTSS372S18LP / RP	18 x 18 x 72	125	105.1	16.2	\$2087

Metal case with metal doors - flat front

GUTSS372S12LM / RM	18 x 12 x 72	125	75.9	11.2	\$1882
GUTSS372S15LM / RM	18 x 15 x 72	125	94.8	13.7	\$1985
GUTSS372S18LM / RM	18 x 18 x 72	125	105.1	16.2	\$2087

Metal case with laminate doors

GUTSS372S12LL / RL	18 x 12 x 72	125	75.9	11.2	\$2092
GUTSS372S15LL / RL	18 x 15 x 72	125	94.8	13.7	\$2223
GUTSS372S18LL / RL	18 x 18 x 72	125	105.1	16.2	\$2354

- All units are handed, 2nd to last character of model number indicates hand (**L** for Left, **R** for Right)
- 12", 15" and 18" wide locker units to be ganged or anchored for compliance with ANSI/BIFMA X5.6 storage standards.

Required Specifications

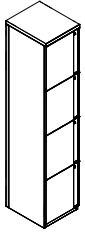
Case finish (paint)
Door front finish (paint or laminate)
Key/lock
Handle (M and L models only)

Optional Specifications

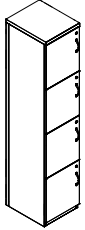
Ventilation (P and M models only)

Refer to specification options on page 37 for applicable options and upcharges.

ONE COLUMN LOCKERS, FOUR ROWS



Full pull doors (P)
Left hand shown



Flat front doors (M or L)
Left hand shown

One Column Locker, Four Rows - 72"H

MODEL# DIMENSIONS FREIGHT CLASS WT/LBS. CUBIC FT. LIST PRICE

D x W x H

Metal case with metal doors - full pull

GUTSS472S12LP / RP	18 x 12 x 72	125	73.8	11.2	\$2382
GUTSS472S15LP / RP	18 x 15 x 72	125	92.3	13.7	\$2513
GUTSS472S18LP / RP	18 x 18 x 72	125	102	16.2	\$2644

Metal case with metal doors - flat front

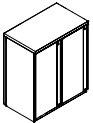
GUTSS472S12LM / RM	18 x 12 x 72	125	73.8	11.2	\$2382
GUTSS472S15LM / RM	18 x 15 x 72	125	92.3	13.7	\$2513
GUTSS472S18LM / RM	18 x 18 x 72	125	102	16.2	\$2644

Metal case with laminate doors

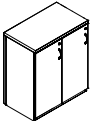
GUTSS472S12LL / RL	18 x 12 x 72	125	73.8	11.2	\$2708
GUTSS472S15LL / RL	18 x 15 x 72	125	92.3	13.7	\$2873
GUTSS472S18LL / RL	18 x 18 x 72	125	102	16.2	\$3038

- All units are handed, 2nd to last character of model number indicates hand (**L** for Left, **R** for Right)
- 12", 15" and 18" wide locker units to be ganged or anchored for compliance with ANSI/BIFMA X5.6 storage standards.

TWO COLUMN LOCKERS, ONE ROW



Full pull doors (P)
Left hand shown



Flat front doors (M or L)
Left hand shown

Two Column Locker, One Row - 35"H

MODEL# DIMENSIONS FREIGHT CLASS WT/LBS. CUBIC FT. LIST PRICE

Metal case with metal doors - full pull

GUTDSF135S24LP / RP	18 x 24 x 35.2	125	73.8	10.6	\$1684
GUTDSF135S30LP / RP	18 x 30 x 35.2	125	89.1	13	\$1777
GUTDSF135S36LP / RP	18 x 36 x 35.2	125	99.9	15.5	\$1869

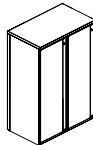
Metal case with metal doors - flat front

GUTDSF135S24LM / RM	18 x 24 x 35.2	125	78.3	10.6	\$1684
GUTDSF135S30LM / RM	18 x 30 x 35.2	125	89.1	13	\$1777
GUTDSF135S36LM / RM	18 x 36 x 35.2	125	99.9	15.5	\$1869

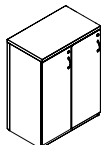
Metal case with laminate doors

GUTDSF135S24LL / RL	18 x 24 x 35.2	125	78.3	10.6	\$1814
GUTDSF135S30LL / RL	18 x 30 x 35.2	125	89.1	13	\$1926
GUTDSF135S36LL / RL	18 x 36 x 35.2	125	99.9	15.5	\$2047

- All units are handed, 2nd to last character of model number indicates hand (**L** for Left, **R** for Right)



Full pull doors (P)
Left hand shown



Flat front doors (M or L)
Left hand shown

Two Column Locker, One Row - 40"H

Metal case with metal doors - full pull

GUTDSF140S24LP / RP	18 x 24 x 40	125	80.5	11.9	\$1737
GUTDSF140S30LP / RP	18 x 30 x 40	125	90.9	14.8	\$1831
GUTDSF140S36LP / RP	18 x 36 x 40	150	101.3	17.6	\$1926

Metal case with metal doors - flat front

GUTDSF140S24LM / RM	18 x 24 x 40	125	80.5	11.9	\$1737
GUTDSF140S30LM / RM	18 x 30 x 40	125	90.9	14.8	\$1831
GUTDSF140S36LM / RM	18 x 36 x 40	150	101.3	17.6	\$1926

Metal case with laminate doors

GUTDSF140S24LL / RL	18 x 24 x 40	125	80.5	11.9	\$1903
GUTDSF140S30LL / RL	18 x 30 x 40	125	90.9	14.8	\$1990
GUTDSF140S36LL / RL	18 x 36 x 40	150	101.3	17.6	\$2130

- All units are handed, 2nd to last character of model number indicates hand (**L** for Left, **R** for Right)

Required Specifications

- Case finish (paint)
- Door front finish (paint or laminate)
- Key/lock
- Handle (M and L models only)

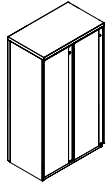
Optional Specifications

- Ventilation (P and M models only)

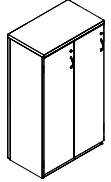
Refer to specification options on page 37 for applicable options and upcharges.

L PRIME LOCKERS

TWO COLUMN LOCKERS, ONE ROW

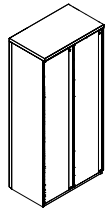


Full pull doors (P)
Left hand shown

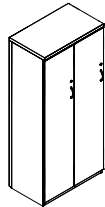


Flat front doors (M or L)
Left hand shown

Two Column Locker, One Row - 54"H



Full pull doors (P)
Left hand shown



Flat front doors (M or L)
Left hand shown

Two Column Locker, One Row - 66"H

MODEL#	DIMENSIONS	FREIGHT CLASS	WT/LBS.	CUBIC FT.	LIST PRICE
--------	------------	---------------	---------	-----------	------------

D x W x H

Metal case with metal doors - full pull

GUTDSF154S24LP / RP	18 x 24 x 53.6	125	107.3	15.9	\$1865
GUTDSF154S30LP / RP	18 x 30 x 53.6	125	121.1	19.6	\$1966
GUTDSF154S36LP / RP	18 x 36 x 53.6	150	135	23.3	\$2067

Metal case with metal doors - flat front

GUTDSF154S24LM / RM	18 x 24 x 53.6	125	107.3	15.9	\$1865
GUTDSF154S30LM / RM	18 x 30 x 53.6	125	121.1	19.6	\$1966
GUTDSF154S36LM / RM	18 x 36 x 53.6	150	135	23.3	\$2067

Metal case with laminate doors

GUTDSF154S24LL / RL	18 x 24 x 53.6	125	107.3	15.9	\$2067
GUTDSF154S30LL / RL	18 x 30 x 53.6	125	121.1	19.6	\$2204
GUTDSF154S36LL / RL	18 x 36 x 53.6	150	135	23.3	\$2345

- All units are handed, 2nd to last character of model number indicates hand (**L** for Left, **R** for Right)

Metal case with metal doors - full pull

GUTDSF166S24LP / RP	18 x 24 x 65.6	125	132	19.3	\$2014
GUTDSF166S30LP / RP	18 x 30 x 65.6	125	149.1	23.9	\$2120
GUTDSF166S36LP / RP	18 x 36 x 65.6	150	166.1	28.4	\$2230

Metal case with metal doors - flat front

GUTDSF166S24LM / RM	18 x 24 x 65.6	125	132	19.3	\$2014
GUTDSF166S30LM / RM	18 x 30 x 65.6	125	149.1	23.9	\$2120
GUTDSF166S36LM / RM	18 x 36 x 65.6	150	166.1	28.4	\$2230

Metal case with laminate doors

GUTDSF166S24LL / RL	18 x 24 x 65.6	125	132	19.3	\$2262
GUTDSF166S30LL / RL	18 x 30 x 65.6	125	149.1	23.9	\$2416
GUTDSF166S36LL / RL	18 x 36 x 65.6	150	166.1	28.4	\$2574

- All units are handed, 2nd to last character of model number indicates hand (**L** for Left, **R** for Right)

Required Specifications

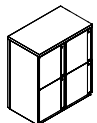
Case finish (paint)
Door front finish (paint or laminate)
Key/lock
Handle (M and L models only)

Optional Specifications

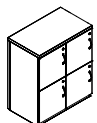
Ventilation (P and M models only)

Refer to specification options on page 37 for applicable options and upcharges.

TWO COLUMN LOCKERS, TWO ROWS

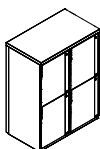


Full pull doors (P)
Left hand shown

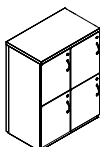


Flat front doors (M or L)
Left hand shown

Two Column Locker, Two Rows - 35"H

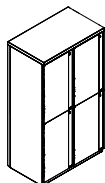


Full pull doors (P)
Left hand shown

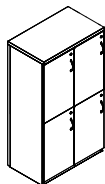


Flat front doors (M or L)
Left hand shown

Two Column Locker, Two Rows - 40"H



Full pull doors (P)
Left hand shown



Flat front doors (M or L)
Left hand shown

Two Column Locker, Two Rows - 54"H

MODEL# DIMENSIONS FREIGHT CLASS WT./LBS. CUBIC FT. LIST PRICE

D x W x H

Metal case with metal doors - full pull

GUTDSF235S24LP / RP	18 x 24 x 35.2	125	80.1	10.6	\$2072
GUTDSF235S30LP / RP	18 x 30 x 35.2	125	91.1	13	\$2178
GUTDSF235S36LP / RP	18 x 36 x 35.2	125	102.1	15.5	\$2294

Metal case with metal doors - flat front

GUTDSF235S24LM / RM	18 x 24 x 35.2	125	80.1	10.6	\$2072
GUTDSF235S30LM / RM	18 x 30 x 35.2	125	91.1	13	\$2178
GUTDSF235S36LM / RM	18 x 36 x 35.2	125	102.1	15.5	\$2294

Metal case with laminate doors

GUTDSF235S24LL / RL	18 x 24 x 35.2	125	80.1	10.6	\$2434
GUTDSF235S30LL / RL	18 x 30 x 35.2	125	91.1	13	\$2583
GUTDSF235S36LL / RL	18 x 36 x 35.2	125	102.1	15.5	\$2737

- All units are handed, 2nd to last character of model number indicates hand (**L** for Left, **R** for Right)

Metal case with metal doors - full pull

GUTDSF240S24LP / RP	18 x 24 x 40	125	87.6	11.9	\$2205
GUTDSF240S30LP / RP	18 x 30 x 40	125	99.4	14.8	\$2301
GUTDSF240S36LP / RP	18 x 36 x 40	125	111.1	17.6	\$2363

Metal case with metal doors - flat front

GUTDSF240S24LM / RM	18 x 24 x 40	125	87.6	11.9	\$2205
GUTDSF240S30LM / RM	18 x 30 x 40	125	99.4	14.8	\$2301
GUTDSF240S36LM / RM	18 x 36 x 40	125	111.1	17.6	\$2363

Metal case with laminate doors

GUTDSF240S24LL / RL	18 x 24 x 40	125	87.6	11.9	\$2529
GUTDSF240S30LL / RL	18 x 30 x 40	125	99.4	14.8	\$2700
GUTDSF240S36LL / RL	18 x 36 x 40	125	111.1	17.6	\$2839

- All units are handed, 2nd to last character of model number indicates hand (**L** for Left, **R** for Right)

Metal case with metal doors - full pull

GUTDSF254S24LP / RP	18 x 24 x 53.6	125	119.9	15.9	\$2289
GUTDSF254S30LP / RP	18 x 30 x 53.6	125	136.3	19.6	\$2414
GUTDSF254S36LP / RP	18 x 36 x 53.6	125	152.7	23.3	\$2538

Metal case with metal doors - flat front

GUTDSF254S24LM / RM	18 x 24 x 53.6	125	119.9	15.9	\$2289
GUTDSF254S30LM / RM	18 x 30 x 53.6	125	136.3	19.6	\$2414
GUTDSF254S36LM / RM	18 x 36 x 53.6	125	152.7	23.3	\$2538

Metal case with laminate doors

GUTDSF254S24LL / RL	18 x 24 x 53.6	125	119.9	15.9	\$2751
GUTDSF254S30LL / RL	18 x 30 x 53.6	125	136.3	19.6	\$2928
GUTDSF254S36LL / RL	18 x 36 x 53.6	125	152.7	23.3	\$3110

- All units are handed, 2nd to last character of model number indicates hand (**L** for Left, **R** for Right)

Required Specifications

Case finish (paint)
Door front finish (paint or laminate)
Key/lock
Handle (M and L models only)

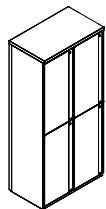
Optional Specifications

Ventilation (P and M models only)

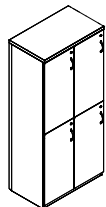
Refer to specification options on page 37 for applicable options and upcharges.

L PRIME LOCKERS

TWO COLUMN LOCKERS, TWO ROWS

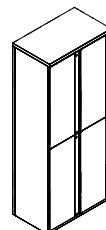


Full pull doors (P)
Left hand shown

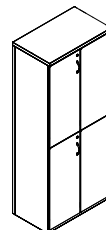


Flat front doors (M or L)
Left hand shown

Two Column Locker, Two Rows - 66"H



Full pull doors (P)
Left hand shown



Flat front doors (M or L)
Left hand shown

Two Column Locker, Two Rows - 72"H

MODEL#	DIMENSIONS	FREIGHT CLASS	WT/LBS.	CUBIC FT.	LIST PRICE
--------	------------	---------------	---------	-----------	------------

D x W x H

Metal case with metal doors - full pull

GUTDSF266S24LP / RP	18 x 24 x 65.6	125	138.6	19.3	\$2291
GUTDSF266S30LP / RP	18 x 30 x 65.6	125	157	23.9	\$2603
GUTDSF266S36LP / RP	18 x 36 x 65.6	125	175.4	28.4	\$3022

Metal case with metal doors - flat front

GUTDSF266S24LM / RM	18 x 24 x 65.6	125	138.6	19.3	\$2723
GUTDSF266S30LM / RM	18 x 30 x 65.6	125	157	23.9	\$2603
GUTDSF266S36LM / RM	18 x 36 x 65.6	125	175.4	28.4	\$3022

Metal case with laminate doors

GUTDSF266S24LL / RL	18 x 24 x 65.6	125	138.6	19.3	\$2659
GUTDSF266S30LL / RL	18 x 30 x 65.6	125	157	23.9	\$3189
GUTDSF266S36LL / RL	18 x 36 x 65.6	125	175.4	28.4	\$3243

- All units are handed, 2nd to last character of model number indicates hand (**L** for Left, **R** for Right)

Metal case with metal doors - full pull

GUTDSF272S24LP / RP	18 x 24 x 72	125	148.6	21.2	\$2534
GUTDSF272S30LP / RP	18 x 30 x 72	125	168.1	26.1	\$2668
GUTDSF272S36LP / RP	18 x 36 x 72	125	187.5	31.1	\$2806

Metal case with metal doors - flat front

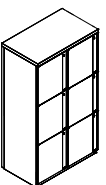
GUTDSF272S24LM / RM	18 x 24 x 72	125	148.6	21.2	\$2534
GUTDSF272S30LM / RM	18 x 30 x 72	125	168.1	26.1	\$2668
GUTDSF272S36LM / RM	18 x 36 x 72	125	187.5	31.1	\$2806

Metal case with laminate doors

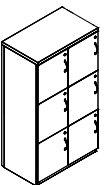
GUTDSF272S24LL / RL	18 x 24 x 72	125	148.6	21.2	\$3082
GUTDSF272S30LL / RL	18 x 30 x 72	125	168.1	26.1	\$3282
GUTDSF272S36LL / RL	18 x 36 x 72	125	187.5	31.1	\$3496

- All units are handed, 2nd to last character of model number indicates hand (**L** for Left, **R** for Right)

TWO COLUMN LOCKERS, THREE ROWS



Full pull doors (P)
Left hand shown



Flat front doors (M or L)
Left hand shown

Two Column Locker, Three Rows - 54"H

MODEL#	DIMENSIONS	FREIGHT CLASS	WT/LBS.	CUBIC FT.	LIST PRICE
--------	------------	---------------	---------	-----------	------------

Metal case with metal doors - full pull

GUTDSF354S24LP / RP	18 x 24 x 53.6	125	107.5	14.2	\$2937
GUTDSF354S30LP / RP	18 x 30 x 53.6	125	121.9	17.6	\$3090
GUTDSF354S36LP / RP	18 x 36 x 53.6	125	136.3	20.9	\$3254

Metal case with metal doors - flat front

GUTDSF354S24LM / RM	18 x 24 x 53.6	125	116.3	15.9	\$2937
GUTDSF354S30LM / RM	18 x 30 x 53.6	125	131.6	19.6	\$3090
GUTDSF354S36LM / RM	18 x 36 x 53.6	125	146.9	23.3	\$3254

Metal case with laminate doors

GUTDSF354S24LL / RL	18 x 24 x 53.6	125	116.3	15.9	\$3346
GUTDSF354S30LL / RL	18 x 30 x 53.6	125	131.6	19.6	\$3461
GUTDSF354S36LL / RL	18 x 36 x 53.6	125	146.9	23.3	\$3676

- All units are handed, 2nd to last character of model number indicates hand (**L** for Left, **R** for Right)

Required Specifications

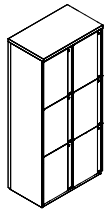
Case finish (paint)
Door front finish (paint or laminate)
Key/lock
Handle (M and L models only)

Optional Specifications

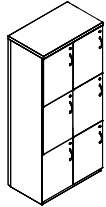
Ventilation (P and M models only)

Refer to specification options on page 37 for applicable options and upcharges.

TWO COLUMN LOCKERS, THREE ROWS

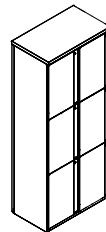


Full pull doors (P)
Left hand shown

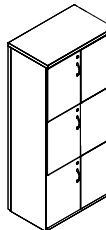


Flat front doors (M or L)
Left hand shown

Two Column Locker, Three Rows - 66"H



Full pull doors (P)
Left hand shown



Flat front doors (M or L)
Left hand shown

Two Column Locker, Three Rows - 72"H

MODEL# DIMENSIONS FREIGHT CLASS WT/LBS. CUBIC FT. LIST PRICE

D x W x H

Metal case with metal doors - full pull

GUTDSF366S24LP / RP	18 x 24 x 65.6	125	135	19.3	\$3167
GUTDSF366S30LP / RP	18 x 30 x 65.6	125	152.4	23.9	\$3337
GUTDSF366S36LP / RP	18 x 36 x 65.6	150	169.6	28.4	\$3505

Metal case with metal doors - flat front

GUTDSF366S24LM / RM	18 x 24 x 65.6	125	135	19.3	\$3167
GUTDSF366S30LM / RM	18 x 30 x 65.6	125	152.4	23.9	\$3337
GUTDSF366S36LM / RM	18 x 36 x 65.6	150	169.6	28.4	\$3505

Metal case with laminate doors

GUTDSF366S24LL / RL	18 x 24 x 65.6	125	135	19.3	\$3537
GUTDSF366S30LL / RL	18 x 30 x 65.6	125	152.4	23.9	\$3762
GUTDSF366S36LL / RL	18 x 36 x 65.6	150	169.6	28.4	\$3891

- All units are handed, 2nd to last character of model number indicates hand (**L** for Left, **R** for Right)

Metal case with metal doors - full pull

GUTDSF372S24LP / RP	18 x 24 x 72	125	161.4	21.2	\$3285
GUTDSF372S30LP / RP	18 x 30 x 72	125	182.2	26.1	\$3455
GUTDSF372S36LP / RP	18 x 36 x 72	125	203	31.1	\$3635

Metal case with metal doors - flat front

GUTDSF372S24LM / RM	18 x 24 x 72	125	161.4	21.2	\$3285
GUTDSF372S30LM / RM	18 x 30 x 72	125	182.2	26.1	\$3455
GUTDSF372S36LM / RM	18 x 36 x 72	125	203	31.1	\$3635

Metal case with laminate doors

GUTDSF372S24LL / RL	18 x 24 x 72	125	161.4	21.2	\$3676
GUTDSF372S30LL / RL	18 x 30 x 72	125	182.2	26.1	\$3914
GUTDSF372S36LL / RL	18 x 36 x 72	125	203	31.1	\$4152

- All units are handed, 2nd to last character of model number indicates hand (**L** for Left, **R** for Right)

Required Specifications

Case finish (paint)
Door front finish (paint or laminate)
Key/lock
Handle (M and L models only)

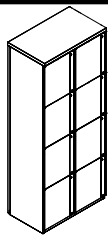
Optional Specifications

Ventilation (P and M models only)

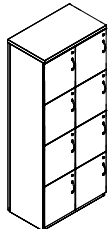
Refer to specification options on page 37 for applicable options and upcharges.

L PRIME LOCKERS

TWO COLUMN LOCKERS, FOUR ROWS



Full pull doors (P)
Left hand shown



Flat front doors (M or L)
Left hand shown

Two Column Locker, Four Rows - 72"H

MODEL#	DIMENSIONS	FREIGHT CLASS	WT/LBS.	CUBIC FT.	LIST PRICE
--------	------------	---------------	---------	-----------	------------

D x W x H

Metal case with metal doors - full pull

GUTDSF472S24LP / RP	18 x 24 x 72	125	151.6	21.2	\$3775
GUTDSF472S30LP / RP	18 x 30 x 72	125	171.3	26.1	\$3975
GUTDSF472S36LP / RP	18 x 36 x 72	125	191	31.1	\$4175

Metal case with metal doors - flat front

GUTDSF472S24LM / RM	18 x 24 x 72	125	151.6	21.2	\$3775
GUTDSF472S30LM / RM	18 x 30 x 72	125	171.3	26.1	\$3975
GUTDSF472S36LM / RM	18 x 36 x 72	125	191	31.1	\$4175

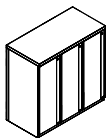
Metal case with laminate doors

GUTDSF472S24LL / RL	18 x 24 x 72	125	151.6	21.2	\$4354
GUTDSF472S30LL / RL	18 x 30 x 72	125	171.3	26.1	\$4636
GUTDSF472S36LL / RL	18 x 36 x 72	125	191	31.1	\$4908

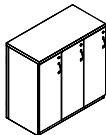
- All units are handed, 2nd to last character of model number indicates hand (**L** for Left, **R** for Right)

THREE COLUMN LOCKERS, ONE ROW

LIST PRICE



Full pull doors (P)
Left hand shown



Flat front doors (M or L)
Left hand shown

Three Column Locker, One Row - 35"H

Metal case with metal doors - full pull

GUTTSF135S36LP / RP	18 x 36 x 35.2	125	114.5	15.5	\$2333
GUTTSF135S42LP / RP	18 x 42 x 35.2	125	125.4	18	\$2447

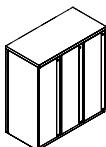
Metal case with metal doors - flat front

GUTTSF135S36LM / RM	18 x 36 x 35.2	125	114.5	15.5	\$2333
GUTTSF135S42LM / RM	18 x 42 x 35.2	125	125.4	18	\$2447

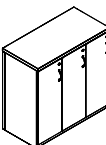
Metal case with laminate doors

GUTTSF135S36LL / RL	18 x 36 x 35.2	125	114.5	15.5	\$3185
GUTTSF135S42LL / RL	18 x 42 x 35.2	125	125.4	18	\$3341

- All units are handed, 2nd to last character of model number indicates hand (**L** for Left, **R** for Right)



Full pull doors (P)
Left hand shown



Flat front doors (M or L)
Left hand shown

Three Column Locker, One Row - 40"H

Metal case with metal doors - full pull

GUTTSF140S36LP / RP	18 x 36 x 40	125	117.7	17.6	\$2406
GUTTSF140S42LP / RP	18 x 42 x 40	125	128.1	20.4	\$2525

Metal case with metal doors - flat front

GUTTSF140S36LM / RM	18 x 36 x 40	125	117.7	17.6	\$2406
GUTTSF140S42LM / RM	18 x 42 x 40	125	128.1	20.4	\$2525

Metal case with laminate doors

GUTTSF140S36LL / RL	18 x 36 x 40	125	117.7	17.6	\$2558
GUTTSF140S42LL / RL	18 x 42 x 40	125	128.1	20.4	\$4028

- All units are handed, 2nd to last character of model number indicates hand (**L** for Left, **R** for Right)

Required Specifications

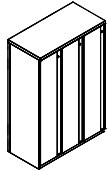
Case finish (paint)
Door front finish (paint or laminate)
Key/lock
Handle (M and L models only)

Optional Specifications

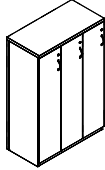
Ventilation (P and M models only)

Refer to specification options on page 37 for applicable options and upcharges.

THREE COLUMN LOCKERS, ONE ROW



Full pull doors (P)
Left hand shown



Flat front doors (M or L)
Left hand shown

Three Column Locker, One Row - 54"H

MODEL# DIMENSIONS FREIGHT CLASS WT./LBS. CUBIC FT. LIST PRICE

D x W x H

Metal case with metal doors - full pull

GUTTSF154S36LP / RP	18 x 36 x 53.6	125	156.6	23.3	\$2797
GUTTSF154S42LP / RP	18 x 42 x 53.6	125	170.5	27	\$2936

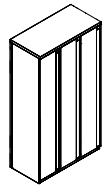
Metal case with metal doors - flat front

GUTTSF154S36LM / RM	18 x 36 x 53.6	125	156.6	23.3	\$2797
GUTTSF154S42LM / RM	18 x 42 x 53.6	125	170.5	27	\$2936

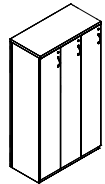
Metal case with laminate doors

GUTTSF154S36LL / RL	18 x 36 x 53.6	125	156.6	23.3	\$3269
GUTTSF154S42LL / RL	18 x 42 x 53.6	125	170.5	27	\$4441

- All units are handed, 2nd to last character of model number indicates hand (**L** for Left, **R** for Right)



Full pull doors (P)
Left hand shown



Flat front doors (M or L)
Left hand shown

Three Column Locker, One Row - 66"H

Metal case with metal doors - full pull

GUTTSF166S36LP / RP	18 x 36 x 65.6	125	192.6	28.4	\$3157
GUTTSF166S42LP / RP	18 x 42 x 65.6	125	209.6	32.9	\$3313

Metal case with metal doors - flat front

GUTTSF166S36LM / RM	18 x 36 x 65.6	125	192.6	28.4	\$3157
GUTTSF166S42LM / RM	18 x 42 x 65.6	125	209.6	32.9	\$3313

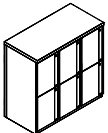
Metal case with laminate doors

GUTTSF166S36LL / RL	18 x 36 x 65.6	125	192.6	28.4	\$3577
GUTTSF166S42LL / RL	18 x 42 x 65.6	125	209.6	32.9	\$4883

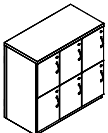
- All units are handed, 2nd to last character of model number indicates hand (**L** for Left, **R** for Right)

THREE COLUMN LOCKERS, TWO ROWS

LIST PRICE



Full pull doors (P)
Left hand shown



Flat front doors (M or L)
Left hand shown

Three Column Locker, Two Rows - 35"H

Metal case with metal doors - full pull

GUTTSF235S36LP / RP	18 x 36 x 35.2	125	117.1	15.5	\$3014
GUTTSF235S42LP / RP	18 x 42 x 35.2	125	128.1	18	\$3162

Metal case with metal doors - flat front

GUTTSF235S36LM / RM	18 x 36 x 35.2	125	117.1	15.5	\$3014
GUTTSF235S42LM / RM	18 x 42 x 35.2	125	128.1	18	\$3162

Metal case with laminate doors

GUTTSF235S36LL / RL	18 x 36 x 35.2	125	117.1	15.5	\$3463
GUTTSF235S42LL / RL	18 x 42 x 35.2	125	128.1	18	\$3635

- All units are handed, 2nd to last character of model number indicates hand (**L** for Left, **R** for Right)

Required Specifications

Case finish (paint)
Door front finish (paint or laminate)
Key/lock
Handle (M and L models only)

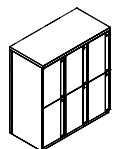
Optional Specifications

Ventilation (P and M models only)

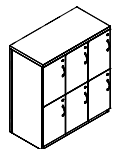
Refer to specification options on page 37 for applicable options and upcharges.

L PRIME LOCKERS

THREE COLUMN LOCKERS, TWO ROWS

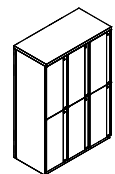


Full pull doors (P)
Left hand shown

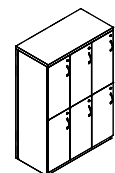


Flat front doors (M or L)
Left hand shown

Three Column Locker, Two Rows - 40"H

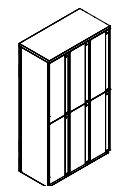


Full pull doors (P)
Left hand shown

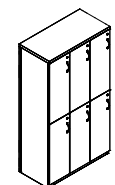


Flat front doors (M or L)
Left hand shown

Three Column Locker, Two Rows - 54"H



Full pull doors (P)
Left hand shown



Flat front doors (M or L)
Left hand shown

Three Column Locker, Two Rows - 66"H

MODEL#	DIMENSIONS	FREIGHT CLASS	WT/LBS.	CUBIC FT.	LIST PRICE
--------	------------	---------------	---------	-----------	------------

D x W x H

Metal case with metal doors - full pull

GUTTSF240S36LP / RP	18 x 36 x 40	125	128	17.6	\$3108
GUTTSF240S42LP / RP	18 x 42 x 40	125	139.8	20.4	\$3385

Metal case with metal doors - flat front

GUTTSF240S36LM / RM	18 x 36 x 40	125	128	17.6	\$3162
GUTTSF240S42LM / RM	18 x 42 x 40	125	139.8	20.4	\$3108

Metal case with laminate doors

GUTTSF240S36LL / RL	18 x 36 x 40	125	128	17.6	\$3594
GUTTSF240S42LL / RL	18 x 42 x 40	125	139.8	20.4	\$3779

- All units are handed, 2nd to last character of model number indicates hand (L for Left, R for Right)

Metal case with metal doors - full pull

GUTTSF254S36LP / RP	18 x 36 x 53.6	125	174.8	23.3	\$3462
GUTTSF254S42LP / RP	18 x 42 x 53.6	125	191.2	27	\$3734

Metal case with metal doors - flat front

GUTTSF254S36LM / RM	18 x 36 x 53.6	125	174.8	23.3	\$3462
GUTTSF254S42LM / RM	18 x 42 x 53.6	125	191.2	27	\$3734

Metal case with laminate doors

GUTTSF254S36LL / RL	18 x 36 x 53.6	125	174.8	23.3	\$3914
GUTTSF254S42LL / RL	18 x 42 x 53.6	125	191.2	27	\$4159

- All units are handed, 2nd to last character of model number indicates hand (L for Left, R for Right)

Metal case with metal doors - full pull

GUTTSF266S36LP / RP	18 x 36 x 65.6	125	202.2	28.4	\$3834
GUTTSF266S42LP / RP	18 x 42 x 65.6	125	220.6	32.9	\$4028

Metal case with metal doors - flat front

GUTTSF266S36LM / RM	18 x 36 x 65.6	125	202.2	28.4	\$3834
GUTTSF266S42LM / RM	18 x 42 x 65.6	125	220.6	32.9	\$4028

Metal case with laminate doors

GUTTSF266S36LL / RL	18 x 36 x 65.6	125	202.2	28.4	\$4386
GUTTSF266S42LL / RL	18 x 42 x 65.6	125	220.6	32.9	\$4545

- All units are handed, 2nd to last character of model number indicates hand (L for Left, R for Right)

Required Specifications

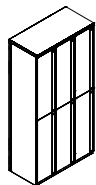
Case finish (paint)
Door front finish (paint or laminate)
Key/lock
Handle (M and L models only)

Optional Specifications

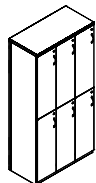
Ventilation (P and M models only)

Refer to specification options on page 37 for applicable options and upcharges.

THREE COLUMN LOCKERS, TWO ROWS



Full pull doors (P)
Left hand shown



Flat front doors (M or L)
Left hand shown

Three Column Locker, Two Rows - 72"H

MODEL# DIMENSIONS FREIGHT CLASS WT/LBS. CUBIC FT. LIST PRICE

D x W x H

Metal case with metal doors - full pull

GUTTSF272S36LP / RP	18 x 36 x 72	125	216.8	31.1	\$3939
GUTTSF272S42LP / RP	18 x 42 x 72	125	236.2	36.1	\$4133

Metal case with metal doors - flat front

GUTTSF272S36LM / RM	18 x 36 x 72	125	216.8	31.1	\$3939
GUTTSF272S42LM / RM	18 x 42 x 72	125	236.2	36.1	\$4133

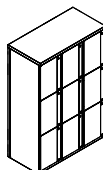
Metal case with laminate doors

GUTTSF272S36LL / RL	18 x 36 x 72	125	216.8	31.1	\$4498
GUTTSF272S42LL / RL	18 x 42 x 72	125	236.2	36.1	\$4726

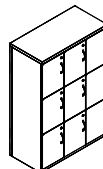
- All units are handed, 2nd to last character of model number indicates hand (**L** for Left, **R** for Right)

THREE COLUMN LOCKERS, THREE ROWS

MODEL# DIMENSIONS FREIGHT CLASS WT/LBS. CUBIC FT. LIST PRICE



Full pull doors (P)
Left hand shown



Flat front doors (M or L)
Left hand shown

Three Column Locker, Three Rows - 54"H

Metal case with metal doors - full pull

GUTTSF354S36LP / RP	18 x 36 x 53.6	125	169.8	23.3	\$4182
GUTTSF354S42LP / RP	18 x 42 x 53.6	125	185.1	27	\$4397

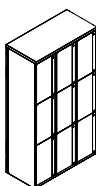
Metal case with metal doors - flat front

GUTTSF354S36LM / RM	18 x 36 x 53.6	125	169.8	23.3	\$4182
GUTTSF354S42LM / RM	18 x 42 x 53.6	125	185.1	27	\$4397

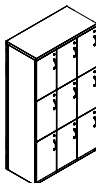
Metal case with laminate doors

GUTTSF354S36LL / RL	18 x 36 x 53.6	125	169.8	23.3	\$4795
GUTTSF354S42LL / RL	18 x 42 x 53.6	125	185.1	27	\$4994

- All units are handed, 2nd to last character of model number indicates hand (**L** for Left, **R** for Right)



Full pull doors (P)
Left hand shown



Flat front doors (M or L)
Left hand shown

Three Column Locker, Three Rows - 66"H

Metal case with metal doors - full pull

GUTTSF366S36LP / RP	18 x 36 x 65.6	125	197.2	28.4	\$4530
GUTTSF366S42LP / RP	18 x 42 x 65.6	125	214.5	32.9	\$4742

Metal case with metal doors - flat front

GUTTSF366S36LM / RM	18 x 36 x 65.6	125	197.2	28.4	\$4728
GUTTSF366S42LM / RM	18 x 42 x 65.6	125	214.5	32.9	\$4742

Metal case with laminate doors

GUTTSF366S36LL / RL	18 x 36 x 65.6	125	197.2	28.4	\$5138
GUTTSF366S42LL / RL	18 x 42 x 65.6	125	214.5	32.9	\$5437

- All units are handed, 2nd to last character of model number indicates hand (**L** for Left, **R** for Right)

Required Specifications

- Case finish (paint)
- Door front finish (paint or laminate)
- Key/lock
- Handle (M and L models only)

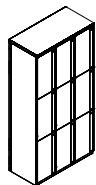
Optional Specifications

- Ventilation (P and M models only)

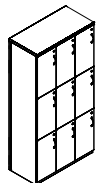
Refer to specification options on page 37 for applicable options and upcharges.

L PRIME LOCKERS

THREE COLUMN LOCKERS, THREE ROWS



Full pull doors (P)
Left hand shown



Flat front doors (M or L)
Left hand shown

Three Column Locker, Three Rows - 72"H

MODEL#	DIMENSIONS	FREIGHT CLASS	WT/LBS.	CUBIC FT.	LIST PRICE
--------	------------	---------------	---------	-----------	------------

D x W x H

Metal case with metal doors - full pull

GUTTSF372S36LP / RP	18 x 36 x 72	125	235.4	31.1	\$4686
GUTTSF372S42LP / RP	18 x 42 x 72	125	257.3	36.1	\$4918

Metal case with metal doors - flat front

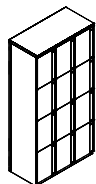
GUTTSF372S36LM / RM	18 x 36 x 72	125	235.4	31.1	\$4686
GUTTSF372S42LM / RM	18 x 42 x 72	125	257.3	36.1	\$4918

Metal case with laminate doors

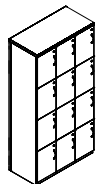
GUTTSF372S36LL / RL	18 x 36 x 72	125	235.4	31.1	\$5385
GUTTSF372S42LL / RL	18 x 42 x 72	125	257.3	36.1	\$5656

- All units are handed, 2nd to last character of model number indicates hand (**L** for Left, **R** for Right)

THREE COLUMN LOCKERS, FOUR ROWS



Full pull doors (P)
Left hand shown



Flat front doors (M or L)
Left hand shown

Three Column Locker, Four Rows - 72"H

MODEL#	DIMENSIONS	FREIGHT CLASS	WT/LBS.	CUBIC FT.	LIST PRICE
--------	------------	---------------	---------	-----------	------------

Metal case with metal doors - full pull

GUTTSF472S36LP / RP	18 x 36 x 72	125	222.4	31.1	\$4722
GUTTSF472S42LP / RP	18 x 42 x 72	125	239.7	36.1	\$4954

Metal case with metal doors - flat front

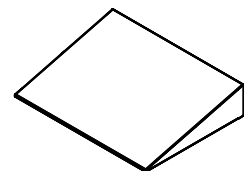
GUTTSF472S36LM / RM	18 x 36 x 72	125	222.4	31.1	\$4722
GUTTSF472S42LM / RM	18 x 42 x 72	125	239.7	36.1	\$4954

Metal case with laminate doors

GUTTSF472S36LL / RL	18 x 36 x 72	125	222.4	31.1	\$5910
GUTTSF472S42LL / RL	18 x 42 x 72	125	239.7	36.1	\$6207

- All units are handed, 2nd to last character of model number indicates hand (**L** for Left, **R** for Right)

LOCKER ANGLED TOP



Angled Top for Lockers - 18"D

MODEL#	DIMENSIONS	FREIGHT CLASS	WT/LBS.	CUBIC FT.	LIST PRICE
--------	------------	---------------	---------	-----------	------------

GUAT1812	18 x 12 x 5	250	3.63	0.99	\$164
GUAT1815	18 x 15 x 5	250	4.27	1.21	\$178
GUAT1818	18 x 18 x 5	250	4.92	1.43	\$179
GUAT1824	18 x 24 x 5	250	6.2	1.87	\$183
GUAT1830	18 x 30 x 5	250	7.49	2.31	\$193
GUAT1836	18 x 36 x 5	250	8.77	2.75	\$199
GUAT1842	18 x 42 x 5	250	10.06	3.19	\$211

Convert standard flat top locker to angled top. Prevents items from being stacked on the top of a locker and makes cleaning easy. Mounted flush with the locker case, excluding the door front. Mounting hardware included, use on lockers with corresponding width and depth as the sloped top.

Required Specifications


Case finish (painted)
Door front finish (painted or laminate)
Key/lock Handle (P and M models only)
Color

Optional Specifications

Ventilation (P and M models only)

Refer to specification options on page 33 for applicable options and upcharges.

WAYFINDING **MODEL#** **DIMENSIONS** **FREIGHT CLASS** **WT/LBS.** **CUBIC FT.** **LIST PRICE**



Wayfinding Number Sets*

	D x W x H					
WFL50	-- x 2 x 1	70	1	.01		\$330
WFL100	-- x 2 x 1	70	1	.01		\$330
WFL150	-- x 2 x 1	70	1	.01		\$330
WFL200	-- x 2 x 1	70	1	.01		\$330
WFL250	-- x 2 x 1	70	1	.01		\$330

High performance 3M vinyl wayfinding numbers with self adhesive. To be applied once lockers installed on user site; application instructions included. Please specify color: Black (**BLK**), White (**WHT**), Silver (**SIL**).

Number range per set:

WFL50 set includes numbers 01-50.

WFL100 set includes numbers 51-100.


WFL150 set includes numbers 101-150

WFL200 set includes numbers 151-200

WFL250 set includes numbers 201-250

Additional ranges available by special request.

KEYS **MODEL#** **DIMENSIONS** **FREIGHT CLASS** **WT/LBS.** **CUBIC FT.** **LIST PRICE**



Digilock Keys

Digilock User Key						
GUKEZDV6P	1.5 x 2.75 x 11/16	70	1	0.01		\$193
Digilock Manager Key						
GUKEZDV6M	1.5 x 5.25 x 1	70	1	0.01		\$140
Digilock Program Key						
GUKEZDV6P	1.5 x 5.25 x 1	70	1	0.01		\$193

	User Key	Manager Key¹	Programming Key²
Operates the lock, for users unable to use keypad	•	•	•
Overrides user access		•	•
Allows management inspection		•	•
Provides external power		•	•
Programs manager keys to the lock			•
Assigns user credentials ³ (in assigned use functionality)		•	
Sets lock functionality			•


¹ Up to six manager keys may be programmed to each lock.

² One programming key allowed per lock system.

³ Up to 20 user credentials may be assigned to each lock.

P 1900P PERSONAL TOWERS

1900P SERIES PERSONAL TOWERS




Personal Tower - 2 Box/1 File Drawer

MODEL#	DIMENSIONS D x W x H	FREIGHT CLASS	WT./LBS.	CUBIC FT.	LIST PRICE
19PT3-2BFL	24 x 24 x 39.52	125	110	16.25	\$2318
19PT3-2BFR	24 x 24 x 39.52	125	110	16.25	\$2318

- Model 19PT3-2BFL has wardrobe section on the left and drawers on the right.
- Model 19PT3-2BFR has wardrobe section on the right and drawers on the left.

1900P style pull on all drawers. Includes ventilated 24"D wardrobe section (ventilated on bottom of cabinet), locker compartment, 2 box drawers and 1 file drawer. Locker compartment has one fixed shelf. Locking.




Personal Tower - 2 File Drawers

19PT3-2FL	24 x 24 x 39.52	125	125	16.25	\$2318
19PT3-2FR	24 x 24 x 39.52	125	125	16.25	\$2318

- Model 19PT3-2FL has wardrobe section on the left and drawers on the right.
- Model 19PT3-2FR has wardrobe section on the right and drawers on the left.

1900P style pull on all drawers. Includes ventilated 24"D wardrobe section (ventilated on bottom of cabinet), locker compartment, and 2 file drawers. Locker compartment has one fixed shelf. Locking.




Personal Tower - 2 Box/1 File Drawer

19PT4-2BFL	24 x 24 x 51.89	150	134	23.1	\$2331
19PT4-2BFR	24 x 24 x 51.89	150	134	23.1	\$2331

- Model 19PT4-2BFL has wardrobe section on the left and drawers on the right.
- Model 19PT4-2BFR has wardrobe section on the right and drawers on the left.

1900P style pull on all drawers. Includes ventilated 24"D wardrobe section (ventilated on bottom of cabinet), locker compartment, 2 box drawers and 1 file drawer. Locker compartment has one adjustable shelf and one fixed shelf. Locking.



Personal Tower - 2 File Drawers

19PT4-2FL	24 x 24 x 51.89	125	149	23.1	\$2331
19PT4-2FR	24 x 24 x 51.89	125	149	23.1	\$2331


- Model 19PT4-2FL has wardrobe section on the left and drawers on the right.
- Model 19PT4-2FR has wardrobe section on the right and drawers on the left.

1900P style pull on all drawers. Includes ventilated 24"D wardrobe section (ventilated on bottom of cabinet), locker compartment and 2 file drawers. Locker compartment has one adjustable shelf and one fixed shelf. Locking.


Required Specifications

Metal finish

1900P SERIES PERSONAL TOWERS



Personal Tower - 2 Box/1 File Drawer



Personal Tower - 2 File Drawers

MODEL#	DIMENSIONS	FREIGHT CLASS	WT/LBS.	CUBIC FT.	LIST PRICE
--------	------------	---------------	---------	-----------	------------

D x W x H

19PT5-2BFL	24 x 24 x 66.39	125	162	26.75	\$2403
19PT5-2BFR	24 x 24 x 66.39	125	162	26.75	\$2403

- Model 19PT5-2BFL has wardrobe section on the left and drawers on the right.
- Model 19PT5-2BFR has wardrobe section on the right and drawers on the left.

1900P style pull on all drawers. Includes ventilated 24"D wardrobe section (ventilated on bottom of cabinet), locker compartment, 2 box drawers and 1 file drawer. Locker compartment has two adjustable shelves and one fixed shelf. Locking.

19PT5-2FL	24 x 24 x 66.39	150	159	26.75	\$2403
19PT5-2FR	24 x 24 x 66.39	150	159	26.75	\$2403

- Model 19PT5-2FL has wardrobe section on the left and drawers on the right.
- Model 19PT5-2FR has wardrobe section on the right and drawers on the left.

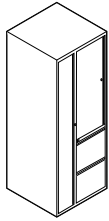
1900P style pull on all drawers. Includes ventilated 24"D wardrobe section (ventilated on bottom of cabinet), locker compartment and 2 file drawers. Locker compartment has two adjustable shelves and one fixed shelf. Locking.

Required Specifications

Metal finish

P 9300P PERSONAL TOWERS

9300P SERIES PERSONAL TOWERS

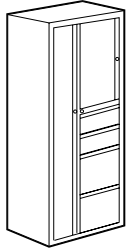


Personal Tower - 2 File Drawers

MODEL#	DIMENSIONS D x W x H	FREIGHT CLASS	WT/LBS.	CUBIC FT.	LIST PRICE
93PT-2FL	24 x 24 x 65.25	125	160	21.75	\$2436
93PT-2FR	24 x 24 x 65.25	125	160	21.75	\$2436

- Model 93PT-2FL has wardrobe section on the left and file drawers on the right.
- Model 93PT-2FR has wardrobe section on the right and file drawers on the left.

Full looped pulls on all drawers. Includes ventilated 24"D wardrobe section, locker compartment and 2 file drawers. Locker compartment includes 1 shelf. Locking.

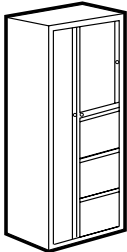


Personal Tower - 2 Box/2 File Drawers

93PT-2B2FL	24 x 24 x 65.25	125	170	21.75	\$2436
93PT-2B2FR	24 x 24 x 65.25	125	170	21.75	\$2436

- Model 93PT-2B2FL has wardrobe section on the left and file drawers on the right.
- Model 93PT-2B2FR has wardrobe section on the right and file drawers on the left.

Full looped pulls on all drawers. Includes ventilated 24"D wardrobe section, locker compartment and 2 box and 2 file drawers. Locker compartment includes 2 shelves. Locking.

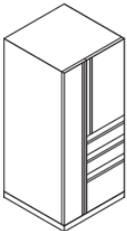


Personal Tower - 3 File Drawers

93PT-3FL	24 x 24 x 65.25	125	165	21.75	\$2436
93PT-3FR	24 x 24 x 65.25	125	165	21.75	\$2436

- Model 93PT-3FL has wardrobe section on the left and file drawers on the right.
- Model 93PT-3FR has wardrobe section on the right and file drawers on the left.

Full looped pulls on all drawers. Includes ventilated 24"D wardrobe section, locker compartment and 3 file drawers. Locker compartment includes 2 shelves. Locking.

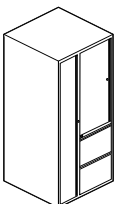


Personal Tower - 2 Box/1 File Drawers

93PT4-2BFL	24 x 24 x 54	125	135	18	\$2356
93PT4-2BFR	24 x 24 x 54	125	135	18	\$2356

- Model 93PT4-2BFL has wardrobe section on the left and file drawers on the right.
- Model 93PT4-2BFR has wardrobe section on the right and file drawers on the left.

Full looped pulls on all drawers. Includes ventilated 24"D wardrobe section, locker compartment and 2 file drawers. Locker compartment includes 1 shelf. Locking.



Personal Tower - 2 File Drawers

93PT4-2FL	24 x 24 x 54	125	132	18	\$2356
93PT4-2FR	24 x 24 x 54	125	132	18	\$2356

- Model 93PT4-2FL has wardrobe section on the left and file drawers on the right.
- Model 93PT4-2FR has wardrobe section on the right and file drawers on the left.

Full looped pulls on all drawers. Includes ventilated 24"D wardrobe section, locker compartment and 2 file drawers. Locker compartment includes 1 shelf. Locking.

Required Specifications

Metal finish

PRIME SERIES PERSONAL TOWERS

MODEL# DIMENSIONS FREIGHT CLASS WT/LBS. CUBIC FT. LIST PRICE

D x W x H

50"H

GUSLF4G24BCPL	24 x 24 x 49.6	100	176.71	19.23	\$2543
GUSLF4G24BCPR	24 x 24 x 49.6	100	176.71	19.23	\$2543

54"H

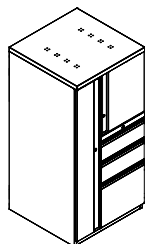
GUSLF4H24BCPL	24 x 24 x 53.6	100	181.63	19.83	\$2543
GUSLF4H24BCPR	24 x 24 x 53.6	100	181.63	19.83	\$2543

66"H

GUSLF5024BCPL	24 x 24 x 65.6	100	204.52	25.25	\$2622
GUSLF5024BCPR	24 x 24 x 65.6	100	204.52	25.25	\$2622

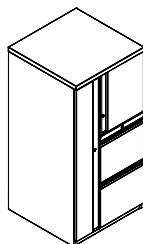
- GUSLFxx24BCPL models have wardrobe on the **left** and file drawers on the **right**
- GUSLFxx24BCPR models have wardrobe on the **right** and file drawers on the **left**

Wardrobe section includes top shelf and coat bar. Hinged door compartment of 50"H and 54"H includes one adjustable shelf; 66"H includes two adjustable shelves. Wardrobe section includes top perforations for ventilation. Three locks included - wardrobe door, hinged door shelving compartment and drawers. Ships assembled in one carton.



Left Shown

Personal Tower - Box/Box/File



Left Shown

Personal Tower - File/File

50"H

GUSLF4G24FCPL	24 x 24 x 49.6	100	181.05	19.23	\$2543
GUSLF4G24FCPR	24 x 24 x 49.6	100	181.05	19.23	\$2543

54"H

GUSLF4H24FCPL	24 x 24 x 53.6	100	186.43	19.83	\$2543
GUSLF4H24FCPR	24 x 24 x 53.6	100	186.43	19.83	\$2543

66"H

GUSLF5024FCPL	24 x 24 x 65.6	100	231.53	25.25	\$2622
GUSLF5024FCPR	24 x 24 x 65.6	100	231.53	25.25	\$2622

- GUSLFxx24FCPL models have wardrobe on the **left** and file drawers on the **right**
- GUSLFxx24FCPR models have wardrobe on the **right** and file drawers on the **left**

Wardrobe section includes top shelf and coat bar. Hinged door compartment of 50"H and 54"H includes one adjustable shelf; 66"H includes two adjustable open shelves. Wardrobe section includes top perforations for ventilation. Three locks included - wardrobe door, hinged door shelving compartment and drawers. Ships assembled in one carton.

50"H

GUSLS4G2424BOPL	24 x 24 x 49.6	100	186.18	19.23	\$3213
GUSLS4G2424BOPR	24 x 24 x 49.6	100	186.18	19.23	\$3213

54"H

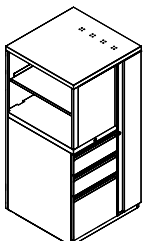
GUSLS4H2424BOPL	24 x 24 x 53.6	100	186.91	19.83	\$3231
GUSLS4H2424BOPR	24 x 24 x 53.6	100	186.91	19.83	\$3231

66"H

GUSLS502424BOPL	24 x 24 x 65.6	100	236.34	25.25	\$3288
GUSLS502424BOPR	24 x 24 x 65.6	100	236.34	25.25	\$3288

- GUSLFxx24BOPL models have wardrobe on the **left** and file drawers on the **right**
- GUSLFxx24BOPR models have wardrobe on the **right** and file drawers on the **left**

Wardrobe section includes top shelf and coat bar. 50"H and 54"H include open side shelf with one adjustable shelf; 66"H includes open side shelf with two adjustable shelves. Wardrobe section includes top perforations for ventilation. Two locks included - wardrobe door and drawers. Ships assembled one carton.



Right Shown

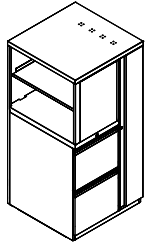
Personal Tower - Open Side Shelves/Box/Box/File

Required Specifications

Metal finish

P PRIME PERSONAL TOWERS

PRIME - PERSONAL TOWERS



Right Shown

**Personal Tower -
Open Side Shelves/File/File***

MODEL#	DIMENSIONS	FREIGHT CLASS	WT/LBS.	CUBIC FT.	LIST PRICE
--------	------------	---------------	---------	-----------	------------

D x W x H

50"H

GUSLS4G2424FOPL	24 x 24 x 49.6	100	179.54	19.23	\$3213
GUSLS4G2424FOPR	24 x 24 x 49.6	100	179.54	19.23	\$3213

54"H

GUSLS4H2424FOPL	24 x 24 x 53.6	100	180.26	19.83	\$3231
GUSLS4H2424FOPR	24 x 24 x 53.6	100	180.26	19.83	\$3231

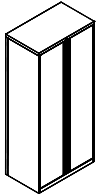
66"H

GUSLS502424FOPL	24 x 24 x 65.6	100	232.55	25.25	\$3288
GUSLS502424FOPR	24 x 24 x 65.6	100	232.55	25.25	\$3288

- GUSLSxx2424FOPL models have wardrobe on the **left** and file drawers on the **right**
- GUSLSxx2424FOPR models have wardrobe on the **right** and file drawers on the **left**

Wardrobe section includes top shelf and coat bar. 50"H and 54"H include open side shelf with one adjustable shelf; 66"H includes open side shelf with two adjustable shelves. Wardrobe section includes top perforations for ventilation. Two locks included - wardrobe door and drawers. Ships assembled one carton.

PRIME - WARDROBE CABINETS



Wardrobe Cabinet - 66"H

MODEL#	DIMENSIONS	FREIGHT CLASS	WT/LBS.	CUBIC FT.	LIST PRICE
--------	------------	---------------	---------	-----------	------------

GUWC51C1830P	18 x 30 x 65.6	150	125.26	23.85	\$1694
GUWC51C1836P	18 x 36 x 65.6	150	164.97	28.4	\$2143
GUWC51C1842P	18 x 42 x 65.6	150	180.59	32.94	\$2369

30"W includes full width shelf and side-to-side coat rod. 36" and 42"W are split with shelving on left side, wardrobe on the other. Locking. Ships assembled one carton.

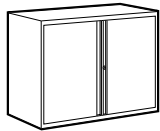
Required Specifications

Metal finish


Optional Specifications

Counterweight (W2)*

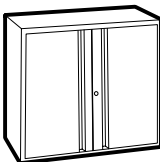
9300P SERIES - STORAGE CABINETS




Two Door Storage Cabinet - 27 1/8" H



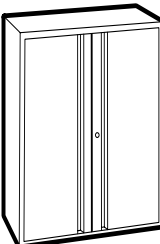
Two Door Storage Cabinet - 42" H



Two Door Storage Cabinet - 40 1/2" H



Two Door Storage Cabinet - 54" H



Two Door Storage Cabinet - 65 1/4" H

MODEL#	DIMENSIONS	FREIGHT CLASS	WT/LBS.	CUBIC FT.	LIST PRICE
--------	------------	---------------	---------	-----------	------------

D x W x H

9330P-2S1	18 x 30 x 27.12	150	57	10	\$564
9336P-2S1	18 x 36 x 27.12	150	61	14	\$609
9342P-2S1	18 x 42 x 27.12	150	73	14	\$656

One full width, **fixed**, non-slotted shelf. Lock and leveling glides standard. **Matches lateral file case dimensions. Full pull handle design.** Shipped assembled in one carton.

- All shelves were tested to hold up to 70 - 75 lbs. evenly distributed.

9336P-S42L	18 x 36 x 42	150	98	20	\$680
------------	--------------	-----	----	----	--------------

One fixed and one adjustable shelf. Lock and leveling glides standard. **Full pull handle design.**

- All shelves were tested to hold up to 70 - 75 lbs. evenly distributed.

9330P-3S1	18 x 30 x 40.5	150	80	17	\$640
9336P-3S1	18 x 36 x 40.5	150	88	21	\$669
9342P-3S1	18 x 42 x 40.5	150	100	24	\$707

One fixed and one adjustable shelf. Lock and leveling glides standard. **Matches lateral file case dimensions. Full pull handle design.**

- All shelves were tested to hold up to 70 - 75 lbs. evenly distributed.

9330P-4S1	18 x 30 x 54	150	102	23	\$707
9336P-4S1	18 x 36 x 54	150	111	27	\$737
9342P-4S1	18 x 42 x 54	150	125	31	\$790

One fixed and two adjustable shelves. Lock and leveling glides standard. **Matches lateral file case dimensions. Full pull handle design.**

- All shelves were tested to hold up to 70 - 75 lbs. evenly distributed.

9330P-5S1	18 x 30 x 65.25	150	122	27	\$767
9336P-5S1	18 x 36 x 65.25	150	134	32	\$814
9342P-5S1	18 x 42 x 65.25	150	150	37	\$860

One fixed and three adjustable shelves. Lock and leveling glides standard. **Matches lateral file case dimensions. Full pull handle design.**

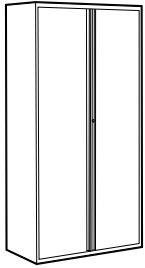
- All shelves were tested to hold up to 70 - 75 lbs. evenly distributed.

Required Specifications

Metal Finish

S 9300P STORAGE

9300P SERIES STORAGE CABINETS



Two Door Storage Cabinet - 72"H

MODEL#	DIMENSIONS D x W x H	FREIGHT CLASS	WT/LBS.	CUBIC FT.	LIST PRICE
9336P-S72L	18 x 36 x 72	250	133	36	\$840

One fixed and three adjustable shelves. Lock and leveling glides standard. **Full pull handle design.**

- All shelves were tested to hold up to 70 - 75 lbs. evenly distributed.

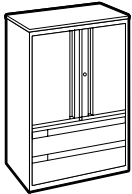


Additional Shelf

9330P-FWS	--	--	--	--	\$60
9336P-FWS	--	--	--	--	\$63
9342P-FWS	--	--	--	--	\$72

For use with 9300P Series storage cabinets.

9300P SERIES MULTI-STOR



Multi-Stor Cabinet

MODEL#	DIMENSIONS	FREIGHT CLASS	WT/LBS.	CUBIC FT.	LIST PRICE
9336P-5MSL	18 x 36 x 65.25	125	245	32	\$1713

All purpose storage unit with two fixed shelves, one adjustable shelf and standard side-to-side hanging file bars in the roll-out drawers. **Full pull handle design.**

- Storage and lateral units lock independently and are keyed alike.

9300P SERIES EXHIBIT CABINET

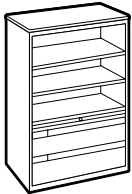


Exhibit Cabinet

MODEL#	DIMENSIONS	FREIGHT CLASS	WT/LBS.	CUBIC FT.	LIST PRICE
9336P-5FX	18 x 36 x 65.25	125	230	32	\$1600

Open shelving with one fixed and two adjustable shelves, Two lateral file drawers. Side-to-side hanging file bars included. Locking. **Full pull handle design.**

Required Specifications



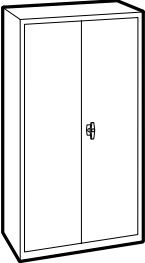

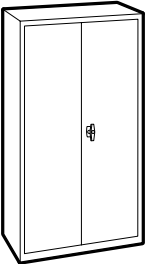
Paint finish

Optional Specifications

Counterweight
Key alike/key #

Accessories

Front-to-back file bars
Plate dividers
Extra or replacement keys, or keys + core available

9300 SERIES STORAGE	MODEL#	DIMENSIONS	FREIGHT CLASS	WT/LBS.	CUBIC FT.	LIST PRICE
 <p>Two Door Storage Cabinet - 27 1/8" H</p>		D x W x H				
	9336-2S1	18 x 36 x 27.12	150	61	14	\$609
<p>One full width, fixed, non-slotted shelf. Lock and leveling glides standard. Matches lateral file case dimensions.</p> <ul style="list-style-type: none"> All shelves were tested to hold up to 120 lbs. evenly distributed. 						
 <p>Two Door Storage Cabinet - 42" H</p>						
	9336-S42L	18 x 36 x 42	150	88	20	\$680
<p>One fixed and one adjustable shelf. Lock and leveling glides standard.</p> <ul style="list-style-type: none"> All shelves were tested to hold up to 120 lbs. evenly distributed. 						
 <p>Two Door Storage Cabinet - 72" H</p>						
	9336-S72L	18 x 36 x 72	250	130	36	\$840
<p>One fixed and three adjustable shelves. Lock and leveling glides standard.</p> <ul style="list-style-type: none"> All shelves were tested to hold up to 120 lbs. evenly distributed. 						
 <p>Two Door Storage Cabinet - 42" H</p>						
	93CG-S42L	18 x 36 x 42	150	98	20	\$773
<p>Two adjustable shelves. Two point locking doors.</p> <ul style="list-style-type: none"> CGSB approved All shelves were tested to hold up to 120 lbs. evenly distributed. 						
 <p>Two Door Storage Cabinet - 72" H</p>						
	93CG-S72L	18 x 36 x 72	150	158	36	\$935
<p>Six adjustable shelves. Two point locking doors.</p> <ul style="list-style-type: none"> CGSB approved All shelves were tested to hold up to 120 lbs. evenly distributed. 						

Required Specifications
Paint finish

Optional Specifications
Counterweight
Key alike/key #

Accessories
Front-to-back file bars
Plate dividers
Extra or replacement keys, or keys + core available

S 9300 STORAGE

9300 SERIES STORAGE CABINETS

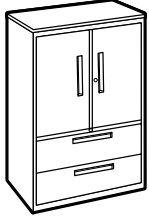


Additional Shelf

MODEL#	DIMENSIONS D x W x H	FREIGHT CLASS	WT/LBS.	CUBIC FT.	LIST PRICE
9336-FWS	18 x 36 x .75	85	7	.50	\$63
93CG-FWS	18 x 36 x .75	85	7	.50	\$103

Specify **9336-FWS** for 9336-5MSL, 9336-S72L, 9336-S42L, 9336-2SL storage cabinets.
Specify **93CG-FWS** for 93CG Storage Cabinets.

9300 SERIES MULTI-STOR



Multi-Stor Cabinet

MODEL#	DIMENSIONS	FREIGHT CLASS	WT/LBS.	CUBIC FT.	LIST PRICE
9336-5MSL	18 x 36 x 65.25	125	200	32	\$1713

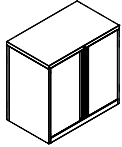
All purpose storage unit with two fixed shelves, one adjustable shelf and standard side-to-side hanging file bars in the roll-out drawers. Center pull handle design

- Storage and lateral units lock independently and are keyed alike.
- Upper drawer is binder opening, lower drawer is letter opening.
- Both drawers accept legal files.

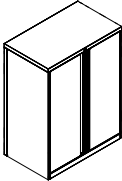
Required Specifications

Metal Finish

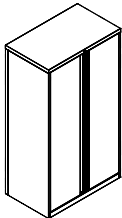
PRIME SERIES STORAGE



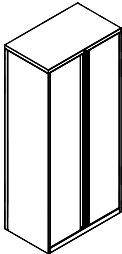
Storage Cabinet - 2 high
Worksurface supporting



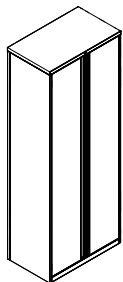
Storage Cabinet - 3 high



Storage Cabinet - 4 high



Storage Cabinet - 5 high



Storage Cabinet - 6 high

MODEL# DIMENSIONS FREIGHT CLASS WT/LBS. CUBIC FT. LIST PRICE

D x W x H

GUSC21G1830P	18 x 30 x 28	125	75.08	10.5	\$1050
GUSC21G1836P	18 x 36 x 28	125	86.48	12.5	\$1114
GUSC21G1842P	18 x 42 x 28	125	95.78	14.5	\$1284

One adjustable shelf and one fixed bottom shelf. Locking. Ships assembled in one carton.

GUSC31G1830P	18 x 30 x 39.2	125	96.69	14.5	\$1281
GUSC31G1836P	18 x 36 x 39.2	125	111.59	17.2	\$1430
GUSC31G1842P	18 x 42 x 39.2	125	124.49	20	\$1583

Two adjustable shelves and one fixed bottom shelf. Locking. Ships assembled in one carton

GUSC41H1830P	18 x 30 x 53.6	125	120.17	19.6	\$1583
GUSC41H1836P	18 x 36 x 53.6	150	138.27	23.3	\$1768
GUSC41H1842P	18 x 42 x 53.6	150	154.37	27	\$1956

Three adjustable shelves and one fixed bottom shelf. Locking. Ships assembled in one carton.

GUSC51C1830P	18 x 30 x 65.6	150	138.5	23.9	\$1768
GUSC51C1836P	18 x 36 x 65.6	150	160.4	28.4	\$1993
GUSC51C1842P	18 x 42 x 65.6	150	180.4	32.9	\$2220

Four adjustable shelves and one fixed bottom shelf. Locking. Ships assembled in one carton.

GUSC61G1830P	18 x 30 x 77.6	150	161.59	28.1	\$2369
GUSC61G1836P	18 x 36 x 77.6	150	186.49	33.5	\$2634
GUSC61G1842P	18 x 42 x 77.6	150	209.29	38.8	\$2896

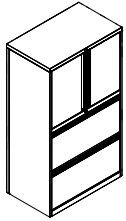
Five adjustable shelves and one fixed bottom shelf. Locking. Ships assembled in one carton.

Required Specifications

Metal finish

S PRIME STORAGE

PRIME SERIES MULTI-STOR

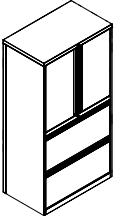


Multi-Stor Cabinet, 49.6\"/>

MODEL#	DIMENSIONS D x W x H	FREIGHT CLASS	WT/LBS.	CUBIC FT.	LIST PRICE
GUCC41G1830P	18 x 30 x 49.6	100	149.96	18.2	\$2310
GUCC41G1836P	18 x 36 x 49.6	125	172.96	21.96	\$2594
GUCC41G1842P	18 x 42 x 49.6	125	195.36	25.1	\$2798

Multi-stor cabinet includes hinged door upper section with one adjustable shelf and two fixed front file drawers below. Locking. Ships assembled in one carton.

- Add **\$181** for counterweight (**W2**)
- Add **\$272** for individually locking drawers (**KID**)

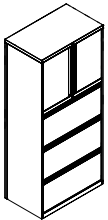


Multi-Stor Cabinet, 53.6\"/>

GUCC41H1830P	18 x 30 x 53.6	125	154.54	19.6	\$2332
GUCC41H1836P	18 x 36 x 53.6	125	178.54	23.3	\$2408
GUCC41H1842P	18 x 42 x 53.6	125	202.04	27	\$2558

Multi-stor cabinet includes hinged door upper section with one adjustable shelf and two fixed front file drawers below. Locking. Ships assembled in one carton.

- Add **\$181** for counterweight (**W2**)
- Add **\$272** for individually locking drawers (**KID**)



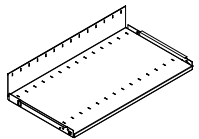
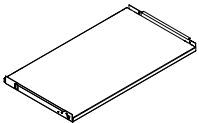
Multi-Stor Cabinet, 65.6\"/>

GUCC51C1830P	18 x 30 x 65.6	125	188.5	23.9	\$2969
GUCC51C1836P	18 x 36 x 65.6	125	216.9	28.4	\$3007
GUCC51C1842P	18 x 42 x 65.6	125	245.5	32.9	\$3158

Multi-stor cabinet includes hinged door upper section with one adjustable shelf and three fixed front file drawers below. Locking. Ships assembled in one carton.

- Add **\$147** for counterweight (**W2**)
- Add **\$548** for individually locking drawers (**KID**)

PRIME SERIES STORAGE ACCESSORIES



Extra Cabinet Shelf

MODEL#	DIMENSIONS	FREIGHT CLASS	WT/LBS.	CUBIC FT.	LIST PRICE
Non-slotted shelf					
GUSA011830	16 x 28.4 x 0.8	70	7.2	0.4	\$73
GUSA011836	16 x 34.4 x 0.8	70	8.4	0.5	\$82
GUSA011842	16 x 40.4 x 0.8	70	9.5	0.6	\$86
Slotted shelf					
GUSA021830	16 x 28.4 x 0.8	150	8.2	1.8	\$86
GUSA021836	16 x 34.4 x 0.8	150	9.6	2.2	\$100
GUSA021842	16 x 40.4 x 0.8	150	10.8	2.6	\$106

Shelves can be accommodated in GUSC and GUCC cabinets to corresponding widths.

Required Specifications

Metal finish
Key/lock*

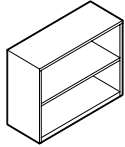
Optional Specifications

Counterweight (W2)*
Individually locking drawers (KID)*

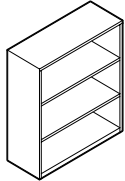
Accessories

Extra or replacement keys or keys + core available

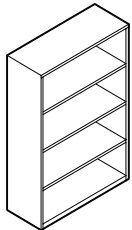
9300 SERIES BOOKSHELVES



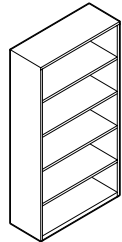
Metal Bookshelves - 28" High



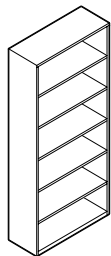
Metal Bookshelves - 41" High



Metal Bookshelves - 53½" High



Metal Bookshelves - 66" High



Metal Bookshelves - 79" High

MODEL# DIMENSIONS FREIGHT CLASS WT./LBS. CUBIC FT. LIST PRICE

D x W x H

93BC30-2	13 x 30 x 28.19	200	39	8	\$331
93BC36-2	13 x 36 x 28.19	200	44	10	\$341
93BC42-2	13 x 42 x 28.19	200	50	11	\$447

Two high, one adjustable shelf. Standard with leveling glides.

93BC30-3	13 x 30 x 40.94	200	53	12	\$357
93BC36-3	13 x 36 x 40.94	200	59	14	\$384
93BC42-3	13 x 42 x 40.94	200	66	16	\$604

Three high, two adjustable shelves. Standard with leveling glides.

93BC30-4	13 x 30 x 53.69	200	66	15	\$485
93BC36-4	13 x 36 x 53.69	200	75	18	\$517
93BC42-4	13 x 42 x 53.69	200	83	20	\$844

Four high, three adjustable shelves. Standard with leveling glides.

93BC30-5	13 x 30 x 66.44	200	80	18	\$640
93BC36-5	13 x 36 x 66.44	200	90	22	\$643
93BC42-5	13 x 42 x 66.44	200	100	25	\$860

Five high, four adjustable shelves. Standard with leveling glides.

93BC30-6	13 x 30 x 79.19	200	93	22	\$751
93BC36-6	13 x 36 x 79.19	200	105	26	\$768
93BC42-6	13 x 42 x 79.19	200	116	30	\$1009

Six high, five adjustable shelves. Standard with leveling glides.

Required Specifications

Metal finish

VERTICAL FILES



Global's vertical files include a range of drawer handle options and varying drawer depths. All models are available in letter or legal size widths and a variety of color choices.

2500 Series

Features **25" deep** drawer cases with drawer pulls, thumb latch and label holders. Two and four drawer models are available with or without lock kits and follower blocks.

2600 Series

Features **26.56" deep** drawer cases and extra wide aluminum label holders. Includes applied pull with thumb latch for opening drawers. Files legal and letter size documents in 2, 3, 4 and 5 drawer heights.

2600 Plus Series

Features **26.56" deep** drawer cases and **recessed pulls** that coordinate with 9300 series lateral files. Files legal and letter size documents in 2, 3, 4 and 5 drawer heights. All models feature locking drawers.

Features and Benefits

- Locks have removable cores for keying alike; field-installable lock kit available for non-locking models
- Full seamless closed tops for a smooth appearance and increased strength
- High wall drawer sides accommodate front-to-back hanging file folders and eliminate the need for costly hanging file frames
- Fully adjustable and removable follower block is standard
- Full extension ball-bearing suspension for smooth and durable drawer movement
- Earth friendly electrostatically applied coating protects the environment and provides a durable finish
- Available in a range of colors, including special paint finishes - see Notes for details

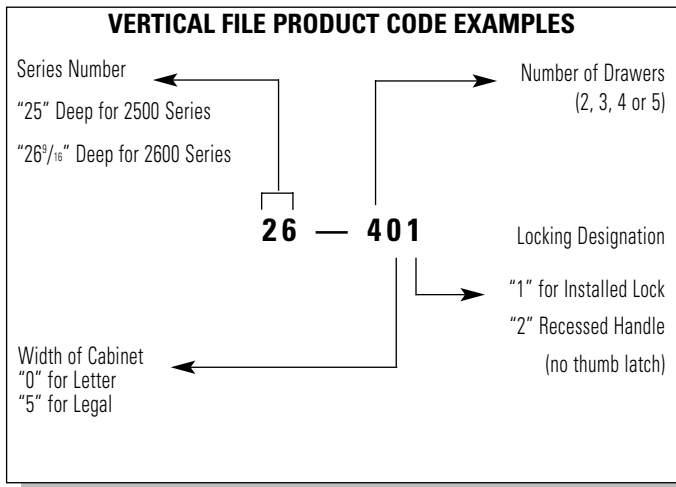


Optional field installable lock kit



High drawer sides accommodate hanging folders

VERTICAL FILE SERIES	2500	2600	2600P
CONSTRUCTION			
Standard depth	25"	26-9/16"	26-9/16"
Welded one piece top	front corners only	front corners only	front corners only
Fully enclosed welded bottom (with 6 vertical steel channels)	-	-	-
Tenon lock	•	•	•
Single point lock	•	•	•
Leveling glides (accessible from inside cabinet)	-	-	-
Counterweights (recommended for all sizes)	-	-	-
Progressive ball bearing suspension	•	•	•
Injection molded drawer-front liner	•	•	-
Double wall construction	-	-	-
High side walls	•	•	•
Lifetime Warranty (see terms + conditions)	•	•	•
DRAWERS			
Lock is standard	•	•	•
Letter / legal	•	•	•
Side to side adapter for letter filing	-	-	-
Conversion bars for side-to-side legal to letter	-	-	-
Conversion bars for front-to-back legal to letter	-	-	-
Pull handle (see matrix on next page)	-	-	-
Recessed pull with double wall front	-	-	•
Pull handle with thumb latch (see matrix next page)	•	•	-
Removable follower block	•	•	•
Label holder	•	•	•
DRAWER HEIGHTS			
Standard Drawer Heights	10-1/2"	10-1/2"	10-1/2"
SIZES / DIMENSIONS			
Depth	25"	26-9/16"	26-9/16"
Widths	15-3/16" 18-3/16"	15-3/16" 18-3/16"	15-3/16" 18-3/16"
Height - 2 drawer	29"	29"	29"
Height - 3 drawer	-	40"	40"
Height - 4 drawer	52-1/8"	52-1/8"	52-1/8"
Height - 5 drawer	64-1/4"	64-1/4"	64-1/4"



STANDARD PAINT FINISHES

Black (BLK)	Bone (BNE)	Business Grey (BGR)	Charcoal (CHR)	Claret (CLT)
Desert Putty (DPT)	Designer White (DWT)	Fog (FOG)	Grey (GRY)	Ice (ICE)
Ivory (IVR)	Light Grey (LGR)	Metro (MET)	Moss (MOS)	Navy (NVY)
Nevada (NEV)	Oyster (OYS)	Silver (SIL)	Sky (SKY)	Stone (STN)
Storm Grey (SGR)	Tahiti Sand (TSA)	Taupe (TPE)	Tungsten (TUN)*	Willow (WIL)

* 10% upcharge applies

TEXTURED PAINT FINISHES

Black Coffee (BKC)	Blizzard (BZD)	Dark Chocolate (DCH)	Mocha (MCH)	Stonedust (SDT)
--------------------	----------------	----------------------	-------------	-----------------

THUMB LATCH / HANDLE FINISHES

THUMB LATCH AND HANDLE FINISH MATRIX - 2500 + 2600 SERIES

<u>Case finish</u>	<u>Thumb latch/handle</u>
Black (BLK)	Black (BLK)
Business Grey (BGR)	Business Grey (BGR)
Charcoal (CHR)	Charcoal (CHR)
Desert Putty (DPT)	Desert Putty (DPT)
Grey (GRY)	Grey (GRY)
Light Grey (LGR)	Light Grey (LGR)
Nevada (NEV)	Nevada (NEV)
Tahiti Sand (TSA)	Tahiti Sand (TSA)
Designer White (DWT)	Business Grey (BGR)
<i>All other finishes</i>	Black (BLK)

SPECIAL PAINT FINISHES

- All special colors must use **one** uniform color per series (example: 9300 series laterals). Quantities of 1 to 10 add 10%; 11 or more **no upcharge**.
- Mica and Metallic finishes add 10% upcharge.
- Special white finishes add 10% upcharge.
- Tungsten finish, add 10% upcharge.
- ALL NON-STANDARD FINISHES MUST BE APPROVED BY GLOBAL BEFORE ANY ORDER WILL BE ACCEPTED. LONGER LEAD TIMES WILL APPLY.
- Thumb latches and handles limited to colors listed above. Please select closest or contrasting color at the time of order.

LOCKS

- Available as standard with random numbers, or with optional key alike or specified key numbers. Specify with key numbers W401 to W559. No upcharge. Where applicable.

DESIGN & CONSTRUCTION FEATURES OF 2500 SERIES

- Cases and components are painted with a high-solids polyester and epoxy blend of powder electrostatically applied to 2 mil thickness and baked at 450° for 15 minutes to a hard and durable finish.
- **25" case depth** in both legal and letter widths. Case construction combines spot and mig welding for greater durability.
- Top cap has a seamless front giving a clean smooth appearance while increasing strength and rigidity.
- Additional strength is provided by four vertical steel channels.
- **Locks are standard** on all 2500 series models.
- All tenon locks have removable cores for keying alike or later modification in your office. Master keys and core keys are available; please contact your Global customer service representative.
- Standard thumb latch prevents accidental drawer opening or bounce back.
- High wall drawer sides accommodate front-to-back hanging file folders.
- A follower block is standard in every drawer for holding "non-hanging" file folders upright. Removable to maximize space.
- Leveling glide option NOT available
- Full extension ball-bearing suspension provides smooth and durable drawer movement. Built-in guides for easy drawer removal and insertion to adapt to changing filing needs.
- Lifetime Warranty. (See Terms and Conditions)
- For environmental certification, please visit globalfurnituregroup.com

DESIGN & CONSTRUCTION FEATURES OF 2600 SERIES

- Cases and components are painted with a high-solids polyester and epoxy blend of powder electrostatically applied to 2 mil thickness and baked at 450° for 15 minutes to a hard and durable finish.
- **26½" case depth** in both legal and letter widths. Case construction combines spot and mig welding for greater durability.
- Top cap has a seamless front giving a clean smooth appearance while increasing strength and rigidity.
- Additional strength is provided by four vertical steel channels.
- **Locks are standard** on all 2600 series models.
- All tenon locks have removable cores for keying alike or later modification in your office. Master keys and core keys are available; please contact your Global customer service representative.
- Standard thumb latch prevents accidental drawer opening or bounce back.
- High wall drawer sides accommodate front-to-back hanging file folders.
- A follower block is standard in every drawer for holding "non-hanging" file folders upright. Removable to maximize space.
- Leveling glide option NOT available
- Full extension ball-bearing suspension provides smooth and durable drawer movement. Built-in guides for easy drawer removal and insertion to adapt to changing filing needs.
- Lifetime Warranty. (See Terms and Conditions)
- For environmental certification, please visit globalfurnituregroup.com

V VERTICAL FILES - 2500 SERIES

2500 SERIES

MODEL#	DIMENSIONS	FREIGHT CLASS	WT/LBS.	CUBIC FT.	LIST PRICE
--------	------------	---------------	---------	-----------	------------

D x W x H



2 Drawer Vertical File - Letter

25-201	25 x 15.15 x 29	125	62	9	\$449
--------	-----------------	-----	----	---	--------------

25" deep, files letter size documents. Refer to page 70 for drawer pull and thumb latch colors. Lock included. Progressive ball bearing suspension. Shipped assembled in 1 carton.



2 Drawer Vertical File - Legal

25-251	25 x 18.1875 x 29	125	67	11	\$521
--------	-------------------	-----	----	----	--------------

25" deep, files legal size documents. Refer to page 70 for drawer pull and thumb latch colors. Lock included. Progressive ball bearing suspension. Shipped assembled in 1 carton.



4 Drawer Vertical File - Letter

25-401	25 x 15.15 x 52	125	112	16	\$593
--------	-----------------	-----	-----	----	--------------

25" deep, files letter size documents. Refer to page 70 for drawer pull and thumb latch colors. Lock included. Progressive ball bearing suspension. Shipped assembled in 1 carton.



4 Drawer Vertical File - Legal

25-451	25 x 18.1875 x 52	125	122	19	\$675
--------	-------------------	-----	-----	----	--------------

25" deep, files legal size documents. Refer to page 70 for drawer pull and thumb latch colors. Lock included. Progressive ball bearing suspension. Shipped assembled in 1 carton.



5 Drawer Vertical File - Letter

25-501	25 x 15.15 x 64.25	125	123	19.50	\$861
--------	--------------------	-----	-----	-------	--------------

25" deep, files letter size documents. Refer to page 70 for drawer pull and thumb latch colors. Lock included. Progressive ball bearing suspension. Shipped assembled in 1 carton.

Required Specifications

Metal finish

2500 SERIES

MODEL#

DIMENSIONS

FREIGHT CLASS

WT./LBS.

CUBIC FT.

LIST PRICE

D x W x H



5 Drawer Vertical File - Legal

25-551	25 x 18.1875 x 64.25	150	130	22.80	\$887
--------	----------------------	-----	-----	-------	--------------

25" deep, files legal size documents. Refer to page 70 for drawer pull and thumb latch colors. Lock included. Progressive ball bearing suspension. Shipped assembled in 1 carton.

Required Specifications

Metal finish

V VERTICAL FILES - 2600 SERIES

2600 SERIES



2 Drawer Vertical File

MODEL#	DIMENSIONS D x W x H	FREIGHT CLASS	WT./LBS.	CUBIC FT.	LIST PRICE
26-201	26.56 x 15.15 x 29	125	65	10	\$499
26-251	26.56 x 18.1875 x 29	150	70	12	\$593

26.56" deep. Refer to page 70 for drawer pull and thumb latch colors. Aluminum label holder. Lock included.
 • **26-201** files letter size documents; **26-251** files legal size documents.



3 Drawer Vertical File

26-301	26.56 x 15.15 x 40	125	92	13	\$643
26-351	26.56 x 18.1875 x 40	125	104	16	\$739

26.56" deep. Refer to page 70 for drawer pull and thumb latch colors. Aluminum label holder. Lock included.
 • **26-301** files letter size documents; **26-351** files legal size documents.



4 Drawer Vertical File

26-401	26.56 x 15.15 x 52	125	118	17	\$675
26-451	26.56 x 18.1875 x 52	125	128	20	\$785

26.56" deep. Refer to page 70 for drawer pull and thumb latch colors. Aluminum label holder. Lock included.
 • **26-401** files letter size documents; **26-451** files legal size documents.



5 Drawer Vertical File

26-501	26.56 x 15.15 x 64.25	125	141	21	\$975
26-551	26.56 x 18.1875 x 64.25	125	157	24	\$1119

26.56" deep. Refer to page 70 for drawer pull and thumb latch colors. Aluminum label holder. Lock included.
 • **26-501** files letter size documents; **26-551** files legal size documents.

Required Specifications

Metal finish

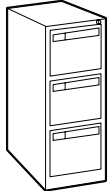
2600 PLUS SERIES (RECESSED PULLS)



2 Drawer Vertical File

MODEL#	DIMENSIONS D x W x H	FREIGHT CLASS	WT/LBS.	CUBIC FT.	LIST PRICE
26-202	26.56 x 15.15 x 29	125	65	10	\$547
26-252	26.56 x 18.15 x 29	150	70	12	\$656

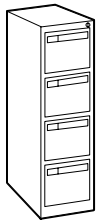
26.56" deep with recessed pulls. No thumb latch. Lock included. Ball-bearing suspension.
 • **26-202** files letter size documents; **26-252** files legal size documents.



3 Drawer Vertical File

26-302	26.56 x 15.15 x 40	125	92	13	\$706
26-352	26.56 x 18.15 x 40	125	104	16	\$787

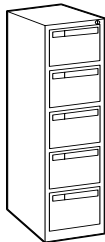
26.56" deep with recessed pulls. No thumb latch. Lock included. Ball-bearing suspension.
 • **26-302** files letter size documents; **26-352** files legal size documents.



4 Drawer Vertical File

26-402	26.56 x 15.15 x 52	125	118	17	\$746
26-452	26.56 x 18.15 x 52	125	128	20	\$860

26.56" deep with recessed pulls. No thumb latch. Lock included. Ball-bearing suspension.
 • **26-402** files letter size documents; **26-452** files legal size documents.



5 Drawer Vertical File

26-502	26.56 x 15.15 x 64.25	125	141	21	\$1072
26-552	26.56 x 18.15 x 64.25	125	157	24	\$1232

26.56" deep with recessed pulls. No thumb latch. Lock included. Ball-bearing suspension.
 • **26-502** files letter size documents; **26-552** files legal size documents.

Required Specifications

Metal finish

V VERTICAL FILES - ACCESSORIES

ACCESSORIES FOR ALL VERTICAL FILES

MODEL# DIMENSIONS FREIGHT CLASS WT/LBS. CUBIC FT. LIST PRICE

D x W x H



Lock Kit

LK26	--	70	--	--	\$30
LK26-50	--	60	--	--	\$1050

Field installable kit for 2500 and 2600 Series.
 • 50 kits to a carton for 2500 and 2600 Series.

Follower Block

FBL-2	--	--	--	--	\$30
-------	----	----	----	----	-------------

2 pack. For 2500 and 2600 Series only.



Extra Key

EK93	--	70	--	--	\$20
------	----	----	----	----	-------------

Specify core #. Key range W401-W550.



Touch Up Paint

PB-COLOR	--	--	--	--	\$43
----------	----	----	----	----	-------------

½ oz. paint bottle with brush. Order by standard color codes

Interlock Safety Mechanism

LI	--	--	--	--	\$72	2 drawers
					\$107	3 drawers
					\$140	4 drawers
					\$175	5 drawers

For 2600 series. Allows only one drawer to be opened at a time.
 • Available on 2600 series **locking** models only.

Required Specifications

Metal finish

textiles and finishes

Care and Cleaning

Textiles

Fabrics: To extend the life of your seating upholstered in fabric, regularly dust the chair to prevent airborne particles from penetrating the fabric surface.

For light soiling, use a damp cloth and blot the spot with very slight pressure, taking care never to soak the fabric. Dry with a clean cloth by blotting - never rub fabric. More intense stains can be treated the same way, but with a mild detergent. Always test fabric first in an unseen area before using any cleaning method.

Leather: For regular cleaning, simply use a soft damp cloth, taking care not to soak the leather. For more thorough treatment, soak a soft cloth in mild soap solution and wipe surface in a light circular motion. Repeat with clean water. Allow to dry and polish with a soft dry cloth. Do not use detergents, aerosol sprays or other polishes.

Hard Surfaces

Wood Veneer Finishes: Waxing or polishing catalyzed finishes is not recommended because this will give a greasy, cloudy or uneven appearance to the product and could void your warranty. Global's conversion varnish is best cleaned by wiping the surface with a damp cloth, followed by a soft dry cloth in the direction of the grain. If the surfaces are heavily soiled, a gentle product like "Windex" can be used, following the same instructions as above.

Laminate & Painted Metal Finishes: Simply wipe the surface with a clean soft damp cloth; if needed, a mild soap solution (i.e. Ivory dishwashing liquid) may be used. To prevent streaks, dry the surface with a clean dry soft cloth moving in a circular motion.

Textiles

- **Water-Based Cleaner:** Spot clean, using the foam only from a water-based cleaning agent, such as a mild detergent or non-solvent upholstery shampoo product. Apply foam with a soft brush in a circular motion. Vacuum when dry. Pretest small area before proceeding.
- **Solvent Cleaner:** Spot clean, using a mild water-free solvent or dry cleaning product. Clean only in a well-ventilated room and avoid any product containing carbon tetrachloride or other toxic materials. Pretest a small area before proceeding.
- **Water/Solvent Cleaner:** Spot clean with a mild solvent, an upholstery shampoo, or the foam from a mild detergent. When using a solvent or dry cleaning product, follow instructions carefully and clean only in a well-ventilated room. Avoid any product that contains carbon tetrachloride or other toxic materials. With either method, pretest a small area before proceeding.
- **Vacuum Only:** Clean this fabric only by vacuuming or light brushing to prevent accumulation of dust and grime. Water-based foam cleaning agents of any kind may cause excessive shrinking, staining, or distortion of the surface pile and therefore, should not be used.
- **Crypton Cleaning:** Generally stains are removed with plain water and powdered enzyme detergent. Upholstery foam shampoo, waterbased cleaning products and germicidal detergents can be used. Be sure to remove all residue from cleaning products with clean water. Do not use solvent-based cleaners or dry cleaning products.
- These recommendations and codes were developed by fabric specialists. However, because of the various ways fabric can be stained or damaged, there is no guarantee that the results will be completely successful. Use suggested methods on your own responsibility. To help prevent overall soil, frequent vacuuming or light brushing to remove dust and grime is recommended. Use professional furniture cleaning service when overall soiled condition has been reached.

TEXTILES + FINISHES

Textile Price Grades - Global Textiles

Grade 1	Carrera, Dobby, Fusion, Illusion, Jenny, Quilt, Terrace, Trak, Urban, Waterfall, Wavelength
Grade 2	Allante FRee, Elevate, Etch, GC Linen, Imprint, Luxhide, Release
Grade 3	Non standard GLOBAL textiles
Grade 4	Non standard GLOBAL textiles
Grade 5	Non standard GLOBAL textiles
Grade 6	Novaro Genuine Leather, non standard GLOBAL textiles
Grade 7	Non standard GLOBAL textiles
Grade 8	Non standard GLOBAL textiles
Grade 9	Non standard GLOBAL textiles
Grade 11	Non standard GLOBAL textiles
Grade 10	Non standard GLOBAL textiles
Grade 12	Non standard GLOBAL textiles

Please refer to individual seating series for availability of a particular textile.

The charts above do not include Textiles offered by Alliance Partners: Arc-Com Fabrics, Architex, CF Stinson, Designtex, Knoll Textiles, Green Hides, LDI Interiors, Luum Textiles, Maharam, Mayer Fabrics, Momentum, and Ultrafabrics.

Blend Seating Textiles

The grid below outlines the grade structure for using multiple textiles on select seating series. Blended textiles occur when one textile is chosen for one part of the chair and a different textile is selected for another part of the chair, resulting in a revised blended grade. For opportunities regarding more than two different textiles, please contact Global CustomerCare for approval process and grading.

FIRST TEXTILE SELECTED

		FIRST TEXTILE SELECTED																	
		1	2	3	4	5	6	7	8	9	10	11	12	13	14	15	16	17	18
SECOND TEXTILE SELECTED	1	1																	
	2	2	2																
	3	3	3	3															
	4	3	4	4	4														
	5	4	4	5	5	5													
	6	5	5	5	6	6	6												
	7	5	6	6	6	7	7	7											
	8	6	6	7	7	7	8	8	8										
	9	7	7	7	8	8	8	9	9	9									
	10	8	8	8	8	9	9	9	10	10	10								
	11	9	9	9	9	9	10	10	10	10	11	11	11						
	12	10	10	10	10	10	10	11	11	11	12	12	12						
	13	11	11	11	11	11	11	12	12	12	12	13	13	13					
	14	11	12	12	12	12	12	12	13	13	13	13	14	14	14				
	15	12	12	13	13	13	13	13	13	14	14	14	14	15	15	15			
	16	13	13	13	14	14	14	14	14	14	15	15	15	15	16	16	16		
	17	14	14	14	14	15	15	15	15	15	15	16	16	16	16	17	17	17	
	18	15	15	15	15	15	16	16	16	16	16	16	17	17	17	17	18	18	18

TEXTILE AND COLOR LISTINGS

Grade 1

Carrera 100% Polyester

CE84 Zest	CE85 Savannah	CE86 Slate	CE87 Rainforest	CE88 Aspen	CE89 Dune	CE90 Flannel
CE91 Azure	CE92 Chili	CE93 Jute	CE95 Ink	CE96 Sangria	CE97 Java	CE98 Charcoal

Dobby 96% Recycled Polyester / 4% Virgin Polyester

DB30 Snowcap	DB31 Bonsai	DB32 Cloud	DB33 Sand	DB34 Pewter	DB35 Santa Fe	DB36 Corfu
DB37 Medium Taupe	DB38 Charcoal	DB39 Berry	DB40 Royal	DB41 Titanium	DB42 Black	

Fusion 90% Virgin Polyester / 10% Post-Consumer Recycled Polyester

FU71 Tangerine	FU72 Fresh	FU73 Moss	FU74 Tomato	FU75 Aqua	FU76 Sandstone	FU77 Granite
FU78 Poppy	FU79 Cadet	FU80 Oasis	FU81 Graphite	FU82 Viola	FU83 Cobalt	FU84 Flax
FU85 Carbon						

Illusion 100% Virgin Polyester

II01 Cappuccino	II02 Paprika	II03 Tropic	II04 Wicker	II05 Hemp	II06 Cayenne	II07 Maui
II08 Dusk	II09 Smoke	II10 Currant	II11 Fiji	II12 Ozone	II13 Ebony	

Jenny 100% Polyester

JN01 Midnite	JN02 Ebony	JN03 Slate	JN07 Vermilion	JN08 Admiral	JN11 Charcoal	JN25 Silver Lining
JN26 Oatmeal	JN27 Sunflower	JN28 Cascade	JN29 Harvest	JN30 Melon	JN31 Berry	JN32 Green Grass
JN33 Roast						

Quilt 100% Polyester

QL10 Black	QL11 Charcoal Grey	QL14 Navy	QL16 Wine	QL19 Silver	QL20 Feather	QL21 Dune
QL22 Meadow	QL23 Cadet	QL24 Geranium	QL25 Daisy	QL26 Quest	QL27 Punch	QL28 Tangerine
QL29 Cocoa						

Terrace 70% Virgin Polyester / 30% Post-Consumer Recycled Polyester

TC61 Tigerlily	TC62 Shadow	TC63 Cobble	TC64 Cherry Blossom	TC65 Bluebell	TC66 Apple	TC67 Haze
TC68 Cerise	TC69 Twilight	TC70 Wintergreen	TC71 Ironwork	TC72 Pine Cone	TC73 Flirt	TC74 Echo
TC75 Glacier						

Trak 100% Recycled Polyester

TK40 Taupe	TK41 Mustard	TK42 Latte	TK43 Cement	TK44 Silver	TK45 Copper	TK46 Teal
TK47 Apple	TK48 Steel	TK49 Merlot	TK50 Midnight Sky	TK51 Mocha	TK52 Carbon	

Urban 62% Recycled Polyester / 32% Polyester

UR10 Red Rose	UR11 Ocean Blue	UR12 Blue Bayou	UR13 Green Grass	UR14 Sandcastle	UR15 Beach Day	UR16 Boardwalk
UR17 Earth	UR18 Brown Ridge	UR19 White Sand	UR20 Granite Rock	UR21 Gravel Road	UR22 Black Coal	

Waterfall 60% Virgin Polyester / 40% Post-Consumer Recycled Polyester

WA40 Trance	WA41 Tryst	WA42 Splash	WA43 Victoria	WA44 Imagine	WA45 Sky	WA46 Rainforest
WA47 Rumble	WA48 Prism	WA49 Tranquility	WA50 Grand	WA51 Rushing	WA52 Magestic	WA53 Pacific
WA54 Dance						

Wavelength 100% Virgin Polyester

WV01 Lime	WV02 Mint	WV03 Stone	WV04 Flame	WV05 Mykonos	WV06 Savannah	WV07 Mesa
WV08 Plasma	WV09 Cancun	WV10 Quartz	WV11 Moonrock	WV12 Rubine	WV13 Corfu	WV14 Bluejay
WV14 Panther						

Grade 2

Elevate 80% Post-Consumer Recycled Polyester / 20% Rayon

EL51 Halo	EL52 Dove	EL53 Safari	EL54 Sunglow	EL55 Margarita	EL56 Fiji	EL57 Mist
EL58 Blaze	EL59 Wasabi	EL60 Mystic	EL61 Mica	EL62 Cherry	EL63 Scuba	EL64 Lapis
EL65 Onyx						

Etch 80% Post-Consumer Recycled Polyester / 20% Rayon

ET81 Drift	ET82 Citron	ET83 Calypso	ET84 Mandarin	ET85 Crisp	ET86 Iris	ET87 Nickel
ET88 Paprika	ET89 Nutmeg	ET90 Marine	ET91 Magnet	ET92 Infrared	ET93 Espresso	ET94 Indigo
ET95 Anthracite						

Imprint 100% Post-Consumer Polyester

IM70 Almond	IM71 Cork	IM72 Sand	IM73 Currie	IM74 Candy Apple	IM75 Ocean	IM76 Navy
IM77 Green Tea	IM78 Celery	IM79 Oregano	IM80 Walnut	IM81 Paprika	IM82 Graphite	IM83 Slate
IM84 Licorice						

TEXTILES + FINISHES

Grade 2 (Vinyl) For availability of chair series in Vinyl, please contact a Global Sales Representative.

Allante FRee 100% Vinyl Face / 100% Polyester Backing

A01F Illusion	A02F Bright White	A03F White Crush	A04F Ivory	A05F Ice	A06F Bleached Sand	A07F Taupe Fawn
A08F Warm Smoke	A09F Autumn Rain	A10F Cookie	A11F Sierra Brick	A12F Gibraltar	A13F Chateau Grey	A14F Garden Green
A15F Oasis Green	A16F Ink Black	A17F Purple Impulse	A18F Italian Rose	A19F Mountain Sky	A20F Old Navy	A21F Galaxy
A22F Red Truffle	A23F Chocolate Sundae	A24F Province Blue	A25F Eclipse			

GC Linen 100% Vinyl Face

LE50 Potters Clay	LE51 Pearl	LE52 Tan	LE53 Storm	LE54 Butter	LE55 Haystack	LE56 Ganache
LE57 Sunset	LE58 Burnt Orange	LE59 Cayenne	LE60 Navy	LE61 Bamboo	LE62 Gray	LE63 Charcoal
LE64 Moss						

Luxhide 100% Vinyl Face / Bonded Leather Backing

BL20 Black	BL22 Parchment	BL23 Saddle	BL24 Dark Brown	BL26 Burgundy	BL27 Charcoal	BL28 White
BL34 Light Grey						

Release 100% Vinyl Face

RL11 White	RL12 Chalk	RL13 Stone	RL14 Taupe	RL15 Orange	RL16 Country	RL17 Tuscan
RL18 Cottage	RL19 Yellow	RL21 Red Barn	RL22 Brave Red	RL23 Gypsy Red	RL24 Cajun	RL25 Vineyard
RL26 Olive	RL27 Bonsai	RL28 Summer's Dream	RL29 Calico	RL31 Green	RL32 Blue	RL33 Black
RL34 Cool Grey	RL35 Thunder Grey	RL36 Navy	RL37 Dark Chocolate	RL38 Espresso		

Grade 6

Novaro Genuine Leather 100% Leather

N050 Ash	N051 Asphalt	N052 Bison	N053 Blueberry	N054 Cloud	N055 Clove	N056 Cordovan
N057 Doe	N058 Linen	N059 Marina	N060 Phantom	N061 Pigeon	N062 Scarlet	N063 Turtle
N064 Wheat						

PANEL/TACKBOARD FABRICS

GRADE 2

Lola 100% Polyester.

LL11 Medium Taupe LL12 Caramel Cream LL14 Blue Mist LL35 Spray LL36 Granite LL37 Cinder LL38 Sandstone

GRADE 3

Anchorage 65% Pre-consumer Polyester / 35% Post-consumer Polyester

AN40 Birch AN41 Green Apple AN42 Lapis AN43 Straw AN44 Wolf AN45 Goose AN46 Angora
 AN47 Cumin AN48 Asteroid AN49 Geranium AN50 Thistle AN51 Graphite AN52 Slate AN53 Quarry Blue
 AN54 Onyx AN55 Pumpkin AN56 Red Delicious AN57 Sunshine AN59 Waterfall AN61 Vanilla AN62 Cobalt
 AN64 Cloud

Merge 100% Polyester / 75% Post-consumer Recycled Polyester

MG20 Fawn MG21 Marshmallow MG22 Driftwood MG23 Dove MG24 Graphite MG25 Slate MG26 Eucalyptus
 MG27 Fire Engine MG28 Mediterranean MG29 Midnight

FINISHES

Seating Finishes - Metal & Polymer: *Please consult each Seating Series for finish availability.*

Black (BK) Charcoal Grey (CHR) Chrome (CHM) Fog (FG) Polished Aluminum (ALU) Tungsten (TUN)

Seating Finishes - Plastic (Duet, Popcorn, Sonic and Stream)

Buzz Blue (BZB) Cactus (CCT) Carrot (CRO) Cloud (IVC) Dijon (DJN) Eggplant (EGP) Fog (FOG)
 Frost (FRO) Ink (INK) Latte (LAB) Night (BLK) Sand (SND) Scarlet (SAR) Shadow (SHW)

Seating Finishes - Wood *Seating finishes will not necessarily match Casegoods finishes. This is due to the fact that Seating and Casegoods finishes use different wood species and are manufactured at multiple locations.*

Absolute (AAM) Black (BKM) Cherry (ACM) Espresso Cafe (ECM) English Oak (EOM) Fruitwood (TFM) Gray (HGM)
 Honey (AHM) Mahogany (TMM) Maple (AVM) Medium Walnut (MWM) Natural Walnut (NLW) Night (ASM) Noce Biondo (NBM)
 Noce Grigio (NGM) Noce Leggero (NEM) Noce Medio (NMM) Shaker Cherry (SKM) Walnut (TWM) WC Cream (WTM) White (WHM)
 Winter Cherry (WCM)

Desks, Workstations, Tables and Accessories - Laminate

Absolute Acajou (ACJ) Asian Night (ASN) Avant Cherry (AWC) Avant Honey (AWH) Black (BLK) Blizzard (BZD) Brushed Cobalt (BRC)
 Clear Maple (CMB) Custom Grey (CGY) Dark Espresso (DES) Designer White (DWT) Fashionista (FAS) First Class (FCL) Noce Biondo (NBL)
 Noce Grigio (NGL) Noce Leggero (NEL) Noce Medio (NML) Quartered Mahogany (QTM) Sheer Beauty (SBL) Stonedust (SDT) Storm Grey (SOG)
 Walnut Heights (WHE) White Chocolate (WHC) Winter Cherry (WCR)

Desks, Workstations, Tables and Accessories - Wood Veneer

Almond Cherry (AMW) Amber Cherry (ACW) Biscotti (BTW) Cocoa Walnut (CAW) Coral (CRW) Dark Cherry (DCW) Dark Walnut (DWW)
 Espresso Walnut (EWW) Evening Oak (EVW) Grey on Oak (GRW) Hazelnut (HAW) Java (JAW) Latte Walnut (LTW) Mahogany on Walnut (MHW)
 Milestone (MTW) Natural Maple (MPW) Natural Walnut (NLW) Red Cherry (RCW) Vintage Cherry (VNW) Umber Walnut (ULW) Walnut (WLW)
 Warm Cherry (WCW) White Maple (WMW)

Metal Leg Finishes *(check series for applicable finishes)*

Antique Copper (ACO) Black (TBL) Brushed Chrome (BCH) Buzz Blue (TBZ) Cactus (TCC) Carrot (TCR) Cloud (TIV)
 Chrome (CHM) Designer White (TDW) Dijon (TDJ) Eggplant (TEG) Fog (TFO) Frost (TFR) Ink (TIN)
 Kalua (TKA) Latte (TLA) Mocha (TMO) Nevada (TNE) Sand (TSN) Satin Brass (SBR) Scarlet (TSR)
 Shadow (TSH) Toast (TOA) Tungsten (TTU)

Metal File + Storage Finishes

Business Grey (BGR) Black Coffee Textured (BKC) Black (BLK) Bone (BNE) Blizzard Textured (BZD) Charcoal (CHR)
 Claret (CLT) Dark Chocolate Textured (DCH) Desert Putty (DPT) Designer White (DWT) Fog (FOG) Grey (GRY)
 Light Grey (LGR) Ice (ICE) Ivory (IVR) Mocha Textured (MCH) Metro (MET) Moss (MOS)
 Nevada (NEV) Navy (NVY) Oyster (OYS) Stonedust Textured (SDT) Storm Grey (SGR) Silver (SIL)
 Sky (SKY) Stone (STN) Taupe (TPE) Tahiti Sand (TSA) Tungsten (TUN)*
 * 10% upcharge applies



special color request form

CUSTOMER INFORMATION

DEALER/D.C. NAME: _____

ADDRESS: _____

CONTACT NAME: _____

CONTACT PHONE #: _____

CONTACT EMAIL: _____

COLOR INFORMATION	PRODUCT REQUESTED	
MANUFACTURER NAME: _____	QUANTITY	MODEL #
COLOR NAME: _____	_____	_____
MANUFACTURER/COLOR CODE: _____	_____	_____

REQUIREMENTS FOR SPECIAL COLOR

The following requirements are necessary to accommodate your special color request.

- Quantities of 1-10 Files per series = 10% upcharge, 11 Files per series or more = no upcharge.
 - 1900 Series Laterals & Pedestals, 9300 Series Laterals & Storage, 2500 & 2600 Series Verticals, G Pedestals, 9300 Series Personal Storage Towers.
 - 1200 Series Laterals, 1200 Series Personal Lockers, 2800 Series Verticals, Metal Bookcases, StreamLine Desks, File Taxi.
- Please submit sample, along with this completed form to the File Department, Global Corporate Headquarters, 17 West Stow Road, Marlton, New Jersey 08053.
- Special order colors will add approximately 2 weeks to the Product Lead Times posted on our Dealer website.

MICA, METALLIC AND TEXTURED PAINTS ARE AVAILABLE. A 10% UPCHARGE WILL APPLY, REGARDLESS OF QUANTITY. WHITE CAN BE APPLIED TO ALL PRODUCT; 10% UPCHARGE APPLIES.

I understand the guidelines of this program and agree to all of its terms: _____
 (Signed)



LEVEL 3 CERTIFIED
Many programs in various categories



LEED PARTNERSHIP PROGRAM
Products can help you earn credits



GREENGUARD CERTIFIED
Gold

THE ENVIRONMENT We believe now more than ever, that it is our responsibility to protect the environment and our precious natural resources for future generations. The growing importance of energy and environmental concerns continues to challenge us in this ever changing marketplace.

As an industry leader, Global continues to take proactive steps towards reducing the negative impacts on the environment. We are building "healthier" offices; investing in Research & Development and new technologies; reducing waste and the consumption of energy; and improving the quality of the air we breathe, all which can have a significant impact on our quality of life.



Epoxy Powder coating process is solvent free. No harmful VOC's or lead. No toxins are released into the atmosphere.

Global's recycled fabrics offer affordable, environmentally responsible alternatives to commercial textiles. We recycle 35,000 lbs of fabric offcuts weekly.



powder paint process:
98% paint recovery and reuse

more recycled fabric
less to the landfill

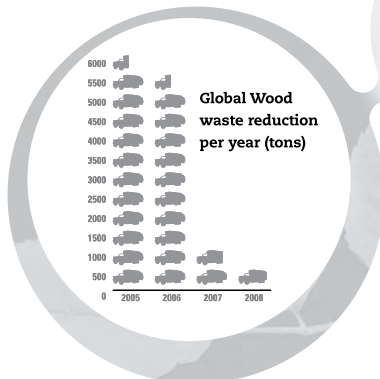
talk to us about our
leed partnership program

we've diverted
90% of our wood waste from landfill in four years



Global has the products and resources to help your projects achieve LEED certification.

New technology allows us to reduce glue usage by 50%. In addition, our polyurethane glue reduces emissions and requires less energy to apply.



For further information on Global's environmental initiatives, please visit <http://www.globaltotaloffice.com/enviro/>

TERMS AND CONDITIONS

This illustrated price list has been designed to facilitate fast reference and easy use. Products are categorized into "seating", "desks", "files", "panels", or "tables", and are listed numerically within their categories. The line drawings match actual photographs (where possible) to aid in instant recognition of the total range within a series.

Sales of Global Furniture Group ("Global") products are made only on Global's standard Terms and Conditions of sale which are contained in this list price book. These standard terms and conditions may be modified or supplemented only by a separately written document signed by Global's authorized personnel at its head office in Marlton, NJ. Any term or condition contained in any purchase order or other form used by dealer/purchaser to order goods (including standard, printed language) which is different from, in addition to, or in any way inconsistent with Global's standard terms and conditions shall be of no force or effect whatsoever.

All illustrations, specifications and prices in this list price book are based on the latest product information available at time of publication. Global reserves the right to make changes at any time and without prior notice to prices, colors, materials, specifications and models offered.

Description

Each product shown or described in this list price book is standard Global product. Available options are noted at the beginning of each series. Available options may require additional delivery time and cost, and may affect the warranty given. Sizes and weights shown are approximate and are subject to slight changes from time to time.

Prices and Payment

The prices shown in this book, as well as those quoted by Global, are in United States dollars for orders shipped to destinations in the U.S. and Mexico.

If shipping date requested is more than 90 days from date of order, Global shall reserve right to use published list prices effective at the time of shipment.

Orders are invoiced at the time of shipment. Terms of payment are net 30 days from date of invoice (1% 15 days) unless otherwise stated. The Purchaser agrees that Global reserve the right to enforce a charge amounting to 1.5% per month (18% per year) on invoices outstanding more than 30 days.

If the Purchaser's most recent annual net volume is less than \$5,000.00, payment must be made in advance.

Any products sold by Global shall remain the personal property of Global until fully paid.

Prices are suggested list prices only and are subject to change without notice. Global will, however, attempt to keep dealer/purchasers up-to-date on all developments including price changes.

Taxes

All prices shown in this book are exclusive of sales, use, excise and other applicable taxes and are the dealer/purchaser's responsibility as per the invoice issued by Global. If dealer/purchaser claims an exemption from such taxes, it shall be the dealer/purchaser's responsibility to furnish Global with an appropriate exemption certificate at time of order.

Ordering Information

Global requires that all orders be submitted in writing and will be acknowledged on Global's acknowledgment forms governing the transaction.

The details appearing on this acknowledgment will describe the items to be shipped and the approximate shipping date. It is the Purchaser's responsibility to determine that the information in the acknowledgment is correct. In the event of an error, the Purchaser must notify their Global Customer Service representative immediately by telephone followed by written confirmation. Shipping dates are assigned to orders based on the items having the longest manufacturing lead time (unless instructed to partial ship).

At time of order, please provide the following information:

1. Account number (if possible)
2. PO number
3. "Bill to" and "Ship to" name and address
4. Complete model number and selected options including textiles/finishes
5. Special instructions and tag information
6. Shipping instructions, please indicate:
 - a. pick up
 - b. Global trailer program
 - c. common carrier, provide name of carrier, your account number
7. Special quote (SQ) # or MTM # (if applicable)
8. Customer's Own Material (COM), Global Purchased Material (GPM), Customer's Own Leather (COL), see below.
9. For specials and custom quoted product, please indicate the custom quote # on your PO. If changes are made to the quote a new quote must be issued prior to submitting the order. It is the Purchaser's responsibility to determine that the information on the quote is correct. Global will not be responsible for wrong product due to errors in the quote

The above points will be checked by Global for accuracy. Global will process orders using the codes provided by the Purchaser. Price discrepancy is the responsibility of the Purchaser. The Purchaser must notify Global prior to invoicing.

The Purchaser is responsible for providing correct information at time of order. If no option(s) are selected the system will default to standard feature(s). Orders with missing/incorrect information (finish, etc.) will be put on hold until all information is complete. Orders will be scheduled for manufacturing upon receipt of complete information.

Changes and Cancellations

After the date of Global's acknowledgment of the Purchaser's order, the order may not be changed or canceled by the Purchaser without the written consent of Global. Special order items, C.O.M. and fabric-covered items already in production are not subject to change or cancellation under any circumstances. Textile-covered items are considered to be in production once the textile is scheduled for cutting. Other standard items already in production are subject to a minimum 35% cancellation charge.

Errors and Omissions

All quotations, acknowledgements and invoices are subject to corrections for any errors and omissions.

FINISHES

Seating Finishes

Where painted frames are not a standard color, there is a one time charge of \$578.00 list price per-order for custom wood staining/color matching. Restrictions may apply. The customer must provide a 3" x 3" color chip/sample. Non-standard finishes must be approved by Global prior to acceptance of order.

METAL FILING + STORAGE

File Finishes

All non-standard finishes must be approved by Global prior to acceptance of order and may be subject to an upcharge.

Laminated Tops - Pricing for all non-standard finishes and sizes must be provided by Global Customer Service and may be subject to an upcharge.

Desk Finishes

Because the distinctive characteristics and the nature of wood products cause variations, exact matches are not always possible.

Global has launched a finishes program between marketing companies within the Global Group to match products as best as possible when same finishes are specified.

Customers Own Material (COM)

Use of COM must be approved by Global prior to acceptance of order. Please refer to back of the Seating List Price Book and fill out the Authorization Request Form. Photocopy and use this form as often as necessary. The customer must provide a 12" x 12" fabric sample and advise how the fabric is to be applied. **Textile yardage requirement will be advised by the factory, and additional yardage may be required if pattern requires matching.** Yardage shown in the List Price Book does not allow for pattern repeat/matching. Send to the address provided on shipping document upon approval from Global. If C.O.M. is difficult to apply or if product shall be modified, extra charges shall be made. Global reserves the right to cancel an order at any time if C.O.M. is inadequate for any reason. Customer's Own Material must be shipped freight and duties paid to our factory. Such shipment must be fully identified with purchaser's order number, RGA # provided by Global, and the item for which material is intended. Performance of C.O.M. when applied to product is the sole responsibility of the purchaser. Global's standard product warranty shall not apply to C.O.M. Use of C.O.M. will not reduce the published list price.

Textile Grading

All products are priced according to their standard textile grade. Lower grade textiles may be available but at the same price as standard textile grade. See Textiles and Finishes section for graded textiles.

Combining two grades of textiles may result in a revised grade. Please refer to "Two Grades Combination Chart" in the Textiles and Finishes section. For more than two textiles a special quotation is required.

Global Purchased Material, Customer Specified (GPM)

Global may purchase material specified by the customer. Use of GPM must be approved by Global prior to acceptance of order. If it is difficult to apply or if product is required to be modified, extra charges will apply. Global reserves the right to cancel an order at any time if GPM is inadequate for any reason. Performance of GPM when applied to product is the sole responsibility of the textile vendor. Global's standard warranty will not apply to GPM materials.

Customer's Own Leather (COL)

Not all seating can be upholstered in leather. Please consult series notes for availability. COL price is the lowest published grade for the series (leather or fabric).

Upholstery Coverings

Slight variations in color may occur between dye lots. Although Global attempts to minimize these variances, they do occur and must be accepted as normal and will not be considered defects.

Leather is a Natural Product

Natural variations occur in the color, grain and texture of leather. As a result, a degree of variation should be expected. As leather is used it develops a patina. Its color changes slightly, it will get marked and it will stretch and pull, these are the hallmarks of genuine leather and are not considered defects.

Yardage

Required yardage (ydg) is based on unmatched materials with widths of 54" for seating, 63" for panels. Yardage calculations are based on imperial measurements.

Arms

A wide selection of arms are available for some series. See Arm Chart in the Seating price list for details.

Delays

Global's order acknowledgement will state a shipping date which is Global's best estimate at the time the order is acknowledged. However, Global shall not incur any obligation or liability to Purchaser for failure to ship by specified date unless Global has agreed to an unequivocal shipping date in a separately signed written document executed by its authorized personnel at its head office. In addition, Global shall not be liable for any loss or damage resulting from any delay or failure in shipment or other failure to perform all or any part of the agreement between the parties with respect to the goods shown on the face of the order acknowledgement where such delay, failure, loss or damage is the proximate result of any act of any governmental authority or political subdivision thereof, revolution, riot, civil disorder or disturbance, delay or default in transportation, strike disputes among or between labor unions or other labor disputes, delay or inability in obtaining materials and facilities, fire, flood, act of God or any cause not within the reasonable control of the company, whether of the class of causes enumerated or otherwise.

F.O.B.

F.O.B. point is Global's Factory, Downsview, Ontario, Canada, or any Global Regional Distribution Center.

UPS Shipments

Seating products marked with a UPS symbol are packaged for UPS-able shipments.

Handling

A \$25. net handling charge per shipment will be applied for non UPS-able orders of less than \$2000 list.

Special Delivery Requirements

Global's delivered pricing provides for dock delivery during normal business hours (considered to be 8 am to 4 pm Monday through Friday) to customer/end user only. Additional delivery requirements such as inside delivery, lift gate, limited access sites, installations and weekend deliveries will incur an additional expense and will be the responsibility of the dealer.

Service

Service requests are normally the responsibility of Global's authorized dealers. Where this cannot be accomplished on a local level, service problems should be referred to Global's Customer Service Department in the nearest distribution center.

Returns

No returns of goods will be accepted without written consent and shipping instruction of Global. A minimum re-stocking charge of 35% is made on all authorized returns for credit or refund, provided goods are received by Global in the

condition in which they left the factory. This may increase depending on the type of product. Global's Return Goods Authorization (R.G.A.) numbers must appear prominently on all authorized returns. Global will not be responsible for freight costs. No credit will be given if goods cannot be reused as new. Special order items, non-stock items and C.O.M. products are in no event subject to return. All returns must be approved and authorized in writing by Global Customer Service. Global reserves the right to refuse delivery of any unauthorized returns.

Claims

All goods are sold FOB plant or Global Distribution Center. Global is not responsible for damage which occurs in transit (or in storage). The carrier signs for all goods received in apparently good order. It is the Purchaser's responsibility to examine goods upon receipt and to file any claims with the carrier for losses or damage to the product occurring during transit, including concealed damage.

Any claims made against Global for apparent defects, errors or shortages must be made by the Purchaser, in writing, within 15 working days after any delivery. Failure by the dealer/purchaser to make any claim against Global within 15 days shall constitute acceptance of the goods and a waiver of any apparent defects, errors or shortages.

Suspension

In the event that the dealer/purchaser defaults in the payment of any sum due to Global, or in the event the dealer/purchaser's financial condition becomes unsatisfactory to Global, Global shall have the right to defer or discontinue shipment of any goods until such time as the default is cured or the dealer/purchaser provides assurance of payment to Global.

Copyright

All catalogs, photographs, drawings, price lists and other printed material are protected by copyright. All rights reserved.

Trademarks

All trademarks are owned by Global Furniture Group other than OBUSFORME™ which is owned by OBUSFORME LTD. and are used under license. OBUSFORME® and the distinctive backrest design are registered trademarks of OBUSFORME LTD.

Designs and Patents

Many of the products produced by Global are protected by design registrations, design patents and/or patents. Design and specifications are subject to change, discontinuance or additions without notice.

For a full listing of issued trademarks, please visit globalfurnituregroup.com.

Cubic Measure

The stated volume is an approximate cubic foot measure that may be used to calculate freight costs. The figure shown is the total shipping volume of a unit (e.g. if a part is sent in 2 cartons the volume indicated reflects both cartons together) and is subject to change without notice. It is most economical to purchase the specified number per carton.

Combined Shipments

Global will make every effort to combine shipments and orders on written request. However, Global cannot be held responsible where such request is not complied with.

Offer of Sale

Possession of this price list or any other literature shall not imply the company's willingness to sell to the holder and shall not be construed as a direct offer of sale.

If a conflict arises between: (i) prices found in software support packages furnished to the customer by Global or by any other source on behalf of Global; and (ii) Global's current pricing found on Global's website, then the most current shall prevail.

Disclaimer

All dimensions are in inches. Prices shown are current manufacturer's suggested list prices at the time of printing. Updated pricing is available on Global's website. All applicable taxes are extra. Descriptions, specifications and prices are subject to change without notice. Errors and omissions are subject to correction.

Testing Qualifications

Many Global products pass or exceed the most stringent industry testing standards.

Flammability

The foam used in Global chairs meets the requirements of California TB117:2013. In addition to the foam, upholstery materials must also meet the California TB117 smolder resistant requirements. Please contact Customer Care to determine if a selected textile meets the California TB117 requirement.

This list price book is effective as of January 1, 2023.

For periodic updates, please check the PDF at globalfurnituregroup.com. Select Resources then Price Lists. From here you will have the option to select either the Seating, Desking + Tables or Metal Filing + Storage price list books. Global warrants that all commercial products are free from defects in material and workmanship, for the life of the product, to the original Purchaser.

LIMITED LIFETIME WARRANTY

Global will repair or replace, at Global's option, as the sole remedy for any defect covered by the warranty. The warranty applies to products manufactured after January 1, 2011.

General Commercial Seating

Global's warranty for general commercial seating covers all chair components including pneumatic cylinders, bases, casters, glides, frames, arms, plastic seats, backs and other structural components.

Exceptions to the warranty for general commercial seating are as follows:

- Foam, textiles (as sampled on Global branded and textile program cards), mesh material and electrical devices, are warranted for five (5) Years
- Control mechanisms are warranted for twelve (12) Years

The warranty applies to single shift, standard commercial usage, defined as a standard eight (8) hour day, forty (40) hour week for users weighing up to 300 pounds. ObusForme Comfort XL falls under the General Commercial Seating Warranty with the exception the weight rating is for users up to 400 pounds.

Heavy Duty Seating

Global offers products designed for multiple shift applications (24 hours a day / 7 days a week) and larger individuals weighing up to 350 and/or 500 pounds (depending on series and/or model). Global warrants these products for twelve (12) years to the original purchaser. All components (including control mechanisms, pneumatic cylinders, bases, casters, glides, frames, arms, plastic seats/backs, etc.) are covered for 24/7 applications under the warranty. The exceptions are foam and textiles, which are covered for five (5) years. Textiles on these products must exceed 100,000 double rubs for the textile portion of the warranty to apply. Heavy Duty product series that apply under this warranty currently include: Concord Executive 24 hour, Granada TS, Granada Deluxe TS, Malaga TS, ObusForme Comfort TS, River HT, Robust, Saxon, Truform TS, and Vion TS.

Outdoor Furniture

Global offers products designed for use indoors or outdoors. Global warrants these products for three (3) years to the original purchaser acquiring the product directly from authorized Global dealers. This warranty applies to single shift (eight (8) hour day, forty (40) hour week) for users weighing up to 275 pounds, unless noted otherwise. Outdoor furniture must be stored indoors during inclement or extreme weather such extreme cold, extreme heat, or excessive wind. The warranty shall not apply to any products which must be replaced due to normal wear and tear, negligence, abuse or "accident", shipping damage or product use other than in accordance with written instructions or warnings.

Exceptions to the warranty for indoor/outdoor furniture is as follows:

- Only Global branded textiles and Alliance Partner carded textile program materials expressly identified for outdoor application are covered for three (3) years when used outdoors.
- This warranty is not valid if the products are used for rental purposes.
- This warranty is not valid if the products are not properly stored during inclement or extreme weather.

Textiles

Global warrants Global branded textiles and Alliance Partner carded textile programs inclusive of fabrics, vinyls and leather products for five (5) years. Alliance Partner carded textile programs are currently with Arc-Com Fabrics, CF Stinson, Designtex, Knoll Textiles, Green Hides, LDI Interiors, Luum Textiles, Maharam, Mayer Fabrics, Momentum, and Ultrafabrics. Global does not warrant COM (Customer Own Materials) or graded-in materials (non-carded) and purchased by Global for a customer. For graded-in or COM products, please contact the textile supplier for performance information and warranty details.

Seating Warranty Summary

Seating Type	Components Warranty For Original Purchaser	Use Time For Warranty Coverage	Exceptions
General Commercial Seating	Lifetime	8 Hours/5 Days Per Week	Foam/Textiles/Mesh/Electrical Devices - 5 Years Control Mechanisms - 12 Years
Heavy Duty Seating	12 Years	24 Hours/7 Days Per Week	Foam/Textiles - 5 Years
Indoor/Outdoor Furniture	3 Years	8 Hours/5Days Per Week	Outdoor Use Textiles – 3 Years

Files, Desks, Modular Furniture, Tables, Panels & Accessories

Global warrants all components of metal storage and filing, laminate and wood veneer desks, laminate and wood veneer tables, metal leg components and panels for the lifetime of the product to the original purchaser.

The warranty applies to single shift, standard commercial usage, defined as a standard eight (8) hour day, forty (40) hour week. Load restrictions apply, refer to individual product descriptions.

Exceptions to the warranty for files/desks/tables and panels are as follows:

- Electrical devices, panel and tackboard textiles, adjustable keyboard mechanisms, non-electrical table mechanisms, monitor arms, lecterns, coat trees and task lights - five (5) years
- Laminate folding tables - one (1) year
- Motorized electrical components - two (2) years
- Keyless lock options - two (2) years

Files, Desks, Modular Furniture, Tables, Panels & Accessories Warranty Summary

Product Type	Components Warranty For Original Purchaser	Exceptions
Metal storage and filing	Lifetime	keyless lock options - 2 years
Laminate/wood veneer desks and modular furniture	Lifetime	tackboard textiles, electrical devices, task lights - 5 years
Boardroom, conference and training tables	Lifetime	electrical devices - 5 years moving parts - 5 years
Panels	Lifetime	panel textiles, electrical devices, task lights - 5 years
Coat racks and lecterns	5 years	none
Folding tables (laminate & molded)	1 year	none
Height adjustable tables	5 years	motorized parts (on electrical tables) - 2 years

Global's Warranty does not apply (for any product category) to the following:

- Nominal or normal amount of wear and tear that can occur over time
- Failures which result from negligence, abuse, accident or misuse
- Failure to apply, install or maintain products according to Global's written instructions and warnings
- Modifications, attachments or repair methods not approved by Global
- Damage caused by a carrier in transit, or delivery/installation contractors
- The matching of colors, grains or textures (wood, leather, etc.) of natural materials
- Products exposed to extreme hot or cold temperatures or excessively dry or humid environments
- Colorfastness or the matching of color of textiles, dye lots of textile can vary
- Damage by markings or staining; damage by sharp objects or imprinting from instruments
- Damage to textiles or laminate and wood surfaces/edges from exposure to sunlight (including UV rays)
- Products used for rental purposes
- Purchased parts are warranted for one (1) year
- Failure to follow specific cleaning and disinfecting instructions posted on globalfurnituregroup.com

Global's warranty does not cover the costs of transportation or labor. Repair or replacement will be at Global's option.

Global makes no warranty that any of its products are suitable for any particular purpose and makes no other warranties, express or implied, other than those set out here. As codes and standards vary from one jurisdiction to another, references to compliance are solely for convenience and without any representation as to accuracy or suitability. Users must verify the suitability of such information or product for their specific application. In no event shall Global be liable in either tort or contract for any loss or direct, special, incidental, consequential, or exemplary damages.

Global's warranty applies to products sold within the United States of America, Mexico, the Commonwealth of Puerto Rico and Canada.

Textiles and Finishes

Global textiles and finishes are updated periodically to meet the demand and trends of the market. As a result, some textiles and finishes may be discontinued by Global or the manufacturer. In the event that a textile or finish is discontinued, Global will make every reasonable effort to provide an alternative product(s) of comparable function.

Global US Headquarters/Distribution Center

17 West Stow Road, P.O. Box 562
 Marlton, New Jersey U.S.A. 08053
 T (856) 596-3390
 T (800) 220-1900

A \$25 net handling charge per shipment
 will be applied for non-UPSable orders of
 less than \$2,000 list.

Showrooms**Atlanta**

10 10th Street
 Suite 150
 Atlanta, GA 30309
 T (404) 879-0998

Boston

One Harbor Street
 Suite 104
 Boston, MA 02210
 T (617) 406-5435

Chicago

222 Merchandise
 Mart Plaza
 10th Floor, Suite 1035
 Chicago, IL 60654
 T (312) 755-0843

Miami

112 NE 41st Street
 6th floor
 Miami, FL 33137

New York City

386 Park Avenue South
 7th floor
 New York, NY 10016
 T (212) 545-9900

Philadelphia

1735 Market Street
 38th Floor
 Philadelphia PA, 19103
 T (215) 861-0963

New Jersey (Southern)

119 West Greentree Road
 Marlton, NJ 08053
 T (856) 596-3390

Phoenix

4675 E Cotton Center Blvd.
 Suite 165
 Phoenix, AZ 85040
 T (602) 426-0666
 T (602) 426-0777

Washington, DC

1130 Connecticut Avenue
 10th Floor, Suite 1000
 Washington, DC 20036
 T (202) 659-0230
 T (202) 659-0236

Distribution Centers**Atlanta Area**

6715 Maple Ave.
 Suite 100
 Buford, GA 30518
 T (678) 602-4130

Baltimore Area

Troy Hill
 Corporate Center
 7030 Troy Hill Drive
 Elkridge, MD 21075
 T (410) 379-8021

Chicago Area

27W501 North Ave.
 Suite 300
 West Chicago, IL 60185
 T (630) 681-2818

Cincinnati Area

8712 LeSaint Drive
 Fairfield, OH 45014
 T (513) 777-0009

Dallas Area

2025 West Beltline Road
 #100
 Carrollton, TX 75006
 T (972) 236-1366

Denver Area

16401 East 33rd Drive
 Suite 50
 Aurora, CO 80011
 T (303) 340-1617

Ft. Lauderdale Area

560 Sawgrass
 Corporate Pkwy
 Sunrise, FL 33325
 T (954) 846-8888

Houston Area

7865 Northcourt Road
 Suite 200
 Houston, TX 77040
 T (713) 695-5777

Los Angeles Area

3629 Workman Mill Road
 Whittier, CA 90601
 T (562) 484-9686

Seattle Area

Oakesdale Commerce Ctr.
 820 Southwest 34th Street
 Building W7, Suite A
 Renton, WA 98057
 T (425) 291-9282

Kansas City Area

11617 West 81st Street
 Lenexa, KS 66214
 T (913) 310-9963

Tampa Area

10351 Windhorst Road
 Tampa, FL 33619
 T (813) 621-6272



globalfurnituregroup.com

