



Office Spaces™ is a unique desking architecture addressing current and future private office trends. Elements in the series coordinate with products in the Spaces Collection. Modular in design, Office Spaces is self-supporting for easy reconfiguration or relocation. A progressive palette of finishes and materials supports the light look of this contemporary desking line.

Office Spaces was designed from the ground up to incorporate height adjustable surfaces in both rectangular and L-shaped configurations. The series offers new solutions for meeting rooms and guest offices that facilitate engagement and support collaboration. The seamless integration of work carts and trolleys from Collaborative Spaces extend the possibilities and applications with shared details, materials and finishes.

#### Features and Benefits

- Tops are 1" thick thermally fused laminate or 1-1/16" high pressure laminate
- Tops are constructed of 45 lb. density particle board
- Worksurfaces are sold separate from the base.
- Height range is 26"-52.5" measured from the floor to the top of the worksurface
- Height adjustable and fixed height legs share the same design, for a consistent visual across all applications.
- PET felt privacy and modesty panels and tackable backboards soften the overall look and feel.



PET felt wire manager



Fixed or height adjustable legs support worksurfaces and returns




Tackable PET felt backboard (varied pattern shown)

GENERAL INFORMATION

- Primary and return worksurfaces feature both square corners and ergonomic large radius corners for improved ergonomics.
- Worksurfaces supported by fixed or height adjustable legs, in 2 or 3-legged applications.
- Storage elements are available in a variety of sizes and configurations including wardrobes, file drawers, box drawers and cubbies for personal items.
- Backboards support media displays and include options for whiteboards, tackable PET felt or laminate surfaces, with or without shelves.
- Accessorize surfaces and storage with whiteboards, wire management, desktop electrical and more.
- For environmental certifications, please visit [globalfurnituregroup.com](http://globalfurnituregroup.com).

CONSTRUCTION

- All worksurfaces are standard in high performance thermally fused laminate. Optional high pressure (HP) laminate available.
- High performance thermally fused laminate tops are 1" thick particle board and have a flat 3mm edge profile on all sides
- High pressure (HP) laminate tops are 1-1/16" thick laminate particle board and have a flat 3mm edge profile on all sides
- Laminate surfaces offer a selection of matching + coordinating edgeband. Specify separately from the surface finish.



- Products specified with the high pressure laminate option are finished on the underside of the surface with a kraft paper backing.
- Grommet location must be specified at the time of order or it will default to a no grommet option.
- Storage requires the top, top edge, chassis and door/drawer fronts finishes to be specified separately. Chassis and door/drawer edge finish will match corresponding chassis and door/drawer finish.
- Storage components require foot kit or storage undercarriage to be specified separately
- Power modules and grommets are not included and must be specified separately.
- Woodgrain runs horizontally on all backboards.
- Backboards will have a matching edge to the chosen laminate. If dry erase board is specified, Designer White (DWT) edging will be applied.
- Corner radius for 24"D worksurfaces is 12", where applicable
- Corner radius for 30"D worksurfaces is 15", where applicable

PET FELT COLORS

AMT	Amethyst	HVT	Harvest
APR	Apricot	LAP	Lapis
BLK	Black	MTS	Mist
BSK	Blue Smoke	NVY	Navy
BRI	Brick	PWT	Pewter
CNN	Carnation	RBV	Ruby
DEN	Denim	SHR	Shamrock
EMD	Emerald	SFR	Sunflower
GPH	Graphite	WHT	White

METAL LEG FINISHES:

BLK	Black	SIL	Silver
BZD	Blizzard	SDT	Stonedust
CHR	Charcoal	TPE	Taupe
DWT	Designer White	TUN	Tungsten
NEV	Nevada		

LAMINATE FINISHES (thermally fused and high pressure laminates):

ACJ	Absolute Acajou	FCL	First Class
ASN	Asian Night	NBL	Noce Biondo
AWC	Avant Cherry	NGL	Noce Grigio
AWH	Avant Honey	NEL	Noce Leggero
BLK	Black	NML	Noce Medio
BZD	Blizzard	QTM	Quartered Mahogany
BRC	Brushed Cobalt	SBY	Sheer Beauty
CMB	Clear Maple	SDT	Stonedust
CGY	Custom Grey*	SOG	Storm Grey
DES	Dark Espresso	WHE	Walnut Heights
DWT	Designer White	WHC	White Chocolate
FAS	Fashionista	WCR	Winter Cherry

\*Coordinates w/SIL edgeband finish

EDGE FINISHES

AAE	Absolute Acajou	NBL	Noce Biondo
ASE	Asian Night	NGL	Noce Grigio
ACE	Avant Cherry	NEL	Noce Leggero
AHE	Avant Honey	NML	Noce Medio
BLK	Black	QTM	Quartered Mahogany
BRC	Brushed Cobalt	SBY	Sheer Beauty
BZD	Blizzard	SIL	Silver*
CHR	Charcoal (use w/SOG)	SDT	Stonedust
CME	Clear Maple	TPE	Taupe
DEE	Dark Espresso	WHE	Walnut Heights
DWE	Designer White	CBE	White Chocolate
FAS	Fashionista	WCE	Winter Cherry
FCL	First Class		

\*Coordinates w/CGY laminate

**HOW TO SPECIFY:****Example: SKWSRW2460****SK** - Office Spaces**WS** - Worksurface**RW** - Rectangular worksurface**24** - Depth**60** - Width**All worksurface options:****RW** - rectangular worksurface**RRT** - rectangular worksurface with radius on top right**RLT** - rectangular worksurface with radius on top left**RTL** - rectangular worksurface with radius on top right and top left**RTBL** - rectangular worksurface with radius at top right and bottom left**RBTL** - rectangular worksurface with radius at top left and bottom right**CT** - rectangular worksurface for conferencing**CR** - racetrack worksurface for right return**CL** - racetrack worksurface for left return**CW** - racetrack worksurface**DW** - D shaped worksurface**RR** - right rectangular return**RL** - left rectangular return**RBR** - rectangular return with radius at bottom right**RBL** - rectangular return with radius at bottom left**RTR** - rectangular return with radius at top right**RTL** - rectangular return with radius at top left**Material:****LP** - Low Pressure laminate, 1" thick**HP** - High Pressure laminate, 1-1/16" thick**Required specifications:**

- Laminate finish
- Edge finish
- Cut-out location (see diagrams)

**Example: SKWSFH2C18T24****SK** - Office Spaces**WS** - Worksurface Support**FH** - Fixed height legs**2C** - Two column**18T24** - For 18" to 24" deep surfaces*Other Options:***HA** - Height adjustable**3C** - Three column**30T36** - 30" to 36" deep surfaces**Required specifications:**

- Metal paint finish

A unique desking architecture addressing current and future private office trends in providing flexible footprints and a coordinating ecosystem of products.

Backboards with options for whiteboard, PET or laminate with or without shelves complement the combinations of low/high storage possibilities. Backboards are also available sized to fill the void between wall hung overheads and low storage. Shelves and overheads add practical storage solutions for personal belongings.

- Accessorize your surfaces and storage with whiteboards, wire management, desktop electrical and more.

- Primary and return worksurfaces feature both square corners and ergonomic large radius corners.

PET modesty and privacy panels can emulate the curves of the surfaces they're applied to, providing privacy and mild sound absorption.

Column kits to support workspaces and returns in 2 or 3 legged applications.

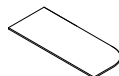
Low storage and high storage options available. All storage to be supported by low storage legs or a storage undercarriage. Low storage with leg grommets for two or three column kits for desk integration.

Painted legs available in small kits for single wide units or large under carriage spans to house mixed low/high storage combinations.

## Worksurfaces



**SKWSRW**  
Rectangular  
Worksurface



**SKWSRRT**  
Rectangular  
Worksurface with  
Radius on Top Right



**SKWSRTRL**  
Rectangular  
Worksurface with  
Radius on Top  
Right and Top Left



**SKWSRTBL**  
Rectangular  
Worksurface with  
Radius at Top Right  
and Bottom Left



**SKWSCT**  
Rectangular  
worksurface for  
conferencing

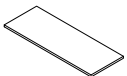


**SKWSCW**  
Racetrack  
Worksurface for  
conferencing

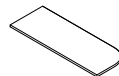


**SKWSDW**  
D Shaped Worksurface  
for conferencing

## Return Worksurfaces



**SKWSRR**  
Right Rectangular  
Return



**SKWSRTR**  
Rectangular Return  
with Radius at Top Right

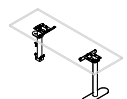


**SKWSRTL**  
Rectangular Return  
with Radius at Top Left

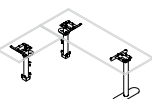


**SKWSCR**  
Racetrack worksurface  
for right return

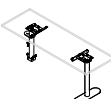
## Fixed Height Column Kits



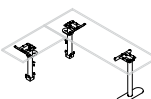
**SKWSFH2C2**  
2 Column Kit



**SKWSFH3C**  
3 Column Kit



**SKWSHA2C**  
2 Column Kit

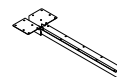


**SKWSHA3C**  
3 Column kit

## Support Channel

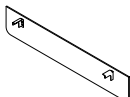


**SKWSDC**  
Support Channel

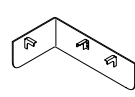


**SKWSRDC**  
Return Support Channel Kit

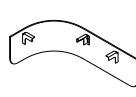
## Modesty Panel



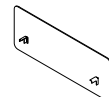
**SKWABP**  
Modesty Panel



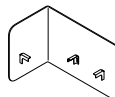
**SKWACML**  
Corner Modesty  
Panel - Left  
(Right Available)



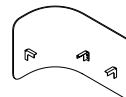
**SKWARML**  
Curved Modesty  
Panel - Left  
(Right Available)



**SKWAPP**  
Privacy Panel



**SKWACPL**  
Corner Privacy  
Panel - Left  
(Right Available)



**SKWARPL**  
Curved Privacy  
Panel - Left  
(Right Available)

## Electrical



**SCTAPE**  
Nik Edge/Clamp  
Mount Power  
Module



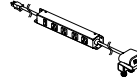
**SCTAPS**  
Nik In-Surface  
Power Module



**SCTAPB**  
Nik Below  
Surface Power  
Module



**SCTAPPB**  
Below Surface  
Power Bar



**SCTAPC**  
Below Surface  
Power Bar



**SCTACT**  
PET Felt Wire  
Manager



**SKWESCT**  
Storage Cable  
Tube



**SKSEPO**  
Storage Power  
Outlet

## Backboards



**SKBB**  
Backboard



**SKBBR**  
Backboard - Right  
Radius Corner



**SKBBL**  
Backboard - Left  
Radius Corner



**SKBBC**  
Backboard - Radius  
Corners at Top



**SKBS**  
Backboard with  
Shelf

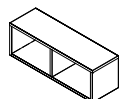


**SKBD**  
Backboard with  
Double Shelves

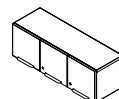


**SKBOS**  
Backboard below  
Overhead Storage

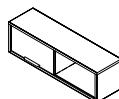
## Overheads



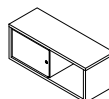
**SKS00**  
Open Cubby Over-  
head



**SKS0H**  
Hinged Door Over-  
head



**SKS0L**  
Laminate Sliding  
Door Overhead

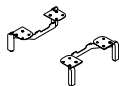


**SKS0G**  
Glass Sliding Door  
Overhead



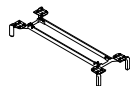
# OFFICE SPACES - STATEMENT OF LINE

## Legs



### SKSLL

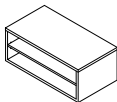
Low Storage Legs



### SKSLU

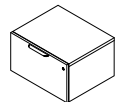
Storage Undercarriage

## Low Storage (legs / undercarriage required, specify separately)



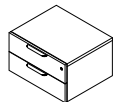
### SKSLOS

Open Cubby with shelf



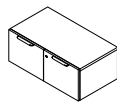
### SKSLFD

File Drawer



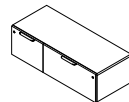
### SKSLBB

Box/Box Drawers



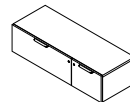
### SKSLHD

Hinged Doors



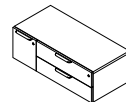
### SKSLCHLR

Hinged Door, Lateral File



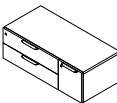
### SKSLCHLL

Lateral File, Hinged door



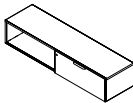
### SKSLCHDR

Hinged Door, Box/Box Drawers



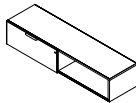
### SKSLCHDL

Box/Box Drawers, Hinged Door



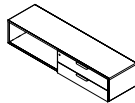
### SKSLCOLR

Open Cubby, Lateral File



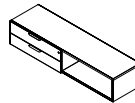
### SKSLCOLL

Lateral File, Open Cubby



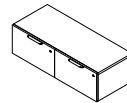
### SKSLCODR

Open Cubby, Box/Box Drawers



### SKSLCODL

Box/Box Drawers, Open Cubby

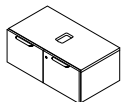


### SKSLCFF

File/File Drawers

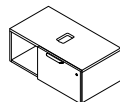
## Low Storage with Leg Grommets (legs / undercarriage required, specify separately)

(one leg grommet for use with two fixed or height adjustable column kits - primary workspace or conferencing top; two leg grommet for use with three fixed or height adjustable column kits - primary top + return)



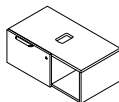
### SKSLHDG

Hinged Doors with Leg Grommet



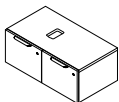
### SKSLCHOL

Open Cubby, Hinged Door with Leg Grommet



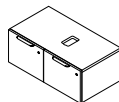
### SKSLCHOR

Hinged Door with Leg Grommet, Open Cubby



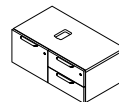
### SKSLCHFR

Hinged Door with Leg Grommet, File Drawer



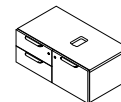
### SKSLCHFL

Hinged Door with Leg Grommet, File Drawer



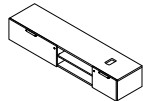
### SKSLCHBR

Hinged Door with Leg Grommet, Box/Box Drawers



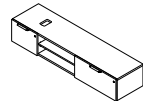
### SKSLCHBL

Box/Box Drawers, Hinged Door with Leg Grommet



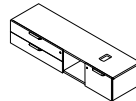
### SKSLCHOFL

File Drawer, Open Cubby, Hinged Door with Leg Grommet



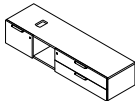
### SKSLCHOFR

Hinged Door with Leg Grommet, Open Cubby, File Drawer



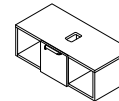
### SKSLCHODL

Box/Box Drawer, Open Cubby, Hinged Door with Leg Grommet



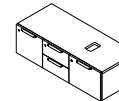
### SKSLCHODR

Hinged Door with Leg Grommet, Open Cubby, Box/Box Drawer



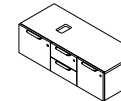
### SKSLCOHO

Open Cubby, Hinged Door with Leg Grommet, Open Cubby



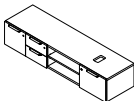
### SKSLCHBFL

File Drawer, Box/Box Drawers, Hinged Door with Leg Grommet



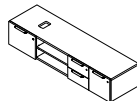
### SKSLCHBFR

Hinged Door with Leg Grommet, Box/Box Drawers, File Drawer



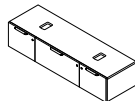
### SKSLCHOBFL

File Drawer, Box/Box Drawers, Open Cubby, Hinged Door with Leg Grommet



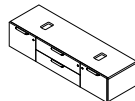
### SKSLCHOBFR

Hinged Door with Leg Grommet, Open Cubby, Box/Box Drawers, File Drawer



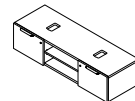
### SKSLCHFH

Hinged Door with Leg Grommet, File Drawer, Hinged Door with Leg Grommet



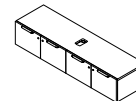
### SKSLCHBH

Hinged Door with Leg Grommet, Box/Box Drawers, Hinged Door with Leg Grommet



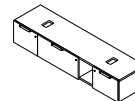
### SKSLCHOH

Hinged Door with Leg Grommet, Open Cubby, Hinged Door with Leg Grommet



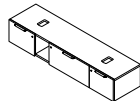
### SKSLCHDG

Hinged Doors with Leg Grommet



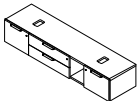
### SKSLCHOFHL

Hinged Doors with Leg Grommet, File Drawer, Open Cubby, Hinged Door with Leg Grommet



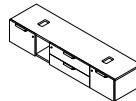
### SKSLCHOFHR

Hinged Doors with Leg Grommet, Open Cubby, File Drawer, Hinged Door with Leg Grommet



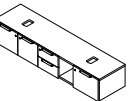
### SKSLCHOBHL

Hinged Doors with Leg Grommet, Box/Box Drawers, Open Cubby, Hinged Door with Leg Grommet



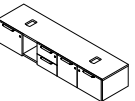
### SKSLCHOBHR

Hinged Doors with Leg Grommet, Open Cubby, Box/Box Drawers, Hinged Door with Leg Grommet



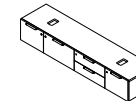
### SKSLCHOBFL

Hinged Doors with Leg Grommet, File Drawer, Box/Box Drawers, Open Cubby, Hinged Door with Leg Grommet



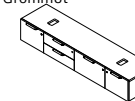
### SKSLCHOBFHR

Hinged Doors with Leg Grommet, Open Cubby, Box/Box Drawers, File Drawer, Hinged Door with Leg Grommet



### SKSLCHBFHL

Hinged Door with Leg Grommet, File Drawer, Box/Box Drawers, Hinged Door with Leg Grommet



### SKSLCHBFHR

Hinged Door with Leg Grommet, Box/Box Drawers, File Drawer, Hinged Door with Leg Grommet



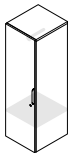
High Storage (legs / undercarriage required, specify separately)



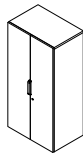
**SKSHO**  
Open Cubby



**SKSHR**  
Hinged Door - Right



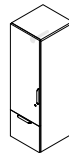
**SKSHL**  
Hinged Door - Left



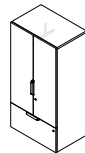
**SKSHH**  
Hinged Door



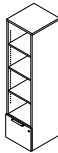
**SKSHRF**  
Hinged Door - Right  
with File Drawer



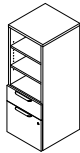
**SKSHRL**  
Hinged Door - Left  
with File Drawer



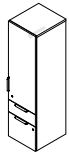
**SKSHHF**  
Hinged Doors with  
File Drawer



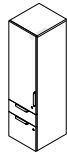
**SKSHOF**  
Open Cubby with File  
Drawer



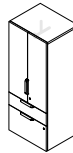
**SKSHOBF**  
Open Cubby with Box,  
File Drawer



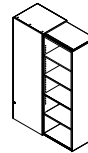
**SKSHRBF**  
Hinged Door - Right  
with Box File Drawer



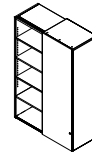
**SKSHLBF**  
Hinged Door - Left  
with Box File Drawer



**SKSHHBF**  
Hinged Doors - with  
Box File Drawer

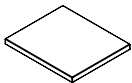


**SKSHCSR**  
Sliding Door - Closed  
Shelves Right

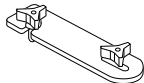


**SKSHCSL**  
Sliding Door - Closed  
Shelves Left

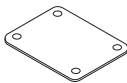
Storage Accessories



**SKSAC**  
Low Storage Cushion



**SKSAGC**  
Base Ganging Clip



**SKWSFP**  
Flush Plate



**SKSADW**  
Magnetic Whiteboard

## HEIGHT ADJUSTABLE BASE SPECIFICATION

### Construction:

- Leg column size: 70mm
- Leg and foot materials: steel
- Glide adjustment range: 18mm
- Operation speed: 1.4 inches/sec (35mm/sec)
- Anti-collision: 6-axis gyro built into control box
- Certifications: ANSI/BIFMA Compliant. UL component level certification.

### Three stage leg design:

- Guide/actuator/motor housing design: steel/aluminum/plastic
- Lift capacity: 180 lbs./leg
- Noise level: <50dB

### Control box specs NE2/N3:

Control box specs **NE2** for two column:

- Size: 11 5/8" x 1 7/8" x 3 3/4"
- Weight: 1.14 lbs.

Control box specs **N3** for three column:

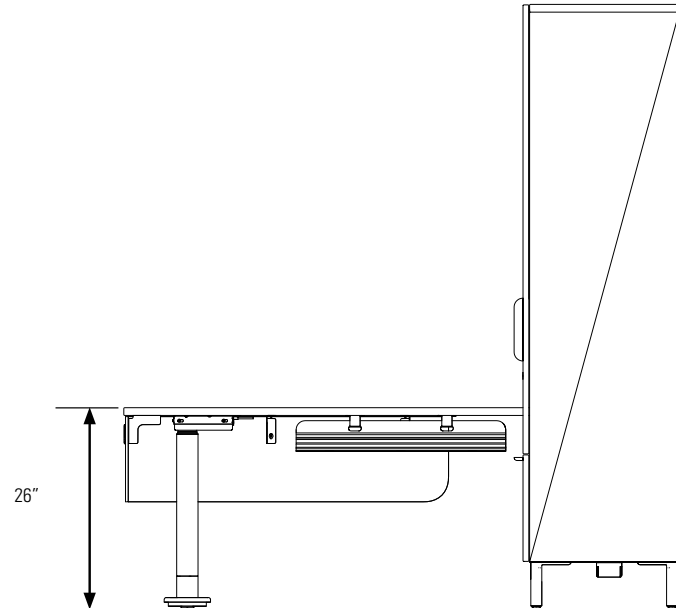
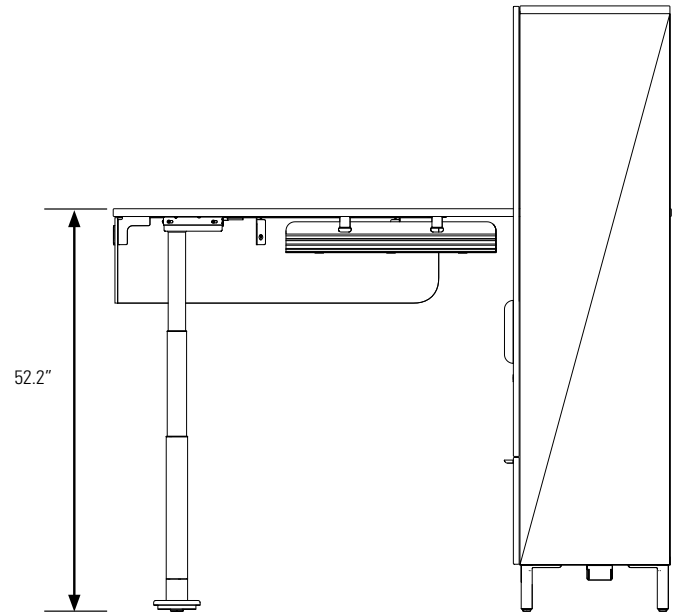
- Size: 12 5/8" x 1 15/16" x 3 11/16"
- Weight: 1.54 lbs

- Voltage: 120V
- Temperatures: below 70°C.
- Color: Black
- Overload protection:
  - Work duty: 2 min. operation, requires 18 min. rest, otherwise code H01 will show.
  - Current limitations: single port not larger than 7A, total ports not larger than 15A.
- Type of plug: three prong
- Cord length: 1 meter

### Handset K50C:

- Color: Black
- PVC
- Plug style and cord length: RJ45
- Standby power consumption: < 0.1W
- Active power consumption: NE2 max 350W, N3 max 500W
- Certifications: UL component level certification

## HEIGHT ADJUSTABLE TABLE ELEVATIONS



## POWER MODULE SPECIFICATION

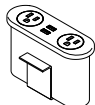
Worksurfaces	Code/Location
SKWSRW	<b>NG</b> - No Grommet
SKWSRRT	<b>F1</b> - left position
SKWSRLT	<b>F2/C2</b> - center position
SKWSRTRL	<b>F3</b> - right position
SKWSRTBL	
SKWSRBTBL	
SKWSCR	
SKWSCL	

### Worksurface Grommet Options:

- **F1/F2/F3** - BG5. Available in White (**W**), Black (**B**) and Grey (**G**). Add **\$103**.

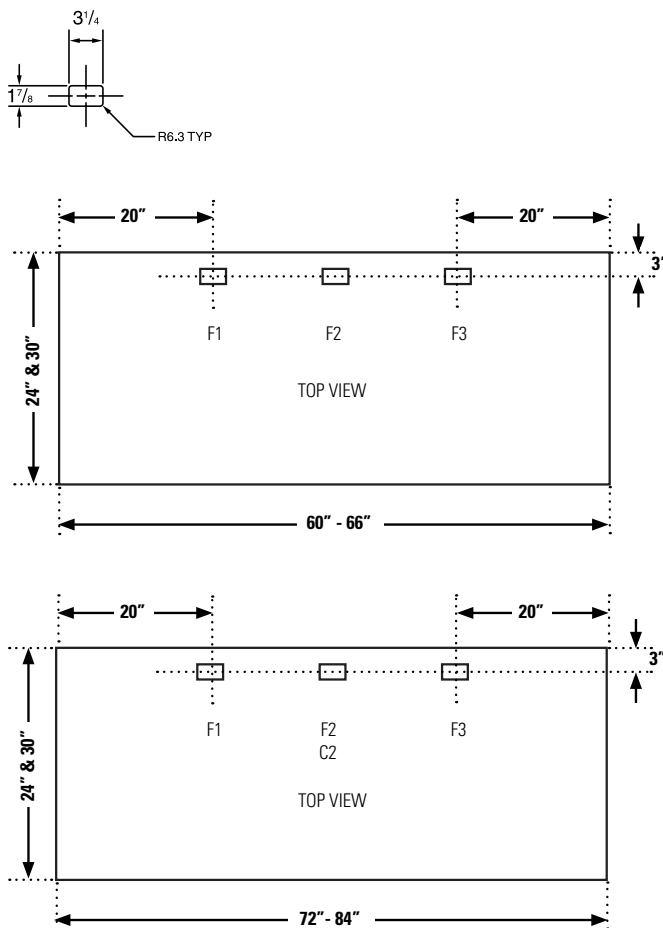
### Worksurface Power Module Options:

- Cut-outs for SCTAPsx modules available in center position only. Specify **C2**, add **\$103**.



### Worksurface Grommet Locations:

- Grommets available in standard worksurface locations (left, center or right). Order as **F1, F2 or F3**. Add **\$103** for each cut-out.
- Grommet hole dimensions are 3 1/4" wide x 1 7/8" deep.



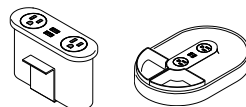
Conference Tops	Code/Location
SKWSCT	<b>NG</b> - No Grommet
SKWSCW	<b>F1/C1</b> - left position
	<b>F2/C2/O2</b> - center position
	<b>F3/C3</b> - right position

### Conference Top Grommet Options:

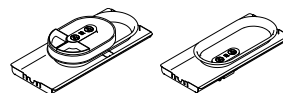
- **F1/F2/F3** - BG5. Available in White (**W**), Black (**B**) and Grey (**G**).

### Conference Top Power Module Options:

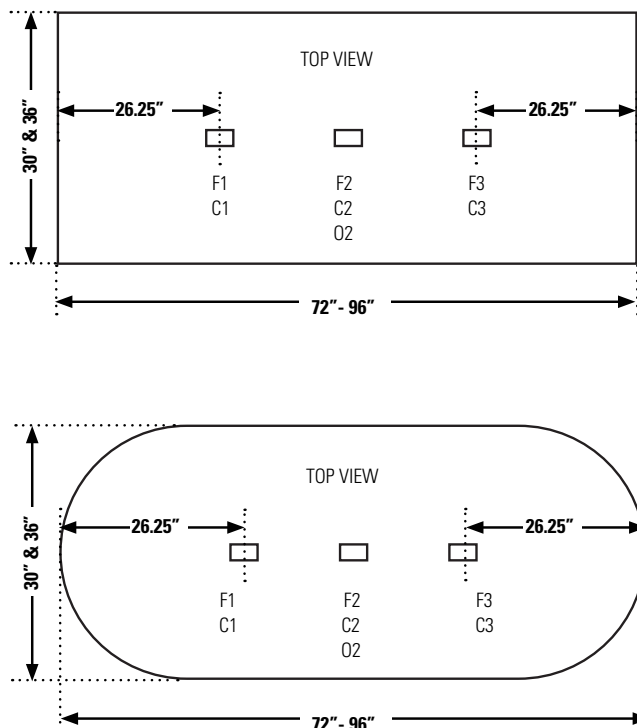
- Cut-outs for SCTAPsx and SCTAOTx modules available, centered on depth in left, center and right locations. Order as **C1, C2 or C3**, add **\$103**.



- Cut-outs for SCTAPTx / SCTAPRx modules available, centered on depth in center position only. Order as **O2**, add **\$103**.



### Conference Top Grommet Locations:

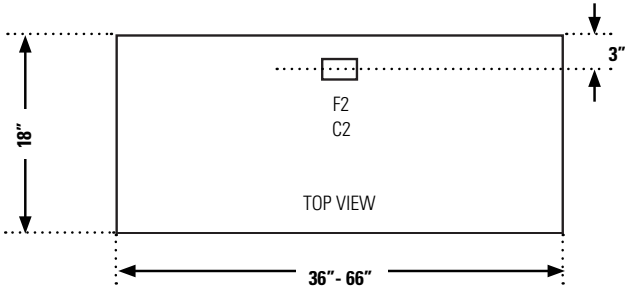
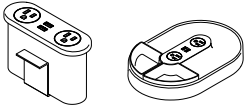


POWER ACCESSORY CUT-OUT LOCATIONS

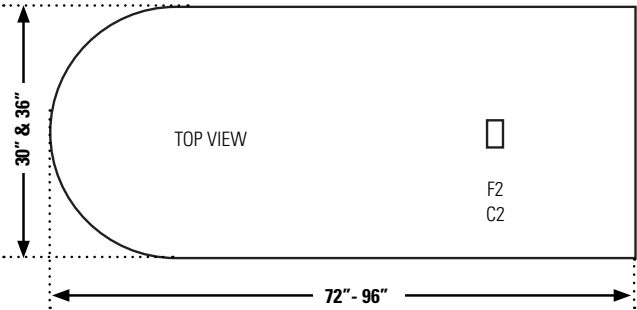
D-Top/Return	Code/Location
SKWSDW	<b>NG</b> - No Grommet
SKWSRR	<b>F2/C2</b> - center position. <b>Add \$103</b> for each cut-out.
SKWSRL	
SKWSRBR	
SKWSRBL	
SKWSRTR	
SKWSRTL	
SKWSCT	

D-Top Power Module Options:

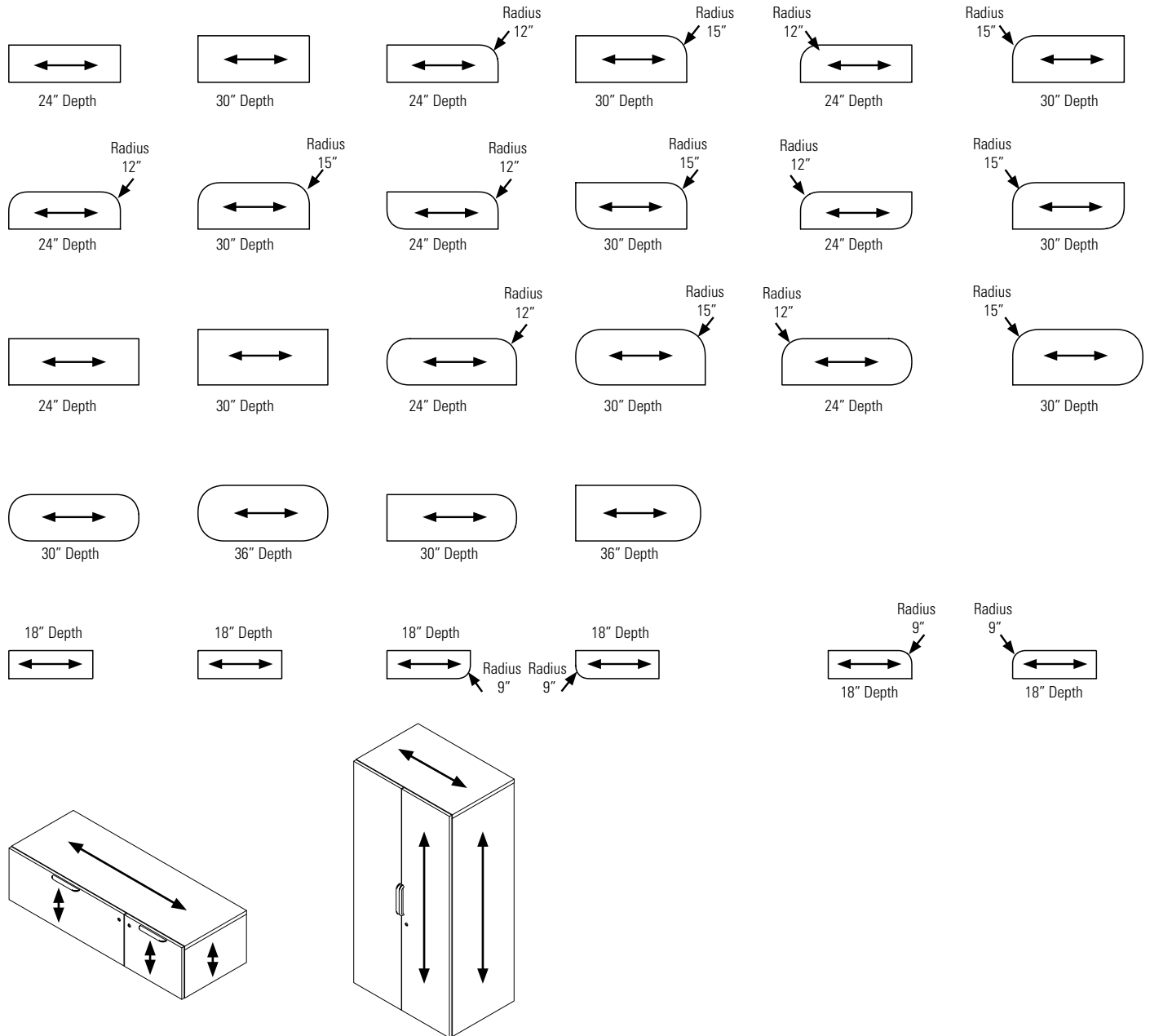
- Cut-outs for SCTAPStx and SCTAOTx modules available in center position only. Specify **C2**, add **\$103**.



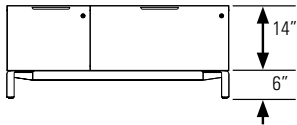
**D-Top Grommet Options:**  
**F2** - BG5. Available in White (**W**), Black (**B**) and Grey (**G**).



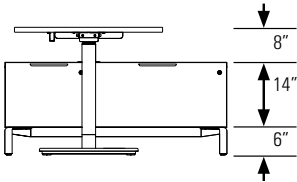
## WORKSURFACE RADIUS + GRAIN DIRECTION



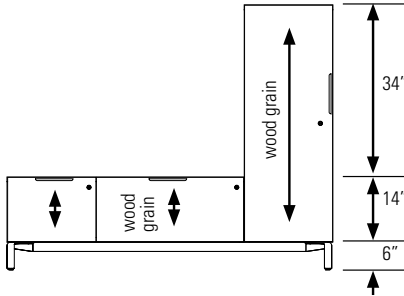
## ELEVATIONS



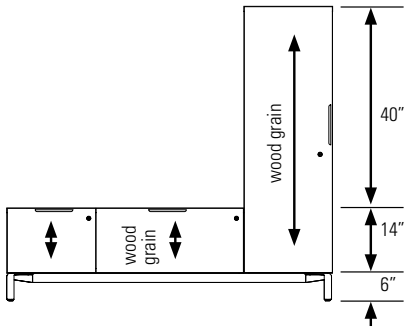
Low storage with undercarriage



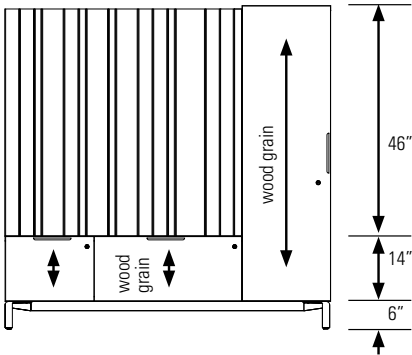
Low storage with leg grommet and fixed height leg



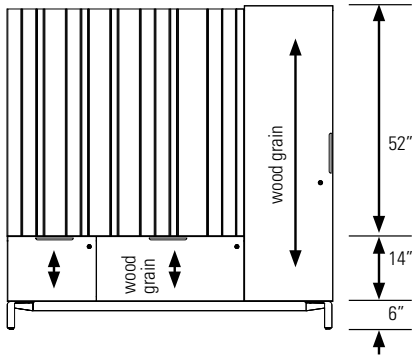
Low storage with 48" high storage on undercarriage



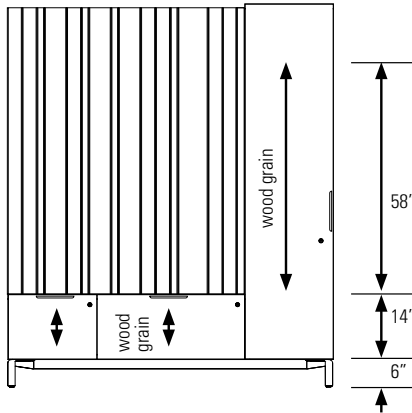
Low storage with 54" high storage on undercarriage



Low storage with 60" high storage on undercarriage with backboard



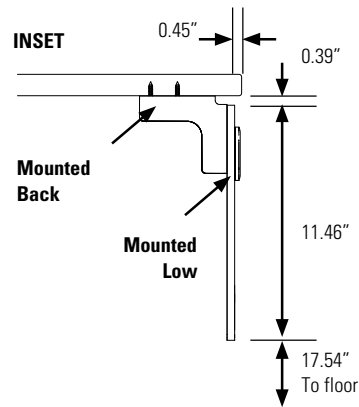
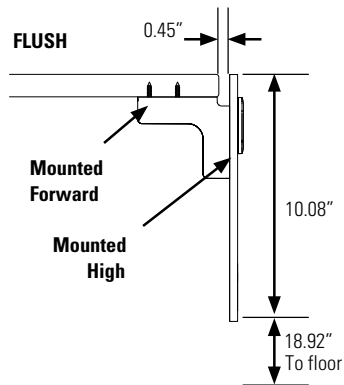
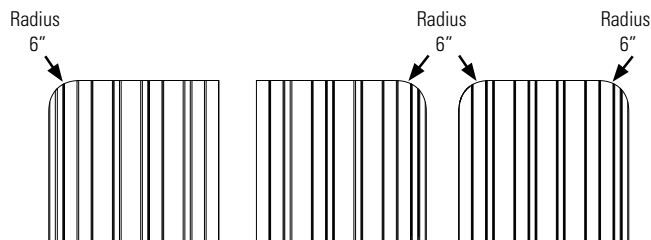
Low storage with 66" high storage on undercarriage with backboard



Low storage with 72" high storage on undercarriage with backboard


### Note - PET Felt:

- Varied asymmetrical pattern (**VE-V**) repeats every 15" in a combination of 1.5", 3", 4.5" and 6" sections between grooves.
- Equal symmetrical pattern (**VE-E**) is consistent 3" center to center of grooves.

**Modesty Panels - SKWABP, SKWACML/R, SKWARML/R****Backboard Radius Corners****Lateral File Drawers Capacity****Lateral File Drawer:**

36W &amp; 42W


Legal Filing - front to back

**Lateral File Drawer:**

36W &amp; 42W

Legal Filing - side to side

Letter Filing - front to back

**Lateral File Drawer:**


30W, 36W &amp; 42W

Letter Filing - front to back

**Lateral File Drawer:**


36W &amp; 42W

Letter &amp; Legal Filing - front to back

**Lateral File Drawer:**

30W, 36W &amp; 42W

Legal Filing - side to side



- Drawer file with plastic rail
- 30"W Size 9.44"H x 25.75"W x 16"L
- 36"W Size 9.44"H x 31.75"W x 16"L
- 42"W Size 9.44"H x 37.75"W x 16"L

**Pedestal Drawers Capacity****Box Drawer:**

15.5W

Legal Filing - side to side

**File Drawer:**

15.5W

Letter Filing - front to back

**File Drawer:**

15.5W

Legal Filing - side to side



- 18"D Drawer Box Size 3.93"H x 13"W x 16"L
- 20.23.24.29.30.36"D Drawer Box Size 3.93"H x 13"W x 20"L

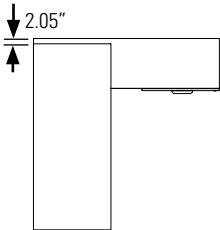
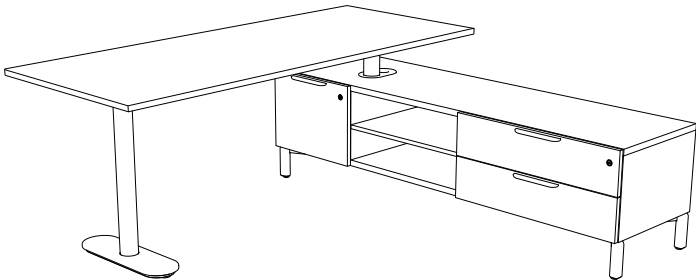
- 18"D Drawer File with plastic rail Size 9.4"H x 13"W x 16"L
- 20"D and up Drawer File with plastic rail Size 9.4"H x 13"W x 20"L

- 18"D Drawer File with plastic rail Size 9.4"H x 13"W x 16"L
- 20"D and up Drawer File with plastic rail Size 9.4"H x 13"W x 20"L

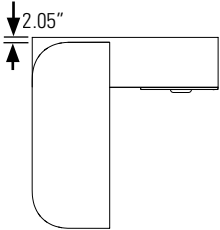
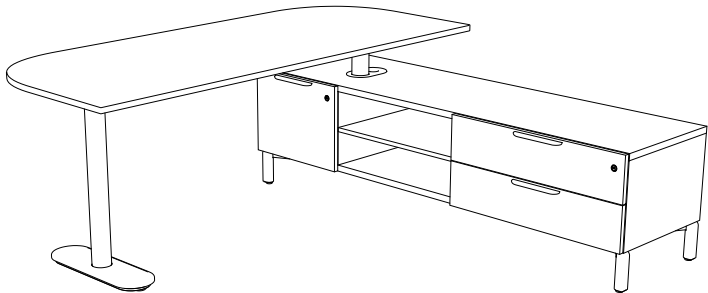
## BASIC WORKSTATION

Office Spaces planning begins with the credenza, the storage undercarriage, the worksurface, the required support channels and the leg column kit type. The examples below feature fixed height leg column kits and all surface types in a right handed configuration, but any can be specified with height adjustable leg column kits and/or the opposite handedness.

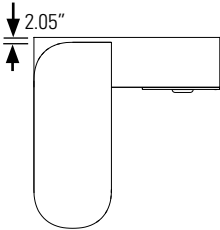
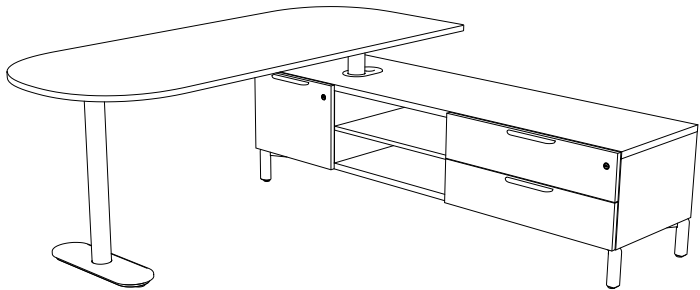
To support surfaces, specify the required leg column kit, the low storage with leg grommet and support channel bars for primary surfaces (single bar up to 66", two required for 72" and above) and a return support kit for return surfaces. Primary worksurfaces cannot rest directly on the low storage or as a freestanding table desk.



Specification:  
 SKWSRW3072, SKSLCHOEDR2072,  
 SKSLU2072,  
 SKWSFH2C30T36,  
 2 x SKWSDC72  
 Rectangular surfaces can be used  
 with a credenza on the left or right.

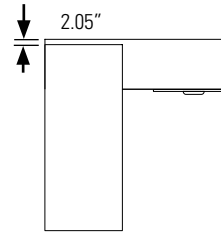
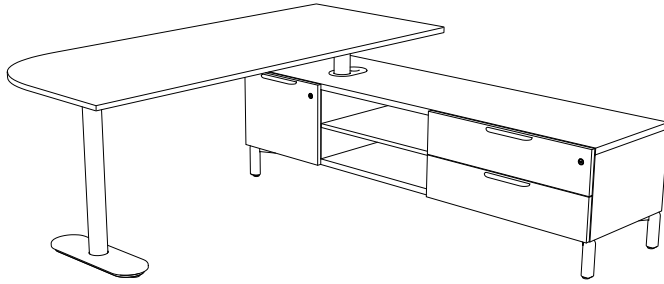


Specification:  
 SKWSRTL3072, SKSLCHOEDR2072,  
 SKSLU2072,  
 SKWSFH2C30T36,  
 2 x SKWSDC72  
 Surfaces with curves at upper left/  
 right can be used with left or right  
 handed credenzas (right shown).



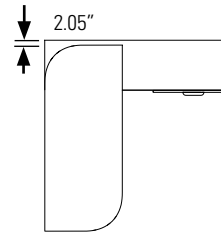
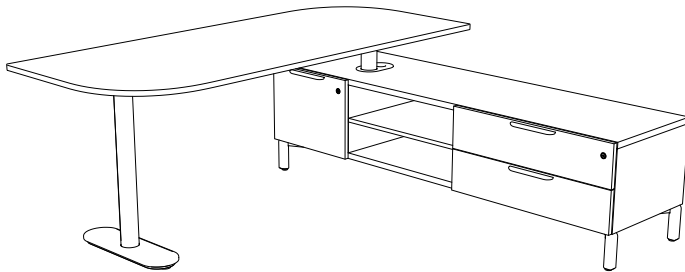
Specification:  
 SKWSCR3072, SKSLCHOEDR2072,  
 SKSLU2072, SKWSFH2C30T36,  
 2 x SKWSDC72  
 Racetrack surfaces can be  
 specified for use with left or right  
 handed credenzas (right shown).

## BASIC WORKSTATIONS



Specification:  
SKWSRLT3072,  
SKSLCHOEDR2072,  
SKSLU2072,  
SKWSFH2C30T36,  
2 x SKWSDC72

Surfaces with the curve at the upper left are used with credenza on the right (as shown). Opposite hand available.



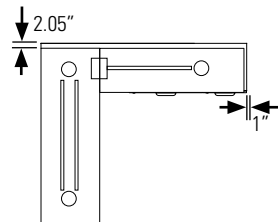
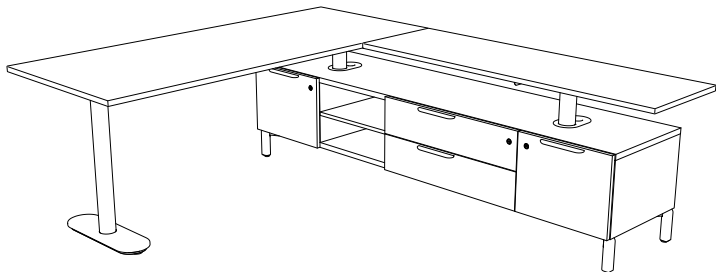
Specification:  
SKWSRTBL3072,  
SKSLCHOEDR2072, SKSLU2072,  
SKWSFH2C30T36,  
2 x SKWSDC72

Surfaces with curves at opposite sides can be used with left or right handed credenzas (right shown).

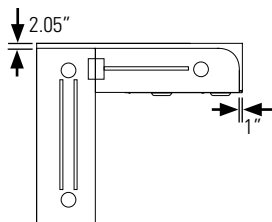
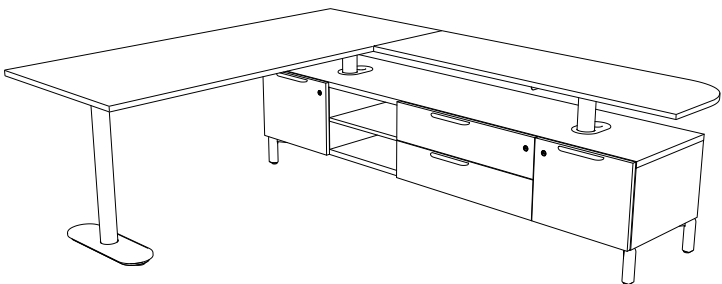
## L-DESK SURFACES

To specify an "L" shaped configuration with Office Spaces, a credenza with two leg grommet, a three column fixed or height adjustable kit, two support channels and a return support channel kit are needed. The examples below feature fixed height column kits, a basic rectangular primary worksurface with various return shapes available.

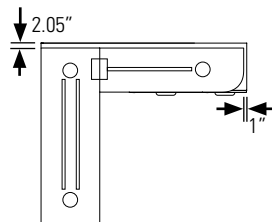
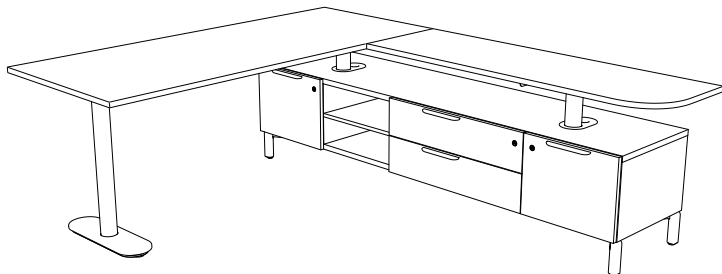
They can also be specified with height adjustable column kits and/or opposite handedness. The primary surface can be specified as any shape as shown on the previous page. To support surfaces, credenzas must be specified with two leg grommets. Surfaces cannot rest on the credenza.



Specification:  
SKWSRW2472,  
SKWSRR1860,  
SKSLCH0BHR2084,  
SKSLU2084,  
SKWSFH3C18T24,  
2 x SKWSDC72,  
SKWSRDC60



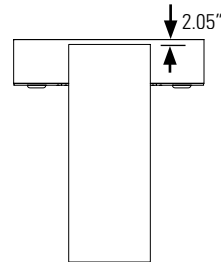
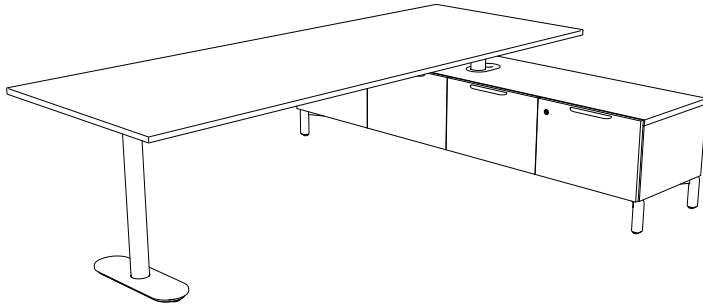
Specification:  
SKWSRW2472,  
SKWSRR1860,  
SKSLCH0BHR2084,  
SKSLU2084,  
SKWSFH3C18T24,  
2 x SKWSDC72,  
SKWSRDC60



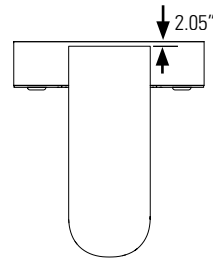
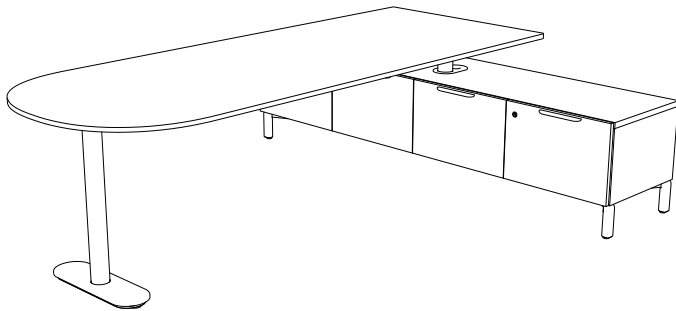
Specification:  
SKWSRW2472,  
SKWSRR1860,  
SKSLCH0BHR2084,  
SKSLU2084,  
SKWSFH3C18T24,  
2 x SKWSDC72,  
SKWSRDC60

**SHARED OFFICE/CONFERENCE**

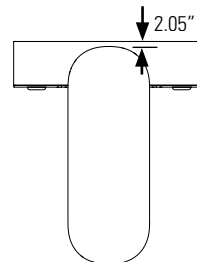
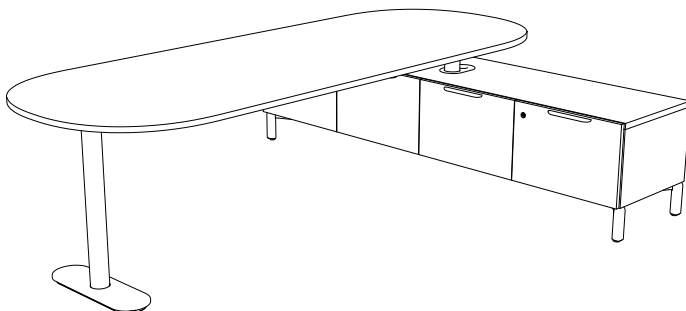
Shared spaces can be accomplished by using center grommet credenzas with Office Spaces conferencing surfaces. Conferencing surfaces are designed for use with two column kits only, fixed or height adjustable. They are not intended to be connected to returns.



Specification:  
 SKWSCT3696,  
 SKSLCHDG2084,  
 SKSLU2084,  
 SKWSFH2C30T36,  
 2 x SKWSDC84



Specification:  
 SKWSDW3696,  
 SKSLCHDG2084,  
 SKSLU2084,  
 SKWSFH2C30T36,  
 2 x SKWSDC84

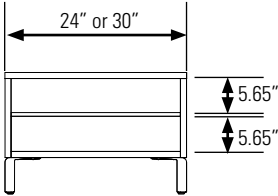


Specification:  
 SKWSCW3696,  
 SKSLCHDG2084,  
 SKSLU2084,  
 SKWSFH2C30T36,  
 2 x SKWSDC84

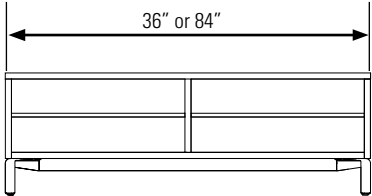
## STORAGE

SKSLL Storage Legs for single units.

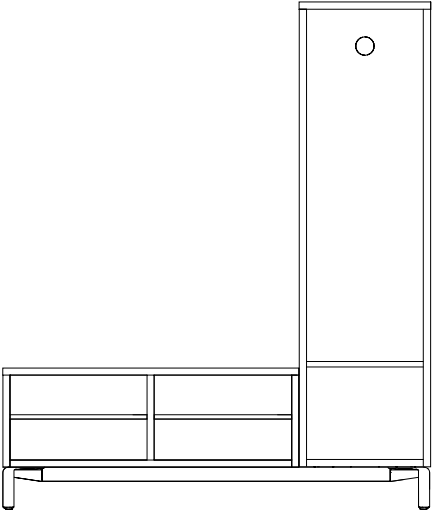
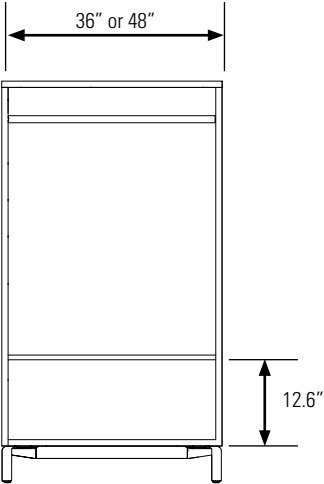
SKSLU20 Storage Undercarriage



\*Freestanding Storage 24 or 30\" w use SKSLL.  
Cannot be used for high storage.



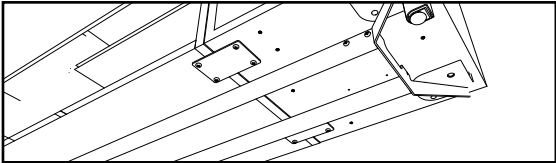
\*Freestanding Storage 36\" w or greater use SKSLU20xx



\*Combining low and high storage is possible over a single undercarriage.  
No more than one low storage unit and one high storage can be combined  
on a single undercarriage.

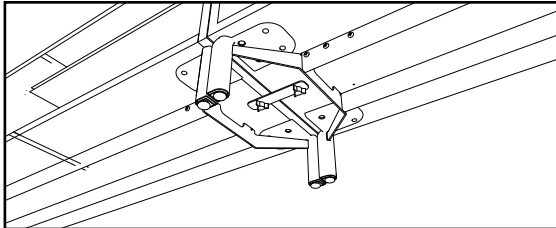
18\" wide high storage can only be used in conjunction with low storage  
36\" wide or greater.

NOTE: All storage units have a recessed back of 1.29\"



### Flush Plate Detail

Flush plates (SKWSFP) are required when combining low and high  
storage over a single undercarriage.



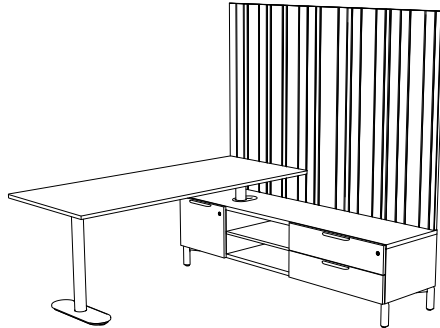
### Ganging Clip Detail

A base ganging clip (SKSAGC) is recommended when positioning two  
separate undercarriage pieces side by side. The half-pill shaped legs  
align to form an oval column to emulate the curves seen through the  
Spaces Collection.

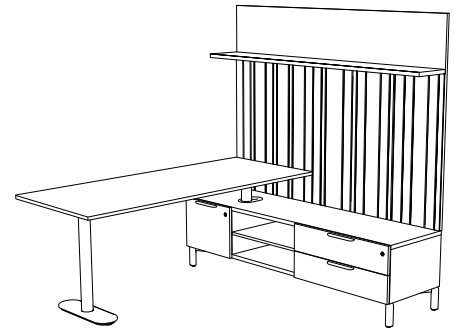
**BACKBOARDS + OVERHEADS**

Backboards add a decorative finished element to the space and with optional shelving or when used with overheads add personal storage options; they are wall mounted. Backboards include rails for mounting; hardware to fix to the wall is not included.

Backboards are intended to be mounted with bottom flush to the top of 20" low storage and aligned to the top of high storage. Backboards are available in laminate (**LP**), dry erase whiteboard (**DE**), PET felt (**PT**), and patterned PET felt (**VE**).

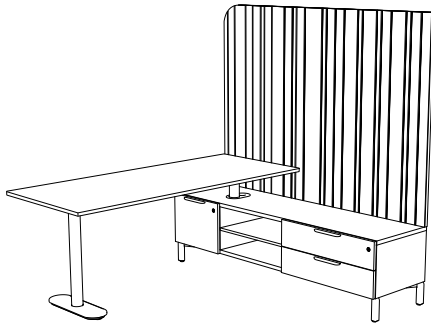


Specification:  
SKWSRW3072,  
SKSLCHOEDR2072,  
SKSLU2072,  
SKWSFH2C30T36,  
2 x SKWSDC72,  
SKBS5272VE-V

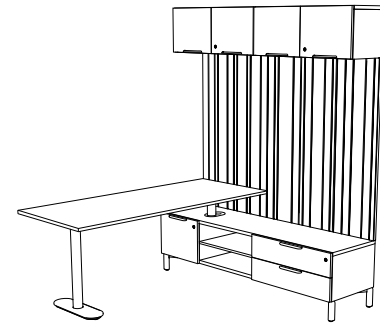


Specification:  
SKWSRW3072,  
SKSLCHOEDR2072,  
SKSLU2072,  
SKWSFH2C30T36,  
2 x SKWSDC72,  
SKBS5272VE-V

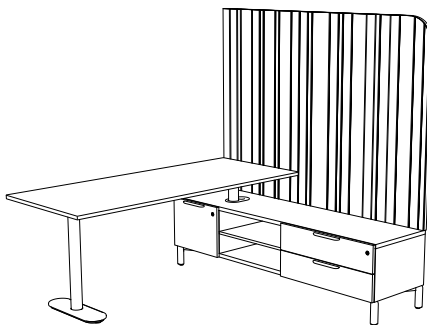
**Note:** when using backboard with two shelves, for use with fixed height column kits only



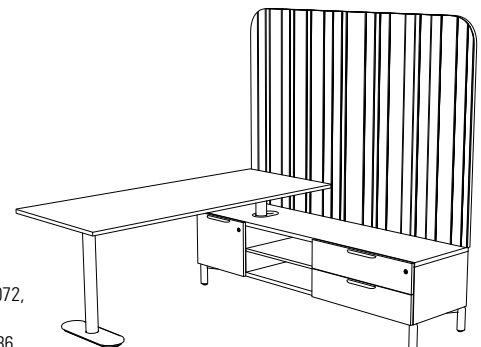
Specification:  
SKWSRW3072,  
SKSLCHOEDR2072,  
SKSLU2072,  
SKWSFH2C30T36,  
2 x SKWSDC72,  
SKBBL5272VE-V



Specification:  
SKWSRW3072,  
SKSLCHOEDR2072,  
SKSLU2072,  
SKWSFH2C30T36,  
2 x SKWSDC72,  
SKBOS5272VE-V,  
2 x SKSOH1436



Specification:  
SKWSRW3072,  
SKSLCHOEDR2072,  
SKSLU2072,  
SKWSFH2C30T36,  
2 x SKWSDC72,  
SKBBR5272VE-V



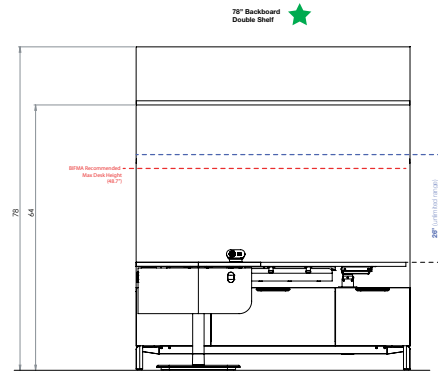
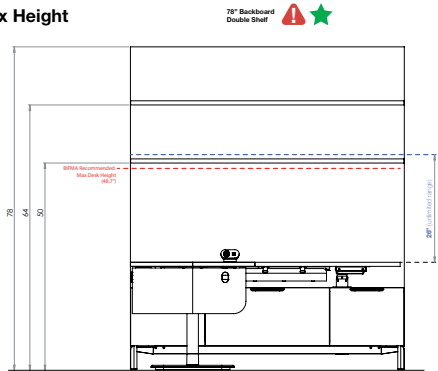
Specification:  
SKWSRW3072,  
SKSLCHOEDR2072,  
SKSLU2072,  
SKWSFH2C30T36,  
2 x SKWSDC72,  
SKBBC5272VE-V

- ⚠ Desk Height Must be limited
- ★ Desk Range Meets BIFMA Recommended Max Height

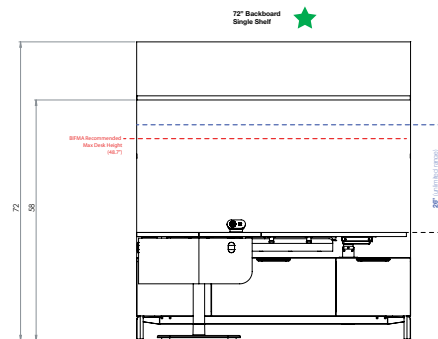
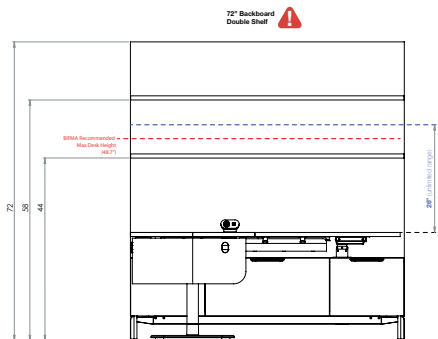
Double Shelf

Single Shelf

78" Top Datum

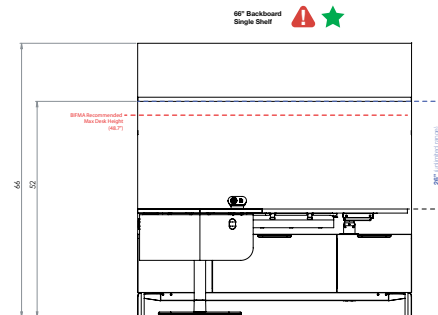


72" Top Datum



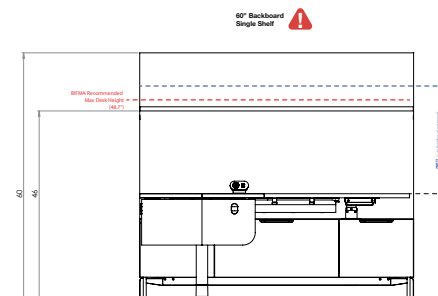
66" Top Datum

N/A



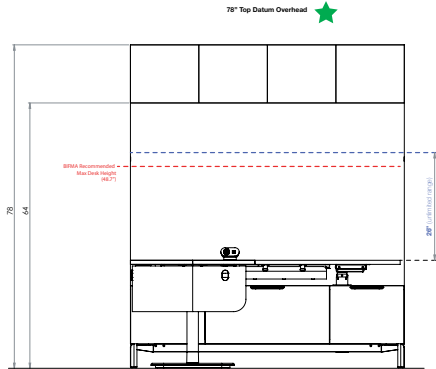
60" Top Datum

N/A

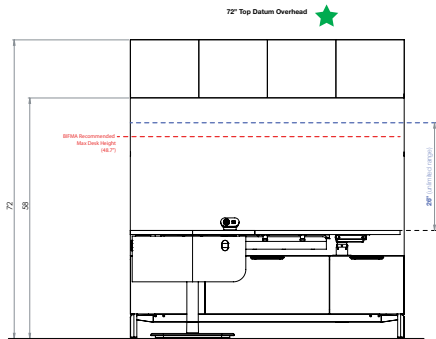


## Overhead

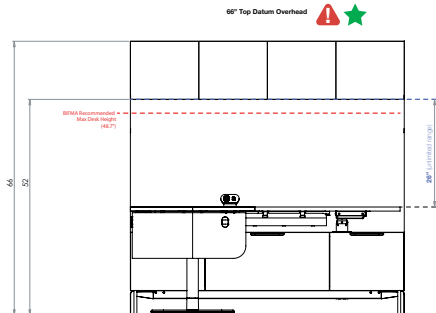
**78"**  
**Top Datum**



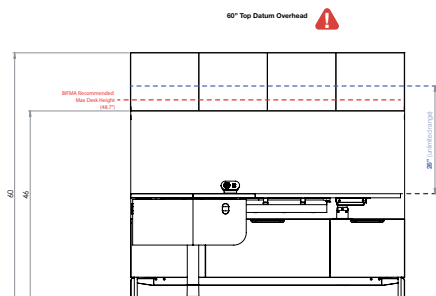
**72"**  
**Top Datum**



**66"**  
**Top Datum**

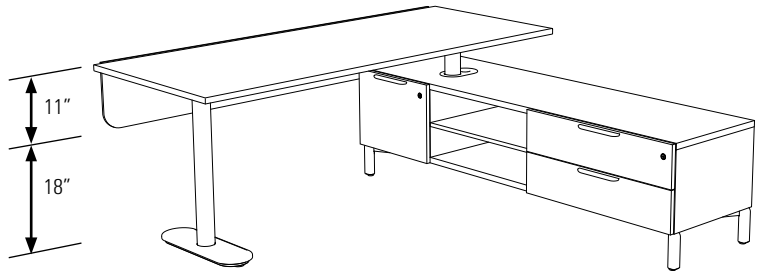


**60"**  
**Top Datum**

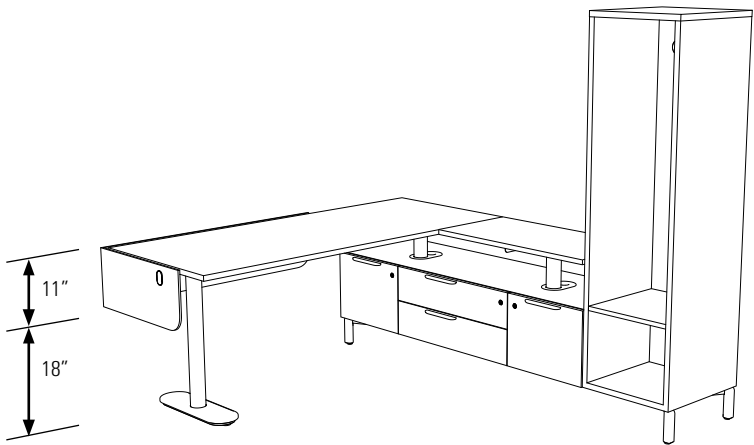


## MODESTY + PRIVACY PANELS

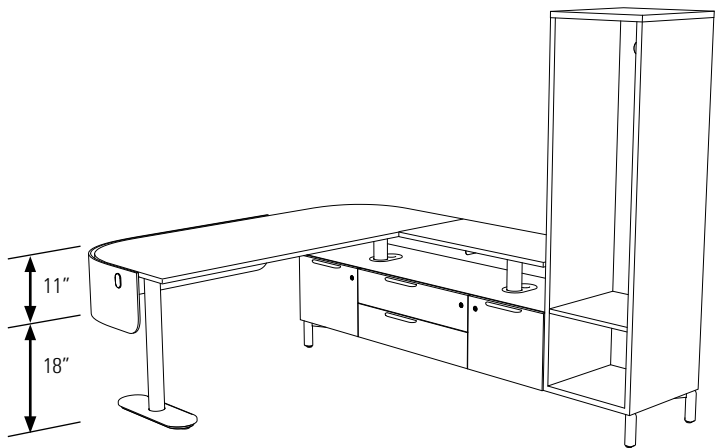
Modesty and privacy panels can be added to rectangular or curved surfaces.



Specification:  
SKWSRW3072,  
SKSLCHOEDR2072,  
SKSLU2072,  
SKWSFH2C30T36,  
2 x SKWSDC72,  
SKWABP1172 (flush)

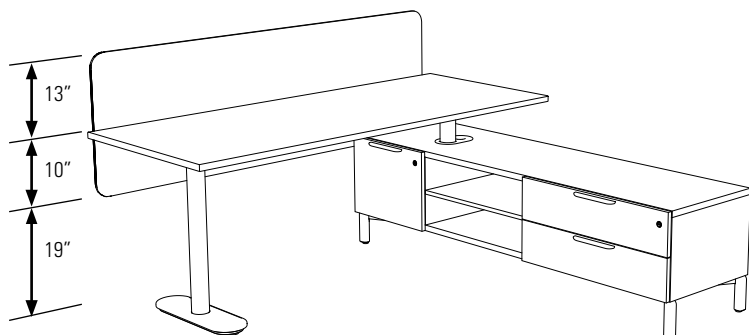


Specification:  
SKWSRW3072,  
SKWSRR1836,  
SKSLCHBH3066,  
SKSH07218,  
SKSLU2084,  
SKWSFH3C30T36,  
2 x SKWSDC72,  
SKWACML1172D30

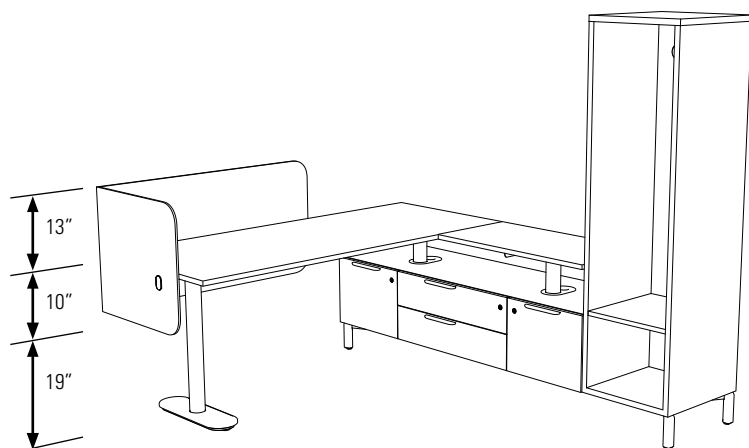


Specification:  
SKWSRTRL3072,  
SKWSRR1836,  
SKSLCHBH3066,  
SKSH07218,  
SKSLU2072,  
SKWSFH3C30T36,  
2 x SKWSDC72,  
SKWARM1172D30

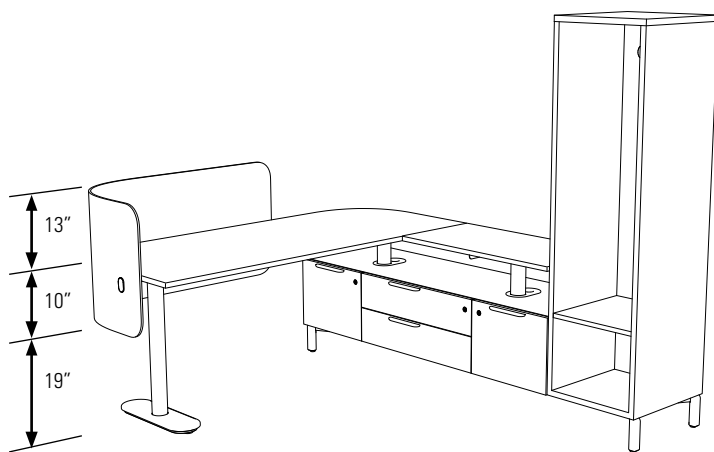
## MODESTY + PRIVACY PANELS

Specification:

SKWSRW3072,  
 SKSLCHOEDR2072,  
 SKSLU2072,  
 SKWSFH2C30T36,  
 2 x SKWSDC72,  
 SKWAPP2372

Specification:

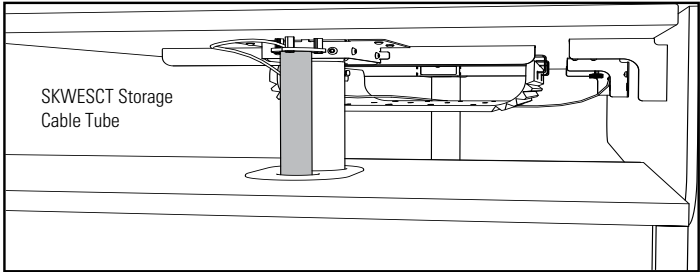
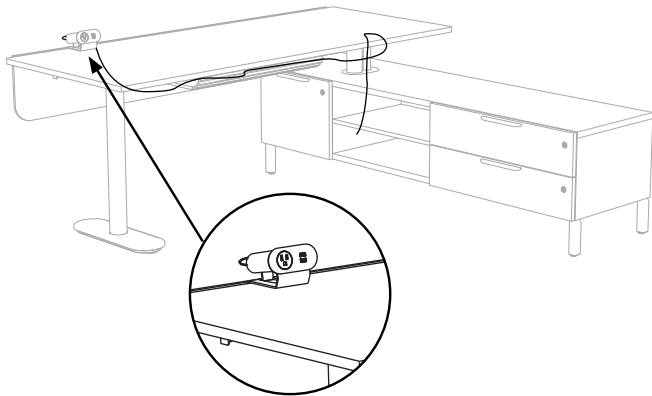
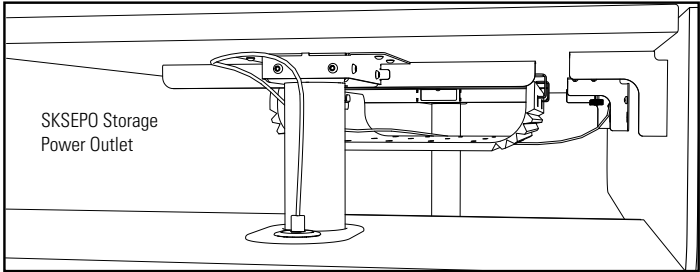
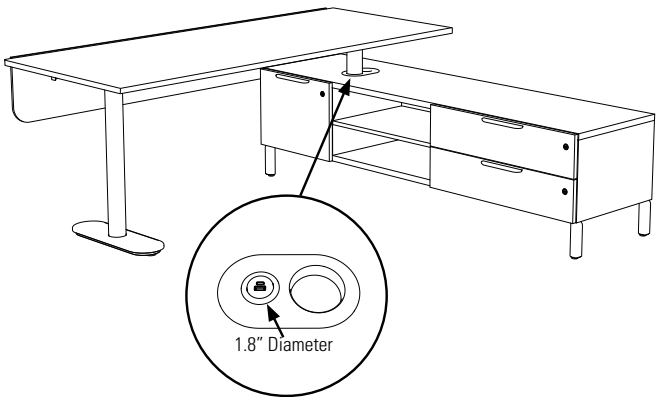
SKWSRW3072,  
 SKWSRR1836,  
 SKSLCHBH3066,  
 SKSH07218,  
 SKSLU2084,  
 SKWSFH3C30T36,  
 2 x SKWSDC72,  
 SKWACPL2372D30

Specification:

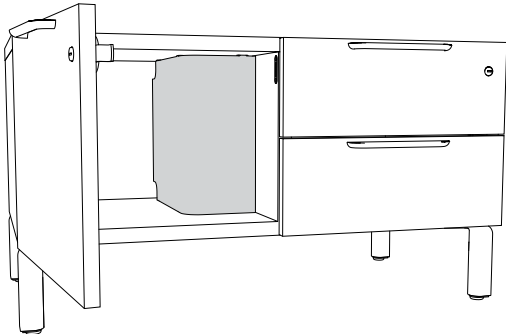
SKWSRTRL3072,  
 SKWSRR1836,  
 SKSLCHBH3066,  
 SKSH07218,  
 SKSLU2072,  
 SKWSFH3C30T36,  
 2 x SKWSDC72,  
 SKWARPL2372D30

## ACCESSORIES

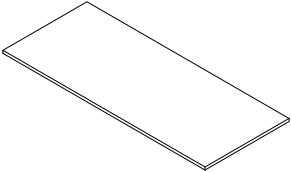
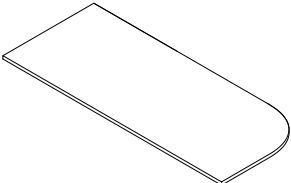
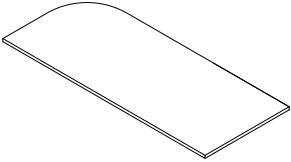
Leg grommets feature a large opening for the fixed height or height adjustable column (specified separately).  
A second smaller diameter opening (1.8") allows for use of either **SKWESCT** - storage cable tube or **SKSEPO** - storage power outlet.



SKSADW Magnetic Whiteboard  
(specify separately, installed on site)



PET felt leg cover inside the low storage,  
standard within the credenza where any leg  
grommet is present.

WORKSURFACES	MODEL#	DIMENSIONS	FREIGHT CLASS	WT/LBS.	CUBIC FT.	LIST PRICE	HP ADD
 <p><b>Rectangular Worksurface</b></p>	D x W x H						
	SKWSRW2460	24 x 60 x 1	60	44.3	0.83	<b>\$466</b>	<b>\$175</b>
	SKWSRW2466	24 x 66 x 1	60	48.71	0.92	<b>\$508</b>	<b>\$193</b>
	SKWSRW2472	24 x 72 x 1	60	53.11	1	<b>\$551</b>	<b>\$210</b>
	SKWSRW2478	24 x 78 x 1	60	57.51	1.08	<b>\$593</b>	<b>\$228</b>
	SKWSRW2484	24 x 84 x 1	60	61.92	1.17	<b>\$635</b>	<b>\$245</b>
	SKWSRW3060	30 x 60 x 1	60	55.24	1.04	<b>\$558</b>	<b>\$219</b>
	SKWSRW3066	30 x 66 x 1	60	60.75	1.15	<b>\$608</b>	<b>\$241</b>
	SKWSRW3072	30 x 72 x 1	60	66.23	1.25	<b>\$659</b>	<b>\$263</b>
	SKWSRW3078	30 x 78 x 1	60	71.74	1.35	<b>\$710</b>	<b>\$285</b>
	SKWSRW3084	30 x 84 x 1	60	77.22	1.46	<b>\$760</b>	<b>\$307</b>
 <p><b>Rectangular Worksurface, Radius Top Right</b></p>	SKWSRRT2460	24 x 60 x 1	60	44.86	0.83	<b>\$493</b>	<b>\$188</b>
	SKWSRRT2466	24 x 66 x 1	60	49.31	0.92	<b>\$539</b>	<b>\$207</b>
	SKWSRRT2472	24 x 72 x 1	60	53.77	1	<b>\$584</b>	<b>\$225</b>
	SKWSRRT2478	24 x 78 x 1	60	58.21	1.08	<b>\$629</b>	<b>\$244</b>
	SKWSRRT2484	24 x 84 x 1	60	62.66	1.17	<b>\$674</b>	<b>\$263</b>
	SKWSRRT3060	30 x 60 x 1	60	55.85	1.04	<b>\$589</b>	<b>\$235</b>
	SKWSRRT3066	30 x 66 x 1	60	61.4	1.15	<b>\$643</b>	<b>\$258</b>
	SKWSRRT3072	30 x 72 x 1	60	66.92	1.25	<b>\$697</b>	<b>\$281</b>
	SKWSRRT3078	30 x 78 x 1	60	72.46	1.35	<b>\$751</b>	<b>\$305</b>
	SKWSRRT3084	30 x 84 x 1	60	78.01	1.46	<b>\$804</b>	<b>\$328</b>
 <p><b>Rectangular Worksurface, Radius Top Left</b></p>	SKWSRLT2460	24 x 60 x 1	60	44.86	0.83	<b>\$493</b>	<b>\$188</b>
	SKWSRLT2466	24 x 66 x 1	60	49.31	0.92	<b>\$539</b>	<b>\$207</b>
	SKWSRLT2472	24 x 72 x 1	60	53.77	1	<b>\$584</b>	<b>\$225</b>
	SKWSRLT2478	24 x 78 x 1	60	58.21	1.08	<b>\$629</b>	<b>\$244</b>
	SKWSRLT2484	24 x 84 x 1	60	62.66	1.17	<b>\$674</b>	<b>\$263</b>
	SKWSRLT3060	30 x 60 x 1	60	55.85	1.04	<b>\$589</b>	<b>\$235</b>
	SKWSRLT3066	30 x 66 x 1	60	61.4	1.15	<b>\$643</b>	<b>\$258</b>
	SKWSRLT3072	30 x 72 x 1	60	66.92	1.25	<b>\$697</b>	<b>\$281</b>
	SKWSRLT3078	30 x 78 x 1	60	72.46	1.35	<b>\$751</b>	<b>\$305</b>
	SKWSRLT3084	30 x 84 x 1	60	78.01	1.46	<b>\$804</b>	<b>\$328</b>

Rectangular primary surface to be used with fixed height or height adjustable column kit. All surfaces with an unsupported length of 48" or greater require a support channel; 2 channels on 72" and above.

Primary surface with curve at the top right to be used with fixed height or height adjustable column kit. Surface is intended to be used with a return or credenza on the left side. All surfaces with an unsupported length of 48" or greater require a support channel; 2 channels on 72" and above.

- 12" radius on 24" deep surfaces; 15" radius on 30" deep surface

Primary surface with curve at the top left to be used with fixed height or height adjustable column kit. Surface is intended to be used with a return or credenza on the right side. All surfaces with an unsupported length of 48" or greater require a support channel; 2 channels on 72" and above.

- 12" radius on 24" deep surfaces; 15" radius on 30" deep surface

#### Required specifications

Laminate finish  
Edge finish

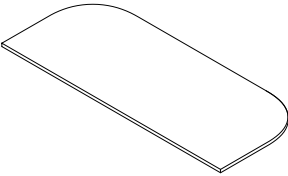
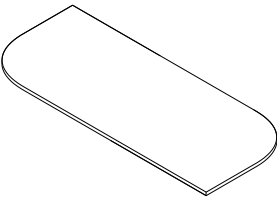
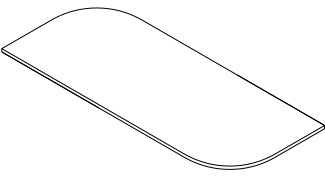
#### Optional specifications

HP laminate  
Grommet (and grommet finish)  
Power module cut-out

#### Accessories

PET felt modesty panel, privacy panel,  
Nik power modules,  
PET felt wire manager



WORKSURFACES	MODEL#	DIMENSIONS	FREIGHT CLASS	WT/LBS.	CUBIC FT.	LIST PRICE	HP ADD
	D x W x H						
	SKWSRTRL2460	24 x 60 x 1	60	44.84	0.83	\$493	\$188
	SKWSRTRL2466	24 x 66 x 1	60	49.28	0.92	\$539	\$207
	SKWSRTRL2472	24 x 72 x 1	60	53.74	1	\$584	\$225
	SKWSRTRL2478	24 x 78 x 1	60	58.19	1.08	\$629	\$244
	SKWSRTRL2484	24 x 84 x 1	60	62.63	1.17	\$674	\$263
	SKWSRTRL3060	30 x 60 x 1	60	55.82	1.04	\$589	\$235
	SKWSRTRL3066	30 x 66 x 1	60	61.36	1.15	\$643	\$258
	SKWSRTRL3072	30 x 72 x 1	60	66.88	1.25	\$697	\$281
	SKWSRTRL3078	30 x 78 x 1	60	72.43	1.35	\$751	\$305
	SKWSRTRL3084	30 x 84 x 1	60	77.97	1.46	\$804	\$328
	SKWSRTBL2460	24 x 60 x 1	60	44.83	0.83	\$526	\$188
	SKWSRTBL2466	24 x 66 x 1	60	49.28	0.92	\$539	\$207
	SKWSRTBL2472	24 x 72 x 1	60	53.74	1	\$622	\$225
	SKWSRTBL2478	24 x 78 x 1	60	58.19	1.08	\$629	\$244
	SKWSRTBL2484	24 x 84 x 1	60	62.63	1.17	\$674	\$263
	SKWSRTBL3060	30 x 60 x 1	60	55.82	1.04	\$589	\$235
	SKWSRTBL3066	30 x 66 x 1	60	61.36	1.15	\$643	\$258
	SKWSRTBL3072	30 x 72 x 1	60	66.88	1.25	\$697	\$281
	SKWSRTBL3078	30 x 78 x 1	60	72.43	1.35	\$751	\$305
	SKWSRTBL3084	30 x 84 x 1	60	77.97	1.46	\$804	\$328
	SKWSRBTL2460	24 x 60 x 1	60	44.83	0.83	\$493	\$188
	SKWSRBTL2466	24 x 66 x 1	60	49.28	0.92	\$539	\$207
	SKWSRBTL2472	24 x 72 x 1	60	53.74	1	\$584	\$225
	SKWSRBTL2478	24 x 78 x 1	60	58.19	1.08	\$629	\$244
	SKWSRBTL2484	24 x 84 x 1	60	62.63	1.17	\$674	\$263
	SKWSRBTL3060	30 x 60 x 1	60	55.82	1.04	\$589	\$235
	SKWSRBTL3066	30 x 66 x 1	60	61.36	1.15	\$643	\$258
	SKWSRBTL3072	30 x 72 x 1	60	66.88	1.25	\$697	\$281
	SKWSRBTL3078	30 x 78 x 1	60	72.43	1.35	\$751	\$305
	SKWSRBTL3084	30 x 84 x 1	60	77.97	1.46	\$804	\$328
<p>Primary surface with curve at the top corners to be used with fixed height or height adjustable column kit. All surfaces with an unsupported length of 48" or greater require a support channel; 2 channels on 72" and above.</p> <ul style="list-style-type: none"><li>12" radius on 24" deep surfaces; 15" radius on 30" deep surface</li></ul>							
<p>Primary surface with curve at the top right and bottom left to be used with fixed height or height adjustable column kit. Surface is intended to be used with a return or credenza on the right side. All surfaces with an unsupported length of 48" or greater require a support channel; 2 channels on 72" and above.</p> <ul style="list-style-type: none"><li>12" radius on 24" deep surfaces; 15" radius on 30" deep surface</li></ul>							
<p>Primary surface with curve at the top left and bottom right to be used with fixed height or height adjustable column kit. Surface is intended to be used with a return or credenza on the left side. All surfaces with an unsupported length of 48" or greater require a support channel; 2 channels on 72" and above.</p> <ul style="list-style-type: none"><li>12" radius on 24" deep surfaces; 15" radius on 30" deep surface</li></ul>							

Required specifications

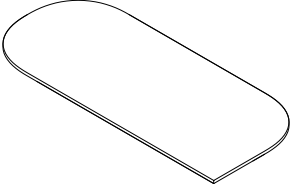
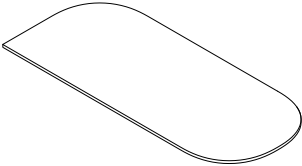
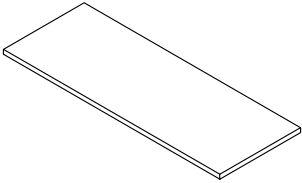
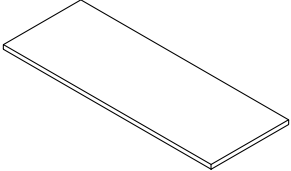
Laminate finish  
Edge finish

Optional specifications

HP laminate  
Grommet (and grommet finish)  
Power module cut-out

Accessories

PET felt modesty panel, privacy panel,  
Nik power modules,  
PET felt wire manager

WORKSURFACES	MODEL#	DIMENSIONS	FREIGHT CLASS	WT/LBS.	CUBIC FT.	LIST PRICE	HP ADD
 <p><b>Racetrack Worksurface for Right Return</b></p>	D x W x H						
	SKWSCR3072	30 x 72 x 1	60	66.83	1.25	<b>\$691</b>	<b>\$281</b>
	SKWSCR3078	30 x 78 x 1	60	72.37	1.35	<b>\$744</b>	<b>\$305</b>
	SKWSCR3084	30 x 84 x 1	60	77.92	1.46	<b>\$798</b>	<b>\$328</b>
	SKWSCR3090	30 x 90 x 1	60	83.46	1.56	<b>\$852</b>	<b>\$351</b>
	SKWSCR3096	30 x 96 x 1	60	88.98	1.67	<b>\$906</b>	<b>\$375</b>
	SKWSCR3672	36 x 72 x 1	60	79.98	1.5	<b>\$803</b>	<b>\$337</b>
	SKWSCR3678	36 x 78 x 1	60	86.61	1.63	<b>\$865</b>	<b>\$365</b>
	SKWSCR3684	36 x 84 x 1	60	93.25	1.75	<b>\$928</b>	<b>\$393</b>
	SKWSCR3690	36 x 90 x 1	60	99.87	1.88	<b>\$990</b>	<b>\$421</b>
	SKWSCR3696	36 x 96 x 1	60	106.49	2	<b>\$1052</b>	<b>\$449</b>
<p>Racetrack primary surface to be used with fixed height or height adjustable column kit. Surface is intended to be used with a return or credenza on the right side. All surfaces with an unsupported length of 48" or greater require a support channel; 2 channels on 72" and above.</p> <ul style="list-style-type: none"> <li>• When specifying 90" and 96" surfaces, use 84" support channels.</li> <li>• 15" radius on 30" deep surface</li> </ul>							
 <p><b>Racetrack Worksurface for Left Return</b></p>	SKWSCL3072	30 x 72 x 1	60	66.83	1.25	<b>\$691</b>	<b>\$281</b>
	SKWSCL3078	30 x 78 x 1	60	72.37	1.35	<b>\$744</b>	<b>\$305</b>
	SKWSCL3084	30 x 84 x 1	60	77.92	1.46	<b>\$798</b>	<b>\$328</b>
	SKWSCL3090	30 x 90 x 1	60	83.46	1.56	<b>\$852</b>	<b>\$351</b>
	SKWSCL3096	30 x 96 x 1	60	88.98	1.67	<b>\$906</b>	<b>\$375</b>
	SKWSCL3672	36 x 72 x 1	60	79.98	1.5	<b>\$803</b>	<b>\$337</b>
	SKWSCL3678	36 x 78 x 1	60	86.61	1.63	<b>\$865</b>	<b>\$365</b>
	SKWSCL3684	36 x 84 x 1	60	93.25	1.75	<b>\$928</b>	<b>\$393</b>
	SKWSCL3690	36 x 90 x 1	60	99.87	1.88	<b>\$990</b>	<b>\$421</b>
	SKWSCL3696	36 x 96 x 1	60	106.49	2	<b>\$1052</b>	<b>\$449</b>
<p>Racetrack primary surface to be used with fixed height or height adjustable column kit. Surface is intended to be used with a return or credenza on the left side. All surfaces with an unsupported length of 48" or greater require a support channel; 2 channels on 72" and above.</p> <ul style="list-style-type: none"> <li>• When specifying 90" and 96" surfaces, use 84" support channels.</li> <li>• 15" radius on 30" deep surface</li> </ul>							
 <p><b>Rectangular Return, Right</b></p>	SKWSRR1836	18 x 36 x 1	60	20.08	0.38	<b>\$237</b>	<b>\$78</b>
	SKWSRR1842	18 x 42 x 1	60	23.41	0.44	<b>\$271</b>	<b>\$92</b>
	SKWSRR1848	18 x 48 x 1	60	26.71	0.5	<b>\$305</b>	<b>\$105</b>
	SKWSRR1854	18 x 54 x 1	60	30.04	0.56	<b>\$340</b>	<b>\$118</b>
	SKWSRR1860	18 x 60 x 1	60	33.34	0.63	<b>\$374</b>	<b>\$131</b>
	SKWSRR1866	18 x 66 x 1	60	36.66	0.69	<b>\$408</b>	<b>\$144</b>
<p>Connects to a primary surface to create an L-shaped configuration. Specify support channel separately as needed. Handedness determines grommet location(s).</p>							
 <p><b>Rectangular Return, Left</b></p>	SKWSRL1836	18 x 36 x 1	60	20.09	0.38	<b>\$237</b>	<b>\$78</b>
	SKWSRL1842	18 x 42 x 1	60	23.41	0.44	<b>\$271</b>	<b>\$92</b>
	SKWSRL1848	18 x 48 x 1	60	26.71	0.5	<b>\$305</b>	<b>\$105</b>
	SKWSRL1854	18 x 54 x 1	60	30.04	0.56	<b>\$340</b>	<b>\$118</b>
	SKWSRL1860	18 x 60 x 1	60	33.34	0.63	<b>\$374</b>	<b>\$131</b>
	SKWSRL1866	18 x 66 x 1	60	36.66	0.69	<b>\$408</b>	<b>\$144</b>
<p>Connects to a primary surface to create an L-shaped configuration. Specify support channel separately as needed. Handedness determines grommet location(s).</p>							

**Required specifications**

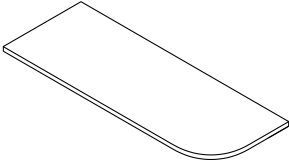
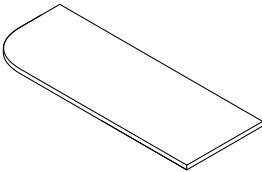
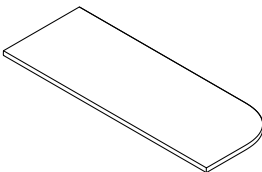
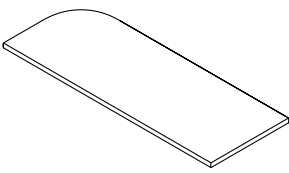
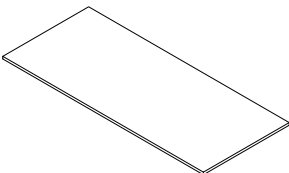
Laminate finish  
Edge finish

**Optional specifications**

HP laminate  
Grommet (and grommet finish)  
Power module cut-out

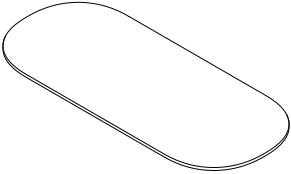
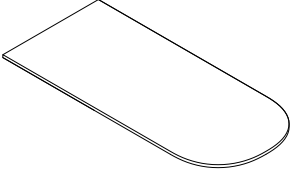
**Accessories**

PET felt modesty panel, privacy panel,  
Nik power modules,  
PET felt wire manager

WORKSURFACES	MODEL#	DIMENSIONS	FREIGHT CLASS	WT/LBS.	CUBIC FT.	LIST PRICE	HP ADD
 <p><b>Rectangular Return w/Radius Bottom Right</b></p>	D x W x H						
	SKWSRBR1842	18 x 42 x 1	60	23.82	0.44	<b>\$288</b>	<b>\$99</b>
	SKWSRBR1848	18 x 48 x 1	60	27.16	0.5	<b>\$325</b>	<b>\$113</b>
	SKWSRBR1854	18 x 54 x 1	60	30.53	0.56	<b>\$361</b>	<b>\$127</b>
	SKWSRBR1860	18 x 60 x 1	60	33.89	0.63	<b>\$398</b>	<b>\$141</b>
	SKWSRBR1866	18 x 66 x 1	60	37.24	0.69	<b>\$434</b>	<b>\$155</b>
<p>Connects to a primary surface on the left edge to create an L-shaped configuration. Specify support channel separately as needed.</p> <ul style="list-style-type: none"> <li>12" radius on 24" deep surfaces; 15" radius on 30" deep surface</li> </ul>							
 <p><b>Rectangular Return w/Radius Bottom Left</b></p>	SKWSRBL1842	18 x 42 x 1	60	23.82	0.44	<b>\$288</b>	<b>\$99</b>
	SKWSRBL1848	18 x 48 x 1	60	27.16	0.5	<b>\$325</b>	<b>\$113</b>
	SKWSRBL1854	18 x 54 x 1	60	30.53	0.56	<b>\$361</b>	<b>\$127</b>
	SKWSRBL1860	18 x 60 x 1	60	33.89	0.63	<b>\$398</b>	<b>\$141</b>
	SKWSRBL1866	18 x 66 x 1	60	37.24	0.69	<b>\$434</b>	<b>\$155</b>
	<p>Connects to a primary surface on the right edge to create an L-shaped configuration. Specify support channel separately as needed.</p> <ul style="list-style-type: none"> <li>12" radius on 24" deep surfaces; 15" radius on 30" deep surface</li> </ul>						
 <p><b>Rectangular Return w/Radius Top Right</b></p>	SKWSRTR1842	18 x 42 x 1	60	23.82	0.44	<b>\$288</b>	<b>\$99</b>
	SKWSRTR1848	18 x 48 x 1	60	27.16	0.5	<b>\$325</b>	<b>\$113</b>
	SKWSRTR1854	18 x 54 x 1	60	30.53	0.56	<b>\$361</b>	<b>\$127</b>
	SKWSRTR1860	18 x 60 x 1	60	33.89	0.63	<b>\$398</b>	<b>\$141</b>
	SKWSRTR1866	18 x 66 x 1	60	37.24	0.69	<b>\$434</b>	<b>\$155</b>
	<p>Connects to a primary surface on the left edge to create an L-shaped configuration. Specify support channel separately as needed.</p> <ul style="list-style-type: none"> <li>12" radius on 24" deep surfaces; 15" radius on 30" deep surface</li> </ul>						
 <p><b>Rectangular Return w/Radius Top Left</b></p>	SKWSRTL1842	18 x 42 x 1	60	23.82	0.44	<b>\$288</b>	<b>\$99</b>
	SKWSRTL1848	18 x 48 x 1	60	27.16	0.5	<b>\$325</b>	<b>\$113</b>
	SKWSRTL1854	18 x 54 x 1	60	30.53	0.56	<b>\$361</b>	<b>\$127</b>
	SKWSRTL1860	18 x 60 x 1	60	33.89	0.63	<b>\$398</b>	<b>\$141</b>
	SKWSRTL1866	18 x 66 x 1	60	37.24	0.69	<b>\$434</b>	<b>\$155</b>
	<p>Connects to a primary surface on the right edge to create an L-shaped configuration. Specify support channel separately as needed.</p> <ul style="list-style-type: none"> <li>12" radius on 24" deep surfaces; 15" radius on 30" deep surface</li> </ul>						
 <p><b>Rectangular Worksurface for Conferencing</b></p>	SKWSCT3072	30 x 72 x 1	60	66.23	1.25	<b>\$659</b>	<b>\$263</b>
	SKWSCT3078	30 x 78 x 1	60	71.74	1.35	<b>\$710</b>	<b>\$285</b>
	SKWSCT3084	30 x 84 x 1	60	77.22	1.46	<b>\$760</b>	<b>\$307</b>
	SKWSCT3090	30 x 90 x 1	60	82.72	1.56	<b>\$811</b>	<b>\$329</b>
	SKWSCT3096	30 x 96 x 1	60	88.23	1.67	<b>\$862</b>	<b>\$351</b>
	SKWSCT3672	36 x 72 x 1	60	79.37	1.5	<b>\$767</b>	<b>\$316</b>
	SKWSCT3678	36 x 78 x 1	60	85.96	1.63	<b>\$826</b>	<b>\$342</b>
	SKWSCT3684	36 x 84 x 1	60	92.54	1.75	<b>\$885</b>	<b>\$369</b>
	SKWSCT3690	36 x 90 x 1	60	99.12	1.88	<b>\$944</b>	<b>\$395</b>
	SKWSCT3696	36 x 96 x 1	60	105.71	2	<b>\$1003</b>	<b>\$421</b>
<p>Rectangular surface to be used for conferencing application that is semi-supported. Not for use with a return or a freestanding unit. All surfaces with an unsupported length of 48" or greater require a support channel; 2 channels on 72" and above.</p> <ul style="list-style-type: none"> <li>When specifying 90" and 96" surfaces, use 84" support channels.</li> </ul>							

Required specifications	Optional specifications	Accessories
Laminate finish Edge finish	HP laminate Grommet (and grommet finish) Power module cut-out	PET felt modesty panel, privacy panel, Nik power modules, PET felt wire manager



WORKSURFACES	MODEL#	DIMENSIONS	FREIGHT CLASS	WT/LBS.	CUBIC FT.	LIST PRICE	HP ADD
	D x W x H						
	SKWSCW3072	30 x 72 x 1	60	66.78	1.25	\$691	\$281
	SKWSCW3078	30 x 78 x 1	60	72.41	1.35	\$744	\$305
	SKWSCW3084	30 x 84 x 1	60	77.95	1.46	\$798	\$328
	SKWSCW3090	30 x 90 x 1	60	83.5	1.56	\$852	\$351
	SKWSCW3096	30 x 96 x 1	60	89.02	1.67	\$906	\$375
	SKWSCW3672	36 x 72 x 1	60	80.03	1.5	\$803	\$337
	SKWSCW3678	36 x 78 x 1	60	86.65	1.63	\$865	\$365
	SKWSCW3684	36 x 84 x 1	60	93.29	1.75	\$928	\$393
	SKWSCW3690	36 x 90 x 1	60	99.92	1.88	\$990	\$421
	SKWSCW3696	36 x 96 x 1	60	106.54	2	\$1052	\$449
	Racetrack surface to be used for conferencing application that is semi-supported. Not for use with a return or as a freestanding unit. All surfaces with an unsupported length of 48" or greater require a support channel. For standard leg application, 72" to 84" long surfaces require 2 support channels.						
	• When specifying 90" and 96" surfaces, use 84" support channels.						
	SKWSDW3072	30 x 72 x 1	60	66.87	1.25	\$691	\$281
	SKWSDW3078	30 x 78 x 1	60	72.41	1.35	\$744	\$305
	SKWSDW3084	30 x 84 x 1	60	77.87	1.46	\$798	\$328
	SKWSDW3090	30 x 90 x 1	60	83.41	1.56	\$852	\$351
	SKWSDW3096	30 x 96 x 1	60	88.93	1.67	\$906	\$375
	SKWSDW3672	36 x 72 x 1	60	79.92	1.5	\$803	\$337
	SKWSDW3678	36 x 78 x 1	60	86.55	1.63	\$865	\$365
	SKWSDW3684	36 x 84 x 1	60	93.19	1.75	\$928	\$393
	SKWSDW3690	36 x 90 x 1	60	99.81	1.88	\$990	\$421
	SKWSDW3696	36 x 96 x 1	60	106.43	2	\$1052	\$449
	Primary D shape surface to be used for conferencing application that is semi-supported. Not for use with a return or as a freestanding unit. All surfaces with an unsupported length of 48" or greater require a support channel. For standard leg application, 72" to 84" long surfaces require 2 support channels.						
	• When specifying 90" and 96" surfaces, use 84" support channels.						

Required specifications

Laminate finish  
Edge finish

Optional specifications

HP laminate  
Grommet (and grommet finish)  
Power module cut-out

Accessories

Nik power modules  
PET felt wire manager

WORKSURFACE SUPPORTS

MODEL#

DIMENSIONS

FREIGHT CLASS

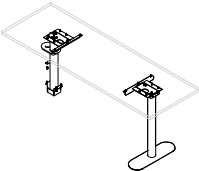
WT/LBS.

CUBIC FT.

LIST PRICE

D x W x H

SKWSFH2C18T24	6 x 20 x 28	150	81.31	15.4	<b>\$1172</b>
SKWSFH2C30T36	6 x 20 x 28	150	81.31	15.4	<b>\$1187</b>

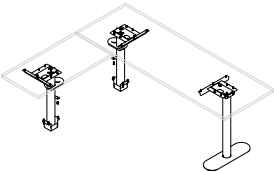


surface not included

Fixed Height 2 Column Kit

For use with Office Spaces low storage units with a leg grommet. Kit includes two fixed height columns, one foot, one column basket, two leg brackets and two small column brackets. Support channels are not included and must be specified based on the surface size. Kit components are powder coated metal. Specify paint finish.

- For 18" and 24" deep worksurfaces, specify SKWSFH2C18T24
- For 30" and 36" deep worksurfaces, specify SKWSFH2C30T36



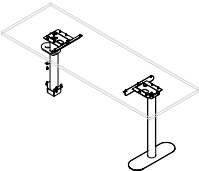
surface not included

Fixed Height 3 Column Kit

For use with Office Spaces low storage units with two leg grommets, forming an L shape configuration. Kit includes three fixed height columns, one foot, two column basket, three leg brackets and two small column brackets for the primary surface. Support channels are not included and must be specified based on the surface size. Kit components are powder coated metal. Specify paint finish.

- For 18" and 24" deep worksurfaces, specify SKWSFH3C18T24.
- For 30" and 36" deep worksurfaces, specify SKWSFH3C30T36.

SKWSHA2C18T24	6 x 20 x 25-51.2	150	81.31	15.38	<b>\$2411</b>
SKWSHA2C30T36	6 x 20 x 25-51.2	150	81.31	15.38	<b>\$2423</b>



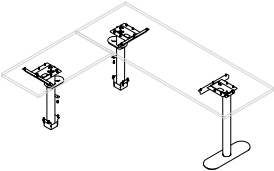
surface not included

Height Adjustable 2 Column Kit

For use with Office Spaces low storage units with a leg grommet. Range from top of surface to floor is 26" to 52.2". Kit includes two height adjustable columns, one control box (2 port), one handset, one foot, one spacer, one column basket and two small column brackets. Support channels are not included and must be specified based on the surface size. Kit components are powder coated metal. Specify paint finish.

- For 18" and 24" deep worksurfaces, specify SKWSHA2C18T24.
- For 30" and 36" deep worksurfaces, specify SKWSHA2C30T36.

SKWSHA3C18T24	6 x 20 x 25-51.2	250	81.31	25.4	<b>\$3504</b>
SKWSHA3C30T36	6 x 20 x 25-51.2	250	81.31	25.4	<b>\$3522</b>



surface not included

Height Adjustable 3 Column Kit

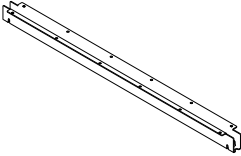
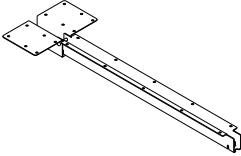
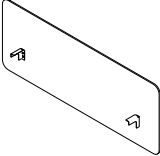
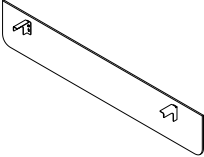
For use with Office Spaces low storage units with two leg grommets, forming an L shape configuration. Range from top of surface to floor is 26" to 52.2". Kit includes three height adjustable columns, one control box (3 port), one handset, one foot, one spacer, two column basket, one small column bracket for the return surface and two small column brackets for the primary surface. Support channels are not included and must be specified based on the surface size.Kit components are powder coated metal. Specify paint finish.

- For 18" and 24" deep worksurfaces, specify SKWSHA3C18T24.
- For 30" and 36" deep worksurfaces, specify SKWSHA3C30T36.

Required specifications

Paint finish




WORKSURFACE SUPPORTS	MODEL#	DIMENSIONS	FREIGHT CLASS	WT/LBS.	CUBIC FT.	LIST PRICE
		D x W x H				
	SKWSDC66	2 x 36 x 1.75	85	20	1.5	\$80
	SKWSDC72	2 x 42 x 1.75	85	20	1.5	\$96
	SKWSDC78	2 x 48 x 1.75	85	20	1.5	\$102
	SKWSDC84	2 x 54 x 1.75	85	20	1.5	\$111
						
	SKWSRDC36	8.5 x 18 x 1.75	70	20	1.5	\$126
	SKWSRDC42	8.5 x 24 x 1.75	85	20	1.5	\$136
	SKWSRDC48	8.5 x 30 x 1.75	85	20	1.5	\$145
	SKWSRDC54	8.5 x 36 x 1.75	85	20	1.5	\$153
	SKWSRDC60	8.5 x 42 x 1.75	85	20	1.5	\$168
	SKWSRDC66	8.5 x 48 x 1.75	85	20	1.5	\$175
						
	SKWAPP2360	4.75 x 57 x 23	400	3.03	3.6	\$172
	SKWAPP2366	4.75 x 63 x 23	400	3.18	3.98	\$182
	SKWAPP2372	4.75 x 69 x 23	400	3.37	4.36	\$192
	SKWAPP2378	4.75 x 75 x 23	400	3.55	4.74	\$201
	SKWAPP2384	4.75 x 81 x 23	400	3.73	5.12	\$211
						
	SKWABP1160	4.75 x 57 x 10	300	2.53	1.72	\$140
	SKWABP1166	4.75 x 63 x 10	300	2.68	1.9	\$144
	SKWABP1172	4.75 x 69 x 10	300	2.87	2.09	\$148
	SKWABP1178	4.75 x 75 x 10	300	3.05	2.27	\$153
	SKWABP1184	4.75 x 81 x 10	300	3.23	2.45	\$157

Required specifications

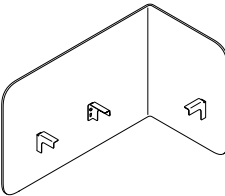
Paint finish\*  
PET felt finish\*



PRIMARY WORKSURFACE ACCESSORIES



Corner Privacy Panel, Left



Corner Privacy Panel, Right

MODEL#	DIMENSIONS	FREIGHT CLASS	WT/LBS.	CUBIC FT.	LIST PRICE
D x W x H					
SKWACPL2360D24	4.75 x 35.8 x 23	250	4.69	2.26	\$265
SKWACPL2366D24	4.75 x 41.8 x 23	300	5.06	2.64	\$275
SKWACPL2372D24	4.75 x 47.8 x 23	300	5.44	3.02	\$284
SKWACPL2378D24	4.75 x 53.8 x 23	300	5.81	3.4	\$294
SKWACPL2384D24	4.75 x 59.8 x 23	300	6.18	3.78	\$304
SKWACPL3160D24	4.75 x 35.8 x 30	300	5.75	2.95	\$284
SKWACPL3166D24	4.75 x 41.8 x 30	300	6.26	3.45	\$294
SKWACPL3172D24	4.75 x 47.8 x 30	300	6.76	3.94	\$303
SKWACPL3178D24	4.75 x 53.8 x 30	300	7.26	4.44	\$313
SKWACPL3184D24	4.75 x 59.8 x 30	300	7.76	4.93	\$323
SKWACPL2360D30	4.75 x 35.8 x 23	250	4.69	2.26	\$287
SKWACPL2366D30	4.75 x 41.8 x 23	300	5.06	2.64	\$297
SKWACPL2372D30	4.75 x 47.8 x 23	300	5.44	3.02	\$306
SKWACPL2378D30	4.75 x 53.8 x 23	300	5.81	3.4	\$316
SKWACPL2384D30	4.75 x 59.8 x 23	300	6.18	3.78	\$326
SKWACPL3160D30	4.75 x 35.8 x 30	300	5.75	2.95	\$306
SKWACPL3166D30	4.75 x 41.8 x 30	300	6.26	3.45	\$316
SKWACPL3172D30	4.75 x 47.8 x 30	300	6.76	3.94	\$325
SKWACPL3178D30	4.75 x 53.8 x 30	300	7.26	4.44	\$335
SKWACPL3184D30	4.75 x 59.8 x 30	300	7.76	4.93	\$345

Felt privacy panel secures to the edge of the surface (SKWSRW) and provides privacy above and below the surface. It wraps around the corner on the left side of the primary surface. Specify the privacy panel that matches the nominal surface length and depth. 23" high dividers measure 13" from the top of the worksurface and 9" below the surface. 31" high dividers measure 21" from the top of the worksurface and 9" below the surface. Must align with pre-drilled holes on the underside of the primary surface. Brackets (set of 3) are powder coated metal. Specify standard metal paint finish and PET felt color.

- Cannot be used in conjunction with modesty panel - SKWABP/SKWACMR/L/SKWARMR/L

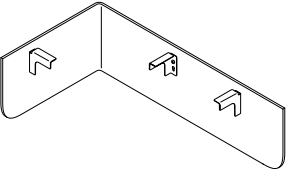
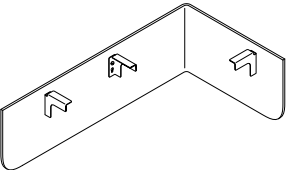
SKWACPR2360D24	4.75 x 35.8 x 23	250	4.69	2.26	\$265
SKWACPR2366D24	4.75 x 41.8 x 23	300	5.06	2.64	\$275
SKWACPR2372D24	4.75 x 47.8 x 23	300	5.44	3.02	\$284
SKWACPR2378D24	4.75 x 53.8 x 23	300	5.81	3.4	\$294
SKWACPR2384D24	4.75 x 59.8 x 23	300	6.18	3.78	\$304
SKWACPR3160D24	4.75 x 35.8 x 30	250	4.69	2.26	\$284
SKWACPR3166D24	4.75 x 41.8 x 30	300	5.06	2.64	\$294
SKWACPR3172D24	4.75 x 47.8 x 30	300	5.44	3.02	\$303
SKWACPR3178D24	4.75 x 53.8 x 30	300	5.81	3.4	\$313
SKWACPR3184D24	4.75 x 59.8 x 30	300	6.18	3.78	\$323
SKWACPR2360D30	4.75 x 35.8 x 23	250	4.69	2.26	\$287
SKWACPR2366D30	4.75 x 41.8 x 23	300	5.06	2.64	\$297
SKWACPR2372D30	4.75 x 47.8 x 23	300	5.44	3.02	\$306
SKWACPR2378D30	4.75 x 53.8 x 23	300	5.81	3.4	\$316
SKWACPR2384D30	4.75 x 59.8 x 23	300	6.18	3.78	\$326
SKWACPR3160D30	4.75 x 35.8 x 30	300	5.75	2.95	\$306
SKWACPR3166D30	4.75 x 41.8 x 30	300	6.26	3.45	\$316
SKWACPR3172D30	4.75 x 47.8 x 30	300	6.76	3.94	\$325
SKWACPR3178D30	4.75 x 53.8 x 30	300	7.26	4.44	\$335
SKWACPR3184D30	4.75 x 59.8 x 30	300	7.76	4.93	\$345

Felt privacy panel secures to the edge of the surface (SKWSRW) and provides privacy above and below the surface. It wraps around the corner on the right side of the primary surface. Specify the privacy panel that matches the nominal surface length and depth. 23" high dividers measure 13" from the top of the worksurface and 9" below the surface. 31" high dividers measure 21" from the top of the worksurface and 9" below the surface. Must align with pre-drilled holes on the underside of the primary surface. Brackets (set of 3) are powder coated metal. Specify standard metal paint finish and PET felt color.

- Cannot be used in conjunction with modesty panel - SKWABP/SKWACMR/L/SKWARMR/L

**Required specifications**  
PET felt color  
Paint finish



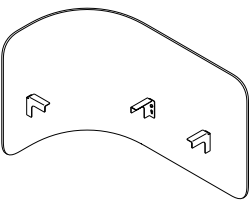
PRIMARY WORKSURFACE ACCESSORIES	MODEL#	DIMENSIONS	FREIGHT CLASS	WT/LBS.	CUBIC FT.	LIST PRICE
 <b>Corner Modesty Panel, Left</b>		<b>D x W x H</b>				
	SKWACML1160D24	4.75 x 35.8 x 10	250	3.12	0.98	<b>\$150</b>
	SKWACML1166D24	4.75 x 41.8 x 10	250	3.3	1.15	<b>\$156</b>
	SKWACML1172D24	4.75 x 47.8 x 10	250	3.47	1.31	<b>\$160</b>
	SKWACML1178D24	4.75 x 53.8 x 10	250	3.65	1.48	<b>\$165</b>
	SKWACML1184D24	4.75 x 59.8 x 10	250	3.83	1.64	<b>\$171</b>
	SKWACML1160D30	4.75 x 35.8 x 10	250	3.12	0.98	<b>\$160</b>
	SKWACML1166D30	4.75 x 41.8 x 10	250	3.3	1.15	<b>\$165</b>
	SKWACML1172D30	4.75 x 47.8 x 10	250	3.47	1.31	<b>\$169</b>
	SKWACML1178D30	4.75 x 53.8 x 10	250	3.65	1.48	<b>\$175</b>
	SKWACML1184D30	4.75 x 59.8 x 10	250	3.83	1.64	<b>\$179</b>
	Felt modesty panel can be mounted flush (low bracket location) or inset (upper bracket location) and wraps around on the left side of the primary surface (SKWSRW). Specify the modesty panel that matches the nominal surface length and depth. Brackets (set of 3) are powder coated metal. Specify standard metal paint finish and PET felt color.					
	• Cannot be used in conjunction with privacy panels (SKWAPP/SKWACPR/L/SKWAPR/L)					
 <b>Corner Modesty Panel, Right</b>	SKWACMR1160D24	4.75 x 35.8 x 10	250	3.12	0.98	<b>\$150</b>
	SKWACMR1166D24	4.75 x 41.8 x 10	250	3.3	1.15	<b>\$156</b>
	SKWACMR1172D24	4.75 x 47.8 x 10	250	3.47	1.31	<b>\$160</b>
	SKWACMR1178D24	4.75 x 53.8 x 10	250	3.65	1.48	<b>\$165</b>
	SKWACMR1184D24	4.75 x 59.8 x 10	250	3.65	1.48	<b>\$171</b>
	SKWACMR1160D30	4.75 x 35.8 x 10	250	3.12	0.98	<b>\$160</b>
	SKWACMR1166D30	4.75 x 41.8 x 10	250	3.3	1.15	<b>\$165</b>
	SKWACMR1172D30	4.75 x 47.8 x 10	250	3.47	1.31	<b>\$169</b>
	SKWACMR1178D30	4.75 x 53.8 x 10	250	3.65	1.48	<b>\$175</b>
	SKWACMR1184D30	4.75 x 59.8 x 10	250	3.65	1.48	<b>\$179</b>
	Felt modesty panel can be mounted flush (low bracket location) or inset (upper bracket location) and wraps around on the right side of the primary surface (SKWSRW). Specify the modesty panel that matches the nominal surface length and depth. Brackets (set of 3) are powder coated metal. Specify standard metal paint finish and PET felt color.					
	• Cannot be used in conjunction with privacy panels (SKWAPP/SKWACPR/L/SKWAPR/L)					

Required specifications

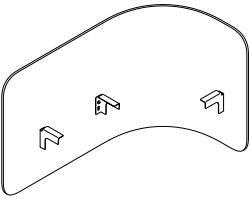
PET felt color  
Paint finish



WORKSURFACE ACCESSORIES



**Curved Privacy Panel, Left**



**Curved Privacy Panel, Right**

MODEL#	DIMENSIONS	FREIGHT CLASS	WT/LBS.	CUBIC FT.	LIST PRICE
D x W x H					
SKWARPL2360D24	4.75 x 35.8 x 23	250	4.69	2.26	\$300
SKWARPL2366D24	4.75 x 41.8 x 23	300	5.06	2.64	\$310
SKWARPL2372D24	4.75 x 47.8 x 23	300	5.44	3.02	\$319
SKWARPL2378D24	4.75 x 53.8 x 23	300	5.81	3.4	\$329
SKWARPL2384D24	4.75 x 59.8 x 23	300	6.18	3.78	\$339
SKWARPL3160D24	4.75 x 35.8 x 30	300	5.75	2.95	\$319
SKWARPL3166D24	4.75 x 41.8 x 30	300	6.26	3.45	\$329
SKWARPL3172D24	4.75 x 47.8 x 30	300	6.26	3.45	\$338
SKWARPL3178D24	4.75 x 53.8 x 30	300	7.26	4.44	\$348
SKWARPL3184D24	4.75 x 59.8 x 30	300	7.76	4.93	\$358
SKWARPL2360D30	4.75 x 35.8 x 23	250	4.69	2.26	\$322
SKWARPL2366D30	4.75 x 41.8 x 23	300	5.06	2.64	\$332
SKWARPL2372D30	4.75 x 47.8 x 23	300	5.44	3.02	\$341
SKWARPL2378D30	4.75 x 53.8 x 23	300	5.81	3.4	\$351
SKWARPL2384D30	4.75 x 59.8 x 23	300	6.18	3.78	\$361
SKWARPL3160D30	4.75 x 35.8 x 30	300	5.75	2.95	\$341
SKWARPL3166D30	4.75 x 41.8 x 30	300	6.26	3.45	\$351
SKWARPL3172D30	4.75 x 47.8 x 30	300	6.76	3.94	\$359
SKWARPL3178D30	4.75 x 53.8 x 30	300	7.26	4.44	\$370
SKWARPL3184D30	4.75 x 59.8 x 30	300	7.76	4.93	\$380

Felt privacy panel secures to the edge of the surface and provides privacy above and below the surface. It wraps around the corner on the left side of the primary surface (SKWSRLT). Must be used opposite a credenza in an L configuration. Specify the privacy panel that matches the nominal surface length and depth. Must align with pre-drilled holes in the primary surface. Brackets (set of 3) are powder coated metal. Specify standard metal paint finish and PET felt color.

- Cannot be used in conjunction with modesty panel (SKWABP/SKWACMR/L/SKWARMR/L)

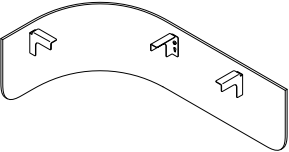
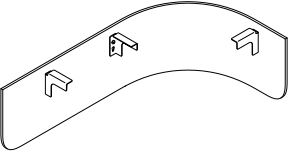
SKWARPR2360D24	4.75 x 35.8 x 23	250	4.69	2.26	\$300
SKWARPR2366D24	4.75 x 41.8 x 23	300	5.06	2.64	\$310
SKWARPR2372D24	4.75 x 47.8 x 23	300	5.44	3.02	\$319
SKWARPR2378D24	4.75 x 53.8 x 23	300	5.81	3.4	\$329
SKWARPR2384D24	4.75 x 59.8 x 23	300	6.18	3.78	\$339
SKWARPR3160D24	4.75 x 35.8 x 30	300	5.75	2.95	\$319
SKWARPR3166D24	4.75 x 41.8 x 30	300	6.26	3.45	\$329
SKWARPR3172D24	4.75 x 47.8 x 30	300	6.76	3.94	\$338
SKWARPR3178D24	4.75 x 53.8 x 30	300	7.26	4.44	\$348
SKWARPR3184D24	4.75 x 59.8 x 30	300	7.76	4.93	\$358
SKWARPR2360D30	4.75 x 35.8 x 23	250	4.69	2.26	\$322
SKWARPR2366D30	4.75 x 41.8 x 23	300	5.06	2.64	\$332
SKWARPR2372D30	4.75 x 47.8 x 23	300	5.44	3.02	\$341
SKWARPR2378D30	4.75 x 53.8 x 23	300	5.81	3.4	\$351
SKWARPR2384D30	4.75 x 59.8 x 23	300	6.18	3.78	\$361
SKWARPR3160D30	4.75 x 35.8 x 30	300	5.75	2.95	\$341
SKWARPR3166D30	4.75 x 41.8 x 30	300	6.26	3.45	\$351
SKWARPR3172D30	4.75 x 47.8 x 30	300	6.76	3.94	\$359
SKWARPR3178D30	4.75 x 53.8 x 30	300	7.26	4.44	\$370
SKWARPR3184D30	4.75 x 59.8 x 30	300	7.76	4.93	\$380

Felt privacy panel secures to the edge of the surface and provides privacy above and below the surface. It wraps around the corner on the right side of the primary surface (SKWSRRT). Must be used opposite a credenza in an L configuration. Specify the privacy panel that matches the nominal surface length and depth. Must align with pre-drilled holes in the primary surface. Brackets (set of 3) are powder coated metal. Specify standard metal paint finish and PET felt color.

- Cannot be used in conjunction with modesty panel (SKWABP/SKWACMR/L/SKWARMR/L)

**Required specifications**  
PET felt color  
Paint finish

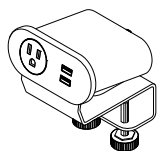
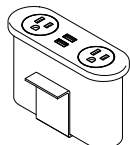
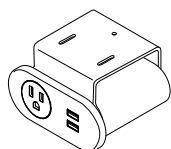
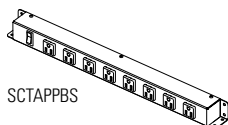


WORKSURFACE ACCESSORIES	MODEL#	DIMENSIONS	FREIGHT CLASS	WT/LBS.	CUBIC FT.	LIST PRICE
		D x W x H				
	SKWARML1160D24	4.75 x 35.8 x 10	250	3.12	0.98	\$168
	SKWARML1166D24	4.75 x 41.8 x 10	250	3.3	1.15	\$173
	SKWARML1172D24	4.75 x 47.8 x 10	250	3.47	1.31	\$178
	SKWARML1178D24	4.75 x 53.8 x 10	250	3.65	1.48	\$182
	SKWARML1184D24	4.75 x 59.8 x 10	250	3.83	1.64	\$188
	SKWARML1160D30	4.75 x 35.8 x 10	250	3.12	0.98	\$178
	SKWARML1166D30	4.75 x 41.8 x 10	250	3.3	1.15	\$182
	SKWARML1172D30	4.75 x 47.8 x 10	250	3.47	1.31	\$187
	SKWARML1178D30	4.75 x 53.8 x 10	250	3.47	1.31	\$192
	SKWARML1184D30	4.75 x 59.8 x 10	250	3.83	1.64	\$197
						
	SKWARML1160D24	4.75 x 35.8 x 10	250	3.12	0.98	\$168
	SKWARML1166D24	4.75 x 41.8 x 10	250	3.3	1.15	\$173
	SKWARML1172D24	4.75 x 47.8 x 10	250	3.47	1.31	\$178
	SKWARML1178D24	4.75 x 53.8 x 10	250	3.65	1.48	\$182
	SKWARML1184D24	4.75 x 59.8 x 10	250	3.83	1.64	\$188
	SKWARML1160D30	4.75 x 35.8 x 10	250	3.12	0.98	\$178
	SKWARML1166D30	4.75 x 41.8 x 10	250	3.3	1.15	\$182
	SKWARML1172D30	4.75 x 47.8 x 10	250	3.47	1.31	\$187
	SKWARML1178D30	4.75 x 53.8 x 10	250	3.65	1.48	\$192
	SKWARML1184D30	4.75 x 59.8 x 10	250	3.83	1.64	\$197
Felt modesty panel can be mounted flush (low bracket location) or inset (upper bracket location) and wraps around on the left side of the primary surface (SKWSRLT). Must be used opposite a credenza in an L configuration. Specify the modesty panel that matches the nominal surface length and depth. Brackets (set of 3) are powder coated metal. Specify standard metal paint finish and PET felt color.						
• Cannot be used in conjunction with privacy panel (SKWAPP/SKWACPR/L/SKWAPR/L)						
	SKWARMR1160D24	4.75 x 35.8 x 10	250	3.12	0.98	\$168
	SKWARMR1166D24	4.75 x 41.8 x 10	250	3.3	1.15	\$173
	SKWARMR1172D24	4.75 x 47.8 x 10	250	3.47	1.31	\$178
	SKWARMR1178D24	4.75 x 53.8 x 10	250	3.65	1.48	\$182
	SKWARMR1184D24	4.75 x 59.8 x 10	250	3.83	1.64	\$188
	SKWARMR1160D30	4.75 x 35.8 x 10	250	3.12	0.98	\$178
	SKWARMR1166D30	4.75 x 41.8 x 10	250	3.3	1.15	\$182
	SKWARMR1172D30	4.75 x 47.8 x 10	250	3.47	1.31	\$187
	SKWARMR1178D30	4.75 x 53.8 x 10	250	3.65	1.48	\$192
	SKWARMR1184D30	4.75 x 59.8 x 10	250	3.83	1.64	\$181
Felt modesty panel can be mounted flush (low bracket location) or inset (upper bracket location) and wraps around on the right side of the primary surface (SKWSRRT). Must be used opposite a credenza in an L configuration. Specify the modesty panel that matches the nominal surface length and depth. Brackets (set of 3) are powder coated metal. Specify standard metal paint finish and PET felt color.						
• Cannot be used in conjunction with privacy panel (SKWAPP/SKWACPR/L/SKWAPR/L)						

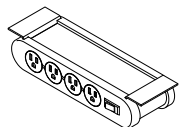
Required specifications

PET felt color  
Paint finish

## POWER ACCESSORIES

**Nik Edge/Clamp Mount Power Module****Nik In-Surface Power Module****Nik Below Surface Power Module**

SCTAPPBS



SCTAPPBD

**Below Surface Power Bar**

## MODEL#

## DIMENSIONS

## FREIGHT CLASS

## WT/LBS.

## CUBIC FT.

## LIST PRICE

## D x W x H

SCTAPEA	2.10 x 6 x 3.7	60	4	0.03	<b>\$608</b>
SCTAPEB	2.10 x 6 x 3.7	60	4	0.03	<b>\$578</b>
SCTAPEC	2.10 x 6 x 3.7	60	4	0.03	<b>\$671</b>
SCTAPED	2.10 x 6 x 3.7	60	4	0.03	<b>\$795</b>
SCTAPEE	2.10 x 6 x 3.7	60	4	0.03	<b>\$593</b>

Black with black receptacles, 10ft cord. Specify configuration, last letter of the code represents the following:

- A = 1 AC, 1 USB-A 1.5A charge port, 1 USB-A 2.4A quick charge port
- B = 2 AC
- C = 2 AC, 1 USB-A 1.5A charge port, 1 USB-A 2.4A quick charge port
- D = 1 AC, 1 USB-A 1.5A charge port, 1 USB-A 2.4A quick charge port, 1 60W USB-C charge port
- E = 3 AC

SCTAPSC	2.10 x 6 x 3.7	60	4	0.03	<b>\$681</b>
SCTAPSD	2.10 x 6 x 3.7	60	4	0.03	<b>\$849</b>
SCTAPSE	2.10 x 6 x 3.7	60	4	0.03	<b>\$598</b>

Black with black receptacles, 10ft cord. Corresponding cut-out option is C1, C2 or C3 (where applicable). Specify configuration, last letter of the code represents the following:

- C = 2 AC, 1 USB-A 1.5A charge port, 1 USB-A 2.4A quick charge port
- D = 1 AC, 1 USB-A 1.5A charge port, 1 USB-A 2.4A quick charge port, 1 60W USB-C charge port
- E = 3 AC

SCTAPBA	2.10 x 6 x 3.7	60	4	0.03	<b>\$474</b>
SCTAPBB	2.10 x 6 x 3.7	60	4	0.03	<b>\$430</b>
SCTAPBC	2.10 x 6 x 3.7	60	4	0.03	<b>\$504</b>
SCTAPBD	2.10 x 6 x 3.7	60	4	0.03	<b>\$622</b>
SCTAPBE	2.10 x 6 x 3.7	60	4	0.03	<b>\$440</b>

Black with black receptacles, 10ft cord. Undermounts at the edge of any worksurface. Specify configuration, last letter of the code represents the following:

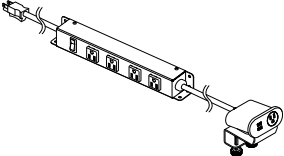
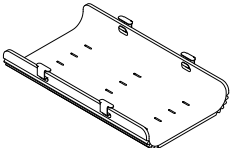
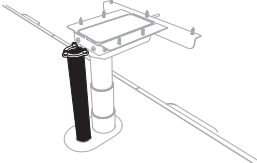
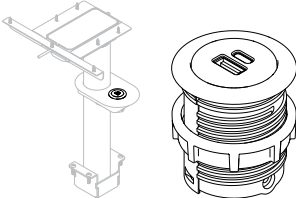
- A = 1 AC, 1 USB-A 1.5A charge port, 1 USB-A 2.4A quick charge port
- B = 2 AC
- C = 2 AC, 1 USB-A 1.5A charge port, 1 USB-A 2.4A quick charge port
- D = 1 AC, 1 USB-A 1.5A charge port, 1 USB-A 2.4A quick charge port, 1 60W USB-C charge port
- E = 3 AC

SCTAPPBS	1.95 x 21 x 1.95	60	2.7	0.06	<b>\$366</b>
SCTAPPBD	4 x 10.6 x 2.3	60	2.7	0.06	<b>\$898</b>

Available in black only. 10ft cord.

- Single (SCTAPPBS) includes 8 outlets on a single side
- Double (SCTAPPBD) includes 4 outlets on each side of the bar. Built-in circuit breaker.



POWER ACCESSORIES	MODEL#	DIMENSIONS	FREIGHT CLASS	WT/LBS.	CUBIC FT.	LIST PRICE
 <b>Below Surface Power Bar</b>		D x W x H				
	SCTAPCA	4 x 10.6 x 3.7	60	6.7	0.09	<b>\$1693</b>
	SCTAPCB	4 x 10.6 x 3.7	60	6.7	0.09	<b>\$1632</b>
	SCTAPCC	4 x 10.6 x 3.7	60	6.7	0.09	<b>\$1774</b>
	SCTAPCD	4 x 10.6 x 3.7	60	6.7	0.09	<b>\$2055</b>
	SCTAPCE	4 x 10.6 x 3.7	60	6.7	0.09	<b>\$1661</b>
<p>Integrated power bar and edge mount power module provides a code compliant all-in-one power solution with a single plug. The power bar includes AC outlets and built-in surge protection. The Nik Edge Clamp module is hardwired to the power bar via a 3' cord. Cord length is 6". Below surface power bar is black only. Specify configuration, last letter of the code represents the following:</p> <ul style="list-style-type: none"><li>• A = 1 AC, 1 USB-A 1.5A charge port, 1 USB-A 2.4A quick charge port</li><li>• B = 2 AC</li><li>• C = 2 AC, 1 USB-A 1.5A charge port, 1 USB-A 2.4A quick charge port</li><li>• D = 1 AC, 1 USB-A 1.5A charge port, 1 USB-A 2.4A quick charge port, 1 60W USB-C charge port</li><li>• E = 3 AC</li></ul>						
 <b>Collaborative Spaces PET Felt* Wire Manager</b>	SCTACT	26 x 11 x 4	70	1.1	0.66	<b>\$104</b>
	<p>PET felt wire manager hangs from four brackets under the surface. Includes Black painted metal brackets. Aligns to pre-drilled holes on all surfaces. PET felt available in standard finishes.</p>					
 <b>Storage Cable Tube</b>	SKWESCT	2.36 x 2.13 x 15.5	70	0.39	0.05	<b>\$96</b>
	<p>Neoprene cable manager connects to the underside of the worksurface and into the small opening on the storage leg grommet.</p> <ul style="list-style-type: none"><li>• Cannot be used in conjunction with storage power outlet (<b>SKSEPO</b>).</li><li>• Capacity: 4 wires (eg. 2 data &amp; 2 power).</li></ul>					
 <b>Storage Power Outlet</b>	SKSEPOA	2 x 2 x 2.2	60	4	0.03	<b>\$230</b>
	SKSEPOB	2 x 2 x 2.2	60	4	0.03	<b>\$526</b>
	<p>Storage power outlet to fit within the leg grommet outlet opening. Black finish only. Specify configuration, last letter of the code represents the following:</p> <ul style="list-style-type: none"><li>• A = 1 AC</li><li>• B = 1 USB-A and 1 USB-C</li><li>• Cannot be used in conjunction with storage cable tube (<b>SKWESCT</b>).</li></ul>					

Required specifications  
PET felt finish\*



BACKBOARDS

Backboards Notes

- Backboards are decorative, wall-mounted pieces that provide the office with a finished look. Rails included for mounting (hardware to affix to wall is not included). Backboards are meant to be mounted where the bottom of the board is flush with Office Spaces 20"h storage.
- Backboards radius is 6" (where applicable).
  - Backboard curved corner (where applicable) is not intended to be used adjacent to high storage.
  - Backboards are available in laminate (**LP**), white dry erase board (**DE**), PET felt (**PT**) and patterned PET felt (**VE**). Specify (**V**) for a varied asymmetrical pattern and (**E**) for an equal symmetrical pattern.
  - Grain will run horizontally for any woodgrain laminate. Backboards specified with low pressure laminate will have a corresponding 3mm edging.
  - Backboards with PET (**PT**) are mounted on a laminate panel. Specify standard PET and laminate finish.
  - Backboards specified with dry erase board (**DE**) will have Designer White (**DWT**) 3mm edging.
  - (**DE**) option not available on any backboard with a radius corner
  - Backboards are intended to match the length of the credenza.

Backboards with shelves

- Shelf width will match the backboard and is 10" deep
- Shelves are non-adjustable and can support 171 lbs. evenly distributed
- *Do not use height adjustable surfaces and column kits with double shelf backboards directly below.*

Alignment is as follows:

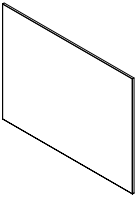
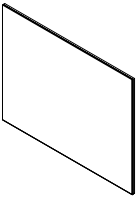
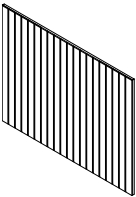
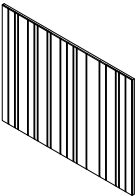
- 34"h backboards will align with 54"h storage
- 40"h backboards will align with 60"h storage, single shelf clearance is 60", double shelf clearance is 12" (where applicable)
- 46"h backboards will align with 66"h storage, single shelf clearance is 32", double shelf clearance is 18" (where applicable)
- 52"h backboards will align with 72"h storage, single shelf clearance is 72", double shelf clearance is 24" (where applicable)
- 58"h backboards will align with 78"h storage, single shelf clearance is 44", double shelf clearance is 30" (where applicable)

Note: VE-V varied asymmetrical pattern is a combination of 1.5", 3", 4.5", 6" grooves in a random pattern. VE-E equal symmetrical pattern is a repeat of 3" grooves.

Required specifications

- PET felt finish
- Laminate finish
- Edge finish

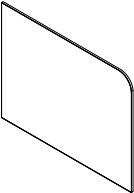
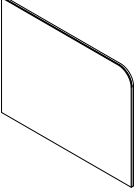
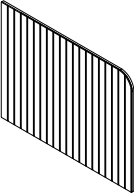
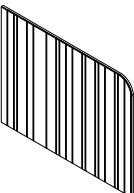


BACKBOARDS	MODEL#	DIMENSIONS	FREIGHT CLASS	WT/LBS.	CUBIC FT.	LP	DE	PT	VE
 <p>Low pressure laminate (LP) Dry erase whiteboard (DE)</p>	D x W x H								
	SKBB3436	2 x 36 x 34	65	37.94	1.42	\$350	\$474	\$528	\$612
	SKBB3442	2 x 42 x 34	65	44.23	1.65	\$356	\$501	\$564	\$662
	SKBB3448	2 x 48 x 34	65	50.54	1.89	\$361	\$527	\$598	\$711
	SKBB3454	2 x 54 x 34	65	56.87	2.13	\$367	\$553	\$634	\$760
	SKBB3460	2 x 60 x 34	65	63.16	2.36	\$372	\$579	\$669	\$809
	SKBB3466	2 x 66 x 34	65	69.48	2.6	\$378	\$606	\$704	\$859
	SKBB3472	2 x 72 x 34	65	75.77	2.83	\$384	\$633	\$740	\$908
	SKBB3478	2 x 78 x 34	65	82.08	3.07	\$389	\$658	\$775	\$957
	SKBB3484	2 x 84 x 34	65	88.38	3.31	\$395	\$685	\$810	\$1007
 <p>PET felt (PT)*</p>	SKBB4036	2 x 36 x 40	65	44.61	1.67	\$396	\$542	\$606	\$705
	SKBB4042	2 x 42 x 40	65	52.02	1.94	\$473	\$644	\$717	\$833
	SKBB4048	2 x 48 x 40	65	59.43	2.22	\$524	\$719	\$803	\$936
	SKBB4054	2 x 54 x 40	65	66.88	2.5	\$629	\$848	\$943	\$1092
	SKBB4060	2 x 60 x 40	65	74.29	2.78	\$680	\$924	\$1029	\$1194
	SKBB4066	2 x 66 x 40	65	81.71	3.06	\$731	\$999	\$1115	\$1297
	SKBB4072	2 x 72 x 40	65	89.12	3.33	\$782	\$1075	\$1201	\$1399
	SKBB4078	2 x 78 x 40	65	96.53	3.61	\$833	\$1150	\$1286	\$1501
	SKBB4084	2 x 84 x 40	65	103.94	3.89	\$1037	\$1378	\$1525	\$1757
 <p>PET felt, equal pattern (VE-E)*</p>	SKBB4636	2 x 36 x 46	65	51.28	1.92	\$442	\$610	\$683	\$797
	SKBB4642	2 x 42 x 46	65	59.8	2.24	\$526	\$722	\$807	\$940
	SKBB4648	2 x 48 x 46	65	68.33	2.56	\$584	\$808	\$905	\$1057
	SKBB4654	2 x 54 x 46	65	76.87	2.88	\$697	\$949	\$1058	\$1229
	SKBB4660	2 x 60 x 46	65	85.41	3.19	\$755	\$1036	\$1156	\$1346
	SKBB4666	2 x 66 x 46	65	93.92	3.51	\$813	\$1122	\$1254	\$1463
	SKBB4672	2 x 72 x 46	65	102.45	3.83	\$872	\$1209	\$1353	\$1581
	SKBB4678	2 x 78 x 46	65	110.98	4.15	\$930	\$1295	\$1451	\$1698
	SKBB4684	2 x 84 x 46	65	119.49	4.47	\$1142	\$1535	\$1703	\$1970
 <p>PET felt, varied pattern (VE-V)*</p>	SKBB5236	2 x 36 x 52	65	57.96	2.17	\$488	\$678	\$760	\$889
	SKBB5242	2 x 42 x 52	65	67.59	2.53	\$579	\$801	\$897	\$1047
	SKBB5248	2 x 48 x 52	65	77.22	2.89	\$645	\$899	\$1008	\$1180
	SKBB5254	2 x 54 x 52	65	86.89	3.25	\$764	\$1049	\$1172	\$1366
	SKBB5260	2 x 60 x 52	65	96.52	3.61	\$830	\$1147	\$1283	\$1498
	SKBB5266	2 x 66 x 52	65	106.15	3.97	\$896	\$1245	\$1395	\$1631
	SKBB5272	2 x 72 x 52	65	115.78	4.33	\$962	\$1343	\$1506	\$1764
	SKBB5278	2 x 78 x 52	65	125.41	4.69	\$1027	\$1440	\$1616	\$1896
	SKBB5284	2 x 84 x 52	65	135.04	5.06	\$1247	\$1691	\$1882	\$2183
<p>Backboard</p>	SKBB5836	2 x 36 x 58	65	64.63	2.42	\$533	\$745	\$837	\$980
	SKBB5842	2 x 42 x 58	65	75.36	2.82	\$632	\$880	\$986	\$1154
	SKBB5848	2 x 48 x 58	65	86.11	3.22	\$705	\$988	\$1110	\$1301
	SKBB5854	2 x 54 x 58	65	96.89	3.63	\$832	\$1150	\$1287	\$1503
	SKBB5860	2 x 60 x 58	65	107.63	4.03	\$905	\$1259	\$1411	\$1650
	SKBB5866	2 x 66 x 58	65	118.38	4.43	\$979	\$1368	\$1535	\$1799
	SKBB5872	2 x 72 x 58	65	129.13	4.83	\$1052	\$1477	\$1659	\$1946
	SKBB5878	2 x 78 x 58	65	139.86	5.24	\$1125	\$1585	\$1782	\$2094
	SKBB5884	2 x 84 x 58	65	150.61	5.64	\$1352	\$1847	\$2060	\$2395

## Required specifications

PET felt finish  
Laminate finish  
Edge finish\*

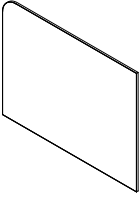
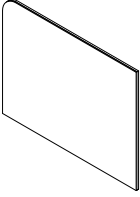
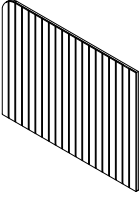



BACKBOARDS - RIGHT RADIUS CORNER		MODEL#	DIMENSIONS	FREIGHT CLASS	WT/LBS.	CUBIC FT.	LP	DE	PT	VE
	Low pressure laminate (LP)		D x W x H							
		SKBBR3436	2 x 36 x 34	65	38.39	1.42	\$353	n/a	\$531	\$615
		SKBBR3442	2 x 42 x 34	65	44.74	1.65	\$423	n/a	\$631	\$729
		SKBBR3448	2 x 48 x 34	65	51.07	1.89	\$467	n/a	\$704	\$817
		SKBBR3454	2 x 54 x 34	65	57.45	2.13	\$565	n/a	\$832	\$958
		SKBBR3460	2 x 60 x 34	65	63.8	2.36	\$609	n/a	\$906	\$1046
		SKBBR3466	2 x 66 x 34	65	70.13	2.6	\$653	n/a	\$979	\$1134
		SKBBR3472	2 x 72 x 34	65	76.47	2.83	\$696	n/a	\$1052	\$1220
		SKBBR3478	2 x 78 x 34	65	82.82	3.07	\$740	n/a	\$1125	\$1308
		SKBBR3484	2 x 84 x 34	65	89.15	3.31	\$938	n/a	\$1353	\$1550
	PET felt (PT)*	SKBBR4036	2 x 36 x 40	65	45.1	1.67	\$399	n/a	\$609	\$708
		SKBBR4042	2 x 42 x 40	65	52.56	1.94	\$477	n/a	\$721	\$837
		SKBBR4048	2 x 48 x 40	65	60.01	2.22	\$528	n/a	\$807	\$939
		SKBBR4054	2 x 54 x 40	65	67.5	2.5	\$633	n/a	\$947	\$1096
		SKBBR4060	2 x 60 x 40	65	74.94	2.78	\$684	n/a	\$1033	\$1198
		SKBBR4066	2 x 66 x 40	65	82.39	3.06	\$735	n/a	\$1119	\$1301
		SKBBR4072	2 x 72 x 40	65	89.86	3.33	\$787	n/a	\$1206	\$1404
		SKBBR4078	2 x 78 x 40	65	97.31	3.61	\$838	n/a	\$1291	\$1506
		SKBBR4084	2 x 84 x 40	65	104.76	3.89	\$1043	n/a	\$1531	\$1763
	PET felt, equal pattern (VE-E)*	SKBBR4636	2 x 36 x 46	65	51.82	1.92	\$446	n/a	\$687	\$801
		SKBBR4642	2 x 42 x 46	65	60.37	2.24	\$530	n/a	\$811	\$944
		SKBBR4648	2 x 48 x 46	65	68.94	2.56	\$589	n/a	\$910	\$1062
		SKBBR4654	2 x 54 x 46	65	77.54	2.88	\$701	n/a	\$1062	\$1233
		SKBBR4660	2 x 60 x 46	65	86.11	3.19	\$760	n/a	\$1161	\$1351
		SKBBR4666	2 x 66 x 46	65	94.66	3.51	\$818	n/a	\$1259	\$1468
		SKBBR4672	2 x 72 x 46	65	103.23	3.83	\$877	n/a	\$1358	\$1586
		SKBBR4678	2 x 78 x 46	65	111.79	4.15	\$936	n/a	\$1457	\$1704
		SKBBR4684	2 x 84 x 46	65	120.36	4.47	\$1148	n/a	\$1709	\$1976
	PET felt, varied pattern (VE-V)*	SKBBR5236	2 x 36 x 52	65	58.53	2.17	\$492	n/a	\$764	\$893
		SKBBR5242	2 x 42 x 52	65	68.2	2.53	\$584	n/a	\$902	\$1052
		SKBBR5248	2 x 48 x 52	65	77.87	2.89	\$649	n/a	\$1012	\$1184
		SKBBR5254	2 x 54 x 52	65	87.59	3.25	\$769	n/a	\$1177	\$1371
		SKBBR5260	2 x 60 x 52	65	97.26	3.61	\$835	n/a	\$1288	\$1503
		SKBBR5266	2 x 66 x 52	65	106.93	3.97	\$901	n/a	\$1400	\$1636
		SKBBR5272	2 x 72 x 52	65	116.61	4.33	\$968	n/a	\$1512	\$1770
		SKBBR5278	2 x 78 x 52	65	126.28	4.69	\$1034	n/a	\$1623	\$1903
		SKBBR5284	2 x 84 x 52	65	135.95	5.06	\$1253	n/a	\$1888	\$2189
		SKBBR5836	2 x 36 x 58	65	65.24	2.42	\$538	n/a	\$842	\$985
		SKBBR5842	2 x 42 x 58	65	76.03	2.82	\$637	n/a	\$991	\$1159
		SKBBR5848	2 x 48 x 58	65	86.82	3.22	\$710	n/a	\$1115	\$1306
		SKBBR5854	2 x 54 x 58	65	97.62	3.63	\$838	n/a	\$1293	\$1509
		SKBBR5860	2 x 60 x 58	65	108.41	4.03	\$911	n/a	\$1417	\$1656
		SKBBR5866	2 x 66 x 58	65	119.19	4.43	\$984	n/a	\$1540	\$1804
		SKBBR5872	2 x 72 x 58	65	129.98	4.83	\$1058	n/a	\$1665	\$1952
		SKBBR5878	2 x 78 x 58	65	140.77	5.24	\$1131	n/a	\$1788	\$2100
		SKBBR5884	2 x 84 x 58	65	151.55	5.64	\$1358	n/a	\$2066	\$2401

Backboard, Right Radius Corner

Required specifications

- PET felt finish
- Laminate finish
- Edge finish\*

BACKBOARDS - LEFT RADIUS CORNER	MODEL#	DIMENSIONS	FREIGHT CLASS	WT/LBS.	CUBIC FT.	LP	DE	PT	VE
 <p>Low pressure laminate (LP)</p>		<b>D x W x H</b>							
	SKBBL3436	2 x 36 x 34	65	38.39	1.42	<b>\$353</b>	n/a	<b>\$531</b>	<b>\$615</b>
	SKBBL3442	2 x 42 x 34	65	44.74	1.65	<b>\$423</b>	n/a	<b>\$631</b>	<b>\$729</b>
	SKBBL3448	2 x 48 x 34	65	51.07	1.89	<b>\$467</b>	n/a	<b>\$704</b>	<b>\$817</b>
	SKBBL3454	2 x 54 x 34	65	57.45	2.13	<b>\$565</b>	n/a	<b>\$832</b>	<b>\$958</b>
	SKBBL3460	2 x 60 x 34	65	63.8	2.36	<b>\$609</b>	n/a	<b>\$906</b>	<b>\$1046</b>
	SKBBL3466	2 x 66 x 34	65	70.13	2.6	<b>\$653</b>	n/a	<b>\$981</b>	<b>\$1134</b>
	SKBBL3472	2 x 72 x 34	65	76.47	2.83	<b>\$696</b>	n/a	<b>\$1052</b>	<b>\$1220</b>
	SKBBL3478	2 x 78 x 34	65	82.82	3.07	<b>\$740</b>	n/a	<b>\$1125</b>	<b>\$1308</b>
	SKBBL3484	2 x 84 x 34	65	89.15	3.31	<b>\$938</b>	n/a	<b>\$1353</b>	<b>\$1550</b>
 <p>PET felt (PT)*</p>	SKBBL4036	2 x 36 x 40	65	45.1	1.67	<b>\$399</b>	n/a	<b>\$609</b>	<b>\$708</b>
	SKBBL4042	2 x 42 x 40	65	52.56	1.94	<b>\$477</b>	n/a	<b>\$721</b>	<b>\$837</b>
	SKBBL4048	2 x 48 x 40	65	60.01	2.22	<b>\$528</b>	n/a	<b>\$807</b>	<b>\$939</b>
	SKBBL4054	2 x 54 x 40	65	67.5	2.5	<b>\$633</b>	n/a	<b>\$947</b>	<b>\$1096</b>
	SKBBL4060	2 x 60 x 40	65	74.94	2.78	<b>\$684</b>	n/a	<b>\$1033</b>	<b>\$1198</b>
	SKBBL4066	2 x 66 x 40	65	82.39	3.06	<b>\$735</b>	n/a	<b>\$1119</b>	<b>\$1301</b>
	SKBBL4072	2 x 72 x 40	65	89.86	3.33	<b>\$787</b>	n/a	<b>\$1206</b>	<b>\$1404</b>
	SKBBL4078	2 x 78 x 40	65	97.31	3.61	<b>\$838</b>	n/a	<b>\$1291</b>	<b>\$1506</b>
	SKBBL4084	2 x 84 x 40	65	104.76	3.89	<b>\$1043</b>	n/a	<b>\$1531</b>	<b>\$1763</b>
 <p>PET felt, equal pattern (VE-E)*</p>	SKBBL4636	2 x 36 x 46	65	51.82	1.92	<b>\$446</b>	n/a	<b>\$687</b>	<b>\$801</b>
	SKBBL4642	2 x 42 x 46	65	60.37	2.24	<b>\$530</b>	n/a	<b>\$811</b>	<b>\$944</b>
	SKBBL4648	2 x 48 x 46	65	68.94	2.56	<b>\$589</b>	n/a	<b>\$910</b>	<b>\$1062</b>
	SKBBL4654	2 x 54 x 46	65	77.54	2.88	<b>\$701</b>	n/a	<b>\$1062</b>	<b>\$1233</b>
	SKBBL4660	2 x 60 x 46	65	86.11	3.19	<b>\$760</b>	n/a	<b>\$1161</b>	<b>\$1351</b>
	SKBBL4666	2 x 66 x 46	65	94.66	3.51	<b>\$818</b>	n/a	<b>\$1259</b>	<b>\$1468</b>
	SKBBL4672	2 x 72 x 46	65	103.23	3.83	<b>\$877</b>	n/a	<b>\$1358</b>	<b>\$1586</b>
	SKBBL4678	2 x 78 x 46	65	111.79	4.15	<b>\$936</b>	n/a	<b>\$1457</b>	<b>\$1704</b>
	SKBBL4684	2 x 84 x 46	65	120.36	4.47	<b>\$1148</b>	n/a	<b>\$1709</b>	<b>\$1976</b>
 <p>PET felt, varied pattern (VE-V)*</p>	SKBBL5236	2 x 36 x 52	65	58.53	2.17	<b>\$492</b>	n/a	<b>\$764</b>	<b>\$893</b>
	SKBBL5242	2 x 42 x 52	65	68.2	2.53	<b>\$584</b>	n/a	<b>\$902</b>	<b>\$1052</b>
	SKBBL5248	2 x 48 x 52	65	77.87	2.89	<b>\$649</b>	n/a	<b>\$1012</b>	<b>\$1184</b>
	SKBBL5254	2 x 54 x 52	65	87.59	3.25	<b>\$769</b>	n/a	<b>\$1177</b>	<b>\$1371</b>
	SKBBL5260	2 x 60 x 52	65	97.26	3.61	<b>\$835</b>	n/a	<b>\$1288</b>	<b>\$1503</b>
	SKBBL5266	2 x 66 x 52	65	106.93	3.97	<b>\$901</b>	n/a	<b>\$1400</b>	<b>\$1636</b>
	SKBBL5272	2 x 72 x 52	65	116.61	4.33	<b>\$968</b>	n/a	<b>\$1512</b>	<b>\$1770</b>
	SKBBL5278	2 x 78 x 52	65	126.28	4.69	<b>\$1034</b>	n/a	<b>\$1623</b>	<b>\$1903</b>
	SKBBL5284	2 x 84 x 52	65	135.95	5.06	<b>\$1253</b>	n/a	<b>\$1888</b>	<b>\$2189</b>
<p>Backboard, Left Radius Corner</p>	SKBBL5836	2 x 36 x 58	65	65.24	2.42	<b>\$538</b>	n/a	<b>\$842</b>	<b>\$985</b>
	SKBBL5842	2 x 42 x 58	65	76.03	2.82	<b>\$637</b>	n/a	<b>\$991</b>	<b>\$1159</b>
	SKBBL5848	2 x 48 x 58	65	86.82	3.22	<b>\$710</b>	n/a	<b>\$1115</b>	<b>\$1306</b>
	SKBBL5854	2 x 54 x 58	65	97.62	3.63	<b>\$838</b>	n/a	<b>\$1293</b>	<b>\$1509</b>
	SKBBL5860	2 x 60 x 58	65	108.41	4.03	<b>\$911</b>	n/a	<b>\$1417</b>	<b>\$1656</b>
	SKBBL5866	2 x 66 x 58	65	119.19	4.43	<b>\$984</b>	n/a	<b>\$1540</b>	<b>\$1804</b>
	SKBBL5872	2 x 72 x 58	65	129.98	4.83	<b>\$1058</b>	n/a	<b>\$1665</b>	<b>\$1952</b>
	SKBBL5878	2 x 78 x 58	65	140.77	5.24	<b>\$1131</b>	n/a	<b>\$1788</b>	<b>\$2100</b>
	SKBBL5884	2 x 84 x 58	65	151.55	5.64	<b>\$1358</b>	n/a	<b>\$2066</b>	<b>\$2401</b>

**Required specifications**

PET felt finish  
Laminate finish  
Edge finish\*

BACKBOARDS - RADIUS CORNERS AT TOP

MODEL#

DIMENSIONS

FREIGHT CLASS

WT/LBS.

CUBIC FT.

LP

DE

PT

VE

D x W x H

SKBBC3436	2 x 36 x 34	65	38.39	1.42	<b>\$353</b>	n/a	<b>\$531</b>	<b>\$615</b>
SKBBC3442	2 x 42 x 34	65	44.73	1.65	<b>\$423</b>	n/a	<b>\$631</b>	<b>\$729</b>
SKBBC3448	2 x 48 x 34	65	51.07	1.89	<b>\$467</b>	n/a	<b>\$704</b>	<b>\$817</b>
SKBBC3454	2 x 54 x 34	65	57.45	2.13	<b>\$565</b>	n/a	<b>\$832</b>	<b>\$958</b>
SKBBC3460	2 x 60 x 34	65	63.8	2.36	<b>\$608</b>	n/a	<b>\$905</b>	<b>\$1045</b>
SKBBC3466	2 x 66 x 34	65	70.13	2.6	<b>\$652</b>	n/a	<b>\$978</b>	<b>\$1133</b>
SKBBC3472	2 x 72 x 34	65	76.47	2.83	<b>\$696</b>	n/a	<b>\$1052</b>	<b>\$1220</b>
SKBBC3478	2 x 78 x 34	65	82.82	3.07	<b>\$740</b>	n/a	<b>\$1126</b>	<b>\$1308</b>
SKBBC3484	2 x 84 x 34	65	89.15	3.31	<b>\$938</b>	n/a	<b>\$1353</b>	<b>\$1550</b>
SKBBC4036	2 x 36 x 40	65	45.1	1.67	<b>\$399</b>	n/a	<b>\$609</b>	<b>\$708</b>
SKBBC4042	2 x 42 x 40	65	52.56	1.94	<b>\$476</b>	n/a	<b>\$720</b>	<b>\$836</b>
SKBBC4048	2 x 48 x 40	65	60.01	2.22	<b>\$528</b>	n/a	<b>\$807</b>	<b>\$940</b>
SKBBC4054	2 x 54 x 40	65	67.5	2.5	<b>\$633</b>	n/a	<b>\$947</b>	<b>\$1096</b>
SKBBC4060	2 x 60 x 40	65	74.94	2.78	<b>\$684</b>	n/a	<b>\$1033</b>	<b>\$1198</b>
SKBBC4066	2 x 66 x 40	65	82.39	3.06	<b>\$735</b>	n/a	<b>\$1119</b>	<b>\$1301</b>
SKBBC4072	2 x 72 x 40	65	89.86	3.33	<b>\$787</b>	n/a	<b>\$1206</b>	<b>\$1404</b>
SKBBC4078	2 x 78 x 40	65	97.31	3.61	<b>\$838</b>	n/a	<b>\$1291</b>	<b>\$1506</b>
SKBBC4084	2 x 84 x 40	65	104.76	3.89	<b>\$1043</b>	n/a	<b>\$1531</b>	<b>\$1763</b>
SKBBC4636	2 x 36 x 46	65	51.82	1.92	<b>\$445</b>	n/a	<b>\$686</b>	<b>\$800</b>
SKBBC4642	2 x 42 x 46	65	60.37	2.24	<b>\$530</b>	n/a	<b>\$811</b>	<b>\$944</b>
SKBBC4648	2 x 48 x 46	65	68.94	2.56	<b>\$588</b>	n/a	<b>\$909</b>	<b>\$1061</b>
SKBBC4654	2 x 54 x 46	65	77.54	2.88	<b>\$701</b>	n/a	<b>\$1062</b>	<b>\$1233</b>
SKBBC4660	2 x 60 x 46	65	86.11	3.19	<b>\$760</b>	n/a	<b>\$1161</b>	<b>\$1351</b>
SKBBC4666	2 x 66 x 46	65	94.66	3.51	<b>\$818</b>	n/a	<b>\$1259</b>	<b>\$1468</b>
SKBBC4672	2 x 72 x 46	65	103.23	3.83	<b>\$877</b>	n/a	<b>\$1358</b>	<b>\$1587</b>
SKBBC4678	2 x 78 x 46	65	111.79	4.15	<b>\$936</b>	n/a	<b>\$1457</b>	<b>\$1705</b>
SKBBC4684	2 x 84 x 46	65	120.36	4.47	<b>\$1148</b>	n/a	<b>\$1709</b>	<b>\$1976</b>
SKBBC5236	2 x 36 x 52	65	58.53	2.17	<b>\$491</b>	n/a	<b>\$763</b>	<b>\$892</b>
SKBBC5242	2 x 42 x 52	65	68.2	2.53	<b>\$583</b>	n/a	<b>\$901</b>	<b>\$1051</b>
SKBBC5248	2 x 48 x 52	65	77.87	2.89	<b>\$649</b>	n/a	<b>\$1012</b>	<b>\$1184</b>
SKBBC5254	2 x 54 x 52	65	87.59	3.25	<b>\$769</b>	n/a	<b>\$1177</b>	<b>\$1371</b>
SKBBC5260	2 x 60 x 52	65	97.26	3.61	<b>\$835</b>	n/a	<b>\$1288</b>	<b>\$1503</b>
SKBBC5266	2 x 66 x 52	65	106.92	3.97	<b>\$901</b>	n/a	<b>\$1400</b>	<b>\$1636</b>
SKBBC5272	2 x 72 x 52	65	116.61	4.33	<b>\$967</b>	n/a	<b>\$1511</b>	<b>\$1769</b>
SKBBC5278	2 x 78 x 52	65	126.28	4.69	<b>\$1033</b>	n/a	<b>\$1622</b>	<b>\$1902</b>
SKBBC5284	2 x 84 x 52	65	135.95	5.06	<b>\$1253</b>	n/a	<b>\$1888</b>	<b>\$2189</b>
SKBBC5836	2 x 36 x 58	65	65.24	2.42	<b>\$538</b>	n/a	<b>\$842</b>	<b>\$985</b>
SKBBC5842	2 x 42 x 58	65	76.03	2.82	<b>\$637</b>	n/a	<b>\$991</b>	<b>\$1159</b>
SKBBC5848	2 x 48 x 58	65	86.81	3.22	<b>\$710</b>	n/a	<b>\$1115</b>	<b>\$1306</b>
SKBBC5854	2 x 54 x 58	65	97.62	3.63	<b>\$837</b>	n/a	<b>\$1292</b>	<b>\$1508</b>
SKBBC5860	2 x 60 x 58	65	108.4	4.03	<b>\$911</b>	n/a	<b>\$1417</b>	<b>\$1656</b>
SKBBC5866	2 x 66 x 58	65	119.19	4.43	<b>\$984</b>	n/a	<b>\$1540</b>	<b>\$1804</b>
SKBBC5872	2 x 72 x 58	65	129.98	4.83	<b>\$1058</b>	n/a	<b>\$1665</b>	<b>\$1952</b>
SKBBC5878	2 x 78 x 58	65	140.76	5.24	<b>\$1131</b>	n/a	<b>\$1788</b>	<b>\$2100</b>
SKBBC5884	2 x 84 x 58	65	151.55	5.64	<b>\$1358</b>	n/a	<b>\$2066</b>	<b>\$2401</b>

Low pressure laminate (LP)

PET felt (PT)\*

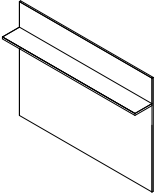
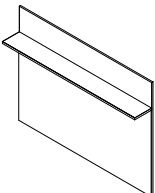
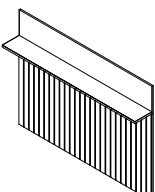
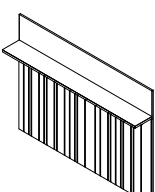
PET felt, equal pattern (VE-E)\*

PET felt, varied pattern (VE-V)\*

Backboard, Radius Corners at Top

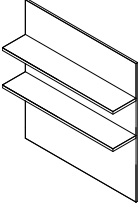
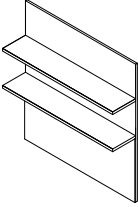
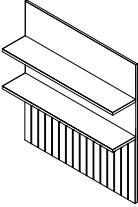
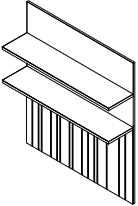
Required specifications

PET felt finish  
Laminate finish  
Edge finish\*

BACKBOARDS WITH SHELF	MODEL#	DIMENSIONS	FREIGHT CLASS	WT/LBS.	CUBIC FT.	LP	DE	PT	VE
 <p>Low pressure laminate (<b>LP</b>)</p>		<b>D x W x H</b>							
	SKBS4036	2 x 36 x 40	125	56.78	9.17	<b>\$553</b>	n/a	<b>\$689</b>	<b>\$754</b>
	SKBS4042	2 x 42 x 40	125	66.22	10.69	<b>\$674</b>	n/a	<b>\$833</b>	<b>\$908</b>
	SKBS4048	2 x 48 x 40	125	75.65	12.22	<b>\$747</b>	n/a	<b>\$929</b>	<b>\$1015</b>
	SKBS4054	2 x 54 x 40	125	85.11	13.75	<b>\$879</b>	n/a	<b>\$1083</b>	<b>\$1180</b>
	SKBS4060	2 x 60 x 40	125	94.54	15.28	<b>\$953</b>	n/a	<b>\$1180</b>	<b>\$1287</b>
	SKBS4066	2 x 66 x 40	125	103.98	16.81	<b>\$1096</b>	n/a	<b>\$1346</b>	<b>\$1464</b>
	SKBS4072	2 x 72 x 40	125	113.42	18.33	<b>\$1169</b>	n/a	<b>\$1441</b>	<b>\$1570</b>
	SKBS4078	2 x 78 x 40	125	122.84	19.86	<b>\$1239</b>	n/a	<b>\$1534</b>	<b>\$1674</b>
	SKBS4084	2 x 84 x 40	125	132.28	21.39	<b>\$1389</b>	n/a	<b>\$1707</b>	<b>\$1857</b>
 <p>PET felt (<b>PT</b>)*</p>	SKBS4636	2 x 36 x 46	125	63.46	10.54	<b>\$599</b>	n/a	<b>\$767</b>	<b>\$846</b>
	SKBS4642	2 x 42 x 46	125	74	12.3	<b>\$727</b>	n/a	<b>\$923</b>	<b>\$1015</b>
	SKBS4648	2 x 48 x 46	125	84.54	14.06	<b>\$808</b>	n/a	<b>\$1031</b>	<b>\$1137</b>
	SKBS4654	2 x 54 x 46	125	95.1	15.81	<b>\$947</b>	n/a	<b>\$1198</b>	<b>\$1317</b>
	SKBS4660	2 x 60 x 46	125	105.65	17.57	<b>\$1028</b>	n/a	<b>\$1307</b>	<b>\$1439</b>
	SKBS4666	2 x 66 x 46	125	116.19	19.33	<b>\$1178</b>	n/a	<b>\$1485</b>	<b>\$1631</b>
	SKBS4672	2 x 72 x 46	125	126.75	21.08	<b>\$1259</b>	n/a	<b>\$1594</b>	<b>\$1753</b>
	SKBS4678	2 x 78 x 46	125	137.29	22.84	<b>\$1336</b>	n/a	<b>\$1699</b>	<b>\$1871</b>
	SKBS4684	2 x 84 x 46	125	147.83	24.6	<b>\$1494</b>	n/a	<b>\$1885</b>	<b>\$2070</b>
 <p>PET felt, equal pattern (<b>VE-E</b>)*</p>	SKBS5236	2 x 36 x 52	150	70.13	11.92	<b>\$644</b>	n/a	<b>\$843</b>	<b>\$937</b>
	SKBS5242	2 x 42 x 52	150	81.79	13.9	<b>\$780</b>	n/a	<b>\$1012</b>	<b>\$1122</b>
	SKBS5248	2 x 48 x 52	150	93.43	15.89	<b>\$868</b>	n/a	<b>\$1133</b>	<b>\$1259</b>
	SKBS5254	2 x 54 x 52	150	105.11	17.88	<b>\$1015</b>	n/a	<b>\$1313</b>	<b>\$1455</b>
	SKBS5260	2 x 60 x 52	150	116.77	19.86	<b>\$1103</b>	n/a	<b>\$1434</b>	<b>\$1592</b>
	SKBS5266	2 x 66 x 52	150	128.42	21.85	<b>\$1261</b>	n/a	<b>\$1626</b>	<b>\$1798</b>
	SKBS5272	2 x 72 x 52	150	140.08	23.83	<b>\$1349</b>	n/a	<b>\$1747</b>	<b>\$1935</b>
	SKBS5278	2 x 78 x 52	150	151.72	25.82	<b>\$1434</b>	n/a	<b>\$1865</b>	<b>\$2069</b>
	SKBS5284	2 x 84 x 52	150	163.38	27.81	<b>\$1599</b>	n/a	<b>\$2063</b>	<b>\$2283</b>
 <p>PET felt, varied pattern (<b>VE-V</b>)*</p>	SKBS5836	2 x 36 x 58	150	76.8	13.29	<b>\$690</b>	n/a	<b>\$920</b>	<b>\$1030</b>
	SKBS5842	2 x 42 x 58	150	89.56	15.51	<b>\$833</b>	n/a	<b>\$1102</b>	<b>\$1229</b>
	SKBS5848	2 x 48 x 58	150	102.32	17.72	<b>\$929</b>	n/a	<b>\$1236</b>	<b>\$1382</b>
	SKBS5854	2 x 54 x 58	150	115.12	19.94	<b>\$1083</b>	n/a	<b>\$1428</b>	<b>\$1592</b>
	SKBS5860	2 x 60 x 58	150	127.88	22.15	<b>\$1178</b>	n/a	<b>\$1562</b>	<b>\$1744</b>
	SKBS5866	2 x 66 x 58	150	140.65	24.37	<b>\$1344</b>	n/a	<b>\$1766</b>	<b>\$1966</b>
	SKBS5872	2 x 72 x 58	150	153.43	26.58	<b>\$1439</b>	n/a	<b>\$1899</b>	<b>\$2118</b>
	SKBS5878	2 x 78 x 58	150	166.17	28.8	<b>\$1531</b>	n/a	<b>\$2030</b>	<b>\$2266</b>
	SKBS5884	2 x 84 x 58	150	178.95	31.01	<b>\$1704</b>	n/a	<b>\$2241</b>	<b>\$2496</b>
<b>Backboard with Shelf</b>									

**Required specifications**

PET felt finish  
 Laminate finish  
 Edge finish\*

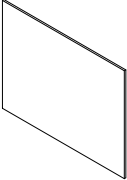
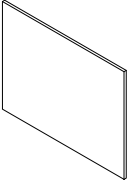
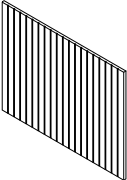
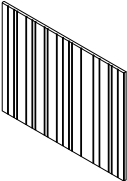
BACKBOARDS WITH DOUBLE SHELVES	MODEL#	DIMENSIONS	FREIGHT CLASS	WT/LBS.	CUBIC FT.	LP	DE	PT	VE
 <p>Low pressure laminate (<b>LP</b>)</p>		<b>D x W x H</b>							
	SKBD4036	2 x 36 x 40	125	68.96	9.17	<b>\$789</b>	n/a	<b>\$852</b>	<b>\$882</b>
	SKBD4042	2 x 42 x 40	125	80.42	10.69	<b>\$981</b>	n/a	<b>\$1055</b>	<b>\$1089</b>
	SKBD4048	2 x 48 x 40	125	91.86	12.22	<b>\$1077</b>	n/a	<b>\$1161</b>	<b>\$1201</b>
	SKBD4054	2 x 54 x 40	125	103.33	13.75	<b>\$1289</b>	n/a	<b>\$1384</b>	<b>\$1428</b>
	SKBD4060	2 x 60 x 40	125	114.79	15.28	<b>\$1385</b>	n/a	<b>\$1490</b>	<b>\$1540</b>
	SKBD4066	2 x 66 x 40	125	126.26	16.81	<b>\$1621</b>	n/a	<b>\$1736</b>	<b>\$1791</b>
	SKBD4072	2 x 72 x 40	125	137.72	18.33	<b>\$1717</b>	n/a	<b>\$1843</b>	<b>\$1902</b>
	SKBD4078	2 x 78 x 40	125	149.15	19.86	<b>\$1806</b>	n/a	<b>\$1942</b>	<b>\$2007</b>
	SKBD4084	2 x 84 x 40	125	160.62	21.39	<b>\$2056</b>	n/a	<b>\$2203</b>	<b>\$2272</b>
 <p>PET felt (<b>PT</b>)*</p>	SKBD4636	2 x 36 x 46	125	75.63	10.54	<b>\$835</b>	n/a	<b>\$930</b>	<b>\$974</b>
	SKBD4642	2 x 42 x 46	125	88.2	12.3	<b>\$1034</b>	n/a	<b>\$1144</b>	<b>\$1196</b>
	SKBD4648	2 x 48 x 46	125	100.75	14.06	<b>\$1137</b>	n/a	<b>\$1263</b>	<b>\$1322</b>
	SKBD4654	2 x 54 x 46	125	113.32	15.81	<b>\$1357</b>	n/a	<b>\$1499</b>	<b>\$1566</b>
	SKBD4660	2 x 60 x 46	125	125.9	17.57	<b>\$1461</b>	n/a	<b>\$1618</b>	<b>\$1693</b>
	SKBD4666	2 x 66 x 46	125	138.47	19.33	<b>\$1703</b>	n/a	<b>\$1876</b>	<b>\$1958</b>
	SKBD4672	2 x 72 x 46	125	151.05	21.08	<b>\$1807</b>	n/a	<b>\$1996</b>	<b>\$2085</b>
	SKBD4678	2 x 78 x 46	125	163.6	22.84	<b>\$1903</b>	n/a	<b>\$2107</b>	<b>\$2204</b>
	SKBD4684	2 x 84 x 46	125	176.17	24.6	<b>\$2161</b>	n/a	<b>\$2381</b>	<b>\$2485</b>
 <p>PET felt, equal pattern (<b>VE-E</b>)*</p>	SKBD5236	2 x 36 x 52	125	82.3	11.92	<b>\$881</b>	n/a	<b>\$1007</b>	<b>\$1066</b>
	SKBD5242	2 x 42 x 52	125	95.99	13.9	<b>\$1087</b>	n/a	<b>\$1234</b>	<b>\$1303</b>
	SKBD5248	2 x 48 x 52	125	109.65	15.89	<b>\$1198</b>	n/a	<b>\$1366</b>	<b>\$1445</b>
	SKBD5254	2 x 54 x 52	125	123.33	17.88	<b>\$1425</b>	n/a	<b>\$1614</b>	<b>\$1703</b>
	SKBD5260	2 x 60 x 52	125	137.01	19.86	<b>\$1536</b>	n/a	<b>\$1746</b>	<b>\$1845</b>
	SKBD5266	2 x 66 x 52	125	150.7	21.85	<b>\$1786</b>	n/a	<b>\$2016</b>	<b>\$2126</b>
	SKBD5272	2 x 72 x 52	125	164.38	23.83	<b>\$1897</b>	n/a	<b>\$2148</b>	<b>\$2267</b>
	SKBD5278	2 x 78 x 52	125	178.03	25.82	<b>\$2001</b>	n/a	<b>\$2273</b>	<b>\$2402</b>
	SKBD5284	2 x 84 x 52	125	191.72	27.81	<b>\$2265</b>	n/a	<b>\$2558</b>	<b>\$2697</b>
 <p>PET felt, varied pattern (<b>VE-V</b>)*</p>	SKBD5836	2 x 36 x 58	125	88.98	13.29	<b>\$927</b>	n/a	<b>\$1084</b>	<b>\$1159</b>
	SKBD5842	2 x 42 x 58	125	103.76	15.51	<b>\$1140</b>	n/a	<b>\$1323</b>	<b>\$1410</b>
	SKBD5848	2 x 48 x 58	125	118.54	17.72	<b>\$1258</b>	n/a	<b>\$1468</b>	<b>\$1567</b>
	SKBD5854	2 x 54 x 58	125	133.34	19.94	<b>\$1493</b>	n/a	<b>\$1729</b>	<b>\$1840</b>
	SKBD5860	2 x 60 x 58	125	148.13	22.15	<b>\$1611</b>	n/a	<b>\$1873</b>	<b>\$1997</b>
	SKBD5866	2 x 66 x 58	125	162.93	24.37	<b>\$1869</b>	n/a	<b>\$2157</b>	<b>\$2293</b>
	SKBD5872	2 x 72 x 58	125	177.73	26.58	<b>\$1987</b>	n/a	<b>\$2301</b>	<b>\$2450</b>
	SKBD5878	2 x 78 x 58	125	192.48	28.8	<b>\$2098</b>	n/a	<b>\$2438</b>	<b>\$2599</b>
	SKBD5884	2 x 84 x 58	125	207.28	31.01	<b>\$2370</b>	n/a	<b>\$2736</b>	<b>\$2910</b>

### Backboard with Double Shelves

#### Required specifications

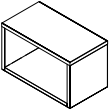
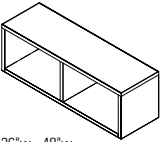
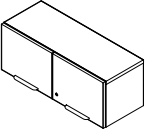
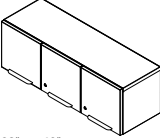
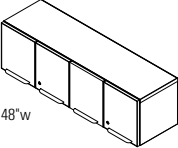
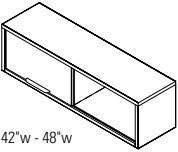
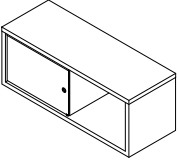
PET felt finish  
Laminate finish  
Edge finish\*



BACKBOARDS - BELOW OVERHEAD STORAGE	MODEL#	DIMENSIONS	FREIGHT CLASS	WT/LBS.	CUBIC FT.	LP	DE	PT	VE
 Low pressure laminate (LP) Dry erase whiteboard (DE)		D x W x H							
	SKBOS4036	2 x 36 x 26	65	44.61	1.67	\$289	\$542	\$605	\$705
	SKBOS4042	2 x 42 x 26	65	52.02	1.94	\$349	\$644	\$717	\$833
	SKBOS4048	2 x 48 x 26	65	59.43	2.22	\$382	\$718	\$803	\$935
	SKBOS4054	2 x 54 x 26	65	66.88	2.5	\$470	\$848	\$943	\$1091
	SKBOS4060	2 x 60 x 26	65	74.29	2.78	\$504	\$924	\$1029	\$1194
	SKBOS4066	2 x 66 x 26	65	81.71	3.06	\$538	\$999	\$1115	\$1296
	SKBOS4072	2 x 72 x 26	65	89.12	3.33	\$571	\$1074	\$1200	\$1398
 PET felt (PT)*	SKBOS4636	2 x 36 x 32	65	51.28	1.92	\$335	\$610	\$683	\$797
	SKBOS4642	2 x 42 x 32	65	59.8	2.24	\$402	\$722	\$807	\$940
	SKBOS4648	2 x 48 x 32	65	68.33	2.56	\$443	\$809	\$905	\$1057
	SKBOS4654	2 x 54 x 32	65	76.87	2.88	\$538	\$949	\$1058	\$1229
	SKBOS4660	2 x 60 x 32	65	85.41	3.19	\$579	\$1035	\$1156	\$1346
	SKBOS4666	2 x 66 x 32	65	93.92	3.51	\$620	\$1122	\$1254	\$1463
	SKBOS4672	2 x 72 x 32	65	102.45	3.83	\$661	\$1208	\$1353	\$1581
 PET felt, equal pattern (VE-E)*	SKBOS5236	2 x 36 x 38	65	57.96	2.17	\$381	\$678	\$760	\$889
	SKBOS5242	2 x 42 x 38	65	67.59	2.53	\$455	\$801	\$897	\$1047
	SKBOS5248	2 x 48 x 38	65	77.22	2.89	\$504	\$899	\$1008	\$1180
	SKBOS5254	2 x 54 x 38	65	86.89	3.25	\$606	\$1050	\$1173	\$1366
	SKBOS5260	2 x 60 x 38	65	96.52	3.61	\$655	\$1148	\$1284	\$1499
	SKBOS5266	2 x 66 x 38	65	106.15	3.97	\$703	\$1245	\$1395	\$1631
	SKBOS5272	2 x 72 x 38	65	115.78	4.33	\$752	\$1343	\$1506	\$1764
 PET felt, varied pattern (VE-V)*	SKBOS5836	2 x 36 x 44	65	64.63	2.42	\$427	\$746	\$837	\$981
	SKBOS5842	2 x 42 x 44	65	75.36	2.82	\$508	\$880	\$986	\$1154
	SKBOS5848	2 x 48 x 44	65	86.11	3.22	\$564	\$988	\$1110	\$1302
	SKBOS5854	2 x 54 x 44	65	96.9	3.63	\$674	\$1151	\$1288	\$1503
	SKBOS5860	2 x 60 x 44	65	107.63	4.03	\$730	\$1259	\$1411	\$1651
	SKBOS5866	2 x 66 x 44	65	118.38	4.43	\$786	\$1368	\$1535	\$1799
	SKBOS5872	2 x 72 x 44	65	129.13	4.83	\$842	\$1477	\$1659	\$1946
Backboard for use below overhead storage									

Required specifications

- PET felt finish
- Laminate finish
- Edge finish\*

OVERHEAD STORAGE	MODEL#	DIMENSIONS	FREIGHT CLASS	WT/LBS.	CUBIC FT.	LIST PRICE
 24"w - 33"w   36"w - 48"w  <b>Open Cubby Overhead</b>		<b>D x W x H</b>				
	SKS001424	14 x 24 x 14	85	35.19	2.57	<b>\$415</b>
	SKS001430	14 x 30 x 14	85	41.78	3.22	<b>\$488</b>
	SKS001433	14 x 33 x 14	85	45.03	3.54	<b>\$520</b>
	SKS001436	14 x 36 x 14	85	52.68	3.86	<b>\$604</b>
	SKS001439	14 x 39 x 14	85	55.97	4.18	<b>\$639</b>
	SKS001442	14 x 42 x 14	85	59.29	4.5	<b>\$694</b>
	SKS001448	14 x 48 x 14	85	65.85	5.15	<b>\$756</b>
 24"w - 36"w   39"w - 42"w   48"w  <b>Hinged Door Overhead*</b>						
	SKSOH1424	14 x 24 x 14	70	46.84	2.57	<b>\$847</b>
	SKSOH1430	14 x 30 x 14	70	55.77	3.22	<b>\$944</b>
	SKSOH1433	14 x 33 x 14	70	60.21	3.54	<b>\$988</b>
	SKSOH1436	14 x 36 x 14	70	64.66	3.86	<b>\$1046</b>
	SKSOH1439	14 x 39 x 14	70	69.11	4.18	<b>\$1323</b>
	SKSOH1442	14 x 42 x 14	70	79.61	4.5	<b>\$1439</b>
	SKSOH1448	14 x 48 x 14	70	93.53	5.15	<b>\$1658</b>
 42"w - 48"w  <b>Laminate Sliding Door Overhead*</b>						
	SKSOL1433	14 x 33 x 14	70	54.67	3.54	<b>\$854</b>
	SKSOL1436	14 x 36 x 14	70	58.43	3.86	<b>\$906</b>
	SKSOL1439	14 x 39 x 14	85	62.22	4.18	<b>\$946</b>
	SKSOL1442	14 x 42 x 14	85	66.05	4.5	<b>\$1006</b>
	SKSOL1448	14 x 48 x 14	85	73.6	5.15	<b>\$1080</b>
   <b>Glass Sliding Door Overhead</b>						
	SKSOG1433	14 x 33 x 14	85	49.16	3.54	<b>\$1723</b>
	SKSOG1436	14 x 36 x 14	85	52.42	3.86	<b>\$1806</b>
	SKSOG1439	14 x 39 x 14	85	55.7	4.18	<b>\$1876</b>
	SKSOG1442	14 x 42 x 14	85	59.02	4.5	<b>\$1966</b>
	SKSOG1448	14 x 48 x 14	85	65.58	5.15	<b>\$2097</b>

Wall mounted open cubby overhead. Must be installed flush with the top of high storage so that back board aligns. 24" to 33" wide units are a single open cubby. 36" to 48" wide units are a double open cubby with a center divider. Overheads include rails for mounting (hardware to affix to wall is not included). Specify laminate finish and edge finish for chassis. Specify paint finish for handles.

Wall mounted hinged door overhead. Must be installed flush with the top of high storage so that back board aligns. 24" to 36" wide units have two doors, 39" to 42" wide units have three doors, and 48" wide units have four doors. Overheads include rails for mounting (hardware to affix to wall is not included). Specify laminate finishes and edge finishes for chassis and doors. Specify paint finish for handles.

Wall mounted sliding door overhead. Must be installed flush with the top of high storage so that back board aligns. Sliding door is inset. One laminate non-locking door only. Overheads include rails for mounting (hardware to affix to wall is not included). Specify laminate finishes and edge finishes for chassis and door. Specify paint finish for handle.

Wall mounted sliding door overhead. Must be installed flush with the top of high storage so that back board aligns. Sliding door is inset. One frosted glass non-locking door only. Includes a finger pull. Overheads include rails for mounting (hardware to affix to wall is not included). Specify laminate finish and edge finish for chassis.

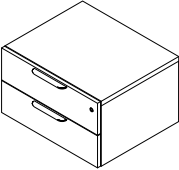
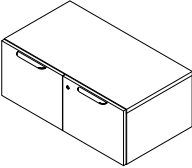
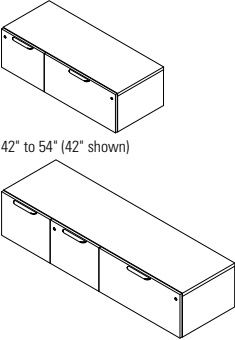
**Required specifications**  
 Laminate chassis finish  
 Laminate front/door finish  
 Paint finish\* (handles)



<

## Required specifications

Laminate chassis finish  
Laminate door/drawer finish  
Paint finish\*  
Legs/Undercarriage

LOW STORAGE	MODEL#	DIMENSIONS	FREIGHT CLASS	WT/LBS.	CUBIC FT.	LIST PRICE
<div>  <p>Box/Box Drawers</p> </div>	D x W x H					
	SKSLBB2024	20 x 24 x 14	70	59.49	3.76	<b>\$1838</b>
	SKSLBB2030	20 x 30 x 14	70	71.06	4.7	<b>\$1975</b>
	SKSLBB2036	20 x 36 x 14	85	81.97	5.64	<b>\$2093</b>
<div>  <p>Hinged Doors</p> </div>	<p>Two box drawer low storage unit. Can be used as a standalone unit or with another low or high storage unit. Specify laminate finishes and edge finishes for chassis and drawer. Specify paint finish for handle.</p> <ul style="list-style-type: none"> <li>• Legs or an undercarriage required on all storage and must be specified separately:               <ul style="list-style-type: none"> <li>- Specify SKSLL for 24" and 30" wide low storage units.</li> <li>- Specify SKSLU undercarriage for units 36" and wider.</li> </ul> </li> </ul>					
	SKSLHD2024	20 x 24 x 14	70	70.02	3.76	<b>\$1071</b>
	SKSLHD2030	20 x 30 x 14	70	83.89	4.7	<b>\$1196</b>
	SKSLHD2036	20 x 36 x 14	70	97.66	5.64	<b>\$1323</b>
<div>  <p>42" to 54" (42" shown)</p> <p>60" to 72" (60" shown)</p> <p>Hinged Door/Lateral File</p> </div>	<p>Hinged door low storage unit. Can be used as a standalone unit or with another low or high storage unit. Specify laminate finishes and edge finishes for chassis and drawer. Specify paint finish for handle.</p> <ul style="list-style-type: none"> <li>• Legs or an undercarriage required on all storage and must be specified separately:               <ul style="list-style-type: none"> <li>- Specify SKSLL for 24" and 30" wide low storage units.</li> <li>- Specify SKSLU undercarriage for units 36" and wider.</li> </ul> </li> </ul>					
	SKSLCHLR2042	20 x 42 x 14	70	99.84	6.58	<b>\$1993</b>
	SKSLCHLR2048	20 x 48 x 14	85	110.79	7.52	<b>\$2097</b>
	SKSLCHLR2054	20 x 54 x 14	85	121.71	8.46	<b>\$2227</b>
	SKSLCHLR2060	20 x 60 x 14	70	152.95	9.4	<b>\$2608</b>
	SKSLCHLR2066	20 x 66 x 14	70	166.73	10.34	<b>\$2734</b>
	SKSLCHLR2072	20 x 72 x 14	70	177.69	11.29	<b>\$2865</b>
	<p>Hinged door on the left and lateral file on the right low storage unit. Can be used as a standalone unit or with another low or high storage unit. Specify laminate finishes and edge finishes for chassis and doors/drawers. Specify paint finish for handle. Interior felt leg cover in Graphite (<b>GPH</b>) only.</p> <ul style="list-style-type: none"> <li>• 2042, 2048, 2060 and 2066 units have a 30" lateral file, hinged door/door width is variable.</li> <li>• 2054 and 2072 units have a 36" lateral file, hinged door/door width is variable.</li> <li>• Undercarriage required on all storage and must be specified separately. Specify SKSLU undercarriage.</li> </ul>					

Required specifications

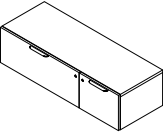
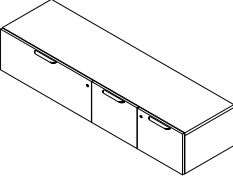
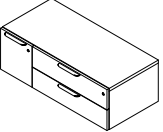
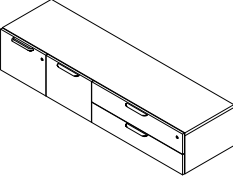
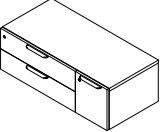
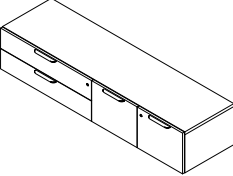
Laminate chassis finish

Laminate door/drawer finish

Paint finish

Legs/Undercarriage



LOW STORAGE	MODEL#	DIMENSIONS	FREIGHT CLASS	WT./LBS.	CUBIC FT.	LIST PRICE
 42" to 54" (42" shown)   60" to 72" (60" shown) <b>Lateral File/Hinged Door</b>		D x W x H				
	SKSLCHLL2042	20 x 42 x 14	70	99.84	6.58	<b>\$1993</b>
	SKSLCHLL2048	20 x 48 x 14	85	110.79	7.52	<b>\$2097</b>
	SKSLCHLL2054	20 x 54 x 14	85	121.71	8.46	<b>\$2227</b>
	SKSLCHLL2060	20 x 60 x 14	70	152.95	9.4	<b>\$2608</b>
	SKSLCHLL2066	20 x 66 x 14	70	166.73	10.34	<b>\$2734</b>
	SKSLCHLL2072	20 x 72 x 14	70	177.69	11.29	<b>\$2865</b>
 42" to 54" (42" shown)   60" to 72" (60" shown) <b>Hinged Door/Box/Box File</b>						
	SKSLCHDR2042	20 x 42 x 14	85	86.99	6.58	<b>\$2132</b>
	SKSLCHDR2048	20 x 48 x 14	85	97.93	7.52	<b>\$2236</b>
	SKSLCHDR2054	20 x 54 x 14	85	106.51	8.46	<b>\$2324</b>
	SKSLCHDR2060	20 x 60 x 14	85	140.1	9.4	<b>\$2747</b>
	SKSLCHDR2066	20 x 66 x 14	85	153.88	10.34	<b>\$2873</b>
	SKSLCHDR2072	20 x 72 x 14	85	162.49	11.29	<b>\$2961</b>
 42" to 54" (42" shown)   60" to 72" (60" shown) <b>Box/Box File/Hinged Door</b>						
	SKSLCHDL2042	20 x 42 x 14	85	86.99	6.58	<b>\$2132</b>
	SKSLCHDL2048	20 x 48 x 14	85	97.93	7.52	<b>\$2236</b>
	SKSLCHDL2054	20 x 54 x 14	85	106.51	8.46	<b>\$2324</b>
	SKSLCHDL2060	20 x 60 x 14	85	140.1	9.4	<b>\$2747</b>
	SKSLCHDL2066	20 x 66 x 14	85	153.88	10.34	<b>\$2873</b>
	SKSLCHDL2072	20 x 72 x 14	85	162.49	11.29	<b>\$2961</b>
<p>Hinged door on the right and lateral file on the left low storage unit. Can be used as a standalone unit or with another low or high storage unit. Specify laminate finishes and edge finishes for chassis and doors/drawers. Specify paint finish for handle. Interior felt leg cover in Graphite <b>(GPH)</b> only.</p> <ul style="list-style-type: none"><li>• 2042, 2048, 2060 and 2066 units have a 30" lateral file, hinged door/door width is variable.</li><li>• 2054 and 2072 units have a 36" lateral file, hinged door/door width is variable.</li><li>• Undercarriage required on all storage and must be specified separately. Specify SKSLU undercarriage.</li></ul>						
<p>Hinged door on the left and two box drawers on the right low storage unit. Can be used as a standalone unit or with another low or high storage unit. Specify laminate finishes and edge finishes for chassis and doors/drawers. Specify paint finish for handle. Interior felt leg cover in Graphite <b>(GPH)</b> only.</p> <ul style="list-style-type: none"><li>• 2042, 2048, 2060 and 2066 units have 30" box drawers, hinged door/door width is variable.</li><li>• 2054 and 2072 units have a 36" box drawers, hinged door/door width is variable.</li><li>• Undercarriage required on all storage and must be specified separately. Specify SKSLU undercarriage.</li></ul>						
<p>Hinged door on the right and two box drawers on the left low storage unit. Can be used as a standalone unit or with another low or high storage unit. Specify laminate finishes and edge finishes for chassis and doors/drawers. Specify paint finish for handle. Interior felt leg cover in Graphite <b>(GPH)</b> only.</p> <ul style="list-style-type: none"><li>• 2042, 2048, 2060 and 2066 units have 30" box drawers, hinged door/door width is variable.</li><li>• 2054 and 2072 units have a 36" box drawers, hinged door/door width is variable.</li><li>• Undercarriage required on all storage and must be specified separately. Specify SKSLU undercarriage.</li></ul>						

Required specifications

- Laminate chassis finish
- Laminate door/drawer finish
- Paint finish
- Undercarriage

LOW STORAGE

MODEL#

DIMENSIONS

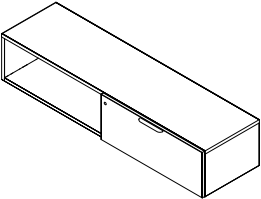
FREIGHT CLASS

WT/LBS.

CUBIC FT.

LIST PRICE

D x W x H

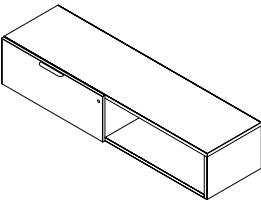


Open Cubby/Lateral File

SKSLCOLR2042	20 x 42 x 14	85	93.6	6.58	<b>\$1725</b>
SKSLCOLR2048	20 x 48 x 14	85	102.18	7.52	<b>\$1805</b>
SKSLCOLR2054	20 x 54 x 14	85	113.11	8.46	<b>\$1935</b>
SKSLCOLR2060	20 x 60 x 14	85	133.32	9.4	<b>\$2076</b>
SKSLCOLR2072	20 x 72 x 14	85	155.73	11.29	<b>\$2309</b>

Open cubby on the left and lateral file on the right low storage unit. Can be used as a standalone unit or with another low or high storage unit. Specify laminate finishes and edge finishes for chassis and drawer. Specify paint finish for handle. Interior felt leg cover in Graphite (**GPH**) only. An adjustable shelf is included for open cubby units 24" and wider.

- 2042, 2048, 2060 and 2066 units have a 30" lateral file, open cubby width is variable.
- 2054 and 2072 units have a 36" lateral file, open cubby width is variable
- Undercarriage required on all storage and must be specified separately. Specify SKSLU undercarriage.

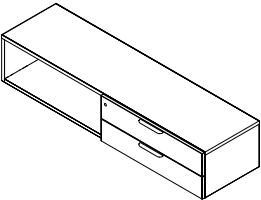


Lateral File/Open Cubby

SKSLCOLL2042	20 x 42 x 14	85	93.6	6.58	<b>\$1725</b>
SKSLCOLL2048	20 x 48 x 14	85	102.18	7.52	<b>\$1805</b>
SKSLCOLL2054	20 x 54 x 14	85	113.11	8.46	<b>\$1935</b>
SKSLCOLL2060	20 x 60 x 14	85	133.32	9.4	<b>\$2076</b>
SKSLCOLL2072	20 x 72 x 14	85	155.73	11.29	<b>\$2309</b>

Open cubby on the right and lateral file on the left low storage unit. Can be used as a standalone unit or with another low or high storage unit. Specify laminate finishes and edge finishes for chassis and drawer. Specify paint finish for handle. Interior felt leg cover in Graphite (**GPH**) only. An adjustable shelf is included for open cubby units 24" and wider.

- 2042, 2048, 2060 and 2066 units have a 30" lateral file, open cubby width is variable.
- 2054 and 2072 units have a 36" lateral file, open cubby width is variable
- Undercarriage required on all storage and must be specified separately. Specify SKSLU undercarriage.

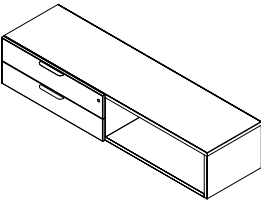


Open Cubby/Lateral File

SKSLCODR2042	20 x 42 x 14	85	80.75	6.58	<b>\$1865</b>
SKSLCODR2048	20 x 48 x 14	92.5	89.33	7.52	<b>\$1944</b>
SKSLCODR2054	20 x 54 x 14	92.5	97.91	8.46	<b>\$2032</b>
SKSLCODR2060	20 x 60 x 14	85	120.46	9.4	<b>\$2215</b>
SKSLCODR2072	20 x 72 x 14	85	140.53	11.29	<b>\$2406</b>

Open cubby on the left and lateral file on the right low storage unit. Can be used as a standalone unit or with another low or high storage unit. Specify laminate finishes and edge finishes for chassis and drawer. Specify paint finish for handle. Interior felt leg cover in Graphite (**GPH**) only. An adjustable shelf is included for open cubby units 24" and wider.

- 2042, 2048, 2060 and 2066 units have 30" box drawers, open cubby width is variable.
- 2054 and 2072 units have 36" box drawers, open cubby width is variable
- Undercarriage required on all storage and must be specified separately. Specify SKSLU undercarriage.



Lateral File/Open Cubby

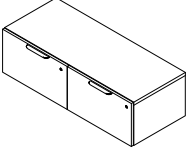
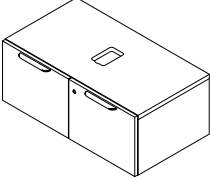
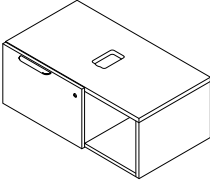
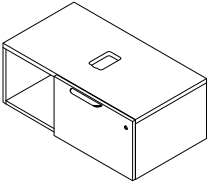
SKSLCDDL2042	20 x 42 x 14	85	80.75	6.58	<b>\$1865</b>
SKSLCDDL2048	20 x 48 x 14	92.5	89.33	7.52	<b>\$1944</b>
SKSLCDDL2054	20 x 54 x 14	92.5	97.91	8.46	<b>\$2032</b>
SKSLCDDL2060	20 x 60 x 14	85	120.46	9.4	<b>\$2215</b>
SKSLCDDL2072	20 x 72 x 14	85	140.53	11.29	<b>\$2406</b>

Open cubby on the left and lateral file on the right low storage unit. Can be used as a standalone unit or with another low or high storage unit. Specify laminate finishes and edge finishes for chassis and drawer. Specify paint finish for handle. Interior felt leg cover in Graphite (**GPH**) only. An adjustable shelf is included for open cubby units 24" and wider.

- 2042, 2048, 2060 and 2066 units have 30" box drawers, open cubby width is variable.
- 2054 and 2072 units have 36" box drawers, open cubby width is variable
- Undercarriage required on all storage and must be specified separately. Specify SKSLU undercarriage.

Required specifications

- Laminate chassis finish
- Laminate door/drawer finish
- Paint finish
- Undercarriage

LOW STORAGE	MODEL#	DIMENSIONS	FREIGHT CLASS	WT./LBS.	CUBIC FT.	LIST PRICE
 <p><b>File/File Drawers</b></p>	D x W x H					
	SKSLCFF2048	20 x 48 x 14	70	115.86	7.52	<b>\$2562</b>
	SKSLCFF2060	20 x 60 x 14	85	137.82	9.4	<b>\$2845</b>
	SKSLCFF2072	20 x 72 x 14	85	159.67	11.29	<b>\$3105</b>
<p>File/file low storage unit. Can be used as a standalone unit or with another low or high storage unit. Specify laminate finishes and edge finishes for chassis and drawer. Specify paint finish for handle. Interior felt leg cover in Graphite (<b>GPH</b>) only. File drawers are of equal width.</p> <ul style="list-style-type: none"> <li>Undercarriage required on all storage and must be specified separately. Specify SKSLU undercarriage.</li> </ul>						
 <p><b>Hinged Doors w/Leg Grommet</b></p>	SKSLHDG2024	20 x 24 x 14	70	62.11	3.76	<b>\$1090</b>
	SKSLHDG2030	20 x 30 x 14	70	73.11	4.7	<b>\$1193</b>
	SKSLHDG2036	20 x 36 x 14	85	83.99	5.64	<b>\$1296</b>
<p>Hinged door low storage unit with grommet for leg application. Can be used as a standalone unit or with another low or high storage unit. For use with 2 legged fixed or height adjustable column kits. Specify laminate finishes and edge finishes for chassis and drawer. Specify paint finish for handles. Interior felt leg cover in Graphite (<b>GPH</b>) only.</p> <ul style="list-style-type: none"> <li>Legs or an undercarriage required on all storage and must be specified separately: <ul style="list-style-type: none"> <li>Specify SKSLL for 24" and 30" wide low storage units.</li> <li>Specify SKSLU undercarriage for units 36" and wider.</li> </ul> </li> </ul>						
 <p><b>Hinged Door w/Leg Grommet/Open Cubby</b></p>	SKSLCHOR2030	20 x 30 x 14	70	72.13	4.7	<b>\$1007</b>
	SKSLCHOR2036	20 x 36 x 14	85	80.66	5.64	<b>\$1085</b>
	SKSLCHOR2042	20 x 42 x 14	70	100.32	6.58	<b>\$1256</b>
	SKSLCHOR2048	20 x 48 x 14	85	111.78	7.52	<b>\$1357</b>
	SKSLCHOR2054	20 x 54 x 14	85	123.26	8.46	<b>\$1460</b>
<p>Hinged door with leg grommet on the left and open cubby on the right low storage unit. Can be used as a standalone unit or with another low or high storage unit. For use with 2 legged fixed or height adjustable column kits. Specify laminate finishes and edge finishes for chassis and drawer. Specify paint finish for handles. Interior felt leg cover in Graphite (<b>GPH</b>) only. An adjustable shelf is included for open cubby units 24" and wider.</p> <ul style="list-style-type: none"> <li>Legs or an undercarriage required on all storage and must be specified separately: <ul style="list-style-type: none"> <li>Specify SKSLL for 24" and 30" wide low storage units.</li> <li>Specify SKSLU undercarriage for units 36" and wider.</li> </ul> </li> </ul>						
 <p><b>Open Cubby/Hinged Door w/Leg Grommet</b></p>	SKSLCHOL2030	20 x 30 x 14	70	72.13	4.7	<b>\$1007</b>
	SKSLCHOL2036	20 x 36 x 14	70	72.13	4.7	<b>\$1085</b>
	SKSLCHOL2042	20 x 42 x 14	70	100.32	6.58	<b>\$1256</b>
	SKSLCHOL2048	20 x 48 x 14	85	111.78	7.52	<b>\$1357</b>
	SKSLCHOL2054	20 x 54 x 14	85	123.26	8.46	<b>\$1460</b>
<p>Hinged door with leg grommet on the right and open cubby on the left low storage unit. Can be used as a standalone unit or with another low or high storage unit. For use with 2 legged fixed or height adjustable column kits. Specify laminate finishes and edge finishes for chassis and drawer. Specify paint finish for handles. Interior felt leg cover in Graphite (<b>GPH</b>) only. An adjustable shelf is included for open cubby units 24" and wider.</p> <ul style="list-style-type: none"> <li>Legs or an undercarriage required on all storage and must be specified separately: <ul style="list-style-type: none"> <li>Specify SKSLL for 24" and 30" wide low storage units.</li> <li>Specify SKSLU undercarriage for units 36" and wider.</li> </ul> </li> </ul>						

**Required specifications**

Laminate chassis finish  
Laminate door/drawer finish  
Paint finish  
Legs/Undercarriage

LOW STORAGE

MODEL#

DIMENSIONS

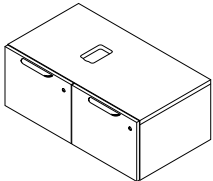
FREIGHT CLASS

WT/LBS.

CUBIC FT.

LIST PRICE

D x W x H

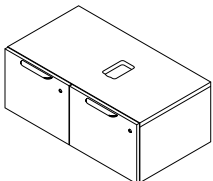


Hinged Door w/Leg Grommet/File Drawer

SKSLCHFR2036	20 x 36 x 14	70	90.42	5.64	<b>\$1664</b>
SKSLCHFR2042	20 x 42 x 14	70	101.58	6.58	<b>\$2022</b>
SKSLCHFR2048	20 x 48 x 14	85	112.53	7.52	<b>\$2163</b>
SKSLCHFR2054	20 x 54 x 14	85	123.45	8.46	<b>\$2293</b>

Hinged door with leg grommet on the left and file drawer on the right low storage unit. Can be used as a standalone unit or with another low or high storage unit. For use with 2 legged fixed or height adjustable column kits. Specify laminate finishes and edge finishes for chassis and doors. Specify paint finish for handles. Interior felt leg cover in Graphite (**GPH**) only. Hinged door side is 18" wide, file drawer width is variable.

- Undercarriage required on all storage and must be specified separately. Specify SKSLU undercarriage.

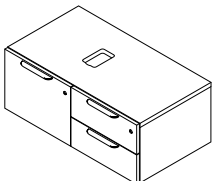


File Drawer/Hinged Door w/Leg Grommet

SKSLCHFL2036	20 x 36 x 14	70	90.42	5.64	<b>\$1664</b>
SKSLCHFL2042	20 x 42 x 14	70	101.58	6.58	<b>\$2022</b>
SKSLCHFL2048	20 x 48 x 14	85	112.53	7.52	<b>\$2163</b>
SKSLCHFL2054	20 x 54 x 14	85	123.45	8.46	<b>\$2293</b>

Hinged door with leg grommet on the right and file drawer on the left low storage unit. Can be used as a standalone unit or with another low or high storage unit. For use with 2 legged fixed or height adjustable column kits. Specify laminate finishes and edge finishes for chassis and doors. Specify paint finish for handles. Interior felt leg cover in Graphite (**GPH**) only. Hinged door side is 18" wide, file drawer width is variable.

- Undercarriage required on all storage and must be specified separately. Specify SKSLU undercarriage.

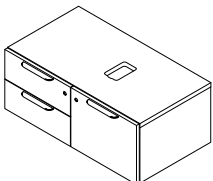


Hinged Door w/Leg Grommet/Box Drawers

SKSLCHBR2036	20 x 36 x 14	70	90.73	5.64	<b>\$1877</b>
SKSLCHBR2042	20 x 42 x 14	70	102.03	6.58	<b>\$2484</b>
SKSLCHBR2048	20 x 48 x 14	70	112.98	6.58	<b>\$2620</b>
SKSLCHBR2054	20 x 54 x 14	85	123.93	8.46	<b>\$2739</b>

Hinged door with leg grommet on the left and two box drawers on the right low storage unit. Can be used as a standalone unit or with another low or high storage unit. For use with 2 legged fixed or height adjustable column kits. Specify laminate finishes and edge finishes for chassis and doors. Specify paint finish for handles. Interior felt leg cover in Graphite (**GPH**) only. Hinged door side is 18" wide, box drawer width is variable.

- Undercarriage required on all storage and must be specified separately. Specify SKSLU undercarriage.



Box Drawers/Hinged Door w/Leg Grommet

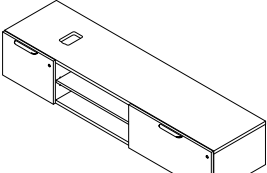
SKSLCHBL2036	20 x 36 x 14	70	90.73	5.64	<b>\$1877</b>
SKSLCHBL2042	20 x 42 x 14	70	102.03	6.58	<b>\$2484</b>
SKSLCHBL2048	20 x 48 x 14	70	112.98	6.58	<b>\$2620</b>
SKSLCHBL2054	20 x 54 x 14	85	123.93	8.46	<b>\$2739</b>

Hinged door with leg grommet on the right and two box drawers on the left low storage unit. Can be used as a standalone unit or with another low or high storage unit. For use with 2 legged fixed or height adjustable column kits. Specify laminate finishes and edge finishes for chassis and doors. Specify paint finish for handles. Interior felt leg cover in Graphite (**GPH**) only. Hinged door side is 18" wide, box drawer width is variable.

- Undercarriage required on all storage and must be specified separately. Specify SKSLU undercarriage.

Required specifications

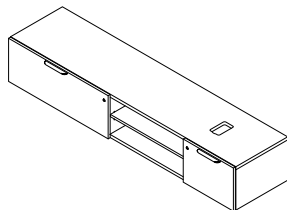
Laminate chassis finish  
Laminate door/drawer finish  
Paint finish  
Undercarriage

LOW STORAGE	MODEL#	DIMENSIONS	FREIGHT CLASS	WT/LBS.	CUBIC FT.	LIST PRICE
D x W x H						
	SKSLCHOFR2042	20 x 42 x 14	70	109.68	6.58	<b>\$1820</b>
	SKSLCHOFR2048	20 x 48 x 14	70	118.26	7.52	<b>\$1899</b>
	SKSLCHOFR2054	20 x 54 x 14	70	130.55	8.46	<b>\$2280</b>
	SKSLCHOFR2060	20 x 60 x 14	85	139.19	9.4	<b>\$2360</b>
	SKSLCHOFR2066	20 x 66 x 14	85	150.11	10.34	<b>\$2501</b>
	SKSLCHOFR2072	20 x 72 x 14	85	161.07	11.29	<b>\$2631</b>
	SKSLCHOEFR2072	20 x 72 x 14	85	169.07	11.29	<b>\$2665</b>
	SKSLCHOFR2078	20 x 78 x 14	85	180.73	12.23	<b>\$2769</b>
	SKSLCHOEFR2078	20 x 78 x 14	85	181.11	12.23	<b>\$2728</b>
	SKSLCHOFR2084	20 x 84 x 14	85	191.64	13.17	<b>\$2899</b>
	SKSLCHOEFR2084	20 x 84 x 14	85	192.04	13.17	<b>\$2869</b>

**Hinged Door w/Leg Grommet/  
Open Cubby/File Drawer**

Hinged door with leg grommet on the left, open cubby at the center and file drawer on the right low storage unit. Can be used as a standalone unit or with another low or high storage unit. For use with 2 legged fixed or height adjustable column kits. Specify laminate finishes and edge finishes for chassis and drawer/door. Specify paint finish for handle. Interior felt leg cover in Graphite (**GPH**) only. Hinged door is 19" wide for all sizes. An adjustable shelf is included for open cubby units 24" and wider.

- 2042 and 2048 units have a 15" file drawer, open cubby width is variable.
- 2054, 2060 and E2078 units have a 24" file drawer, open cubby width is variable.
- 2066, E2072, 2078 and E2084 units have a 30" file drawer, open cubby width is variable.
- 2072 and 2084 units have a 36" file drawer, open cubby width is variable.
- Undercarriage required on all storage and must be specified separately. Specify SKSLU undercarriage.



**File Drawer/Open Cubby/  
Hinged Door w/Leg Grommet**

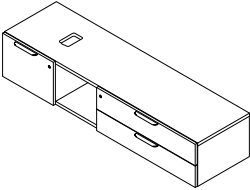
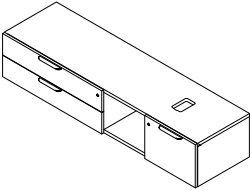
SKSLCHOFL2042	20 x 42 x 14	70	109.68	6.58	<b>\$1820</b>
SKSLCHOFL2048	20 x 48 x 14	70	118.26	7.52	<b>\$1899</b>
SKSLCHOFL2054	20 x 54 x 14	70	130.55	8.46	<b>\$2280</b>
SKSLCHOFL2060	20 x 60 x 14	85	139.19	9.4	<b>\$2360</b>
SKSLCHOFL2066	20 x 66 x 14	85	150.11	10.34	<b>\$2501</b>
SKSLCHOFL2072	20 x 72 x 14	85	161.07	11.29	<b>\$2631</b>
SKSLCHOEFL2072	20 x 72 x 14	85	169.07	11.29	<b>\$2665</b>
SKSLCHOFL2078	20 x 78 x 14	85	180.73	12.23	<b>\$2769</b>
SKSLCHOEFL2078	20 x 78 x 14	85	181.11	12.23	<b>\$2728</b>
SKSLCHOFL2084	20 x 84 x 14	85	191.64	13.17	<b>\$2899</b>
SKSLCHOEFL2084	20 x 84 x 14	85	192.04	13.17	<b>\$2869</b>

File drawer on the left, open cubby at the center and hinged door with leg grommet on the right low storage unit. Can be used as a standalone unit or with another low or high storage unit. For use with 2 legged fixed or height adjustable column kits. Specify laminate finishes and edge finishes for chassis and drawer/door. Specify paint finish for handle. Interior felt leg cover in Graphite (**GPH**) only. Hinged door is 19" wide for all sizes. An adjustable shelf is included for open cubby units 24" and wider.

- 2042 and 2048 units have a 15" file drawer, open cubby width is variable.
- 2054, 2060 and E2078 units have a 24" file drawer, open cubby width is variable.
- 2066, E2072, 2078 and E2084 units have a 30" file drawer, open cubby width is variable.
- 2072 and 2084 units have a 36" file drawer, open cubby width is variable.
- Undercarriage required on all storage and must be specified separately. Specify SKSLU undercarriage.

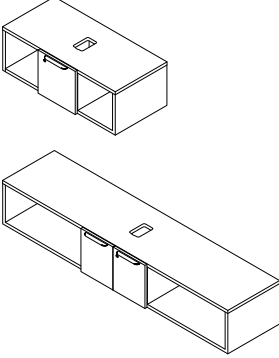
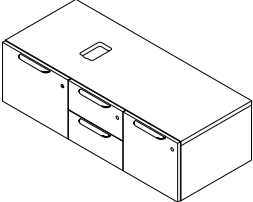
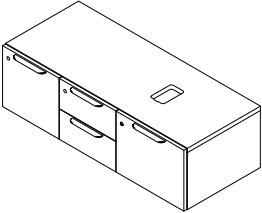
#### Required specifications

Laminate chassis finish  
Laminate door/drawer finish  
Paint finish  
Undercarriage

LOW STORAGE	MODEL#	DIMENSIONS	FREIGHT CLASS	WT/LBS.	CUBIC FT.	LIST PRICE
 <p><b>Hinged Door w/Leg Grommet/ Open Cubby, Box/Box Drawers</b></p>	D x W x H					
	SKSLCHODR2042	20 x 42 x 14	70	110.31	6.58	<b>\$2031</b>
	SKSLCHODR2048	20 x 48 x 14	70	118.89	7.52	<b>\$2110</b>
	SKSLCHODR2054	20 x 54 x 14	70	131.33	8.46	<b>\$2745</b>
	SKSLCHODR2060	20 x 60 x 14	85	139.98	9.4	<b>\$2825</b>
	SKSLCHODR2066	20 x 66 x 14	85	150.9	10.34	<b>\$2960</b>
	SKSLCHODR2072	20 x 72 x 14	85	161.88	11.29	<b>\$3080</b>
	SKSLCHOEDR2072	20 x 72 x 14	70	170.14	11.29	<b>\$3128</b>
	SKSLCHODR2078	20 x 78 x 14	85	181.52	12.23	<b>\$3228</b>
	SKSLCHOEDR2078	20 x 78 x 14	85	182.18	12.23	<b>\$3196</b>
	SKSLCHODR2084	20 x 84 x 14	85	192.46	13.17	<b>\$3347</b>
	SKSLCHOEDR2084	20 x 84 x 14	85	193.12	13.17	<b>\$3332</b>
	<p>Hinged door with leg grommet on the left, open cubby at the center and two box drawers on the right low storage unit. Can be used as a standalone unit or with another low or high storage unit. For use with 2 legged fixed or height adjustable column kits. Specify laminate finishes and edge finishes for chassis and drawer/door. Specify paint finish for handle. Interior felt leg cover in Graphite (<b>GPH</b>) only. Hinged door is 19" wide for all sizes. An adjustable shelf is included for open cubby units 24" and wider.</p> <ul style="list-style-type: none"> <li>• 2042 and 2048 units have 15" box drawers, open cubby width is variable.</li> <li>• 2054, 2060 and E2078 units have 24" box drawers, open cubby width is variable.</li> <li>• 2066, E2072, 2078 and E2084 units have 30" box drawers, open cubby width is variable.</li> <li>• 2072 and 2084 units have 36" box drawers, open cubby width is variable.</li> <li>• Undercarriage required on all storage and must be specified separately. Specify SKSLU undercarriage.</li> </ul>					
 <p><b>Box/Box Drawers/Open Cubby/ Hinged Door w/Leg Grommet</b></p>	SKSLCHODL2042	20 x 42 x 14	70	110.31	6.58	<b>\$2031</b>
	SKSLCHODL2048	20 x 48 x 14	70	118.89	7.52	<b>\$2110</b>
	SKSLCHODL2054	20 x 54 x 14	70	131.33	8.46	<b>\$2745</b>
	SKSLCHODL2060	20 x 60 x 14	85	139.98	9.4	<b>\$2825</b>
	SKSLCHODL2066	20 x 66 x 14	85	150.9	10.34	<b>\$2960</b>
	SKSLCHODL2072	20 x 72 x 14	85	161.88	11.29	<b>\$3080</b>
	SKSLCHOEDL2072	20 x 72 x 14	70	170.14	11.29	<b>\$3128</b>
	SKSLCHODL2078	20 x 78 x 14	85	181.52	12.23	<b>\$3228</b>
	SKSLCHOEDL2078	20 x 78 x 14	85	182.18	12.23	<b>\$3196</b>
	SKSLCHODL2084	20 x 84 x 14	85	192.46	13.17	<b>\$3347</b>
	SKSLCHOEDL2084	20 x 84 x 14	85	193.12	13.17	<b>\$3332</b>
	<p>Two box drawers on the left, open cubby at the center and hinged door with leg grommet on the right low storage unit. Can be used as a standalone unit or with another low or high storage unit. For use with 2 legged fixed or height adjustable column kits. Specify laminate finishes and edge finishes for chassis and drawer/door. Specify paint finish for handle. Interior felt leg cover in Graphite (<b>GPH</b>) only. Hinged door is 19" wide for all sizes. An adjustable shelf is included for open cubby units 24" and wider.</p> <ul style="list-style-type: none"> <li>• 2042 and 2048 units have 15" box drawers, open cubby width is variable.</li> <li>• 2054, 2060 and E2078 units have 24" box drawers, open cubby width is variable.</li> <li>• 2066, E2072, 2078 and E2084 units have 30" box drawers, open cubby width is variable.</li> <li>• 2072 and 2084 units have 36" box drawers, open cubby width is variable.</li> <li>• Undercarriage required on all storage and must be specified separately. Specify SKSLU undercarriage.</li> </ul>					

Required specifications

- Laminate chassis finish
- Laminate door/drawer finish
- Paint finish
- Undercarriage

LOW STORAGE	MODEL#	DIMENSIONS	FREIGHT CLASS	WT/LBS.	CUBIC FT.	LIST PRICE
		<b>D x W x H</b>				
	SKSLCOHO2042	20 x 42 x 14	85	94.55	6.58	<b>\$1171</b>
	SKSLCOHO2048	20 x 48 x 14	85	108.42	7.52	<b>\$1507</b>
	SKSLCOHO2054	20 x 54 x 14	85	119.38	8.46	<b>\$1611</b>
	SKSLCOHO2060	20 x 60 x 14	85	128.02	9.4	<b>\$1690</b>
	SKSLCOHO2066	20 x 66 x 14	85	136.57	10.34	<b>\$1769</b>
	SKSLCOHO2072	20 x 72 x 14	85	145.18	11.29	<b>\$1849</b>
	SKSLCOHO2078	20 x 78 x 14	85	164.8	12.23	<b>\$2019</b>
	SKSLCOHO2084	20 x 84 x 14	85	173.85	13.17	<b>\$2095</b>
						
	SKSLCHBFR2048	20 x 48 x 14	70	126.76	7.52	<b>\$2658</b>
	SKSLCHBFR2066	20 x 66 x 14	70	160.09	10.34	<b>\$3753</b>
	SKSLCHBFR2072	20 x 72 x 14	70	171.07	11.29	<b>\$3895</b>
	SKSLCHBFR2078	20 x 78 x 14	85	182.04	12.23	<b>\$4031</b>
	SKSLCHBFR2084	20 x 84 x 14	85	192.95	13.17	<b>\$4161</b>
						
	SKSLCHBFL2048	20 x 48 x 14	70	126.76	7.52	<b>\$2658</b>
	SKSLCHBFL2066	20 x 66 x 14	70	160.09	10.34	<b>\$3753</b>
	SKSLCHBFL2072	20 x 72 x 14	70	171.07	11.29	<b>\$3895</b>
	SKSLCHBFL2078	20 x 78 x 14	85	182.04	12.23	<b>\$4031</b>
	SKSLCHBFL2084	20 x 84 x 14	85	192.95	13.17	<b>\$4161</b>

**Open Cubby/Hinged Door w/Leg Grommet/Open Cubby**

Open cubby on left and right, hinged door with leg grommet at the center low storage unit. Can be used as a standalone unit or with another low or high storage unit. For use with 2 legged fixed or height adjustable column kits. Specify laminate finishes and edge finishes for chassis and drawer/door. Specify paint finish for handle. Interior felt leg cover in Graphite (**GPH**) only. An adjustable shelf is included for open cubby units 24" and wider.

- 2042 has a 14" wide hinged door with leg grommet, open cubby widths are variable.
- 2048 and 2084 units have a 24" wide hinged door with leg grommet, open cubby widths are variable.
- 2054, 2060, 2066, 2072 and 2078 units have a 30" wide hinged door with leg grommet, remainder are the open cubbies.
- Undercarriage required on all storage and must be specified separately. Specify SKSLU undercarriage.

**Hinged Door w/Leg Grommet/Box/Box Drawers/File Drawer**

Hinged door with leg grommet on the left, two box drawers at the center, and a file drawer on the right low storage unit. Can be used as a standalone unit or with another low or high storage unit. For use with 2 legged fixed or height adjustable column kits. Specify laminate finishes and edge finishes for chassis and drawer/doors. Specify paint finish for handle. Interior felt leg cover in Graphite (**GPH**) only. Hinged door is 19" wide for all sizes. An adjustable shelf is included for open cubby units 24" and wider.

- 2048 has 15" wide box and file drawers.
- 2066 and 2072 have 24" wide box drawers, 2078 and 2084 have 30" wide box drawers.
- 2066 has a 24" wide file drawer, 2072 and 2078 have 30" wide file drawer and 2084 has a 36" wide file drawer.
- Undercarriage required on all storage and must be specified separately. Specify SKSLU undercarriage.

**File Drawer/Box/Box Drawers Hinged Door w/Leg Grommet/**

Hinged door with leg grommet on the left, two box drawers at the center, and a file drawer on the right low storage unit. Can be used as a standalone unit or with another low or high storage unit. For use with 2 legged fixed or height adjustable column kits. Specify laminate finishes and edge finishes for chassis and drawer/doors. Specify paint finish for handle. Interior felt leg cover in Graphite (**GPH**) only. Hinged door is 19" wide for all sizes. An adjustable shelf is included for open cubby units 24" and wider.

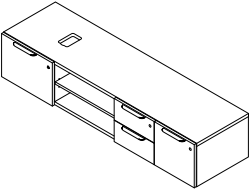
- 2048 has 15" wide box and file drawers.
- 2066 and 2072 have 24" wide box drawers, 2078 and 2084 have 30" wide box drawers.
- 2066 has a 24" wide file drawer, 2072 and 2078 have 30" wide file drawer and 2084 has a 36" wide file drawer.
- Undercarriage required on all storage and must be specified separately. Specify SKSLU undercarriage.

**Required specifications**

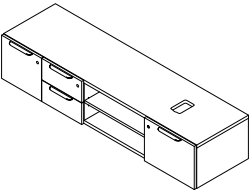
Laminate chassis finish  
Laminate door/drawer finish  
Paint finish  
Undercarriage



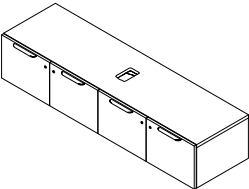
LOW STORAGE, SINGLE GROMMET



Hinged Door w/Leg Grommet/Open Cubby/Box/Box Drawers/File Drawer



File Drawer/Box/Box Drawers/Open Cubby/Hinged Door w/Leg Grommet



Hinged Doors w/Leg Grommet

MODEL#	DIMENSIONS	FREIGHT CLASS	WT/LBS.	CUBIC FT.	LIST PRICE
D x W x H					
SKSLCHOBFR2060	20 x 60 x 14	70	149.96	9.4	\$2867
SKSLCHOBFR2066	20 x 66 x 14	70	158.5	10.34	\$2946
SKSLCHOBFR2072	20 x 72 x 14	70	178.13	11.29	\$3116
SKSLCHOBFR2078	20 x 78 x 14	70	189.6	12.23	\$3217
SKSLCHOBFR2084	20 x 84 x 14	70	201.07	13.17	\$3320

Hinged door with leg grommet on the left, open cubby and two box drawers at the center, and a file drawer on the right low storage unit. Can be used as a standalone unit or with another low or high storage unit. For use with 2 legged fixed or height adjustable column kits. Specify laminate finishes and edge finishes for chassis and drawer/doors. Specify paint finish for handle. Interior felt leg cover in Graphite (**GPH**) only. Hinged door is 19" wide for all sizes. Box and file drawers are 15" wide for all sizes. Open cubby width is variable. An adjustable shelf is included for open cubby units 24" and wider.

- Undercarriage required on all storage and must be specified separately. Specify SKSLU undercarriage.

SKSLCHOBFL2060	20 x 60 x 14	70	149.96	9.4	\$2867
SKSLCHOBFL2066	20 x 66 x 14	70	158.5	10.34	\$2946
SKSLCHOBFL2072	20 x 72 x 14	70	178.13	11.29	\$3116
SKSLCHOBFL2078	20 x 78 x 14	70	189.6	12.23	\$3217
SKSLCHOBFL2084	20 x 84 x 14	70	201.07	13.17	\$3320

File drawer on right, open cubby and two box drawers at the center, and a hinged door with leg grommet on the right low storage unit. Can be used as a standalone unit or with another low or high storage unit. For use with 2 legged fixed or height adjustable column kits. Specify laminate finishes and edge finishes for chassis and drawer/doors. Specify paint finish for handle. Interior felt leg cover in Graphite (**GPH**) only. Hinged door is 19" wide for all sizes. Box and file drawers are 15" wide for all sizes. Open cubby width is variable. An adjustable shelf is included for open cubby units 24" and wider.

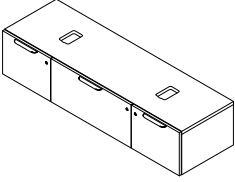
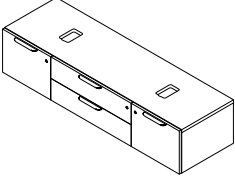
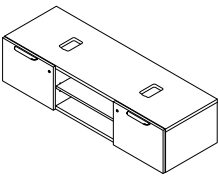
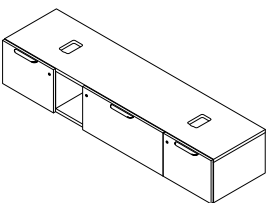
- Undercarriage required on all storage and must be specified separately. Specify SKSLU undercarriage.

SKSLCHDG2072	20 x 72 x 14	85	164.74	11.29	\$2457
SKSLCHDG2078	20 x 78 x 14	70	210.44	12.23	\$2982
SKSLCHDG2084	20 x 84 x 14	70	223.71	13.17	\$3103

Hinged door low storage unit with leg grommet at the center. Can be used as a standalone unit or with another low or high storage unit. For use with 2 legged fixed or height adjustable column kits. Specify laminate finishes and edge finishes for chassis and doors. Specify paint finish for handles. Interior felt leg cover in Graphite (**GPH**) only. 72" wide unit has 4 doors and the 78" and 84" wide units have 5 doors.

- Undercarriage required on all storage and must be specified separately. Specify SKSLU undercarriage.

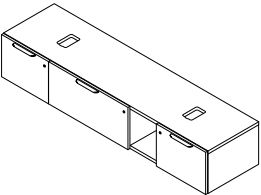
**Required specifications**  
Laminate chassis finish  
Laminate door/drawer finish  
Paint finish  
Undercarriage

LOW STORAGE, DOUBLE GROMMETS		MODEL#	DIMENSIONS	FREIGHT CLASS	WT./LBS.	CUBIC FT.	LIST PRICE
		D x W x H					
		SKSLCHFH2060	20 x 60 x 14	70	143.42	9.4	<b>\$2666</b>
		SKSLCHFH2066	20 x 66 x 14	85	154.33	10.34	<b>\$2807</b>
		SKSLCHFH2072	20 x 72 x 14	85	165.29	11.29	<b>\$2938</b>
<b>Hinged Door w/Leg Grommet/File Drawer/Hinged Door w/Leg Grommet</b>		<p>Hinged door with leg grommet on the left, file drawer at the center, and a hinged door with leg grommet on the right low storage unit. Can be used as a standalone unit or with another low or high storage unit. For use with 3 legged fixed or height adjustable column kits. Specify laminate finishes and edge finishes for chassis and drawer/doors. Specify paint finish for handle. Interior felt leg cover in Graphite (<b>GPH</b>) only. Hinged door is 18" wide on each side for all sizes. File drawer width is variable.</p> <ul style="list-style-type: none"> <li>Undercarriage required on all storage and must be specified separately. Specify SKSLU undercarriage.</li> </ul>					
							
		SKSLCHBH2060	20 x 60 x 14	70	144.01	9.4	<b>\$3129</b>
		SKSLCHBH2066	20 x 66 x 14	85	154.93	10.34	<b>\$3265</b>
		SKSLCHBH2072	20 x 72 x 14	85	165.92	11.29	<b>\$3385</b>
<b>Hinged Door w/Leg Grommet/Box/Box Drawers/Hinged Door w/Leg Grommet</b>		<p>Hinged door with leg grommet on the left, two box drawers at the center, and a hinged door with leg grommet on the right low storage unit. Can be used as a standalone unit or with another low or high storage unit. For use with 3 legged fixed or height adjustable column kits. Specify laminate finishes and edge finishes for chassis and drawer/doors. Specify paint finish for handle. Interior felt leg cover in Graphite (<b>GPH</b>) only. Hinged door is 18" wide on each side for all sizes. Box drawer width is variable.</p> <ul style="list-style-type: none"> <li>Undercarriage required on all storage and must be specified separately. Specify SKSLU undercarriage.</li> </ul>					
							
		SKSLCHOH2060	20 x 60 x 14	70	142.21	9.4	<b>\$1902</b>
		SKSLCHOH2066	20 x 66 x 14	85	153.63	10.34	<b>\$2003</b>
		SKSLCHOH2072	20 x 72 x 14	85	165.13	11.29	<b>\$2106</b>
<b>Hinged Door w/Leg Grommet/Open Cubby/Hinged Door w/Leg Grommet</b>		<p>Hinged door with leg grommet on the left, an open cubby at the center, and a hinged door with leg grommet on the right low storage unit. Can be used as a standalone unit or with another low or high storage unit. For use with 3 legged fixed or height adjustable column kits. Specify laminate finishes and edge finishes for chassis and drawer/doors. Specify paint finish for handle. Interior felt leg cover in Graphite (<b>GPH</b>) only. Hinged door is 19" wide on each side for all sizes. Open cubby width is variable. An adjustable shelf is included for open cubby units 24" and wider.</p> <ul style="list-style-type: none"> <li>Undercarriage required on all storage and must be specified separately. Specify SKSLU undercarriage.</li> </ul>					
							
		SKSLCHOHHR2078	20 x 78 x 14	85	177.52	12.23	<b>\$3016</b>
		SKSLCHOHHR2084	20 x 84 x 14	85	186.08	13.17	<b>\$3095</b>
<b>Hinged Door w/Leg Grommet/Open Cubby File Drawer/Hinged Door w/Leg Grommet</b>		<p>Hinged door with leg grommet on the left, open cubby and file drawer at the center, and a hinged door with leg grommet on the right low storage unit. Can be used as a standalone unit or with another low or high storage unit. For use with 3 legged fixed or height adjustable column kits. Specify laminate finishes and edge finishes for chassis and drawer/doors. Specify paint finish for handle. Interior felt leg cover in Graphite (<b>GPH</b>) only. Hinged door is 18" wide on each side for all sizes. Lateral file is 30" wide, open cubby width is variable.</p> <ul style="list-style-type: none"> <li>Undercarriage required on all storage and must be specified separately. Specify SKSLU undercarriage.</li> </ul>					

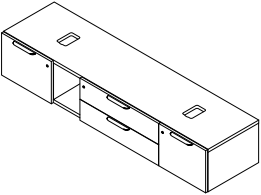
**Required specifications**

Laminate chassis finish  
 Laminate door/drawer finish  
 Paint finish  
 Undercarriage

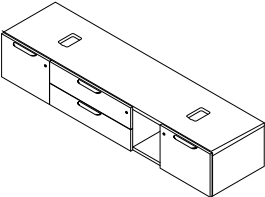
LOW STORAGE, DOUBLE GROMMETS



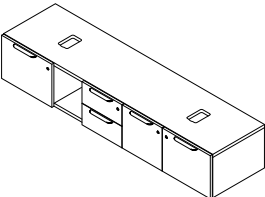
Hinged Door w/Leg Grommet/File Drawer  
Open Cubby/Hinged Door w/Leg Grommet



Hinged Doors w/Leg Grommet/  
Open Cubby/Box Drawers



Hinged Doors w/Leg Grommets/  
Box Drawers/Open Cubby



Hinged Doors w/Leg Grommets/Open  
Cubby/Box Drawers/File Drawer

MODEL#	DIMENSIONS	FREIGHT CLASS	WT/LBS.	CUBIC FT.	LIST PRICE
D x W x H					
SKSLCHOFHL2078	20 x 78 x 14	85	177.52	12.23	\$3016
SKSLCHOFHL2084	20 x 84 x 14	85	186.08	13.17	\$3095

Hinged door with leg grommet on the left, file drawer and open cubby at the center, and a hinged door with leg grommet on the right low storage unit. Can be used as a standalone unit or with another low or high storage unit. For use with 3 legged fixed or height adjustable column kits. Specify laminate finishes and edge finishes for chassis and drawer/doors. Specify paint finish for handle. Interior felt leg cover in Graphite (**GPH**) only. Hinged door is 18" wide on each side for all sizes. Lateral file is 30" wide, open cubby width is variable.

- Undercarriage required on all storage and must be specified separately. Specify SKSLU undercarriage.

SKSLCHOBHR2078	20 x 78 x 14	85	178.11	12.23	\$3474
SKSLCHOBHR2084	20 x 84 x 14	85	186.68	13.17	\$3553

Hinged door with leg grommet on the left, open cubby and two box drawers at the center, and a hinged door with leg grommet on the right low storage unit. Can be used as a standalone unit or with another low or high storage unit. For use with 3 legged fixed or height adjustable column kits. Specify laminate finishes and edge finishes for chassis and drawer/doors. Specify paint finish for handle. Interior felt leg cover in Graphite (**GPH**) only. Hinged door is 18" wide on each side for all sizes. Box drawers are 30" wide, open cubby width is variable.

- Undercarriage required on all storage and must be specified separately. Specify SKSLU undercarriage.

SKSLCHOBHL2078	20 x 78 x 14	85	178.11	12.23	\$3474
SKSLCHOBHL2084	20 x 84 x 14	85	186.68	13.17	\$3553

Hinged door with leg grommet on the left, two box drawers and open cubby at the center, and a hinged door with leg grommet on the right low storage unit. Can be used as a standalone unit or with another low or high storage unit. For use with 3 legged fixed or height adjustable column kits. Specify laminate finishes and edge finishes for chassis and drawer/doors. Specify paint finish for handle. Interior felt leg cover in Graphite (**GPH**) only. Hinged door is 18" wide on each side for all sizes. Box drawers are 30" wide, open cubby width is variable.

- Undercarriage required on all storage and must be specified separately. Specify SKSLU undercarriage.

SKSLCHOBFHR2078	20 x 78 x 14	70	191.89	12.23	\$3512
SKSLCHOBFHR2084	20 x 84 x 14	70	200.45	13.17	\$3591

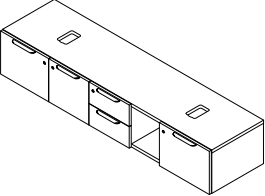
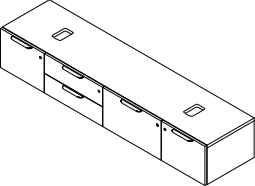
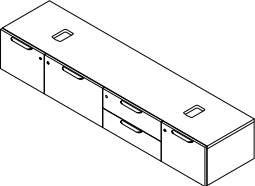
Hinged door with leg grommet on the left, open cubby, two box drawers and a file drawer at the center, and a hinged door with leg grommet on the right low storage unit. Can be used as a standalone unit or with another low or high storage unit. For use with 3 legged fixed or height adjustable column kits. Specify laminate finishes and edge finishes for chassis and drawer/doors. Specify paint finish for handle. Interior felt leg cover in Graphite (**GPH**) only. Hinged door is 18" wide on each side for all sizes. File and box drawers are 15" wide, open cubby width is variable.

- Undercarriage required on all storage and must be specified separately. Specify SKSLU undercarriage.

Required specifications

- Laminate chassis finish
- Laminate door/drawer finish
- Paint finish
- Undercarriage



LOW STORAGE, DOUBLE GROMMETS		MODEL#	DIMENSIONS	FREIGHT CLASS	WT/LBS.	CUBIC FT.	LIST PRICE
 <p><b>Hinged Doors w/Leg Grommets/File Drawer/Box Drawers/Open Cubby</b></p>			D x W x H				
		SKSLCHOBFHL2078	20 x 78 x 14	70	191.89	12.23	<b>\$3512</b>
		SKSLCHOBFHL2084	20 x 84 x 14	70	200.45	13.17	<b>\$3591</b>
 <p><b>Hinged Doors w/Leg Grommets/Box Drawers/File Drawer</b></p>							
		SKSLCHBFHR2084	20 x 84 x 14	70	202.04	13.17	<b>\$4399</b>
 <p><b>Hinged Doors w/Leg Grommets/Box Drawers/File Drawer</b></p>							
		SKSLCHFBHL2084	20 x 84 x 14	70	202.04	13.17	<b>\$4399</b>

**Required specifications**


- Laminate chassis finish
- Laminate door/drawer finish
- Paint finish
- Undercarriage

HIGH STORAGE

MODEL#DIMENSIONSFREIGHT CLASSWT/LBS.CUBIC FT.LIST PRICE

D x W x H

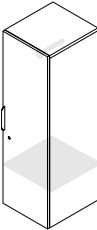
SKSH05418	20 x 18 x 48	92.5	99.58	9.65	<b>\$1166</b>
SKSH06018	20 x 18 x 54	92.5	108.77	10.85	<b>\$1242</b>
SKSH06618	20 x 18 x 60	100	118.02	12.06	<b>\$1319</b>
SKSH06624	20 x 24 x 60	100	138.51	16.08	<b>\$1918</b>
SKSH06630	20 x 30 x 60	125	157.76	20.1	<b>\$2076</b>
SKSH06636	20 x 36 x 60	125	176.93	24.11	<b>\$2234</b>
SKSH07218	20 x 18 x 66	100	127.21	13.26	<b>\$1394</b>
SKSH07224	20 x 24 x 66	100	148.71	17.68	<b>\$2001</b>
SKSH07230	20 x 30 x 66	125	168.98	22.1	<b>\$2167</b>
SKSH07236	20 x 36 x 66	125	189.14	26.52	<b>\$2331</b>
SKSH07818	20 x 18 x 72	100	136.43	14.47	<b>\$1470</b>
SKSH07824	20 x 24 x 72	100	158.92	19.29	<b>\$2085</b>
SKSH07830	20 x 30 x 72	125	180.2	24.11	<b>\$2258</b>
SKSH07836	20 x 36 x 72	125	201.36	28.93	<b>\$2429</b>



Open Cubby High Storage

Open cubby high storage unit with bottom shelf and coat hook/coat rail. Units 18" wide have one coat hook and remaining units have a coat rail installed at the back panel. 18" wide units must be specified in conjunction with a low storage unit on an appropriate undercarriage. 24", 30" and 36" wide units can be used as a standalone unit or in conjunction with another low or high storage unit. Specify laminate finish and edge finish for chassis. Specify paint finish for coat hook/coat rail. Shelf opening is 12.6".

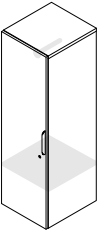
- Legs or an undercarriage required on all storage and must be specified separately:
  - Specify SKSLL for 24" and 30" wide low storage units.
  - Specify SKSLU undercarriage for units 36" and wider.



High Storage Hinged Door, Right

Right hand hinged door high storage unit with bottom shelf and coat hook. Units have one coat hook installed at the back panel. 18" wide units must be specified in conjunction with a low storage unit on an appropriate undercarriage. Specify laminate finishes and edge finishes for chassis/door. Specify paint finish for coat hook. Shelf opening is 12.6".

- Undercarriage required on all storage and must be specified separately. Specify SKSLU undercarriage.



High Storage Hinged Door, Left

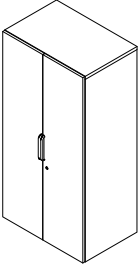
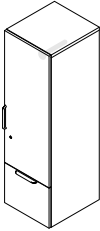
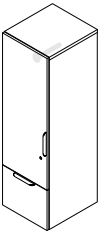
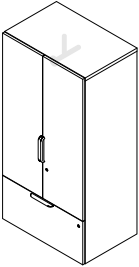
SKSHL5418	20 x 18 x 48	85	125.54	9.65	<b>\$1616</b>
SKSHL6018	20 x 18 x 54	85	137.74	10.85	<b>\$1717</b>
SKSHL6618	20 x 18 x 60	85	150.03	12.06	<b>\$1819</b>
SKSHL7218	20 x 18 x 66	85	162.24	13.26	<b>\$1920</b>
SKSHL7818	20 x 18 x 72	85	174.48	14.47	<b>\$2022</b>

Left hand hinged door high storage unit with bottom shelf and coat hook. Units have one coat hook installed at the back panel. 18" wide units must be specified in conjunction with a low storage unit on an appropriate undercarriage. Specify laminate finishes and edge finishes for chassis/door. Specify paint finish for coat hook. Shelf opening is 12.6".

- Undercarriage required on all storage and must be specified separately. Specify SKSLU undercarriage.

Required specifications

Laminate chassis finish  
Laminate door/drawer finish  
Paint finish  
Legs/Undercarriage

HIGH STORAGE	MODEL#	DIMENSIONS	FREIGHT CLASS	WT./LBS.	CUBIC FT.	LIST PRICE
	D x W x H					
	SKSHH6624	20 x 24 x 60	92.5	181.77	16.08	<b>\$2784</b>
	SKSHH6630	20 x 30 x 60	92.5	211.09	20.1	<b>\$3023</b>
	SKSHH6636	20 x 36 x 60	100	240.37	24.11	<b>\$3261</b>
	SKSHH7224	20 x 24 x 66	92.5	196.01	17.68	<b>\$2911</b>
	SKSHH7230	20 x 30 x 66	92.5	227.37	22.1	<b>\$3164</b>
	SKSHH7236	20 x 36 x 66	100	258.62	26.52	<b>\$3417</b>
	SKSHH7824	20 x 24 x 72	92.5	210.22	19.29	<b>\$3037</b>
	SKSHH7830	20 x 30 x 72	92.5	243.61	24.11	<b>\$3306</b>
	SKSHH7836	20 x 36 x 72	100	276.87	28.93	<b>\$3573</b>
<p>Double hinged door high storage unit with bottom shelf and coat hook/coat rail. Units have a coat rail installed at the back panel. Can be used as a standalone unit or with another low or high storage unit. Specify laminate finishes and edge finishes for chassis/door. Specify paint finish for coat hook. Shelf opening is 12.6".</p> <ul style="list-style-type: none"> <li>• Legs or an undercarriage required on all storage and must be specified separately: <ul style="list-style-type: none"> <li>- Specify SKSLL for 24" and 30" wide low storage units.</li> <li>- Specify SKSLU undercarriage for units 36" and wider.</li> </ul> </li> </ul>						
	SKSHRF5418	20 x 18 x 48	85	128.02	9.65	<b>\$2202</b>
	SKSHRF6018	20 x 18 x 54	85	140.25	10.85	<b>\$2307</b>
	SKSHRF6618	20 x 18 x 60	85	153.08	12.06	<b>\$2485</b>
	SKSHRF7218	20 x 18 x 66	85	165.28	13.26	<b>\$2590</b>
	SKSHRF7818	20 x 18 x 72	85	177.54	14.47	<b>\$2695</b>
<p>Right hand hinged door high storage unit with bottom file drawer and coat hook. Units have one coat hook installed at the back panel. 18" wide units must be specified in conjunction with a low storage unit on an appropriate undercarriage. Specify laminate finishes and edge finishes for chassis/door. Specify paint finish for coat hook.</p> <ul style="list-style-type: none"> <li>• Undercarriage required on all storage and must be specified separately. Specify SKSLU undercarriage.</li> </ul>						
	SKSHRL5418	20 x 18 x 48	85	128.02	9.65	<b>\$2202</b>
	SKSHRL6018	20 x 18 x 54	85	140.25	10.85	<b>\$2307</b>
	SKSHRL6618	20 x 18 x 60	85	153.08	12.06	<b>\$2485</b>
	SKSHRL7218	20 x 18 x 66	85	165.28	13.26	<b>\$2590</b>
	SKSHRL7818	20 x 18 x 72	85	177.54	14.47	<b>\$2695</b>
<p>Right hand hinged door high storage unit with bottom file drawer and coat hook. Units have one coat hook installed at the back panel. 18" wide units must be specified in conjunction with a low storage unit on an appropriate undercarriage. Specify laminate finishes and edge finishes for chassis/door. Specify paint finish for coat hook.</p> <ul style="list-style-type: none"> <li>• Undercarriage required on all storage and must be specified separately. Specify SKSLU undercarriage.</li> </ul>						
	SKSHHF6624	20 x 24 x 60	92.5	184.06	16.08	<b>\$3534</b>
	SKSHHF6630	20 x 30 x 60	92.5	213.43	20.1	<b>\$3818</b>
	SKSHHF6636	20 x 36 x 60	92.5	242.66	24.11	<b>\$4090</b>
	SKSHHF7224	20 x 24 x 66	92.5	198.3	17.68	<b>\$3661</b>
	SKSHHF7230	20 x 30 x 66	92.5	229.67	22.1	<b>\$3959</b>
	SKSHHF7236	20 x 36 x 66	92.5	260.91	25.52	<b>\$4246</b>
	SKSHHF7824	20 x 24 x 72	92.5	212.55	19.29	<b>\$3788</b>
	SKSHHF7830	20 x 30 x 72	92.5	245.94	24.11	<b>\$4101</b>
	SKSHHF7836	20 x 36 x 72	100	279.2	28.93	<b>\$4402</b>
<p>Double hinged door high storage unit with bottom file drawer and coat rail. Units have a coat rail installed at the back panel. Specify laminate finishes and edge finishes for chassis/doors/drawer. Specify paint finish for coat rail.</p> <ul style="list-style-type: none"> <li>• Legs or an undercarriage required on all storage and must be specified separately: <ul style="list-style-type: none"> <li>- Specify SKSLL for 24" and 30" wide low storage units.</li> <li>- Specify SKSLU undercarriage for units 36" and wider.</li> </ul> </li> </ul>						

## Required specifications

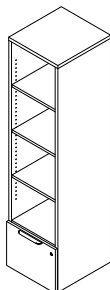
Laminate chassis finish  
Laminate door/drawer finish  
Paint finish  
Legs/Undercarriage

## HIGH STORAGE

## MODEL# DIMENSIONS FREIGHT CLASS WT/LBS. CUBIC FT. LIST PRICE

### D x W x H

SKSHOF5418	20 x 18 x 48	85	123.83	9.65	<b>\$1609</b>
SKSHOF6018	20 x 18 x 54	85	133.02	10.85	<b>\$1684</b>
SKSHOF6618	20 x 18 x 60	92.5	142.27	12.06	<b>\$1761</b>
SKSHOF6624	20 x 24 x 60	92.5	169.8	16.08	<b>\$2241</b>
SKSHOF6630	20 x 30 x 60	100	197.16	20.1	<b>\$2505</b>
SKSHOF6636	20 x 36 x 60	100	224.45	24.11	<b>\$2761</b>
SKSHOF7218	20 x 18 x 66	92.5	151.46	13.26	<b>\$1837</b>
SKSHOF7224	20 x 24 x 66	92.5	180	17.68	<b>\$2324</b>
SKSHOF7230	20 x 30 x 66	100	208.38	22.1	<b>\$2595</b>
SKSHOF7236	20 x 36 x 66	100	236.66	26.52	<b>\$2859</b>
SKSHOF7818	20 x 18 x 72	92.5	168.36	14.47	<b>\$1979</b>
SKSHOF7824	20 x 24 x 72	92.5	200.75	19.29	<b>\$2495</b>
SKSHOF7830	20 x 30 x 72	100	233.01	24.11	<b>\$2796</b>
SKSHOF7836	20 x 36 x 72	100	265.18	28.93	<b>\$3090</b>

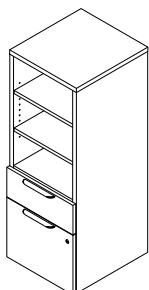


**Open Cubby w/File Drawer**

Open cubby high storage unit with bottom file drawer and adjustable shelves. 54" to 72" high storage units have two adjustable shelves and 78" high units have three adjustable shelves. 18" wide units must be specified in conjunction with a low storage unit on an appropriate undercarriage. 24", 30" and 36" wide units can be used as a standalone unit or in conjunction with another low or high storage unit. Specify laminate finish and edge finish for chassis. Specify paint finish for handle.

- Legs or an undercarriage required on all storage and must be specified separately:
  - Specify SKSLL for 24" and 30" wide low storage units.
  - Specify SKSLU undercarriage for units 36" and wider.

SKSHOBF5418	20 x 18 x 48	85	127.21	9.65	<b>\$1959</b>
SKSHOBF6018	20 x 18 x 54	85	136.4	10.85	<b>\$2035</b>
SKSHOBF6618	20 x 18 x 60	85	145.65	12.06	<b>\$2111</b>
SKSHOBF6624	20 x 24 x 60	92.5	174.51	16.08	<b>\$2855</b>
SKSHOBF6630	20 x 30 x 60	92.5	203.06	20.1	<b>\$3147</b>
SKSHOBF6636	20 x 36 x 60	100	231.53	24.11	<b>\$3423</b>
SKSHOBF7218	20 x 18 x 66	92.5	154.84	13.26	<b>\$2187</b>
SKSHOBF7224	20 x 24 x 66	92.5	184.71	17.68	<b>\$2938</b>
SKSHOBF7230	20 x 30 x 66	100	214.28	22.1	<b>\$3238</b>
SKSHOBF7236	20 x 36 x 66	100	243.75	26.52	<b>\$3521</b>
SKSHOBF7818	20 x 18 x 72	92.5	171.74	14.47	<b>\$2329</b>
SKSHOBF7824	20 x 24 x 72	92.5	205.47	19.29	<b>\$3109</b>
SKSHOBF7830	20 x 30 x 72	100	238.92	24.11	<b>\$3438</b>
SKSHOBF7836	20 x 36 x 72	100	272.27	28.93	<b>\$3752</b>

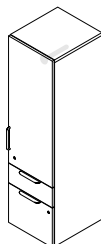


**Open Cubby w/Box/File Drawer**

Open cubby high storage unit with bottom box and file drawers and adjustable shelves. 54" to 72" high storage units have two adjustable shelves and 78" high units have three adjustable shelves. 18" wide units must be specified in conjunction with a low storage unit on an appropriate undercarriage. 24", 30" and 36" wide units can be used as a standalone unit or in conjunction with another low or high storage unit. Specify laminate finish and edge finish for chassis. Specify paint finish for handle.

- Legs or an undercarriage required on all storage and must be specified separately:
  - Specify SKSLL for 24" and 30" wide low storage units.
  - Specify SKSLU undercarriage for units 36" and wider.

SKSHRBF6618	20 x 18 x 60	85	151.98	12.06	<b>\$2657</b>
SKSHRBF7218	20 x 18 x 66	85	164.46	13.26	<b>\$2798</b>
SKSHRBF7818	20 x 18 x 72	85	176.7	14.47	<b>\$2903</b>



**Hinged Door, Right w/Box/File Drawer**

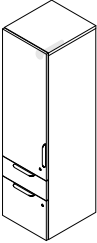
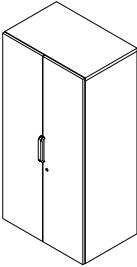
Right hand hinged door high storage unit with bottom box and file drawers and coat hook. Units have one coat hook installed at the back panel. 18" wide units must be specified in conjunction with a low storage unit on an appropriate undercarriage. Specify laminate finish and edge finish for chassis. Specify paint finish for handle and coat hook.

- Undercarriage required on all storage and must be specified separately. Specify SKSLU undercarriage.

### Required specifications

Laminate chassis finish  
Laminate door/drawer finish  
Paint finish  
Legs/Undercarriage



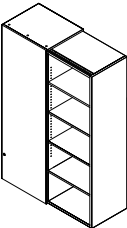
HIGH STORAGE	MODEL#	DIMENSIONS	FREIGHT CLASS	WT./LBS.	CUBIC FT.	LIST PRICE
	D x W x H					
	SKSHLBF6618	20 x 18 x 60	85	151.98	12.06	\$2657
	SKSHLBF7218	20 x 18 x 66	85	164.46	13.26	\$2798
	SKSHLBF7818	20 x 18 x 72	85	176.7	14.47	\$2903
	Left hand hinged door high storage unit with bottom box and file drawers and coat hook. Units have one coat hook installed at the back panel. 18" wide units must be specified in conjunction with a low storage unit on an appropriate undercarriage. Specify laminate finish and edge finish for chassis. Specify paint finish for handle and coat hook.					
	• Undercarriage required on all storage and must be specified separately. Specify SKSLU undercarriage.					
	SKSHHBF6624	20 x 24 x 60	92.5	183.67	16.08	\$4026
	SKSHHBF6630	20 x 30 x 60	92.5	213.03	20.1	\$4329
	SKSHHBF6636	20 x 36 x 60	92.5	242.28	24.11	\$4613
	SKSHHBF7224	20 x 24 x 66	92.5	198.47	17.68	\$4226
	SKSHHBF7230	20 x 30 x 66	92.5	229.82	22.1	\$4544
	SKSHHBF7236	20 x 36 x 66	100	261.09	26.52	\$4842
	SKSHHBF7824	20 x 24 x 72	92.5	212.72	19.29	\$4353
	SKSHHBF7830	20 x 30 x 72	92.5	246.1	24.11	\$4686
	SKSHHBF7836	20 x 36 x 72	100	279.35	28.93	\$4998
	Double hinged door high storage unit with bottom box and file drawers and coat rail. Specify laminate finishes and edge finishes for chassis/doors. Specify paint finish for handles and coat rail.					
	• Legs or an undercarriage required on all storage and must be specified separately:					
	- Specify SKSLL for 24" and 30" wide low storage units.					
	- Specify SKSLU undercarriage for units 36" and wider.					

Required specifications

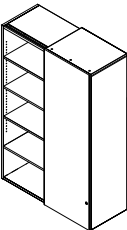
- Laminate chassis finish
- Laminate door/drawer finish
- Paint finish
- Legs/Undercarriage



SLIDING DOOR STORAGE



Sliding Door, Closed Shelves, Right



Sliding Door, Closed Shelves, Left

MODEL#	DIMENSIONS	FREIGHT CLASS	WT/LBS.	CUBIC FT.	LIST PRICE
	D x W x H				
SKSHCSR6648	20 x 48 x 60	92.5	338.6	32.77	\$6678
SKSHCSR7248	20 x 48 x 66	92.5	359.85	35.98	\$6851
SKSHCSR7248	20 x 48 x 72	92.5	359.85	35.98	\$6851

Sliding door with shelving on the right, wardrobe on the left high storage unit. Can be used as a standalone unit or combined with another low or high storage unit. Specify laminate finish and edge finish for chassis. Specify paint finish for coat rail. Bottom shelf is fixed at 12.6", others are adjustable.

- Undercarriage required on all storage and must be specified separately. Specify SKSLU undercarriage.

SKSHCSL6648	20 x 48 x 60	92.5	338.6	32.77	\$6678
SKSHCSL7248	20 x 48 x 66	92.5	359.85	35.98	\$6851
SKSHCSL7248	20 x 48 x 72	92.5	359.85	35.98	\$6851

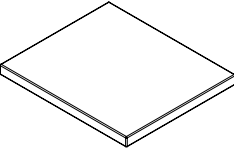
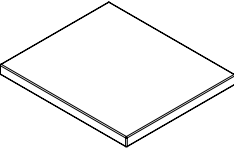
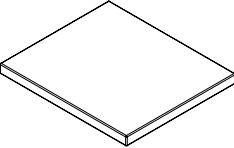
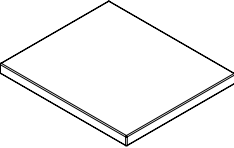
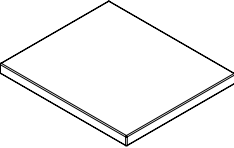
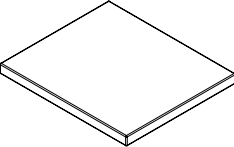
Sliding door with shelving on the left, wardrobe on the right high storage unit. Can be used as a standalone unit or combined with another low or high storage unit. Specify laminate finish and edge finish for chassis. Specify paint finish for coat rail. Bottom shelf is fixed at 12.6", others are adjustable.

- Undercarriage required on all storage and must be specified separately. Specify SKSLU undercarriage.

Required specifications

- Laminate chassis finish
- Laminate door/drawer finish
- Paint finish
- Legs/Undercarriage

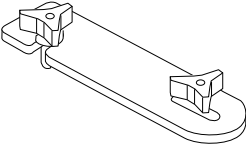
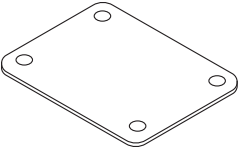
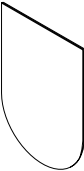



ACCESSORIES	MODEL#	DIMENSIONS	FREIGHT CLASS	WT/LBS.	CUBIC FT.	GRADE	LIST	GRADE	LIST
 <p><b>Low Storage Cushion</b></p>	D x W x H								
	SKSAC2014	14 x 20 x 1	150	2.50	05.52	1	<b>\$593</b>	7	<b>\$801</b>
						2	<b>\$624</b>	8	<b>\$874</b>
						3	<b>\$647</b>	9	<b>\$930</b>
						4	<b>\$682</b>	10	<b>\$992</b>
						5	<b>\$733</b>	11	<b>\$1120</b>
						6	<b>\$756</b>	12	<b>\$1256</b>
Cushion to fit atop the low storage units. Available in all Global seating fabrics.									
• Yardage required: 0.75									
 <p><b>Low Storage Cushion</b></p>	SKSAC2018	18 x 20 x 1	150	2.50	0.52	1	<b>\$482</b>	7	<b>\$923</b>
						2	<b>\$546</b>	8	<b>\$998</b>
						3	<b>\$597</b>	9	<b>\$1084</b>
						4	<b>\$658</b>	10	<b>\$1186</b>
						5	<b>\$751</b>	11	<b>\$1303</b>
						6	<b>\$835</b>	12	<b>\$1471</b>
Cushion to fit atop the low storage units. Available in all Global seating fabrics.									
• Yardage required: 0.75									
 <p><b>Low Storage Cushion</b></p>	SKSAC2024	24 x 20 x 1	85	4	0.28	1	<b>\$541</b>	7	<b>\$1053</b>
						2	<b>\$614</b>	8	<b>\$1144</b>
						3	<b>\$656</b>	9	<b>\$1246</b>
						4	<b>\$742</b>	10	<b>\$1356</b>
						5	<b>\$848</b>	11	<b>\$1493</b>
						6	<b>\$948</b>	12	<b>\$1691</b>
Cushion to fit atop the low storage units. Available in all Global seating fabrics.									
• Yardage required: 0.75									
 <p><b>Low Storage Cushion</b></p>	SKSAC2030	30 x 20 x 1	85	5	0.35	1	<b>\$652</b>	7	<b>\$1230</b>
						2	<b>\$733</b>	8	<b>\$1340</b>
						3	<b>\$804</b>	9	<b>\$1453</b>
						4	<b>\$879</b>	10	<b>\$1579</b>
						5	<b>\$1003</b>	11	<b>\$1736</b>
						6	<b>\$1122</b>	12	<b>\$1970</b>
Cushion to fit atop the low storage units. Available in all Global seating fabrics.									
• Yardage required: 1									
 <p><b>Low Storage Cushion</b></p>	SKSAC2036	36 x 20 x 1	85	6	0.42	1	<b>\$773</b>	7	<b>\$1504</b>
						2	<b>\$877</b>	8	<b>\$1634</b>
						3	<b>\$936</b>	9	<b>\$1780</b>
						4	<b>\$1060</b>	10	<b>\$1936</b>
						5	<b>\$1210</b>	11	<b>\$2133</b>
						6	<b>\$1354</b>	12	<b>\$2416</b>
Cushion to fit atop the low storage units. Available in all Global seating fabrics.									
• Yardage required: 1.25									
 <p><b>Low Storage Cushion</b></p>	SKSAC2042	42 x 20 x 1	85	7	0.49	1	<b>\$901</b>	7	<b>\$1755</b>
						2	<b>\$1023</b>	8	<b>\$1906</b>
						3	<b>\$1093</b>	9	<b>\$2076</b>
						4	<b>\$1237</b>	10	<b>\$2259</b>
						5	<b>\$1411</b>	11	<b>\$2488</b>
						6	<b>\$1579</b>	12	<b>\$2817</b>
Cushion to fit atop the low storage units. Available in all Global seating fabrics.									
• Yardage required: 1.50									

**Required specifications**

Fabric



ACCESSORIES	MODEL#	DIMENSIONS	FREIGHT CLASS	WT/LBS.	CUBIC FT.	LIST PRICE
<div><p><b>Base Ganging Clip</b></p></div> <div><p><b>Flush Plate</b></p></div> <div><p><b>Magnetic Whiteboard</b></p></div> <div><p><b>Pencil Tray</b></p></div>	D x W x H					
	SKSAGC	0.1 x 5 x 2.5	70	0.22	0.01	\$32
	Base ganging clip to be used between two storage units with separate metal bases. Recommended to create a tight connection between storage (not required).					
	SKWSFP	0.1 x 5 x 2.5	60	10	0.03	\$23
	Flush plate required between mixed height storage units that share the same metal undercarriage. Kit includes two plates. Black finish only.					
	SKSADW	0.1 x 5 x 2.5	70	1.70	0.20	\$607
	Magnetic door whiteboard can be attached to any 18" wide storage unit. White magnetic whiteboard attaches to the metal backing. Black finish metal backing only. Hardware included. Will only fit on tower taller than 60" high.					
	SKSDPT	5.5 x 12.75 x 1	70	1	0.04	\$15
	For use in box drawers, field installed.					