



Sturdy and economically priced, Global's Anywhere Table Collection is ideal for boardrooms, meeting spaces and cafeterias.

Table tops are offered in seven shapes - round, square, rectangular, boat, racetrack, rectangular with bow ends, and wedge - and a variety of bases (including metal options, laminate drum base, arch base or slab base). Add to this an impressive variety of laminate finishes that can be mixed and matched and you'll find Global can satisfy any and every business need.

From cafeterias to large boardrooms, from traditional to contemporary, Global's range of table components, shapes, sizes and colors will enhance any office décor.

#### **Features and Benefits**

- Tables 96" wide or less are standard with one-piece tops.
- Tables 120" and 144" wide are standard with two-piece tops.
- Tops are available in 1" thick thermally fused laminate, or 1-1/16" and 1-1/2" thick high pressure laminate.
- All tops are edged with 2mm thick matching or complementary finish edgeband.
- Square, rectangular and wedge shaped tops are standard with 90° corners. Optional with 2" corner radius corners.

**GENERAL INFORMATION**

- Practical and economical table solutions for cafeteria, meeting spaces and more.
- Tops are available in 1" thick thermally fused laminate, 1-1/16" high pressure laminate or 1-1/2" thick high pressure laminate.
- Multiple base styles available including metal options, and laminate drum base, arch base or slab base.
- Tables up to 96" wide are standard with one-piece tops; 120" and 144" wide are standard with two-piece tops.
- Variety of top shapes: round, square, rectangular, boat, racetrack, rectangular with bow ends, and wedge.
- All tops are edged with 2mm thick matching or complementary finish edgeband.
- Integrated power distribution solutions available, specified separately.
- For environmental certifications, please visit [globalfurnituregroup.com](http://globalfurnituregroup.com)

**CONSTRUCTION**

- 1" thick tops are made of 45 lb. density particle board covered on both sides with high performance, thermally fused laminate with 2mm thick edgeband.
- Tops are optional in high pressure laminate in 1-1/16" thick or 1.5" thick material. Products specified in high pressure laminate are finished on the underside of the surface with a kraft paper backing.
- Square, rectangular and wedge shaped tops are standard with 90° corner radius. Optional 2" corner radius available. Specify option **(2R)**. Refer to model for upcharge.

**BASES**

- Drum bases are high pressure laminate over a sonotube inner wall, capped top and bottom with particle board supports. 1.5" diameter glides offer 0.5" of leveling adjustment. No additional counterweight required.
- Laminate slab bases are 1" thick thermally fused laminate, 0.75" diameter glides offer 0.5" of leveling adjustment
- Laminate arch bases for 36"D tops are 4-3/8" thick; for 48"D tops are 5" thick overall. Interior frame is covered in masonite and HPL on curved side; flat side is thermally fused laminate. 1.5" dia. glides offer 0.5" of leveling adjustment.
- Two 5.5"H support panels run between each slab or arch base component creating a concealed cavity for cable management.
- Tapered blade base (two and four feet style) consists of 2" diameter column, 16 GA with 11"x11" 12 GA mounting plate.
- Tubular base consists of 2" dia round tube, 16 GA with 11"x11" 12 GA mounting plate.

**LAMINATE AND EDGE BAND FINISHES**

<b>ACJ</b> Absolute Acajou	<b>FCL</b> First Class
<b>ASN</b> Asian Night	<b>NBL</b> Noce Biondo
<b>AWC</b> Avant Cherry	<b>NGL</b> Noce Grigio
<b>AWH</b> Avant Honey	<b>NEL</b> Noce Leggero
<b>BLK</b> Black	<b>NML</b> Noce Medio
<b>BZD</b> Blizzard	<b>QTM</b> Quartered Mahogany
<b>BRC</b> Brushed Cobalt	<b>SBY</b> Sheer Beauty
<b>CMB</b> Clear Maple	<b>SOG</b> Storm Grey
<b>CGY</b> Custom Grey	<b>SDT</b> Stonedust
<b>DES</b> Dark Espresso	<b>WHE</b> Walnut Heights
<b>DWT</b> Designer White	<b>WHC</b> White Chocolate
<b>FAS</b> Fashionista	<b>WCR</b> Winter Cherry

- Select material type:
  - **1TF** for product with 1" thick thermally fused laminate top
  - **1HP** for product with 1-1/16" thick high pressure laminate top, upcharge applies
  - **2HP** for product with 1.5" thick high pressure laminate top, upcharge applies
- The above laminate finishes are also available in **high pressure laminate** tops in 1-1/16" or 1.5" thick material. Upcharge applies.
- 2mm thick edge band, finish specified separately from top surface in contrasting or matching finish.
- Laminate base finish to be specified separately in contrasting or matching finish

**METAL BASE FINISHES**

- Available for TRD4TSxx, TSQ4TSxx, TRD4RSxx, TSQ4RSxx, TRD4Txx, TSQ4Txx and TRT2Txxxx, TRB2Txxxx, TBT2Txxxx, TRC2Txxxx, TWG2Txxxx tables.

**Paint finishes**

<b>TBL</b> Black	<b>TIN</b> Ink
<b>TBZ</b> Buzz Blue	<b>TKA</b> Kalua
<b>TCC</b> Cactus	<b>TLA</b> Latte
<b>TCR</b> Carrot	<b>TMO</b> Mocha
<b>TIV</b> Cloud	<b>TNE</b> Nevada
<b>TDW</b> Designer White	<b>TSN</b> Sand
<b>TDJ</b> Dijon	<b>TSR</b> Scarlet
<b>TEG</b> Eggplant	<b>TSH</b> Shadow
<b>TFO</b> Fog	<b>TOA</b> Toast
<b>TFR</b> Frost	<b>TTU</b> Tungsten

**Plated finishes** - upcharge applies (see chart below)


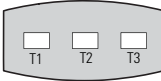
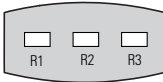

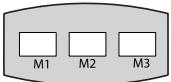

<b>BCH</b> Brushed Chrome
<b>CHM</b> Polished Chrome

PLATED FINISH UPCHARGES	CHM	BCH
<b>4-prong single tapered base or round tubular:</b>		
T__4TS_	<b>\$28</b>	<b>\$84</b>
T__4RS_	<b>\$28</b>	<b>\$84</b>
<b>Trumpet base:</b>		
TRDTT_	<b>\$39</b>	<b>\$95</b>
TSQTT_	<b>\$39</b>	<b>\$95</b>
<b>2-prong tapered base:</b>		
T__2T7236	<b>\$56</b>	<b>\$167</b>
T__2T9636	<b>\$56</b>	<b>\$167</b>
T__2T9648	<b>\$56</b>	<b>\$167</b>
T__2T12036	<b>\$84</b>	<b>\$250</b>
T__2T12048	<b>\$84</b>	<b>\$250</b>
T__2T14448	<b>\$84</b>	<b>\$250</b>

## GROMMETS AND CUT-OUTS FOR POWER BLOCKS

- Power blocks can be specified separately to deliver power and data to the table surface.
  - Not all cut-out/power block locations are available on all table sizes due to base positioning. Please refer to the table on the right.
  - To purchase a power block, you must specify the power block cut-out location when ordering the top and order the power block separately.
  - Standard cut-out options are centerline on the table horizontally; position 1 (left), position 2 (center) or position 3 (right).  
Order as **AG1, E1, M1, R1, T1, V1**, etc. **Add \$96** for each cut-out.
  - Multiple cut-outs may be ordered and multiple power blocks may be accommodated.
  - Select power block option from Productivity Solutions, beginning on page page 478.
  - Cut-outs may be placed in non-standard locations.  
Order as **AGS, ES, MS, RS, TS**, or **VS** - **Add \$96**.
- A drawing must be supplied with vertical and horizontal dimensions to the center of the cut-out. Please refer to the CUSTOM GROMMET LOCATION FORM in the back reference section.

## POWER BLOCK OPTIONS AND CUT-OUT LOCATIONS

PMSPPDM		PRTMCD602B PRTMCD602T PRTMCD602W PRTMCD622B PRTMCD622T PRTMCD622W PRTMCD642B PRTMCD642T PRTMCD642W	
PRTMCS401B PRTMCS401T PRTMCS401W PRTMCS421B PRTMCS421T PRTMCS421W			
VILLA			
OASIS MINI A			
OASIS MINI B			

## SPECIFICATIONS

- Specifications marked with an \* are applicable to only those products which have the \* symbol beside the product name.

## SHIPPING

- Shipped easy to assemble.

## CUT-OUT OPTIONS

Model #	Position 1	Position 2	Position 3	Custom
<b>tables with one centered metal base</b>				
TRD4TS_	N/A	N/A	N/A	N/A
TSQ4TS_	N/A	N/A	N/A	N/A
TRD4RS_	N/A	N/A	N/A	N/A
TSQ4RS_	N/A	N/A	N/A	N/A
TRDTT_	N/A	N/A	N/A	N/A
TSQTT_	N/A	N/A	N/A	N/A
TRDXB_	N/A	N/A	N/A	N/A
TSQXB_	N/A	N/A	N/A	N/A
	<i>add 1 to code (e.g. E1)</i>	<i>add 2 to code (e.g. E2)</i>	<i>add 3 to code (e.g. E3)</i>	
<b>drum base tables</b>				
T__DM7236	AG, E, R, T, V	N/A	AG, E, R, T, V	AGS
T__DM9636	AG, E, R, T, V	AG, E, M, R, T, V	AG, E, R, T, V	AGS
T__DM9648	AG, E, M, R, T, V	N/A	AG, E, M, R, T, V	AGS
T__DM12036	AG, E, R, T, V	AG, E, R, T, V	AG, E, R, T, V	AGS
T__DM12048	AG, E, M, R, T, V	AG, E, M, R, T, V	AG, E, M, R, T, V	AGS
T__DM14448	AG, E, M, R, T, V	AG, E, M, R, T, V	AG, E, M, R, T, V	AGS
<b>slab base tables</b>				
T__LS7236	AG, E, R, T, V	N/A	AG, E, R, T, V	AGS
T__LS9636	AG, E, R, T, V	AG, E, M, R, T, V	AG, E, R, T, V	AGS
T__LS9648	AG, E, M, R, T, V	N/A	AG, E, M, R, T, V	AGS
T__LS12036	AG, E, R, T, V	AG, E, R, T, V	AG, E, R, T, V	AGS
T__LS12048	AG, E, M, R, T, V	AG, E, M, R, T, V	AG, E, M, R, T, V	AGS
T__LS14448	AG, E, M, R, T, V	AG, E, M, R, T, V	AG, E, M, R, T, V	AGS
<b>arch base tables</b>				
T__AH7236	AG, E, R, T, V	N/A	AG, E, R, T, V	AGS
T__AH9636	AG, E, R, T, V	AG, E, M, R, T, V	AG, E, R, T, V	AGS
T__AH9648	AG, E, M, R, T, V	N/A	AG, E, M, R, T, V	AGS
T__AH12036	AG, E, R, T, V	AG, E, R, T, V	AG, E, R, T, V	AGS
T__AH12048	AG, E, M, R, T, V	AG, E, M, R, T, V	AG, E, M, R, T, V	AGS
T__AH14448	AG, E, M, R, T, V	AG, E, M, R, T, V	AG, E, M, R, T, V	AGS
<b>tables with 2 or 3 tapered blade bases</b>				
T__2T7236	N/A	AG, E, R, T	N/A	AGS
T__2T9636	AG, E, M, R, T, V	AG, E, M, R, T, V	AG, E, M, R, T, V	AGS
T__2T9648	AG, E, M, R, T, V	AG, E, M, R, T, V	AG, E, M, R, T, V	AGS
T__2T12036	AG, E, M, R, T, V	N/A	AG, E, M, R, T, V	AGS
T__2T12048	AG, E, M, R, T, V	N/A	AG, E, M, R, T, V	AGS
T__2T14448	AG, E, M, R, T, V	N/A	AG, E, M, R, T, V	AGS

## BASE SIZE CHARTS (table width is nominal)

### Round or Square Tops:

Top	Slab	Drum	Arch	Cross	4-Prong Tapered	Trumpet	Tube
24"	N/A	N/A	N/A	N/A	N/A	24"	N/A
30"	N/A	N/A	N/A	N/A	28"	24"	26"
36"	N/A	N/A	N/A	N/A	32"	24"*	30"
42"	N/A	N/A	N/A	30"	32"	N/A	N/A
48"	N/A	N/A	N/A	30"	N/A	N/A	N/A
60"	N/A	N/A	N/A	36"	N/A	N/A	N/A

\*36" square top with trumpet base not available.

### Rectangular, Rectangular with Bow Ends, Boat, Racetrack or Wedge Tops:

Top	Slab	Drum	Arch	Cross	2-Prong Tapered	Trumpet
36" x 72"	24"	18"	24"	n/a	32"	n/a
36" x 96"	24"	18"	24"	n/a	32"	n/a
48" x 96"	28"	18"	28"	n/a	32"	n/a
48" x 120"	28"	24"	28"	n/a	32"	n/a
48" x 144"	28"	24"	28"	n/a	32"	n/a

## TABLE NOTES - ESTIMATED CAPACITY

- Use the following chart as a guideline to determine the size of a table and the number of chairs needed. All estimates are based on an average chair width of 23" with a 4" clearance between chairs. Adjust accordingly for a different chair size.

Top Size	NUMBER OF CHAIRS						
	Round	Square	Rectangular	Rectangular w/bow ends	Boat	Racetrack	Wedge
30" x 30"	3	3	N/A	N/A	N/A	N/A	N/A
36" x 36"	4	4	N/A	N/A	N/A	N/A	N/A
42" x 42"	4	4	N/A	N/A	N/A	N/A	N/A
48" x 48"	4	4	N/A	N/A	N/A	N/A	N/A
60" x 60"	5	6	N/A	N/A	N/A	N/A	N/A
30" x 60"	N/A	N/A	4-6	4-6	4-6	4-6	N/A
36" x 72"	N/A	N/A	4-6	4-6	4-6	4-6	4-6
36" x 96"	N/A	N/A	6-8	6-8	6-8	6-8	6-8
48" x 96"	N/A	N/A	6-8	6-8	6-8	6-8	6-8
48" x 120"	N/A	N/A	8-10	8-10	8-10	8-10	8-10
48" x 144"	N/A	N/A	10-12	10-12	10-12	10-12	10-12

# A ANYWHERE TABLE COLLECTION - NOTES

## BASE OPTIONS

### Laminate



**cross base**  
(round and square tables)



**arch base**



**drum base**



**slab base**

### Metal



**4-prong tapered base**  
(round and square tables)



**tubular base**  
(round and square tables)



**trumpet base**  
(round and square tables)



**2-prong tapered base**

## TABLE TOP STYLES



**round**



**square**



**boat**



**rectangular**



**rectangular, bow end**



**racetrack**



**wedge**

- Square, rectangular and wedge shaped tops are available with optional radiused corners. Upcharge applies.
- Edge profiles:



**1.5" HPL top (2HP)**  
**1-1/16" HPL top (1HP)**  
*(not shown)*



**1" TFL top (1TF)**



**2" radius corner (2R)**

## ROUND AND SQUARE TABLES



**Round Table, Tapered Blade Base**

MODEL#	DIMENSIONS D x W x H	FREIGHT CLASS	WT/LBS.	CUBIC FT.	1"FTOP	HP ADD.(1HP)	1.5" ADD.(2HP)	2R ADD
TRD4TS30	30 x 30 x 29	150	35.5	8.04	<b>\$486</b>	<b>\$98</b>	<b>\$118</b>	n/a
TRD4TS36	36 x 36 x 29	150	48	11.8	<b>\$571</b>	<b>\$129</b>	<b>\$155</b>	n/a
TRD4TS42	42 x 42 x 29	150	62	12.3	<b>\$665</b>	<b>\$177</b>	<b>\$212</b>	n/a

1" thick thermally fused round top with four prong metal tapered blade base. High pressure laminate tops optional in 1-1/16" and 1.5" thick. Overall height increases when HPL material selected. Overall weight increases when 1.5" thick HPL tops selected, contact Customer Care. Base available in paint or plated finishes; upcharge applies for plated finishes. Shipped easy to assemble in 2 cartons.



**Square Table, Tapered Blade Base\***

TSQ4TS30	30 x 30 x 29	150	35.5	8.1	<b>\$486</b>	<b>\$98</b>	<b>\$118</b>	<b>\$23</b>
TSQ4TS36	36 x 36 x 29	150	48	11.8	<b>\$571</b>	<b>\$129</b>	<b>\$155</b>	<b>\$30</b>
TSQ4TS42	42 x 42 x 29	150	62	12.3	<b>\$665</b>	<b>\$177</b>	<b>\$212</b>	<b>\$40</b>

1" thick thermally fused square top with four prong metal tapered blade base. Radius corners top optional, upcharge applies. High pressure laminate tops optional in 1-1/16" and 1.5" thick. Overall height increases when HPL material selected. Overall weight increases when 1.5" thick HPL tops selected, contact Customer Service. Base available in paint or plated finishes; upcharge applies for plated finishes. Shipped easy to assemble in 2 cartons.



**Round Table, Tubular Steel Base**

TRD4RS30	30 x 30 x 29	150	36	8.3	<b>\$515</b>	<b>\$98</b>	<b>\$118</b>	n/a
TRD4RS36	36 x 36 x 29	150	49	11.8	<b>\$634</b>	<b>\$129</b>	<b>\$155</b>	n/a

1" thick thermally fused round top with round tubular steel base. High pressure laminate tops optional in 1-1/16" and 1.5" thick. Overall height increases when HPL material selected. Overall weight increases when 1.5" thick HPL tops selected, contact Customer Care. Base available in paint or plated finishes; upcharge applies for plated finishes. Shipped easy to assemble in 2 cartons.



**Square Table, Tubular Steel Base\***

TSQ4RS30	30 x 30 x 29	150	36	8.3	<b>\$515</b>	<b>\$98</b>	<b>\$118</b>	<b>\$23</b>
TSQ4RS36	36 x 36 x 29	150	49	11.8	<b>\$634</b>	<b>\$129</b>	<b>\$155</b>	<b>\$30</b>

1" thick thermally fused square top with round tubular steel base. Radius corners top optional, upcharge applies. High pressure laminate tops optional in 1-1/16" and 1.5" thick. Overall height increases when HPL material selected. Overall weight increases when 1.5" thick HPL tops selected, contact Customer Service. Base available in paint or plated finishes; upcharge applies for plated finishes. Shipped easy to assemble in 2 cartons.



**Round Table, Trumpet Base**

TRDTT24	24 x 24 x 29	250	33	12.7	<b>\$755</b>	<b>\$63</b>	<b>\$76</b>	n/a
TRDTT30	30 x 30 x 29	250	42	13.1	<b>\$820</b>	<b>\$98</b>	<b>\$118</b>	n/a
TRDTT36	36 x 36 x 29	150	54	13.5	<b>\$897</b>	<b>\$129</b>	<b>\$155</b>	n/a

1" thick thermally fused round top with metal trumpet base. High pressure laminate tops optional in 1-1/16" and 1.5" thick. Overall height increases when HPL material selected. Overall weight increases when 1.5" thick HPL tops selected, contact Customer Care. Base available in paint or plated finishes; upcharge applies for plated finishes. Shipped easy to assemble in 2 cartons.

### Required Specifications

Top material/thickness  
Top finish  
Edge  
Base finish

### Optional Specifications

HP laminate  
Plated base finish  
Radius corners\*

# A ANYWHERE TABLE COLLECTION

## ROUND AND SQUARE TABLES



**Square Table, Trumpet Base\*\***

MODEL#	DIMENSIONS D x W x H	FREIGHT CLASS	WT/LBS.	CUBIC FT.	1"TOP	HP ADD.(1HP)	1.5" ADD.(2HP)	2R ADD
TSQTT24	24 x 24 x 29	250	33	12.7	<b>\$755</b>	<b>\$63</b>	<b>\$76</b>	<b>\$16</b>
TSQTT30	30 x 30 x 29	250	42	13.1	<b>\$820</b>	<b>\$98</b>	<b>\$118</b>	<b>\$23</b>

1" thick thermally fused square top with metal trumpet base. Radius corners top optional, upcharge applies. 36" Square not available. High pressure laminate tops optional in 1-1/16" and 1.5" thick. Overall height increases when HPL material selected. Overall weight increases when 1.5" thick HPL tops selected, contact Customer Service. Base available in paint or plated finishes; upcharge applies for plated finishes. Shipped easy to assemble in 2 cartons.



**Round Table, Laminate Cross Base**

TRDXB42	42 x 42 x 29.5	70	72	4	<b>\$815</b>	<b>\$177</b>	<b>\$212</b>	n/a
TRDXB48	48 x 48 x 29.5	70	91	5	<b>\$970</b>	<b>\$201</b>	<b>\$241</b>	n/a
TRDXB60	60 x 60 x 29.5	70	144	8.8	<b>\$1324</b>	<b>\$287</b>	<b>\$345</b>	n/a

1" thick thermally fused round top with laminate cross base. High pressure laminate tops optional in 1-1/16" and 1.5" thick. Overall height increases when HPL material selected. Overall weight increases when 1.5" thick HPL tops selected, contact Customer Care. Specify laminate finish for top and base separately. Shipped easy to assemble in 2 cartons.



**Square Table, Laminate Cross Base\*\***

TSQXB42	42 x 42 x 29.5	70	72	4	<b>\$815</b>	<b>\$177</b>	<b>\$212</b>	<b>\$40</b>
TSQXB48	48 x 48 x 29.5	70	91	5	<b>\$970</b>	<b>\$201</b>	<b>\$241</b>	<b>\$50</b>
TSQXB60	60 x 60 x 29.5	70	144	8.8	<b>\$1361</b>	<b>\$287</b>	<b>\$345</b>	<b>\$74</b>






1" thick thermally fused square top with laminate cross base. Radius corners top optional, upcharge applies. High pressure laminate tops optional in 1-1/16" and 1.5" thick. Overall height increases when HPL material selected. Overall weight increases when 1.5" thick HPL tops selected, contact Customer Care. Specify laminate finish for top and base separately. Shipped easy to assemble in 2 cartons.

### Required Specifications

Top material/thickness  
Top finish  
Edge  
Base finish

### Optional Specifications

HP laminate  
Plated base finish†  
Radius corners\*

	MODEL#	DIMENSIONS	FREIGHT CLASS	WT/LBS.	CUBIC FT.	1TFTOP	HP ADD(1HP)	1.5" ADD(2HP)	2R ADD
 <p><b>Rectangular Table, Drum Base*</b></p>	<b>D x W x H</b>								
	TRTDM7236	36 x 72 x 29.5	85	215	15.2	<b>\$1690</b>	<b>\$246</b>	<b>\$295</b>	<b>\$58</b>
	TRTDM9636	36 x 96 x 29.5	92.5	240	23	<b>\$1882</b>	<b>\$342</b>	<b>\$410</b>	<b>\$77</b>
	TRTDM9648	48 x 96 x 29.5	125	274	35.6	<b>\$2402</b>	<b>\$418</b>	<b>\$502</b>	<b>\$100</b>
<p>One piece 1" thick thermally fused rectangular top with two laminate drum bases. Radius corners top optional, upcharge applies. High pressure laminate tops optional in 1-1/16" and 1.5" thick. Overall height increases when HPL material selected. Overall weight increases when 1.5" thick HPL tops selected, contact Customer Care. Specify laminate finish for top and bases separately. Shipped easy to assemble in 3 cartons.</p>									
 <p><b>Rectangular Table, Drum Base*</b></p>	TRTDM12036	36 x 120 x 29.5	100	274	31.92	<b>\$2850</b>	<b>\$537</b>	<b>\$644</b>	<b>\$118</b>
	TRTDM12048	48 x 120 x 29.5	125	374	49.7	<b>\$3552</b>	<b>\$646</b>	<b>\$775</b>	<b>\$144</b>
	TRTDM14448	48 x 144 x 29.5	125	412	53.08	<b>\$3779</b>	<b>\$736</b>	<b>\$884</b>	<b>\$167</b>
	<p>Two piece 1" thick thermally fused rectangular top with three laminate drum bases. Radius corners top optional, upcharge applies. High pressure laminate tops optional in 1-1/16" and 1.5" thick. Overall height increases when HPL material selected. Overall weight increases when 1.5" thick HPL tops selected, contact Customer Care. Specify laminate finish for top and bases separately. Shipped easy to assemble in 4 cartons.</p>								
 <p><b>Rectangular Table, Drum Base Bow Ends</b></p>	TRBDM7236	36 x 72 x 29.5	92.5	240	23	<b>\$1690</b>	<b>\$246</b>	<b>\$295</b>	n/a
	TRBDM9636	36 x 96 x 29.5	85	215	15.2	<b>\$1882</b>	<b>\$342</b>	<b>\$410</b>	n/a
	TRBDM9648	48 x 96 x 29.5	125	274	35.6	<b>\$2402</b>	<b>\$418</b>	<b>\$502</b>	n/a
	<p>One piece 1" thick thermally fused rectangular top with bow ends; two laminate drum bases. High pressure laminate tops optional in 1-1/16" and 1.5" thick. Overall height increases when HPL material selected. Overall weight increases when 1.5" thick HPL tops selected, contact Customer Care. Specify laminate finish for top and bases separately. Shipped easy to assemble in 3 cartons.</p>								
 <p><b>Rectangular Table, Drum Base Bow Ends</b></p>	TRBDM12036	36 x 120 x 29.5	92.5	334	31.92	<b>\$2850</b>	<b>\$537</b>	<b>\$644</b>	n/a
	TRBDM12048	48 x 120 x 29.5	125	374	49.7	<b>\$3552</b>	<b>\$646</b>	<b>\$775</b>	n/a
	TRBDM14448	48 x 144 x 29.5	125	412	53.08	<b>\$3779</b>	<b>\$736</b>	<b>\$884</b>	n/a
	<p>Two piece 1" thick thermally fused rectangular top with bow ends; three laminate drum bases. High pressure laminate tops optional in 1-1/16" and 1.5" thick. Overall height increases when HPL material selected. Overall weight increases when 1.5" thick HPL tops selected, contact Customer Care. Specify laminate finish for top and bases separately. Shipped easy to assemble in 3 cartons.</p>								
 <p><b>Boat Shaped Table, Drum Base</b></p>	TBTDM7236	36 x 72 x 29.5	85	215	15.2	<b>\$1690</b>	<b>\$246</b>	<b>\$295</b>	n/a
	TBTDM9636	36 x 96 x 29.5	92.5	240	23	<b>\$1882</b>	<b>\$342</b>	<b>\$410</b>	n/a
	TBTDM9648	48 x 96 x 29.5	125	274	35.6	<b>\$2402</b>	<b>\$418</b>	<b>\$502</b>	n/a
	<p>One piece 1" thick thermally fused boat shaped top with two laminate drum bases. High pressure laminate tops optional in 1-1/16" and 1.5" thick. Overall height increases when HPL material selected. Overall weight increases when 1.5" thick HPL tops selected, contact Customer Care. Specify laminate finish for top and bases separately. Shipped easy to assemble in 3 cartons.</p>								

**Required Specifications**

Top material/thickness  
Top finish  
Edge  
Base finish

**Optional Specifications**

HP laminate  
Cut-out for grommet/power blocks  
Radius corners\*

**Accessories**

Power block



# A ANYWHERE TABLE COLLECTION

## TABLES W/DRUM BASE



**Boat-Shaped Table, Drum Base**

MODEL#	DIMENSIONS D x W x H	FREIGHT CLASS	WT/LBS.	CUBIC FT.	1"FTOP	HP ADD.(1HP)	1.5" ADD.(2HP)	2R ADD
TBTDM12036	36 x 120 x 29.5	92.5	334	31.92	<b>\$2850</b>	<b>\$537</b>	<b>\$644</b>	n/a
TBTDM12048	48 x 120 x 29.5	125	374	49.7	<b>\$3552</b>	<b>\$646</b>	<b>\$775</b>	n/a
TBTDM14448	48 x 144 x 29.5	125	412	53.08	<b>\$3779</b>	<b>\$736</b>	<b>\$884</b>	n/a

Two piece 1" thick thermally fused boat shaped top with three laminate drum bases. High pressure laminate tops optional in 1-1/16" and 1.5" thick. Overall height increases when HPL material selected. Overall weight increases when 1.5" thick HPL tops selected, contact Customer Care. Specify laminate finish for top and bases separately. Shipped easy to assemble in 4 cartons.



**Racetrack Table, Drum Base**

TRCDM7236	36 x 72 x 29.5	85	215	15.2	<b>\$1690</b>	<b>\$246</b>	<b>\$295</b>	n/a
TRCDM9636	36 x 96 x 29.5	92.5	240	23	<b>\$1882</b>	<b>\$342</b>	<b>\$410</b>	n/a
TRCDM9648	48 x 96 x 29.5	125	274	35.6	<b>\$2402</b>	<b>\$418</b>	<b>\$502</b>	n/a

One piece 1" thick thermally fused racetrack top with two laminate drum bases. High pressure laminate tops optional in 1-1/16" and 1.5" thick. Overall height increases when HPL material selected. Overall weight increases when 1.5" thick HPL tops selected, contact Customer Care. Specify laminate finish for top and bases separately. Shipped easy to assemble in 3 cartons.



**Racetrack Table, Drum Base**

TRCDM12036	36 x 120 x 29.5	92.5	334	31.92	<b>\$2850</b>	<b>\$537</b>	<b>\$644</b>	n/a
TRCDM12048	48 x 120 x 29.5	125	374	49.7	<b>\$3552</b>	<b>\$646</b>	<b>\$775</b>	n/a
TRCDM14448	48 x 144 x 29.5	125	412	53.08	<b>\$3779</b>	<b>\$736</b>	<b>\$884</b>	n/a

Two piece 1" thick thermally fused racetrack top with three laminate drum bases. High pressure laminate tops optional in 1-1/16" and 1.5" thick. Overall height increases when HPL material selected. Overall weight increases when 1.5" thick HPL tops selected, contact Customer Care. Specify laminate finish for top and bases separately. Shipped easy to assemble in 4 cartons.



**Wedge Table, Drum Base\***

TWGDM7236	48-36 x 72 x 29.5	85	215	15.2	<b>\$1690</b>	<b>\$246</b>	<b>\$295</b>	<b>\$58</b>
TWGDM9636	48-36 x 96 x 29.5	92.5	240	23	<b>\$1882</b>	<b>\$342</b>	<b>\$410</b>	<b>\$77</b>
TWGDM9648	60-48 x 96 x 29.5	125	274	35.6	<b>\$2402</b>	<b>\$418</b>	<b>\$502</b>	<b>\$100</b>

One piece 1" thick thermally fused wedge top with two laminate drum bases. Radius corners top optional, upcharge applies. High pressure laminate tops optional in 1-1/16" and 1.5" thick. Overall height increases when HPL material selected. Overall weight increases when 1.5" thick HPL tops selected, contact Customer Care. Specify laminate finish for top and bases separately. Shipped easy to assemble in 3 cartons.



**Wedge Table, Drum Base\***

TWGDM12048	60-48 x 120 x 29.5	125	374	49.7	<b>\$3552</b>	<b>\$646</b>	<b>\$775</b>	<b>\$144</b>
TWGDM14448	60-48 x 144 x 29.5	125	412	53.08	<b>\$3779</b>	<b>\$736</b>	<b>\$884</b>	<b>\$167</b>

Two piece 1" thick thermally fused wedge top with three laminate drum bases. Radius corners top optional, upcharge applies. High pressure laminate tops optional in 1-1/16" and 1.5" thick. Overall height increases when HPL material selected. Overall weight increases when 1.5" thick HPL tops selected, contact Customer Care. Specify laminate finish for top and bases separately. Shipped easy to assemble in 4 cartons.

### Required Specifications






Top material/thickness  
Top finish  
Edge  
Base finish

### Optional Specifications

HP laminate  
Cut-out for grommet/power blocks  
Radius corners\*

### Accessories

Power block

TABLES W/SLAB BASE	MODEL#	DIMENSIONS	FREIGHT CLASS	WT/LBS.	CUBIC FT.	1"FTOP	HP ADD.(1HP)	1.5" ADD.(2HP)	2R CORNER	
 <p><b>Rectangular Table, Slab Base*</b></p>	<b>D x W x H</b>									
	TRTLS7236	36 x 72 x 29.5	65	137	5.99	<b>\$1086</b>	<b>\$246</b>	<b>\$295</b>	<b>\$58</b>	
	TRTLS9636	36 x 96 x 29.5	85	189.5	14.07	<b>\$1343</b>	<b>\$342</b>	<b>\$410</b>	<b>\$77</b>	
	TRTLS9648	48 x 96 x 29.5	85	237	17.54	<b>\$1617</b>	<b>\$418</b>	<b>\$502</b>	<b>\$100</b>	
<p>One piece 1" thick thermally fused rectangular top with laminate slab bases. Radius corners top optional, upcharge applies. High pressure laminate tops optional in 1-1/16" and 1.5" thick. Overall height increases when HPL material selected. Overall weight increases when 1.5" thick HPL tops selected, contact Customer Care. 5.5"H runners between base components, creating a concealed cavity for power modules. Specify laminate finish for top and bases separately. Shipped easy to assemble in 3 cartons.</p>										
 <p><b>Rectangular Table, Slab Base*</b></p>	TRTLS12036	36 x 120 x 29.5	85	259	19.94	<b>\$2035</b>	<b>\$537</b>	<b>\$644</b>	<b>\$118</b>	
	TRTLS12048	48 x 120 x 29.5	85	319	23.74	<b>\$2366</b>	<b>\$646</b>	<b>\$775</b>	<b>\$144</b>	
	TRTLS14448	48 x 144 x 29.5	85	365	27.63	<b>\$2660</b>	<b>\$736</b>	<b>\$884</b>	<b>\$167</b>	
<p>Two piece 1" thick thermally fused rectangular top with laminate slab bases. Radius corners top optional, upcharge applies. High pressure laminate tops optional in 1-1/16" and 1.5" thick. Overall height increases when HPL material selected. Overall weight increases when 1.5" thick HPL tops selected, contact Customer Care. 5.5"H runners between base components, creating a concealed cavity for power modules. Specify laminate finish for top and bases separately. Shipped easy to assemble in 4 cartons.</p>										
 <p><b>Rectangular Table, Slab Base Bow Ends</b></p>	TRBLS7236	36 x 72 x 29.5	65	137	5.99	<b>\$1086</b>	<b>\$246</b>	<b>\$295</b>	n/a	
	TRBLS9636	36 x 96 x 29.5	85	189.5	14.07	<b>\$1343</b>	<b>\$342</b>	<b>\$410</b>	n/a	
	TRBLS9648	48 x 96 x 29.5	85	237	17.54	<b>\$1617</b>	<b>\$418</b>	<b>\$502</b>	n/a	
<p>One piece 1" thick thermally fused rectangular top with bow ends; laminate slab bases. High pressure laminate tops optional in 1-1/16" and 1.5" thick. Overall height increases when HPL material selected. Overall weight increases when 1.5" thick HPL tops selected, contact Customer Care. 5.5"H runners between base components, creating a concealed cavity for power modules. Specify laminate finish for top and bases separately. Shipped easy to assemble in 3 cartons.</p>										
 <p><b>Rectangular Table, Slab Base Bow Ends</b></p>	TRBLS12036	36 x 120 x 29.5	85	259	19.94	<b>\$2035</b>	<b>\$537</b>	<b>\$644</b>	n/a	
	TRBLS12048	48 x 120 x 29.5	85	319	23.74	<b>\$2366</b>	<b>\$646</b>	<b>\$775</b>	n/a	
	TRBLS14448	48 x 144 x 29.5	85	365	27.63	<b>\$2660</b>	<b>\$736</b>	<b>\$884</b>	n/a	
<p>Two piece 1" thick thermally fused rectangular top with bow ends; laminate slab bases. High pressure laminate tops optional in 1-1/16" and 1.5" thick. Overall height increases when HPL material selected. Overall weight increases when 1.5" thick HPL tops selected, contact Customer Care. 5.5"H runners between base components, creating a concealed cavity for power modules. Specify laminate finish for top and bases separately. Shipped easy to assemble in 3 cartons.</p>										
 <p><b>Boat Shaped Table, Slab Base</b></p>	TBTLS7236	36 x 72 x 29.5	65	137	5.99	<b>\$1086</b>	<b>\$246</b>	<b>\$295</b>	n/a	
	TBTLS9636	36 x 96 x 29.5	85	189.5	14.07	<b>\$1343</b>	<b>\$342</b>	<b>\$410</b>	n/a	
	TBTLS9648	48 x 96 x 29.5	85	237	17.54	<b>\$1617</b>	<b>\$418</b>	<b>\$502</b>	n/a	
<p>One piece 1" thick thermally fused boat shaped top with laminate slab bases. High pressure laminate tops optional in 1-1/16" and 1.5" thick. Overall height increases when HPL material selected. Overall weight increases when 1.5" thick HPL tops selected, contact Customer Care. 5.5"H runners between base components, creating a concealed cavity for power modules. Specify laminate finish for top and bases separately. Shipped easy to assemble in 3 cartons.</p>										

**Required Specifications**

Top material/thickness  
Top finish  
Edge  
Base finish

**Optional Specifications**

HP laminate  
Cut-out for grommet/power blocks  
Radius corners\*

**Accessories**

Power block

# A ANYWHERE TABLE COLLECTION

## TABLES W/SLAB BASE



**Boat-Shaped Table, Slab Base**

MODEL#	DIMENSIONS D x W x H	FREIGHT CLASS	WT/LBS.	CUBIC FT.	1"FTOP	HP ADD.(1HP)	1.5" ADD.(2HP)	2R ADD
TBTLS12036	36 x 120 x 29.5	85	259	19.94	<b>\$2035</b>	<b>\$537</b>	<b>\$644</b>	n/a
TBTLS12048	48 x 120 x 29.5	85	319	23.74	<b>\$2366</b>	<b>\$646</b>	<b>\$775</b>	n/a
TBTLS14448	48 x 144 x 29.5	85	365	27.63	<b>\$2660</b>	<b>\$736</b>	<b>\$884</b>	n/a

Two piece 1" thick thermally fused boat shaped top with laminate slab bases. High pressure laminate tops optional in 1-1/16" and 1.5" thick. Overall height increases when HPL material selected. Overall weight increases when 1.5" thick HPL tops selected, contact Customer Care. 5.5"H runners between base components, creating a concealed cavity for power modules. Specify laminate finish for top and bases separately. Shipped easy to assemble in 3 cartons.



**Racetrack Table, Slab Base**

TRCLS7236	36 x 72 x 29.5	65	137	5.99	<b>\$1086</b>	<b>\$246</b>	<b>\$295</b>	n/a
TRCLS9636	36 x 96 x 29.5	85	189.5	14.07	<b>\$1343</b>	<b>\$342</b>	<b>\$410</b>	n/a
TRCLS9648	48 x 96 x 29.5	85	237	17.54	<b>\$1617</b>	<b>\$418</b>	<b>\$502</b>	n/a

One piece 1" thick thermally fused racetrack top with laminate slab bases. High pressure laminate tops optional in 1-1/16" and 1.5" thick. Overall height increases when HPL material selected. Overall weight increases when 1.5" thick HPL tops selected, contact Customer Care. 5.5"H runners between base components, creating a concealed cavity for power modules. Specify laminate finish for top and bases separately. Shipped easy to assemble in 3 cartons.



**Racetrack Table, Slab Base**

TRCLS12036	36 x 120 x 29.5	85	259	19.94	<b>\$2035</b>	<b>\$537</b>	<b>\$644</b>	n/a
TRCLS12048	48 x 120 x 29.5	85	319	23.74	<b>\$2366</b>	<b>\$646</b>	<b>\$775</b>	n/a
TRCLS14448	48 x 144 x 29.5	85	365	27.63	<b>\$2660</b>	<b>\$736</b>	<b>\$884</b>	n/a

Two piece 1" thick thermally fused racetrack top with laminate slab bases. High pressure laminate tops optional in 1-1/16" and 1.5" thick. Overall height increases when HPL material selected. Overall weight increases when 1.5" thick HPL tops selected, contact Customer Care. 5.5"H runners between base components, creating a concealed cavity for power modules. Specify laminate finish for top and bases separately. Shipped easy to assemble in 3 cartons.



**Wedge Table, Slab Base\***

TWGLS7236	48-36 x 72 x 29.5	65	137	5.99	<b>\$1086</b>	<b>\$246</b>	<b>\$295</b>	<b>\$58</b>
TWGLS9636	48-36 x 96 x 29.5	85	189.5	14.07	<b>\$1343</b>	<b>\$342</b>	<b>\$410</b>	<b>\$77</b>
TWGLS9648	60-48 x 96 x 29.5	85	237	17.54	<b>\$1617</b>	<b>\$418</b>	<b>\$502</b>	<b>\$100</b>

One piece 1" thick thermally fused wedge top with laminate slab bases. Radius corners top optional, upcharge applies. High pressure laminate tops optional in 1-1/16" and 1.5" thick. Overall height increases when HPL material selected. Overall weight increases when 1.5" thick HPL tops selected, contact Customer Care. 5.5"H runners between base components, creating a concealed cavity for power modules. Specify laminate finish for top and bases separately. Shipped easy to assemble in 3 cartons.



**Wedge Table, Slab Base\***

TWGLS12048	60-48 x 120 x 29.5	85	365	27.63	<b>\$2366</b>	<b>\$646</b>	<b>\$775</b>	<b>\$144</b>
TWGLS14448	60-48 x 144 x 29.5	85	365	27.63	<b>\$2660</b>	<b>\$736</b>	<b>\$884</b>	<b>\$167</b>

Two piece 1" thick thermally fused wedge top with laminate slab bases. Radius corners top optional, upcharge applies. High pressure laminate tops optional in 1-1/16" and 1.5" thick. Overall height increases when HPL material selected. Overall weight increases when 1.5" thick HPL tops selected, contact Customer Care. 5.5"H runners between base components, creating a concealed cavity for power modules. Specify laminate finish for top and bases separately. Shipped easy to assemble in 3 cartons.

### Required Specifications

Top material/thickness  
Top finish  
Edge  
Base finish

### Optional Specifications

HP laminate  
Cut-out for grommet/power blocks  
Radius corners\*

### Accessories

Power block

**TABLES W/ARCH BASE**      **MODEL#**      **DIMENSIONS**      **FREIGHT CLASS**      **WT/LBS.**      **CUBIC FT.**      **1"FTOP**      **HP ADD(1HP)**      **1.5" ADD(2HP)**      **2R ADD**



**Rectangular Table, Arch Base Bow Ends**

	<b>D x W x H</b>								
TRBAH7236	36 x 72 x 29.5	70	157	8.56	<b>\$1498</b>	<b>\$246</b>	<b>\$295</b>	n/a	
TRBAH9636	36 x 96 x 29.5	85	209.5	16.65	<b>\$1756</b>	<b>\$342</b>	<b>\$410</b>	n/a	
TRBAH9648	48 x 96 x 29.5	85	257	21.14	<b>\$2168</b>	<b>\$418</b>	<b>\$502</b>	n/a	

One piece 1" thick thermally fused rectangular top with bow ends; laminate arch bases. High pressure laminate tops optional in 1-1/16" and 1.5" thick. Overall height increases when HPL material selected. Overall weight increases when 1.5" thick HPL tops selected, contact Customer Care. 5.5"H runners between base components, creating a concealed cavity for power modules. Specify laminate finish for top and bases separately. Shipped easy to assemble in 3 cartons.



**Rectangular Table, Arch Base Bow Ends**

TRBAH12036	36 x 120 x 29.5	85	278	20.66	<b>\$2433</b>	<b>\$537</b>	<b>\$644</b>	n/a
TRBAH12048	48 x 120 x 29.5	85	329	25.93	<b>\$2902</b>	<b>\$646</b>	<b>\$775</b>	n/a
TRBAH14448	48 x 144 x 29.5	85	375	29.82	<b>\$3197</b>	<b>\$736</b>	<b>\$884</b>	n/a

Two piece 1" thick thermally fused rectangular top with bow ends; laminate arch bases. High pressure laminate tops optional in 1-1/16" and 1.5" thick. Overall height increases when HPL material selected. Overall weight increases when 1.5" thick HPL tops selected, contact Customer Care. 5.5"H runners between base components, creating a concealed cavity for power modules. Specify laminate finish for top and bases separately. Shipped easy to assemble in 3 cartons.



**Boat Shaped Table, Arch Base**

TBTAH7236	36 x 72 x 29.5	70	157	8.56	<b>\$1498</b>	<b>\$246</b>	<b>\$295</b>	n/a
TBTAH9636	36 x 96 x 29.5	85	209.5	16.65	<b>\$1756</b>	<b>\$342</b>	<b>\$410</b>	n/a
TBTAH9648	48 x 96 x 29.5	85	257	21.14	<b>\$2168</b>	<b>\$418</b>	<b>\$502</b>	n/a

One piece 1" thick thermally fused boat shaped top with laminate arch bases. High pressure laminate tops optional in 1-1/16" and 1.5" thick. Overall height increases when HPL material selected. Overall weight increases when 1.5" thick HPL tops selected, contact Customer Care. 5.5"H runners between base components, creating a concealed cavity for power modules. Specify laminate finish for top and bases separately. Shipped easy to assemble in 3 cartons.



**Boat-Shaped Table, Arch Base**

TBTAH12036	36 x 120 x 29.5	85	278	20.66	<b>\$2433</b>	<b>\$537</b>	<b>\$644</b>	n/a
TBTAH12048	48 x 120 x 29.5	85	329	25.93	<b>\$2902</b>	<b>\$646</b>	<b>\$775</b>	n/a
TBTAH14448	48 x 144 x 29.5	85	375	29.82	<b>\$3197</b>	<b>\$736</b>	<b>\$884</b>	n/a

Two piece 1" thick thermally fused boat shaped top with laminate arch bases. High pressure laminate tops optional in 1-1/16" and 1.5" thick. Overall height increases when HPL material selected. Overall weight increases when 1.5" thick HPL tops selected, contact Customer Care. 5.5"H runners between base components, creating a concealed cavity for power modules. Specify laminate finish for top and bases separately. Shipped easy to assemble in 3 cartons.

**Required Specifications**

Top material/thickness  
Top finish  
Edge  
Base finish

**Optional Specifications**

HP laminate  
Cut-out for grommet/power blocks

**Accessories**

Power block

# A ANYWHERE TABLE COLLECTION

## TABLES W/TAPERED BLADE BASE

### TAPERED BLADE BASE NOTES:

- Tables with 2 bases: foot is a slight V

D x W x H

- Tables with 3 bases: middle base is straight

## TABLES W/TAPERED BLADE BASE

MODEL# DIMENSIONS FREIGHT CLASS WT/LBS. CUBIC FT. 1"FTOP HP ADD (1HP) 1.5" ADD (2HP) 2R CORNER

D x W x H

TRT2T7236	36 x 72 x 28.75	92.5	103	10.18	<b>\$1258</b>	<b>\$246</b>	<b>\$295</b>	<b>\$60</b>
TRT2T9636	36 x 96 x 28.75	100	148.5	17.96	<b>\$1451</b>	<b>\$342</b>	<b>\$410</b>	<b>\$80</b>
TRT2T9648	48 x 96 x 28.75	100	187	21.05	<b>\$1681</b>	<b>\$418</b>	<b>\$502</b>	<b>\$103</b>



Rectangular Table, Tapered Blade Base\*

One piece 1" thick thermally fused rectangular top with (2) two-prong metal tapered blade bases. Radius corners top optional, upcharge applies. High pressure laminate tops optional in 1-1/16" and 1.5" thick. Overall height increases when HPL material selected. Overall weight increases when 1.5" thick HPL tops selected, contact Customer Care. Base available in paint or plated finishes; upcharge applies for plated finishes. Shipped easy to assemble in 3 cartons.



Rectangular Table, Tapered Blade Base\*

TRT2T12036	36 x 120 x 28.75	100	192	22.93	<b>\$2186</b>	<b>\$537</b>	<b>\$644</b>	<b>\$122</b>
TRT2T12048	48 x 120 x 28.75	100	240	26.74	<b>\$2452</b>	<b>\$646</b>	<b>\$775</b>	<b>\$149</b>
TRT2T14448	48 x 144 x 28.75	100	280	30.12	<b>\$2680</b>	<b>\$736</b>	<b>\$884</b>	<b>\$171</b>

Two piece 1" thick thermally fused rectangular top with (3) two-prong metal tapered blade bases. Radius corners top optional, upcharge applies. High pressure laminate tops optional in 1-1/16" and 1.5" thick. Overall height increases when HPL material selected. Overall weight increases when 1.5" thick HPL tops selected, contact Customer Care. Base available in paint or plated finishes; upcharge applies for plated finishes. Shipped easy to assemble in 3 cartons.



Rectangular Table, Tapered Blade Base Bow Ends

TRB2T7236	36 x 72 x 28.75	92.5	103	10.18	<b>\$1258</b>	<b>\$246</b>	<b>\$295</b>	n/a
TRB2T9636	36 x 96 x 28.75	100	148.5	17.96	<b>\$1451</b>	<b>\$342</b>	<b>\$410</b>	n/a
TRB2T9648	48 x 96 x 28.75	100	187	21.05	<b>\$1681</b>	<b>\$418</b>	<b>\$502</b>	n/a

One piece 1" thick thermally fused rectangular top with bow ends; (2) two-prong metal tapered blade bases. High pressure laminate tops optional in 1-1/16" and 1.5" thick. Overall height increases when HPL material selected. Overall weight increases when 1.5" thick HPL tops selected, contact Customer Care. Base available in paint or plated finishes; upcharge applies for plated finishes. Shipped easy to assemble in 3 cartons.



Rectangular Table, Tapered Blade Base Bow Ends

TRB2T12036	36 x 120 x 29.5	100	192	22.93	<b>\$2186</b>	<b>\$537</b>	<b>\$644</b>	n/a
TRB2T12048	48 x 120 x 29.5	100	240	26.74	<b>\$2452</b>	<b>\$646</b>	<b>\$775</b>	n/a
TRB2T14448	48 x 144 x 29.5	100	280	30.12	<b>\$2680</b>	<b>\$736</b>	<b>\$884</b>	n/a

Two piece 1" thick thermally fused rectangular top with bow ends; (3) two-prong metal tapered blade bases. High pressure laminate tops optional in 1-1/16" and 1.5" thick. Overall height increases when HPL material selected. Overall weight increases when 1.5" thick HPL tops selected, contact Customer Care. Base available in paint or plated finishes; upcharge applies for plated finishes. Shipped easy to assemble in 3 cartons.



Boat Shaped Table, Tapered Blade Base

TBT2T7236	36 x 72 x 28.75	92.5	103	10.18	<b>\$1258</b>	<b>\$246</b>	<b>\$295</b>	n/a
TBT2T9636	36 x 96 x 28.75	100	148.5	17.96	<b>\$1451</b>	<b>\$342</b>	<b>\$410</b>	n/a
TBT2T9648	48 x 96 x 28.75	100	187	21.05	<b>\$1681</b>	<b>\$418</b>	<b>\$502</b>	n/a

One piece 1" thick thermally fused boat shaped top with (2) two-prong metal tapered blade bases. High pressure laminate tops optional in 1-1/16" and 1.5" thick. Overall height increases when HPL material selected. Overall weight increases when 1.5" thick HPL tops selected, contact Customer Care. Base available in paint or plated finishes; upcharge applies for plated finishes. Shipped easy to assemble in 3 cartons.

### Required Specifications

Top material/thickness  
Top finish  
Edge  
Base finish

### Optional Specifications

HP laminate  
Plated base finish  
Cut-out for grommet/power blocks  
Radius corners\*

### Accessories

Power block



## TABLES W/TAPERED BLADE BASE

MODEL#	DIMENSIONS	FREIGHT CLASS	WT/LBS.	CUBIC FT.	1"TOP	HP ADD.(1HP)	1.5" ADD.(2HP)	2R CORNER
--------	------------	---------------	---------	-----------	-------	--------------	----------------	-----------

### D x W x H

TBT2T12036	36 x 120 x 28.75	100	192	22.93	<b>\$2186</b>	<b>\$537</b>	<b>\$644</b>	n/a
TBT2T12048	48 x 120 x 28.75	100	240	26.74	<b>\$2452</b>	<b>\$646</b>	<b>\$775</b>	n/a
TBT2T14448	48 x 144 x 28.75	100	280	30.12	<b>\$2680</b>	<b>\$736</b>	<b>\$884</b>	n/a



**Boat Shaped Table, Tapered Blade Base**

Two piece 1" thick thermally fused boat shaped top with (3) two-prong metal tapered blade bases. High pressure laminate tops optional in 1-1/16" and 1.5" thick. Overall height increases when HPL material selected. Overall weight increases when 1.5" thick HPL tops selected, contact Customer Care. Base available in paint or plated finishes; upcharge applies for plated finishes. Shipped easy to assemble in 3 cartons.



**Racetrack Table, Tapered Blade Base**

TRC2T7236	36 x 72 x 28.75	92.5	103	10.18	<b>\$1258</b>	<b>\$246</b>	<b>\$295</b>	n/a
TRC2T9636	36 x 96 x 28.75	100	148.5	17.96	<b>\$1451</b>	<b>\$342</b>	<b>\$410</b>	n/a
TRC2T9648	48 x 96 x 28.75	100	187	21.05	<b>\$1681</b>	<b>\$418</b>	<b>\$502</b>	n/a

One piece 1" thick thermally fused boat shaped top with (2) two-prong metal tapered blade bases. High pressure laminate tops optional in 1-1/16" and 1.5" thick. Overall height increases when HPL material selected. Overall weight increases when 1.5" thick HPL tops selected, contact Customer Care. Base available in paint or plated finishes; upcharge applies for plated finishes. Shipped easy to assemble in 3 cartons.



**Racetrack Table, Tapered Blade Base**

TRC2T12036	36 x 120 x 28.75	100	192	22.93	<b>\$2186</b>	<b>\$537</b>	<b>\$644</b>	n/a
TRC2T12048	48 x 120 x 28.75	100	240	26.74	<b>\$2452</b>	<b>\$646</b>	<b>\$775</b>	n/a
TRC2T14448	48 x 144 x 28.75	100	280	30.12	<b>\$2680</b>	<b>\$736</b>	<b>\$884</b>	n/a

Two piece 1" thick thermally fused boat shaped top with (3) two-prong metal tapered blade bases. High pressure laminate tops optional in 1-1/16" and 1.5" thick. Overall height increases when HPL material selected. Overall weight increases when 1.5" thick HPL tops selected, contact Customer Care. Base available in paint or plated finishes; upcharge applies for plated finishes. Shipped easy to assemble in 3 cartons.



**Wedge Table, Tapered Blade Base\***

TWG2T7236	48-36 x 72 x 29.5	92.5	103	10.18	<b>\$1258</b>	<b>\$246</b>	<b>\$295</b>	<b>\$60</b>
TWG2T9636	48-36 x 96 x 29.5	100	148.5	17.96	<b>\$1451</b>	<b>\$342</b>	<b>\$410</b>	<b>\$80</b>
TWG2T9648	60-48 x 96 x 29.5	100	187	21.05	<b>\$1681</b>	<b>\$418</b>	<b>\$502</b>	<b>\$103</b>

One piece 1" thick thermally fused wedge top with (2) two-prong metal tapered blade bases. Radius corners top optional, upcharge applies. High pressure laminate tops optional in 1-1/16" and 1.5" thick. Overall height increases when HPL material selected. Overall weight increases when 1.5" thick HPL tops selected, contact Customer Care. Base available in paint or plated finishes; upcharge applies for plated finishes. Shipped easy to assemble in 3 cartons.



**Wedge Table, Tapered Blade Base\***

TWG2T12048	60-48 x 120 x 29.5	100	240	26.74	<b>\$2452</b>	<b>\$646</b>	<b>\$775</b>	<b>\$149</b>
TWG2T14448	60-48 x 144 x 29.5	100	280	30.12	<b>\$2680</b>	<b>\$736</b>	<b>\$884</b>	<b>\$171</b>

Two piece 1" thick thermally fused wedge top with (3) two-prong metal tapered blade bases. Radius corners top optional, upcharge applies. High pressure laminate tops optional in 1-1/16" and 1.5" thick. Overall height increases when HPL material selected. Overall weight increases when 1.5" thick HPL tops selected, contact Customer Care. Base available in paint or plated finishes; upcharge applies for plated finishes. Shipped easy to assemble in 3 cartons.

### Required Specifications

Top material/thickness  
Top finish  
Edge  
Base finish

### Optional Specifications

HP laminate  
Plated base finish  
Cut-out for grommet/power blocks  
Radius corners\*

### Accessories

Power block