



Productivity Solutions™ by Global is a comprehensive series of ergonomically sound products, naturally connecting people with technology to enhance comfort and productivity. Designed to fit you and your technology and fully integrate with Global products to create complete office solutions that meet the needs of today's diverse workplaces.

Designed with human capabilities and comfort in mind, Productivity Solutions by Global provide a good fit for today's workers and meet or exceed ergonomics standards, guidelines and ANSI/BIFMA standards for performance, durability and safety.

FIT = move + match + support



Monitor arm



Power/data module



Lift-N-lock keyboard mechanism



Foli electric height adjustable table



Manual height adjustable desk

Features and Benefits

- Manual height adjustable table has counterbalanced spring mechanism
- Five keyboard support mechanisms
- Four keyboard trays
- Monitor arm options
- Wire management and power/data options
- Meets ANSI-BIFMA, Greenguard Indoor Air Quality, Greenguard Gold Certified

MANUAL HEIGHT ADJUSTABLE TABLES

- Manually operated height adjustable tables with counterbalanced spring mechanism
- Exceptional ergonomic alternative to traditional desking
- Sit-Stand design promotes increased circulation, improving performance and comfort
- Can be used alone or in conjunction with Global desks.

Please note: Global desks are 1" or 1.5" thick.

- Meets ANSI/BIFMA requirements

TOP FINISHES

ACJ	Absolute Acajou	FCL	First Class
ASN	Asian Night	NBL	Noce Biondo
AWC	Avant Cherry	NGL	Noce Grigio
AWH	Avant Honey	NEL	Noce Leggero
BLK	Black	NML	Noce Medio
BZD	Blizzard	QTM	Quartered Mahogany
BRC	Brushed Cobalt	SBY	Sheer Beauty
CMB	Clear Maple	SOG	Storm Grey
CGY	Custom Grey	SDT	Stonedust
DES	Dark Espresso	WHE	Walnut Heights
DWT	Designer White	WHC	White Chocolate
FAS	Fashionista	WCR	Winter Cherry

CONSTRUCTION

- 1" thick tops constructed of 45 lb. density particle board with high performance thermally fused laminate

DIMENSIONS

- When designing workstations, leave 1" clearance on either side to prevent finger pinch

EDGE

- Preferred matching edge

BASE

- Heavy duty steel formed legs with radius detail are available in Black only
- Easy to reach tension control supports loads up to 100 lbs.
- Environmentally friendly, recyclable epoxy powder coating provides a durable finish. Black only.
- Black plastic leveling glides offer 0.5" adjustability

GROMMETS

- Grommets available in standard worksurface locations (left, center or right)
- Order as: **AG1, AG2 or AG3. Add \$103.**



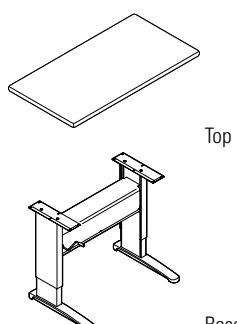
- Grommet hole dimensions are 3 1/4" wide x 1 7/8" deep

MECHANISM

- Counterbalanced height adjustable base supports weights up to 100 lbs.
- Height range from floor to underside of modesty shroud is 17" when surface height is 26"
- 7 year warranty

SHIPPING

- Shipped RTA (Ready to Assemble)
- Easy to assemble with Phillips or Robertson screwdriver



Top

Base

Rectangular Table

MODEL#	DIMENSIONS D x W x H	FREIGHT CLASS	WT/LBS.	CUBIC FT.	LIST PRICE
Rectangular Tops:					
HTM3058T	30 x 58 x 1	70	50	2.50	\$589
HTM3046T	30 x 46 x 1	70	40	2	\$494
HTM2458T	24 x 58 x 1	70	40	2	\$452
HTM2446T	24 x 46 x 1	70	32	1.50	\$420
Base:					
KEZLIFT	24 x 34.5 x 26-46	70	88	5.40	\$3154

Paddle activated height adjustable base. Height adjustable from 26" to 46". Keyboard tray and mechanism not necessary

- Specify base separately from top**

Required Specifications

Top Finish

FOLI ELECTRIC HEIGHT ADJUSTABLE TABLES

D x W x H

- Electric height adjustment allows for easy movement from sitting to standing and back throughout the day. Foli's work surface moves with you and your work without interruption.
- Foli offers a universal freestanding design and finish options to easily integrate with existing Global workstation configurations, becoming a natural part of your office space
- Whether in a private or general office, touch-down space, collaborative area or home office, Foli supports a more active and healthy work style
- Can be used alone or in conjunction with Global desks. Please note Global desks are 1" or 1.5" thick.

TOP FINISHES

ACJ	Absolute Acajou	FCL	First Class
ASN	Asian Night	NBL	Noce Biondo
AWC	Avant Cherry	NGL	Noce Grigio
AWH	Avant Honey	NEL	Noce Leggero
BLK	Black	NML	Noce Medio
BZD	Blizzard	QTM	Quartered Mahogany
BRC	Brushed Cobalt	SBY	Sheer Beauty
CMB	Clear Maple	SOG	Storm Grey
CGY	Custom Grey	SDT	Stonedust
DES	Dark Espresso	WHE	Walnut Heights
DWT	Designer White	WHC	White Chocolate
FAS	Fashionista	WCR	Winter Cherry

EDGE

- Preferred matching edge

CONSTRUCTION

- Tops are 1" thick, constructed of 45 lb. density particle board covered on both sides with high performance thermally fused laminate. Optional high pressure laminate tops are 1-1/16" thick.
- Steel constructed leg tubing, feet and cross bar
- 108" 3-prong power cord
- Table frame designed with 3.15" x 2.35" rectangular outer leg with large tubing facing down
- "T" leg, flat foot design with adjustable glides
- Expandable cross bars for table widths of 48", 54", 60", 66" and 72"
- Available table depths of 23" and 29"
- Products specified with the high pressure laminate option are finished on the underside of the surface with a kraft paper backing.
- **Caution:** to meet BIFMA standards for performance and stability, appropriate base size must be specified with corresponding top sizes identified.

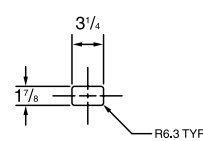
BASE

- 3-stage steel constructed leg tubing, feet and cross bar
- Dual motors are concealed within column.
- Provides height adjustment from 22.6" to 48.6" (26" adjustability with 1" top)
- Leveling glides offer 1" adjustability
- Operates at 1.3" per second
- Lifts 265 lbs.
- Shadow power draw 0.5 watts
- Base available in a Silver powder coated finish, will never mar during adjustment
- Open front cross bar to accomodate articulating keyboard platforms.
- Easy to use, push button controller with digital readout.
- Anti-collision feature standard

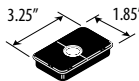
GROMMETS

- Grommets available in standard table top locations (left, center or right). Order as: **AG1, AG2 or AG3 - Add \$103**
- Return tops: cut-out available in center only (**AG2**)
- Grommet hole dimensions are 3 1/4" wide x 1 7/8" deep.
- Grommets may be placed at non-standard locations. Order as: **AGS - Add \$103**. A drawing must be supplied with vertical and horizontal dimensions to the center of the cut-out (as in drawing below). Please refer to CUSTOM GROMMET LOCATION FORM in the back reference section.

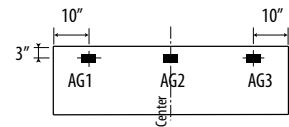
Grommet hole dimensions:



Grommet:



Grommet Locations:



POWER BLOCK

- A power block (model **PMSPDM**) may be installed on all Foli tables
- The power block module includes one electrical duplex receptacle and two data (RJ45) receptacles. 9' Black cord with NEMA plug. Power block dimensions are 6.5"W x 3.5"D x 2.75"H.
- Power block cut-out dimensions are 2.75"D x 6"W.
- Specify the power block cut-out location when ordering the table. The power block is ordered separately. Order power block separately as **PMSPDM, Add \$352**. Power blocks are available in standard worksurface locations (left, center or right). Specify **E1, E2 or E3 cut-out location. Add \$103**.
- Return tops: cut-out available in center only (**E2**)



Power Block **PMSPDM. Add \$352**



Specify location **E1, E2 or E3. Add \$103**

SHIPPING

- Shipped unassembled in 1 carton
- Easy to assemble.

FOLI ELECTRIC HEIGHT ADJUSTABLE TABLES

MODEL#

DIMENSIONS

FREIGHT CLASS

WT/LBS.

CUBIC FT.

LIST PRICE

HP ADD

D x W x H

Rectangular Tops:

PHAT2970T	29 x 70 x 1	65	70	2.6	\$626	\$314
PHAT2964T	29 x 64 x 1	65	64	2.4	\$597	\$299
PHAT2958T	29 x 58 x 1	65	59	2.2	\$571	\$286
PHAT2952T	29 x 52 x 1	65	52	2	\$560	\$281
PHAT2946T	29 x 46 x 1	65	44	1.8	\$546	\$273
PHAT2370T	23 x 70 x 1	65	57	2.1	\$621	\$311
PHAT2364T	23 x 64 x 1	65	52	1.9	\$573	\$287
PHAT2358T	23 x 58 x 1	65	47	1.8	\$547	\$274
PHAT2352T	23 x 52 x 1	65	46	1.6	\$493	\$247
PHAT2346T	23 x 46 x 1	60	44	1.4	\$460	\$231

Base:

PH3T6601	10 x -- x 26.8	65	67	2.83	\$1337	n/a
----------	----------------	----	----	------	---------------	-----

All table frames are easy to assemble with few parts. Lifts 265 lbs. Base manufactured so that leg paint will never mar during height adjustment. Leg assembly tubing, feet and upper structure assemblies constructed of steel. Table frame designed with 3.15" x 2.36" rectangular outer leg with the large tube facing down. Flat foot design with adjustable glides. I-profile crossbars that are expandable in fixed steps to create a variety of size table widths. Height range is 22.6" to 48.6" (26" adjustability with 1" top). Operates at 1.3" per second. Shadow power draw is 0.5 watts. Maximum power draw is 1.5A. Base finish in Silver powder coat only.

- **Specify base separately from top**
- **Recommended torque range for installing all fasteners is 3-5 foot pounds and should not be exceeded. In addition, no impact drivers or high-torque equipment are to be used for any fasteners included in the table assembly kits, as this creates a high risk for damage that is not covered under warranty. The use of hand tools is highly recommended.**

Return Tops:

PHAR2947T	29 x 47 x 1	65	44	1.8	\$546	\$273
PHAR2941T	29 x 41 x 1	65	41	1.6	\$540	\$271
PHAR2935T	29 x 35 x 1	65	35	1.4	\$540	\$271
PHAR2347T	23 x 47 x 1	60	44	1.4	\$460	\$231
PHAR2341T	23 x 41 x 1	65	32	1.2	\$438	\$220
PHAR2335T	23 x 35 x 1	65	27	1.1	\$397	\$199

Third Leg Kit:

PH3TLK6601	10 x -- x 26.8	85	19	1.3	\$917	n/a
------------	----------------	----	----	-----	--------------	-----

Third leg kit to be used with a Foli freestanding table to create an electric height adjustable L station. Post leg with return kit replaces one of the T-legs on freestanding table; the T-leg from the freestanding table is then moved to support one side of the return top. Cross bar is included to connect and support the return top to the freestanding table top. May be configured for left or right hand returns. All three legs plug into the freestanding table's controller and the three motors will electronically synchronize. The overall footprint with a return kit is not to exceed 72"W x 72"D. The 48"W return kit is only to be used with a 24"D primary table. 36" and 42"W return kits may be used with either 24"D or 30"D primary tables.

P79100014	- x - x 1.5	60	2	0.4	\$83	N/A
-----------	-------------	----	---	-----	-------------	-----

Pack of four casters, two locking and two non-locking. Interchangeable on site with levelers on Foli electric height adjustable table PHATxxxx models only.

- **Cannot be used with Third Leg Kit**

Required Specifications

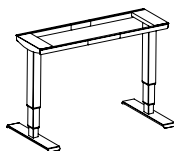
Top Finish

Optional Specifications

High Pressure Laminate
Grommet

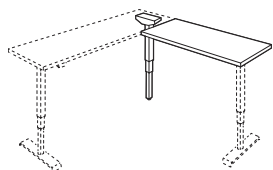


Top

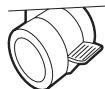


Base

Foli Rectangular Table



Return Kit



1.5" Dual Wheel Casters

PET FELT PANELS PRIVACY SCREEN AND MODESTY PANELS

- PET felt privacy screens and modesty panels add seated privacy to open plan deskings or tables.
- 9mm thick panels offered in 18 felt colors.
- Made from 100% PET (polyester) fiber with a high content of post-recycled material (50%), free of added chemicals, binders and adhesives.
- Lightweight material is tackable, impact and tear resistant, bacteria resistant, moisture resistant, and installation friendly.
- Variation in fiber mix and color are inherent to the character of the product.
- Requires a free clear edge of 1.5"D x length of privacy screen or modesty panel for mounting
- Privacy screen upmount brackets adapt to 1" thick TFL or 11/16" thick HPL tops and do not mar the top surface.
- Clamps are included. Available in satin anodized finish only.

D x W x H

FELT COLORS

(AMT) Amethyst
(APR) Apricot
(BLK) Black
(BSK) Blue Smoke
(BRI) Brick
(CNN) Carnation
(DEN) Denim
(EMD) Emerald
(GPH) Graphite

(HVT) Harvest
(LAP) Lapis
(MTS) Mist
(NVY) Navy
(PWT) Pewter
(RBY) Ruby
(SHR) Shamrock
(SFR) Sunflower
(WHT) White

PET FELT PRIVACY SCREENS

MODEL#

DIMENSIONS

FREIGHT CLASS

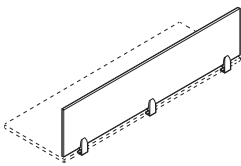
WT/LBS.

CUBIC FT.

LIST PRICE

D x W x H

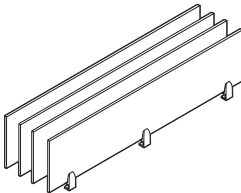
PT9PP3013-1	.36 x 30 x 12.5	250	2.12	.57	\$190
PT9PP3613-1	.36 x 36 x 12.5	250	2.38	.69	\$201
PT9PP4213-1	.36 x 42 x 12.5	250	2.63	.80	\$270
PT9PP4813-1	.36 x 48 x 12.5	250	3.31	.91	\$279
PT9PP5413-1	.36 x 54 x 12.5	250	3.57	1.03	\$349
PT9PP6013-1	.36 x 60 x 12.5	250	3.82	1.14	\$359
PT9PP6613-1	.36 x 66 x 12.5	250	4.50	1.25	\$428
PT9PP7213-1	.36 x 72 x 12.5	250	4.76	1.36	\$438
PT9PP7813-1	.36 x 78 x 12.5	250	5.01	1.48	\$448



PET Felt Privacy Screen - 1 pk.

PET felt privacy screen available in 9 finishes, please specify. 2, 3 or 4 clamps are included depending on width. Clamps available in satin anodized finish only. Privacy screen clamps for use on 1" surfaces only.

- Up to 42"w - 2 clamps per panel
- 48"-60"w - 3 clamps per panel
- 66"-78"w - 4 clamps per panel

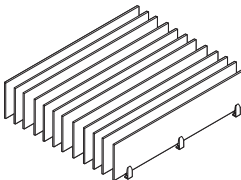


PET Felt Privacy Screen - 4 pk.

PT9PP3013-4	0.36 x 30 x 12.5	85	7.64	.60	\$717
PT9PP3613-4	0.36 x 36 x 12.5	85	8.56	.71	\$759
PT9PP4213-4	0.36 x 42 x 12.5	92.5	9.48	.83	\$1025
PT9PP4813-4	0.36 x 48 x 12.5	85	11.90	.98	\$1064
PT9PP5413-4	0.36 x 54 x 12.5	92.5	12.80	1.09	\$1333
PT9PP6013-4	0.36 x 60 x 12.5	92.5	13.80	1.20	\$1368
PT9PP6613-4	0.36 x 66 x 12.5	85	16.20	1.32	\$1634
PT9PP7213-4	0.36 x 72 x 12.5	92.5	17.10	1.43	\$1672
PT9PP7813-4	0.36 x 78 x 12.5	92.5	18	1.54	\$1705

PET Felt Privacy Screen available in 9 finishes, please specify. 2, 3 or 4 clamps are included depending on width. Clamps available in satin anodized finish only. Privacy screen clamps for use on 1" surfaces only.

- Up to 42"w - 2 clamps per panel
- 48"-60"w - 3 clamps per panel
- 66"-78"w - 4 clamps per panel



PET Felt Privacy Screen - 12 pk.

PT9PP3013-12	0.36 x 30 x 12.5	92.5	21.60	1.92	\$2104
PT9PP3613-12	0.36 x 36 x 12.5	92.5	24.30	2.26	\$2217
PT9PP4213-12	0.36 x 42 x 12.5	60	26.90	.80	\$3004
PT9PP4813-12	0.36 x 48 x 12.5	92.5	33.80	3.05	\$3114
PT9PP5413-12	0.36 x 54 x 12.5	92.5	36.40	3.39	\$3916
PT9PP6013-12	0.36 x 60 x 12.5	92.5	39	3.72	\$4013
PT9PP6613-12	0.36 x 66 x 12.5	92.5	45.90	4.18	\$4801
PT9PP7213-12	0.36 x 72 x 12.5	92.5	48.50	4.51	\$4898
PT9PP7813-12	0.36 x 78 x 12.5	92.5	51.10	4.85	\$4997

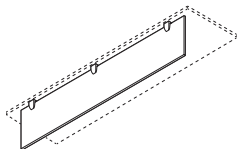
PET Felt Privacy Screen available in 9 finishes, please specify. 2, 3 or 4 clamps are included depending on width. Clamps available in satin anodized finish only. Privacy screen clamps for use on 1" surfaces only.

- Up to 42"w - 2 clamps per panel
- 48"-60"w - 3 clamps per panel
- 66"-78"w - 4 clamps per panel

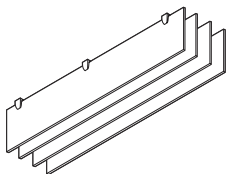
Required Specifications

Finish

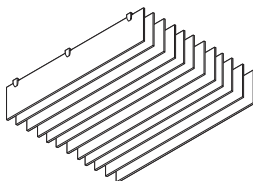
PET FELT MODESTY PANELS



PET Felt Modesty Panel - 1 pk.



PET Felt Modesty Panel - 4 pk.



PET Felt Modesty Panel - 12 pk.

MODEL#	DIMENSIONS D x W x H	FREIGHT CLASS	WT/LBS.	CUBIC FT.	LIST PRICE
PT9MP3013-1	.36 x 30 x 12.5	250	2.12	.57	\$168
PT9MP3613-1	.36 x 36 x 12.5	250	2.38	.69	\$178
PT9MP4213-1	.36 x 42 x 12.5	250	2.63	.80	\$235
PT9MP4813-1	.36 x 48 x 12.5	250	3.31	.91	\$244
PT9MP5413-1	.36 x 54 x 12.5	250	3.57	1.03	\$317
PT9MP6013-1	.36 x 60 x 12.5	250	3.82	1.14	\$324
PT9MP6613-1	.36 x 66 x 12.5	250	4.50	1.25	\$380
PT9MP7213-1	.36 x 72 x 12.5	250	4.76	1.36	\$393
PT9MP7813-1	.36 x 78 x 12.5	250	5.01	1.48	\$402

PET felt modesty panel available in 9 finishes, please specify. 2, 3 or 4 clamps are included depending on width. Clamps available in satin anodized finish only. **Specify a nominal size 6" shorter than worksurface size.**

- Up to 42"w - 2 clamps per panel
- 48"-60"w - 3 clamps per panel
- 66"-78"w - 4 clamps per panel

PT9MP3013-4	0.36 x 30 x 12.5	85	7.64	.60	\$627
PT9MP3613-4	0.36 x 36 x 12.5	85	8.56	.71	\$667
PT9MP4213-4	0.36 x 42 x 12.5	92.5	9.48	.83	\$888
PT9MP4813-4	0.36 x 48 x 12.5	85	11.90	.98	\$927
PT9MP5413-4	0.36 x 54 x 12.5	92.5	12.80	1.09	\$1196
PT9MP6013-4	0.36 x 60 x 12.5	92.5	13.80	1.20	\$1231
PT9MP6613-4	0.36 x 66 x 12.5	85	16.20	1.32	\$1449
PT9MP7213-4	0.36 x 72 x 12.5	92.5	17.10	1.43	\$1488
PT9MP7813-4	0.36 x 78 x 12.5	92.5	18	1.54	\$1523

PET felt modesty panel available in 9 finishes, please specify. 2, 3 or 4 clamps are included depending on width. Clamps available in satin anodized finish only. **Specify a nominal size 6" shorter than worksurface size.**

- Up to 42"w - 2 clamps per panel
- 48"-60"w - 3 clamps per panel
- 66"-78"w - 4 clamps per panel

PT9MP3013-12	0.36 x 30 x 12.5	92.5	21.60	1.92	\$1828
PT9MP3613-12	0.36 x 36 x 12.5	92.5	24.30	2.26	\$1942
PT9MP4213-12	0.36 x 42 x 12.5	92.5	26.90	2.60	\$2592
PT9MP4813-12	0.36 x 48 x 12.5	92.5	33.80	3.05	\$2700
PT9MP5413-12	0.36 x 54 x 12.5	92.5	36.40	3.39	\$3501
PT9MP6013-12	0.36 x 60 x 12.5	92.5	39	3.72	\$3598
PT9MP6613-12	0.36 x 66 x 12.5	92.5	45.90	4.18	\$4248
PT9MP7213-12	0.36 x 72 x 12.5	92.5	48.50	4.51	\$4347
PT9MP7813-12	0.36 x 78 x 12.5	92.5	51.10	4.85	\$4444

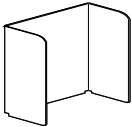
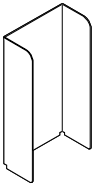
PET felt modesty panel available in 9 finishes, please specify. 2, 3 or 4 clamps are included depending on width. Clamps available in satin anodized finish only. **Specify a nominal size 6" shorter than worksurface size.**

- Up to 42"w - 2 clamps per panel
- 48"-60"w - 3 clamps per panel
- 66"-78"w - 4 clamps per panel

Required Specifications

Finish

PET TRI-FOLD SCREENS	MODEL#	DIMENSIONS	FREIGHT CLASS	WT/LBS.	CUBIC FT.	LIST PRICE	
		D x W x H					
<ul style="list-style-type: none">• 9mm thick panels offered in 18 finishes• Made from 100% PET (polyester) fiber with a high content (50%) of post-recycled material, free of added chemicals, binders and adhesives• Lightweight panels are tackable, impact and tear resistant, bacteria resistant, moisture resistant, and installation friendly• Variation in fiber mix and color are inherent to the character of the product.			FELT COLORS				
			(AMT) Amethyst	(HVT) Harvest			
			(APR) Apricot	(LAP) Lapis			
			(BLK) Black	(MTS) Mist			
			(BSK) Blue Smoke	(NVY) Navy			
			(BRI) Brick	(PWT) Pewter			
			(CNN) Carnation	(RBY) Ruby			
			(DEN) Denim	(SHR) Shamrock			
			(EMD) Emerald	(SFR) Sunflower			
			(GPH) Graphite	(WHT) White			

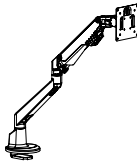
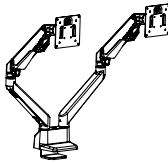
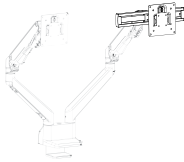
PET TRI-FOLD SCREENS	MODEL#	DIMENSIONS	FREIGHT CLASS	WT/LBS.	CUBIC FT.	LIST PRICE
		D x W x H				
	PSDTP3224	15.5 x 31.5 x 23.5	85	7	0.5	\$323
	Lightweight freestanding desktop partition. Move wherever you need to provide a focus space. 9mm thick PET Felt, no hardware connections. Folds flat for storage when not in use. Ships in two pieces with a puzzle-like joint. Easy to assemble.					
	PSFSP3260	15.5 x 31.5 x 60	92.5	13	1.2	\$731
	Lightweight freestanding floor partition. Move wherever you need to provide a focus space. 9mm thick PET Felt, no hardware connections. Folds flat for storage when not in use. Ships in two pieces with a puzzle-like joint. Easy to assemble.					

Required Specifications

Finish

G7 MONITOR ARMS

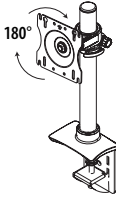
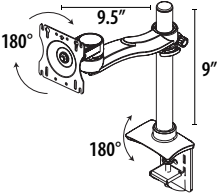
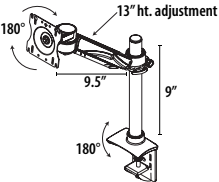
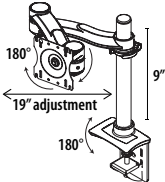
- Free up valuable space on surfaces
- Attach to any standard 1" to 1.5" thick surface surface with flush edge by a desk clamp or through a grommet. Mounting hardware included.
- Clamps on worksurfaces 0.5" to 2.625" thick.
- For use in grommets up to 3.5" wide
- Built-in cable management on arm and at the back of the base.
- Quick connect option is standard with hole patterns to meet Video Electronics Standards Association (VESA) standards (75mm x 75mm or 100mm x 100mm)
- Monitor arm components are 100% recycled aluminum die cast material, providing stability and durability.
- Available finishes: Black (**BLK**), Designer White (**DWT**), Tungsten (**TUN**).

G7 MONITOR ARMS	MODEL#	DIMENSIONS	FREIGHT CLASS	WT/LBS.	CUBIC FT.	LIST PRICE
<div>  <p>G7 Monitor Arm, Single</p> </div> <div>  <p>G7 Monitor Arm, Double</p> </div> <div>  <p>G7 Mini Slide Monitor Arm</p> </div>	D x W x H					
	PSMA1	5.5 x -- x 21	85	6.6	0.47	\$370
	<p>For use with monitors weighing 4.4 to 19.8 lbs. Adjustable counterbalance provides free floating fingertip control. Maximum 20.5" extension from rear of the desk to back of monitor, folds to 4.5". Monitor can rotate for portrait or landscape viewing with -90° to 45° tilt adjustment. 180° lockout function. Maximum monitor width of 34". Some assembly required.</p> <ul style="list-style-type: none"> • Available in Black (BLK), Designer White (DWT) and Tungsten (TUN). • Also accommodates mini slide arm, PSMS. 					
	PSMA2	5.5 x -- x 21	85	11.44	0.8	\$612
	<p>For use with monitors weighing 4.4 to 19.8 lbs. Adjustable counterbalance provides free floating fingertip control. Maximum 20.5" extension from rear of the desk to back of monitor, folds to 4.5". Monitor can rotate for portrait or landscape viewing with -90° to 45° tilt adjustment. 180° lockout function. Maximum monitor width of 34" (per arm). Some assembly required.</p> <ul style="list-style-type: none"> • Available in Black (BLK), Designer White (DWT) and Tungsten (TUN). • Also accommodates mini slide arm, PSMS. 					
	PSMS	6 x 11 x 4.5	92.5	3.3	0.29	\$122
	<p>For use with PSMA1 and PSMA2 monitor arms only. Provides 9" of lateral adjustment for the monitor and allows for better positioning when used side by side. Some assembly required. Loading capacity of 13.2 lbs. Quick release VESA plate.</p> <ul style="list-style-type: none"> • Available in Black (BLK), Designer White (DWT) and Tungsten (TUN). • If for PSMA1, order (1) • If for PSMA2, order (2) 					

Required Specifications

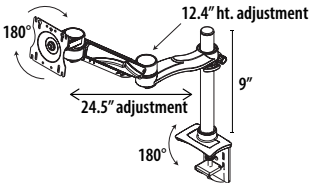
Finish

MONITOR ARMS	MODEL#	DIMENSIONS	FREIGHT CLASS	WT/LBS.	CUBIC FT.	LIST PRICE
D x W x H						
<ul style="list-style-type: none">• Free up valuable space on surfaces• Attach to any standard 1" to 1.5" thick surface surface with flush edge by a desk clamp or through a grommet. Mounting hardware included.• Clamps on worksurfaces 0.5" to 2.625" thick.• 9" vertical height adjustment on 12" post• For use in grommets up to 3.5" wide• Built-in cable management• Quick connect option is standard with hole patterns to meet Video Electronics Standards Association (VESA) standards (75mm x 75mm or 100mm x 100mm)• Monitor arm components are 100% recycled aluminum die cast material, providing stability and durability.• Available finishes: Silver (SIL) standard; Black (BLK) and White (WTE) where noted otherwise.						

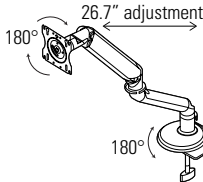
MONITOR ARMS, SINGLE SCREEN	MODEL#	DIMENSIONS	FREIGHT CLASS	WT/LBS.	CUBIC FT.	LIST PRICE
	MON1SPP	-- x -- x --	150	5.80	1.20	\$357
Single Screen Pole Position	No extension arms. Minor assembly required. Supports 20 lb. load capacity. No maximum monitor width.					
	MON1SSE	-- x -- x --	150	6.20	1.20	\$482
Single Screen Single Extension Arm	9.5" horizontal reach from center of pole to front of monitor mounting plate. Displays are able to tilt 180°, swing 180° side-to-side and rotate from landscape to portrait. Minor assembly required. Supports 20 lb. load capacity. No maximum monitor width.					
	MON1SSEH	-- x -- x --	125	7.20	1.10	\$616
Single Screen Single Extension Arm with Height Adjustment	Counterbalanced arm provides an additional 13" of height adjustment. Easy to use Allen wrench allows user to adjust the counterbalance mechanism for easy movement of the monitor. 9.5" horizontal reach from center of pole to front of monitor mounting plate. Displays are able to tilt 180°, swing 180° side-to-side and rotate from landscape to portrait. Minor assembly required. Supports 20 lb. load capacity. No maximum monitor width.					
	MON1SDE	-- x -- x --	125	7.50	1.20	\$601
Single Screen Double Extension Arm	Double extension allows 19" of horizontal back and forth movement. Arm folds back to post for more desk space. Displays are able to tilt 180°, swing 180° side-to-side and rotate from landscape to portrait. Minor assembly required. Supports 20 lb. load capacity. No maximum monitor width.					

Required Specifications
Finish

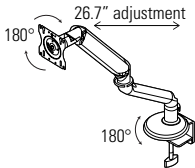
MONITOR ARMS



**Single Screen Double Extension Arm
w/Height Adjustment**



**Single Screen Double Extension Arm
- Light Duty**



**Single Screen Double Extension Arm
- Medium Duty**

MODEL# DIMENSIONS FREIGHT CLASS WT/LBS. CUBIC FT. LIST PRICE

MODEL#	DIMENSIONS	FREIGHT CLASS	WT/LBS.	CUBIC FT.	LIST PRICE
	D x W x H				
MON1SDEH	29.3 x 9.5 x 12.5	125	8.20	1.10	\$722

Counterbalanced arm provides an additional 12.4" of height adjustment. Double extension allows 24.5" of horizontal back and forth movement. Easy to use Allen wrench allows user to adjust the counterbalance mechanism for easy movement of the monitor. Displays are able to tilt 180°, swing 180° side-to-side and rotate from landscape to portrait. Cable manager comes on extension arm and hides all cables. Minor assembly required. Supports 20 lb. load capacity. No maximum monitor width.

M7750LD	5.5 x -- x --	100	10.34	1.12	\$826
---------	---------------	-----	-------	------	-------

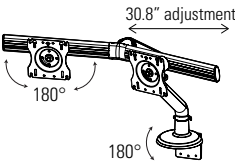
For use with monitors weighing 5 to 20 lbs. Adjustable counterbalance provides free floating fingertip control. Maximum of 26.7" extension from rear of desk to back of monitor; folds to 4.5". Monitor can rotate 180° for portrait or landscape viewing with -90° to 45° tilt adjustment. Integral monitor weight adjustment gauge. Aluminum die cast construction. VESA plate edge clamp and grommet mount included. Silver finish. Some assembly required. Supports 20 lb. load capacity. No maximum monitor width.

• Also available in **Black finish** #M7750LDB or **White finish** #M7750LDW.

M7755MD	5.5 x -- x --	100	10.34	1.12	\$880
---------	---------------	-----	-------	------	-------

For use with monitors weighing 10 to 30 lbs. Adjustable counterbalance provides free floating fingertip control. Maximum of 26.7" extension from rear of desk to back of monitor; folds to 4.5". Monitor can rotate 180° for portrait or landscape viewing with -90° to 45° tilt adjustment. Integral monitor weight adjustment gauge. Aluminum die cast construction. VESA plate edge clamp and grommet mount included. Silver finish. Some assembly required. Supports 20 lb. load capacity. No maximum monitor width. • Also available in **Black finish** #M7755MDB or **White finish** #M7755MDW.

MONITOR ARMS, DUAL SCREEN



Dual Screen Double Extension Arm

MODEL# DIMENSIONS FREIGHT CLASS WT/LBS. CUBIC FT. LIST PRICE

M7760DSS	26 x 8.4-30.75 x 24.4	92.5	14.75	1.3	\$1141
----------	-----------------------	------	-------	-----	--------

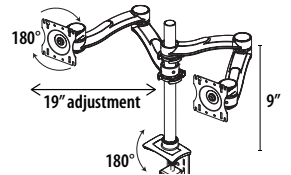
For use with monitors weighing 6 to 28 lbs. total and maximum width of 24" diagonal. Adjustable counterbalance provides free floating fingertip control. Maximum of 30.8" extension from rear of desk to back of monitor; folds to 8.4". Monitor can rotate 180° for portrait or landscape viewing with -90° to 45° tilt adjustment. Integral monitor weight adjustment gauge. Aluminum die cast construction. VESA plate edge clamp and grommet mount included. Silver finish. Some assembly required. Supports 20 lb. load capacity. No maximum monitor width.

• Also available in **Black finish** #M7760DSB or **White finish** #M7760DSW.

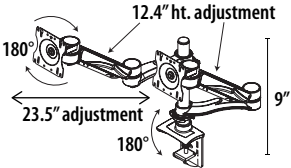
Required Specifications

Finish

MONITOR ARMS, DUAL SCREEN



Dual Screen Double Extension Arm



Dual Screen Double Extension Arm with Height Adjustment

MODEL#	DIMENSIONS	FREIGHT CLASS	WT/LBS.	CUBIC FT.	LIST PRICE
--------	------------	---------------	---------	-----------	------------

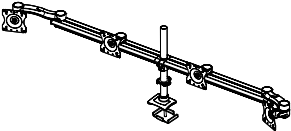
MON2SDE	D x W x H	100	10.70	1.20	\$1062
	-- x -- x 12.5				

For dual monitor applications. 32" maximum monitor width. Supports a 20lb. load capacity per screen. Double extension arms reach out up to 19". Top of mounting pole is 12.5" from worksurface. Easy to use Allen wrench allows user to adjust the counterbalance mechanism for easy movement of the monitor. Displays are able to tilt 180°, swing 180° side-to-side and rotate from landscape to portrait. Minor assembly required.

MON2SDEH	-- x -- x 12.5	150	6	1.20	\$1316
----------	----------------	-----	---	------	--------

For dual monitor applications. 35" maximum monitor width. Supports a 20 lb. load capacity per screen. Counterbalanced arms provide an additional 12.4" of height adjustment. Double extension arms reach out up to 23.5". Easy to use Allen wrench allows user to adjust the counterbalance mechanism for easy movement of the monitor. Both arms can be set at the same height. Displays are able to tilt 180°, swing 180° side-to-side and rotate from landscape to portrait. Cable manager comes on extension arm and hides all cables. Minor assembly required. Supports 20 lb. load capacity.

MONITOR ARMS, QUAD SCREEN



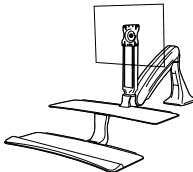
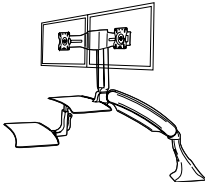
Parabolic Quad Screen Beam Mount

MODEL#	DIMENSIONS	FREIGHT CLASS	WT/LBS.	CUBIC FT.	LIST PRICE
--------	------------	---------------	---------	-----------	------------

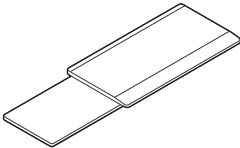
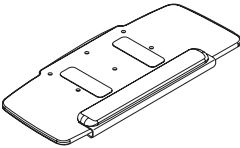
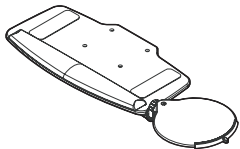
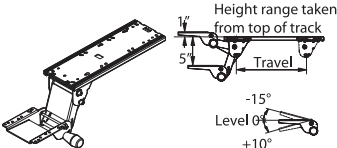
MONQSBM	-- x -- x --	65	18.30	.70	\$1720
---------	--------------	----	-------	-----	--------

Supports four monitors. Two outside single extension arms tilt 180° and swing 180° side-to-side. All displays can be rotated from landscape to portrait. Beam is 63.9"w. Minor assembly required. Supports 20 lb. load capacity. 21" maximum monitor width. Bracket for grommet mount only included.

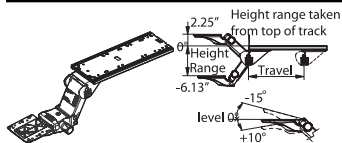
Required Specifications
Finish

SIT-STAND WORKSTATIONS		MODEL#	DIMENSIONS	FREIGHT CLASS	WT/LBS.	CUBIC FT.	LIST PRICE
			D x W x H				
		M6011WS	28 x -- x --	125	36	4.8	\$3497
Single Screen Sit-Stand Workstation with Keyboard Tray and Shelf		<p>Desktop edge (rear, side or corner) or grommet mount on 24" or 30" deep worksurfaces. Transition between seated and standing positions, HFES compliant. Over 22" of gas assisted height adjustment plus independent height adjustable mechanism for the keyboard tray. Additional 9.5" of independent counterbalance height adjustment for the monitor. 45° of tilt and 90° of portrait to landscape rotation. Monitor weight limit from 5 to 25 lbs. Silver/Grey (SG) finish. Assembly required.</p> <ul style="list-style-type: none">Also available in Black/Black (B/B) finish #M6011WSBB or White/Grey (WG) finish #M6011WSWG.					
							
		M6021WS	28 x -- x --	100	42	4.8	\$3872
Dual Screen Sit-Stand Workstation with Keyboard Tray and Shelf		<p>Desktop edge (rear, side or corner) or grommet mount on 24" or 30" deep worksurfaces. Transition between seated and standing positions, HFES compliant. Over 22" of gas assisted height adjustment plus independent height adjustable mechanism for the keyboard tray. Additional 9.5" of independent counterbalance height adjustment for the monitor. 45° of tilt and 90° of portrait to landscape rotation. Accommodates most 24" monitors weighing up to 8 lbs. each and offers independent screen adjustments. Silver/Grey (SG) finish. Assembly required.</p> <ul style="list-style-type: none">Also available in Black/Black (B/B) finish #M6021WSBB or White/Grey (WG) finish #M6021WSWG.					

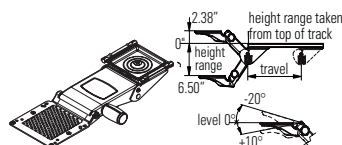
Required Specifications
Finish

KEYBOARD MECHANISMS	MODEL#	DIMENSIONS	FREIGHT CLASS	WT/LBS.	CUBIC FT.	LIST PRICE
 Tray with Sliding Mouse Support	D x W x H					
	KT01	10.5 x 21.3 x 2	70	7	.40	\$293
	Mouse surface slides below support for left or right mouse positioning. Keyboard surface is 21" w x 11" d. Mouse surface extends 9" beyond the side of the tray. Compatible with all Global keyboard mechanisms. ABS plastic tray and sliding mouse tray. • Specify mechanism separately (see next page)					
 27" HDPE Tray	KT27M02	11.5 x 27.5 x .38	70	6	.40	\$377
	Allows mouse to be easily positioned at the same height as, and to the left or right of, the keyboard. Palm rest is easily removable. Includes anti-slip strips. High Density Polyethylene (HDPE) surface material. SSU palm rest. Compatible with all Global keyboard mechanisms. • Specify mechanism separately (see next page)					
 Tray with Height Adjustable Mouse Support - Black	KTMT03	11.5 x 23 x 2.8	100	5.80	.60	\$407
	Low profile tray with highly adjustable Mouse Support that allows the user to position the mouse surface according to their needs and preferences. Mouse support features include: height adjustment, swivel and tilt. User can easily mount on left or right side of keyboard tray, easily swivel and adjust the height position to maintain neutral postures, and independently adjust the mouse surface tilt so mouse stays on the support when the keyboard tray is tilted. Compatible with all Global keyboard mechanisms. Palm rest is easily removable. Includes Mouse Fence with Cable Manager and anti-slip strips. Keyboard tray is 20.5" w x 11" d and mouse support is 11" in diameter. Tray support material is a compact phenolic panel; mouse tray in ABS plastic. Plug-in gel-feel foam palm rest. • Specify mechanism separately (see next page)					
 Soft Touch Keyboard Support Mechanism	KSM01-21	23.8 x 9 x 4.3	85	9.20	.70	\$291
	KSM01-18	19.7 x 7.4 x 3.6	85	7.60	.60	\$291
	KSM01-12	13 x 5 x 2.4	85	5.10	.40	\$291
	Soft Touch knob for simultaneous height and tilt adjustment. Spring-assist mechanism. Compatible with all Global keyboard mechanisms. Good for single users who do not adjust their keyboard often. • KSM01-21 requires 21.75" of depth clearance under the surface for installation. • KSM01-18 requires 18" of depth clearance under the surface for installation. • KSM01-12 requires 12" of depth clearance under the surface for installation. • Specify keyboard tray separately (see previous page)					

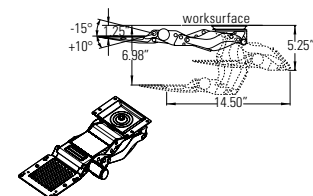
KEYBOARD MECHANISMS



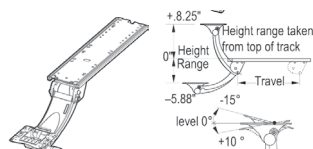
Lift-N-Lock Keyboard Support Mechanism



Slim Fit Keyboard Support Mechanism



Trackless Keyboard Support Mechanism



Lift-N-Lock Sit-Stand Mechanism

MODEL#

DIMENSIONS

FREIGHT CLASS

WT/LBS.

CUBIC FT.

LIST PRICE

D x W x H

KSM02-21	23.8 x 9 x 9.7	85	9.70	.70	\$381
KSM02-18	19.7 x 7.4 x 8.2	85	8	.60	\$381
KSM02-12	13 x 5 x 5.4	85	5.40	.40	\$381

Soft touch knob for tilt adjustment and independent tilt adjustment. Locks automatically into position with release of tray.

Compatible with all Global keyboard mechanisms. Good for single users who frequently change positions or for multiple users.

- KSM02-21 requires 21.75" of depth clearance under the surface for installation.
- KSM02-18 requires 18" of depth clearance under the surface for installation.
- KSM02-12 requires 12" of depth clearance under the surface for installation.

• **Specify keyboard tray separately (see previous page)**

Black:

KSFK-21	17.5 x 7.5 x 4.75	70	9	.60	\$381
KSFK-18	17.5 x 7.5 x 4.75	70	8.30	.50	\$381
KSFK-12	17.5 x 7.5 x 4.75	85	7.30	.50	\$381

Warm White:

KSFK-21-W	17.5 x 7.5 x 4.75	85	9	0.7	\$453
-----------	-------------------	----	---	-----	--------------

Super slim profile accommodates leg clearance requirements of more users. Soft touch knob for tilt adjustment and independent tilt adjustment. Locks automatically into position with release of tray. Height and depth indicators together in dashboard. Compatible with all Global keyboard mechanisms. Good for single users who frequently change positions and for multiple users. Swivels 360°.

- KSFK-21 requires 21.75" of depth clearance under the surface for installation.
- KSFK-18 requires 18" of depth clearance under the surface for installation.
- KSFK-12 requires 12" of depth clearance under the surface for installation.

• **Specify keyboard tray separately (see previous page)**

Black:

KSTRKLS-B	14.5 x 7.5 x 5.25	70	6	0.3	\$534
-----------	-------------------	----	---	-----	--------------

Super slim profile trackless keyboard mechanism designed to fit worksurfaces such as height adjustable tables and benching systems, where space is limited and conventional track mounted keyboard mechanisms will not fit. Soft touch knob for tilt adjustment and independent tilt adjustment. Locks automatically into position with release of tray. Compatible with all Global keyboard trays.

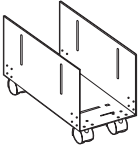
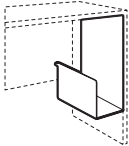
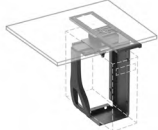
• **Specify keyboard tray separately (see previous page)**

KSM03-21	23.8 x 9 x 9.7	85	11.80	.90	\$611
KSM03-18	19.7 x 7.4 x 8	85	9.70	.70	\$611
KSM03-12	13 x 5 x 5.3	85	6.50	.50	\$611

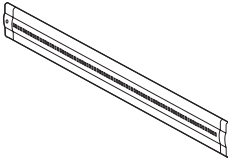
Ergonomic support for both seated and standing positions. Curved neck allows user closer access to the desk. Compatible with all Global keyboard mechanisms. Soft touch knob for tilt adjustment and independent tilt adjustment. Locks automatically into position with release of tray. Recommended for single users who alternate between sitting and standing.

- KSM03-21 requires 21.75" of depth clearance under the surface for installation.
- KSM03-18 requires 18" of depth clearance under the surface for installation.
- KSM03-12 requires 12" of depth clearance under the surface for installation.

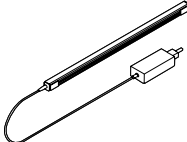
• **Specify keyboard tray separately (see previous page)**

CPU ACCESSORIES	MODEL#	DIMENSIONS	FREIGHT CLASS	WT/LBS.	CUBIC FT.	LIST PRICE
<div><p>CPU Holder on Casters</p></div> <div><p>Power Park CPU Holder</p></div> <div><p>CPU Holder on Glide Track</p></div>		D x W x H				
	PCPU-HC	15 x 11 x 10.37	70	8	0.45	\$201
	Adjusts 5" - 9" in width. Front locking casters. Assembly hardware included. Height without CPU is 10.4". Depth without CPU is 15". Black only.					
	PCPU-HO	15 x 5-11 x 18	92.5	11.5	1	\$176
	Desk mounted CPU Holder. Adjusts 5" - 11" in width. Mounting hardware included. Height without CPU is 18". Depth without CPU is 15". Black only.					
	PCPU-GT	-- x -- x --	100	12.6	1.4	\$435
	Accepts tower CPUs with widths from 3.5" to 9.3" and heights from 12.5" to 22.5". 17" glide track and 360° swivel for easy access to rear of CPU. Steel and engineered resin construction.					


TASK LIGHTING



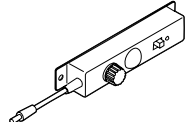
LED Task Light



Starter LED Task Light



Add-On LED Task Light



Occupancy Sensor

MODEL#	DIMENSIONS	FREIGHT CLASS	WT/LBS.	CUBIC FT.	LIST PRICE
D x W x H					
PLED30	1.5 x 15.5 x .5	150	2	0.5	\$522
PLED50	1.5 x 23.5 x .5	150	2	.50	\$601
PLED100	1.5 x 43.5 x .5	125	3	.50	\$697

Energy efficient LED. Ultra slim design. Suitable for hanging under hutch or wallhung units. 6' power cord. UL listed: UL 153.

PLEDS240	0.94 x 22.9 x .79	70	2.5	0.13	\$257
PLEDS360	0.94 x 33.5 x .79	70	2.8	0.16	\$296
PLEDS480	0.94 x 45.5 x .79	70	3.2	0.21	\$329

Undercabinet slim profile LED linear light fixture with lens and On/Off switch. May be used as stand-alone or extended with add-on section below (PLEDAxxx). Plug-in power supply with 72" cord length plus 78" DC cable. Includes magnetic mounting brackets for both steel and laminate units; for laminate units, additional mounting plates are required and included. Light enclosure in clear anodizing finish. Color temperature cool white 4000K. Lifespan rated 30,000 hours. UL listed: UL 153.

	PLEDS240	PLEDS360	PLEDS480
Nominal size	24"W	36"W	48"W
Number of LEDs	36	54	72
Total light output (lumens)	580	780	1150
Power input per light (watts)	9	13.5	18

PLEDA240	0.94 x 22.9 x .79	70	2.5	0.13	\$210
PLEDA360	0.94 x 33.5 x .79	70	2.8	0.16	\$249
PLEDA480	0.94 x 45.5 x .79	70	3.2	0.21	\$282

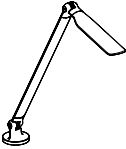
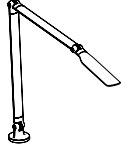

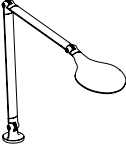
Undercabinet slim profile LED linear add-on light fixture with lens. Daisy chain unit with 39" linking cable, no power supply. Add-on units can only be linked up to a total of 48 watts per power supply; this is equivalent to 10 feet of nominal length of light per power supply. Includes magnetic mounting brackets for both steel and laminate units; for laminate units, additional mounting plates are required and included. Light enclosure in clear anodizing finish. Color temperature cool white 4000K. Lifespan rated 30,000 hours. UL listed: UL 153.

	PLEDA240	PLEDA360	PLEDA480
Nominal size	24"W	36"W	48"W
Number of LEDs	36	54	72
Total light output (lumens)	580	780	1150
Power input per light (watts)	9	13.5	18


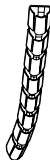
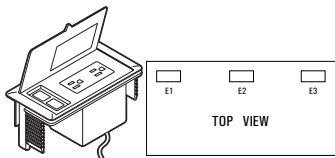

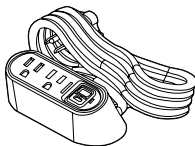
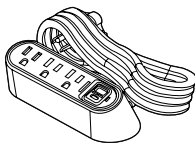
PLEDOS	0.93 x 4.4 x 1.3	70	0.40	0.01	\$104
--------	------------------	----	------	------	-------

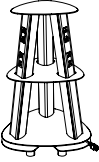
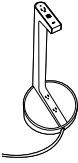
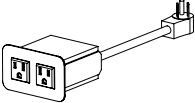
Inline add-on controller for dimming and occupancy sensor. UL listed: UL153.

TASK LIGHTING	MODEL#	DIMENSIONS	FREIGHT CLASS	WT/LBS.	CUBIC FT.	LIST PRICE
D x W x H						
Mounting Options for Voyage and Revo Lights: Freestanding Base (FS) Freestanding Base with USB charge port (FSUSB) - Add \$110. Surface Mount (SM) Clamp Mount (CM)						




REVO + VOYAGE	MODEL#	DIMENSIONS	FREIGHT CLASS	WT/LBS.	CUBIC FT.	LIST PRICE
 Voyage - Single Arm	LINLAMPS	6 x 6 x 14.1	60	2.66	.01	\$709
	Fully articulating body with single arm. 6' power cord. Touch and hold dimming capability, with auto shut-off after 10 hours. Brightness adjustment from 100% to 15%. 18 fractional LEDs, 337 lumens, 3500K color temperature. 85 CRI. 94% post consumer recyclability by weight. Available in Black (BLK), White (WHT) and Silver (SLV). Mounting accessories sold separately (see above). Optional integrated USB port in base (FSUSB) allows for charging of mobile devices. UL listed: UL 1153:2014. • Occupancy Sensor (OS) - Add \$83					
 Voyage - Double Arm	LINLAMPD	6 x 6 x 21.6	60	2.66	.01	\$726
	Fully articulating body with double arm. 6' power cord. Touch and hold dimming capability, with auto shut-off after 10 hours. Brightness adjustment from 100% to 15%. 18 fractional LEDs, 337 lumens, 3500K color temperature. 85 CRI. 94% post consumer recyclability by weight. Available in Black (BLK), White (WHT) and Silver (SLV). Mounting accessories sold separately (see above). Optional integrated USB port in base (FSUSB) allows for charging of mobile devices. UL listed: UL 1153:2014. • Occupancy Sensor (OS) - Add \$83					
 Revo - Single Arm	RNDLAMPS	6 x 6 x 14.1	60	2.66	.01	\$709
	Fully articulating body with single arm. 6' power cord. Touch and hold dimming capability, with auto shut-off after 10 hours. Brightness adjustment from 100% to 15%. 18 fractional LEDs, 294 lumens, 3500K color temperature. 85 CRI. 94% post consumer recyclability by weight. Available in Black (BLK), White (WHT) and Silver (SLV). Mounting accessories sold separately (see above). Optional integrated USB port in base (FSUSB) allows for charging of mobile devices. UL listed: UL 1153:2014. • Occupancy Sensor (OS) - Add \$83					
 Revo - Double Arm	RNDLAMPD	6 x 6 x 21.6	60	2.66	.01	\$726
	Fully articulating body with double arm. 6' power cord. Touch and hold dimming capability, with auto shut-off after 10 hours. Brightness adjustment from 100% to 15%. 18 fractional LEDs, 294 lumens, 3500K color temperature. 85 CRI. 94% post consumer recyclability by weight. Available in Black (BLK), White (WHT) and Silver (SLV). Mounting accessories sold separately (see above). Optional integrated USB port in base (FSUSB) allows for charging of mobile devices. UL listed: UL 1153:2014. • Occupancy Sensor (OS) - Add \$83					

Required Specifications	Optional Specifications
Finish Mount	Occupancy Sensor

POWER/DATA	MODEL#	DIMENSIONS D x W x H	FREIGHT CLASS	WT./LBS.	CUBIC FT.	LIST PRICE
 <p>Cable Snake</p>	PCSN01	2 x 3 x 31.25	92.5	2.10	.20	\$144
	Flexible cable management. Provides access to power/data from floor to underside of worksurface where it attaches. Two pathways within Cable Snake. Silver (SIL) plastic only.					
 <p>Cable Snake Extension</p>	PCSN01E	- x - x -	92.5	2.1	0.2	\$116
Extension kit to use with cable snake PCSN01. Additional 8 links extend cable snake up to 49" in length. Ideal for height adjustable tables. Silver plastic only.						
 <p>Power/Data Block</p>	PMSPPM	3.5 x 6.5 x 2.75	70	2	.10	\$352
Worksurface power and data module. Two power receptacles and two data receptacles. 9' black cord included. Specify position and add \$103 for cut-out in worksurface. See diagram E1/E2/E3 for specification location. Black only. Cut-out dimensions: 5.95" x 2.75". UL listed: UL 1363.						
 <p>Mini Adapt Power Module</p>	PEUTEM	3 x 3.8 x 2	70	1	.18	\$236
Two power receptacles. Attaches to edge of table or desk through grommet hole. 6' black cord. Black only.						
 <p>DPC Slim Desktop 2 Power/USB-A and -C</p>	PSDPC22W	2.25 x 4.88 x 2.25	60	2.5	0.5	\$324
Desktop power center with two 15A tamper resistant power receptacles, one USB-A port and one USB-C port (provides 3.1A). 10' cord with molded plug. Includes three mounting options: a screw-in mounting plate for forward facing outlets; under surface mount bracket; or a clamp mounting kit for 0.5"-1.5" thick surfaces. Gloss White body with Grey face. UL listed: UL 962A.						
 <p>DPC Slim Desktop 3 Power/USB-A and -C</p>	PSDPC32W	2.25 x 6 x 2.25	60	2.6	0.5	\$432
Desktop power center with three 15A tamper resistant power receptacles, one USB-A port and one USB-C port (provides 3.1A). 10' cord with molded plug. Includes three mounting options: a screw-in mounting plate for forward facing outlets; under surface mount bracket; or a clamp mounting kit for 0.5"-1.5" thick surfaces. Gloss White body with Grey face. UL listed: UL 962A.						






POWER / DATA	MODEL#	DIMENSIONS	FREIGHT CLASS	WT/LBS.	CUBIC FT.	LIST PRICE
 Isle Power Tower		D x W x H				
	PTISL96GB	18 x 18 x 25.5	92.5	68	6.50	\$4005
	PTISL96GW	18 x 18 x 25.5	92.5	68	6.50	\$4005
	PTISL96SP	18 x 18 x 25.5	92.5	68	6.50	\$4005
<p>Includes three standard duplexes each with (2) 110V power outlets, and three USB A+C duplexes each with (2) 110V power outlets, (1) 55W USB-C power delivery port and (1) 1.5A, 5V USB-A port; total of (12) 110V power outlets, (3) USB-C and (3) USB-A ports. 9' cord with molded plug.</p> <p>Available in Gloss Black (GB), Gloss White (GW) and Silver Pearl (SP) as indicated by last letter of model number.</p>						
 Vesta Portable Power Tower	PPVST3WF	12 x 12 x 28.25	250	10	4.30	\$1683
	<p>Includes three 110V power outlets (one on top, two on base), two USB-A and one USB-C charging ports. 10' cord with plug. Matte White finish with Fog inserts.</p>					
 Cove Mini - Power	COV-SM-2-_-108	--	70	1.5	.25	\$266
	<p>Retrofits into any AG or POG grommet cut-out (grommet cover must be removed). Includes two power outlets. Requires 2" clearance below the worksurface. 9' black cord. UL listed: UL 962A.</p> <ul style="list-style-type: none">• This unit utilizes the entire grommet, eliminating available wire pass thru• Replace _ with B for Black• Replace _ with S for Silver					

Required Specifications
Finish

POWER / DATA	MODEL#	DIMENSIONS	FREIGHT CLASS	WT/LBS.	CUBIC FT.	LIST PRICE
		D x W x H				
	PS3525057	3.2 x 5.5 x 3	60	3.01	0.2	\$533
	PS3525002	3.2 x 5.5 x 3	60	3.01	0.2	\$533
						
	PS3526057	2.8 x 5.5 x 1.8	60	3.2	0.2	\$533
	PS3526002	2.8 x 5.5 x 1.8	60	3.2	0.2	\$533
						
	PS3526957	3.2 x 5.5 x 3	60	3.01	0.2	\$613
	PS3526902	3.2 x 5.5 x 3	60	3.01	0.2	\$613
Ashley Duo clamp mount power module with two 15 amp 120 Volt AC receptacles; 2.4 amp USB-A port and 60 watt USB-C power delivery port, 10' power cord with molded plug, UL listed: UL 962A. Clamp accommodates worksurfaces 0.5" to 1.5" thick; fastened with thumb screws.						
<ul style="list-style-type: none">• PS3525057 - White module with Silver bracket.• PS3525002 - Black module with Silver bracket						
Ashley Duo under mount power module with two 15 amp 120 Volt AC receptacles; 2.4 amp USB-A port and 60 watt USB-C power delivery port, 10' power cord with molded plug, UL listed: UL 962A. Mountable under most worksurfaces. Installation template provided.						
<ul style="list-style-type: none">• PS3526057 - White module with Silver bracket• PS3526002 - Black module with Silver bracket.						
Ashley Trio clamp mount power module with three 15-amp 120 Volt AC receptacles; 2.4-amp USB-A port and 60 watt USB-C power delivery port, 10' power cord with molded plug, and an adapter kit containing blank cover, HDMI, RJ45 or VGA adapter brackets. NOTE: HDMI, RJ45 and VGA connectors are not included. UL listed: UL 962A. Clamp accommodates worksurfaces 0.5" to 1.5" thick; fastened with thumb screws.						
<ul style="list-style-type: none">• PS3526957 - White module with Silver bracket.• PS3526902 - Black module with Silver bracket						

Required Specifications

Finish

POWER/DATA	MODEL#	DIMENSIONS	FREIGHT CLASS	WT/LBS.	CUBIC FT.	LIST PRICE
		D x W x H				
	PRTMCS401B	4.22 x 10.78 x 4.86	100	4.3	0.51	\$486
	PRTMCS401T	4.22 x 10.78 x 4.86	100	4.3	0.51	\$486
	PRTMCS401W	4.22 x 10.78 x 4.86	100	4.3	0.51	\$486
						
	PRTMCS421B	4.22 x 10.78 x 4.86	100	4.3	0.51	\$638
	PRTMCS421T	4.22 x 10.78 x 4.86	100	4.3	0.51	\$638
	PRTMCS421W	4.22 x 10.78 x 4.86	100	4.3	0.51	\$638
						
	PRTMCD602B	6.22 x 10.78 x 4.86	92.5	5.9	0.51	\$555
	PRTMCD602T	6.22 x 10.78 x 4.86	92.5	5.9	0.51	\$555
	PRTMCD602W	6.22 x 10.78 x 4.86	92.5	5.9	0.51	\$555
						
	PRTMCD622B	6.22 x 10.78 x 4.86	92.5	6.1	0.51	\$699
	PRTMCD622T	6.22 x 10.78 x 4.86	92.5	6.1	0.51	\$699
	PRTMCD622W	6.22 x 10.78 x 4.86	92.5	6.1	0.51	\$699
						
	PRTMCD642B	6.22 x 10.78 x 4.86	85	6.3	0.51	\$842
	PRTMCD642T	6.22 x 10.78 x 4.86	85	6.3	0.51	\$842
	PRTMCD642W	6.22 x 10.78 x 4.86	85	6.3	0.51	\$842

Single-sided recessed power block with **one regular duplex and one telecom knockout on top; one power duplex on bottom**. 10' power cord with straight plug. Specify telecom options separately, see page 589. Available in Black (**B**), Tungsten (**T**) or Designer White (**W**) as indicated by the last letter of model number. Duplexes always Grey. Corresponding cut-out options are **R1, R2 or R3**. Units are not approved for daisy chaining. UL listed: UL 1363. Cut-out dimensions: 10.45" x 4".

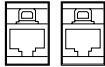
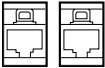
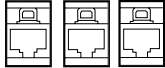
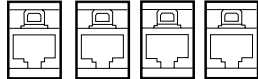
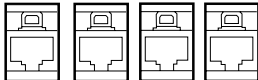

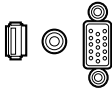


Single-sided recessed power block with **one power/USB-A/USB-C duplex and one telecom knockout on top; one power duplex on bottom**. USB-A port charges max 2.4 amps at 5V and USB-C port charges max 3 amps at 5V. 10' power cord with straight plug. Specify telecom options separately, see page 589. Available in Black (**B**), Tungsten (**T**) or Designer White (**W**) as indicated by the last letter of model number. Duplexes always Grey (duplex with USB ports is glossy finish). Corresponding cut-out options are **R1, R2 or R3**. Units are not approved for daisy chaining. UL listed: UL 1363. Cut-out dimensions: 10.45" x 4".

Double-sided recessed power block with **two regular power duplexes and two telecom knockouts on top; one power duplex on bottom**. 10' power cord with straight plug. Specify telecom options separately, see page 589. Available in Black (**B**), Tungsten (**T**) or Designer White (**W**) as indicated by last letter of model number. Duplexes always Grey. Corresponding cut-out options are **T1, T2 or T3**. Units are not approved for daisy chaining. UL listed: UL 1363. Cut-out dimensions: 10.45" x 6".

Double-sided recessed power block with **one regular power duplex, one power/USB-A/USB-C duplex and two telecom knockouts on top; one power duplex on bottom**. USB-A port charges max 2.4 amps at 5V and USB-C port charges max 3 amps at 5V. 10' power cord with straight plug. Specify telecom options separately, see page 589. Available in Black (**B**), Tungsten (**T**) or Designer White (**W**) as indicated by last letter of model number. Duplexes always Grey (duplex with USB ports is glossy finish). Corresponding cut-out options are **T1, T2 or T3**. Units are not approved for daisy chaining. UL listed: UL 1363. Cut-out dimensions: 10.45" x 6".

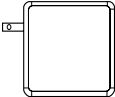




Double-sided recessed power block with **two power/USB-A/USB-C duplexes and two telecom knockouts on top; one power duplex on bottom**. USB-A port charges max 2.4 amps at 5V and USB-C port charges max 3 amps at 5V. 10' power cord with straight plug. Specify telecom options separately, see page 589. Available in Black (**B**), Tungsten (**T**) or Designer White (**W**) as indicated by last letter of model number. Duplexes always Grey (duplex with USB ports is glossy finish). Corresponding cut-out options are **T1, T2 or T3**. Units are not approved for daisy chaining. UL listed: UL 1363. Cut-out dimensions: 10.45" x 6".

Required Specifications
Finish

TELECOM PLATES	MODEL#	DIMENSIONS	FREIGHT CLASS	WT/LBS.	CUBIC FT.	LIST PRICE
	D x W x H					
	PTEL01	- x - x -	70	0.01	0.05	\$175
Includes 2 x RJ45 cat 6 data jacks. Black telecom plate. To be hardwired by data contractor. For use only with PRTMCS4xxxx and PRTMCD6xxxx power blocks with data.						
	PTEL12	- x - x -	70	1	0.01	\$221
	Grey telecom plate with (2) RJ45 cat 6 data jacks. To be hardwired by data contractor. For use only with PRTMCS4xxxx and PRTMCD6xxxx power blocks with data.					
	PTEL02	- x - x -	70	0.01	0.05	\$237
	Includes 2 x RJ45 cat 6 data and 1 RJ11 cat phone. Black telecom plate. To be hardwired by data contractor. For use only with PRTMCS4xxxx and PRTMCD6xxxx power blocks with data.					
	PTEL03	- x - x -	70	0.01	0.05	\$363
	Includes 4 x RJ45 cat 6 data. Black telecom plate. To be hardwired by data contractor. For use only with PRTMCS4xxxx and PRTMCD6xxxx power blocks with data.					
	PTEL13	- x - x -	70	1	0.01	\$400
	Grey telecom plate with (4) RJ45 cat 6 data jacks. To be hardwired by data contractor. For use only with PRTMCS4xxxx and PRTMCD6xxxx power blocks with data.					
	PTEL04	- x - x -	70	0.01	0.05	\$309
	Includes 1 x RJ45 cat 6 data, mini stereo and 15 pin HD VGA. Black telecom plate. To be hardwired by data contractor. For use only with PRTMCS4xxxx and PRTMCD6xxxx power blocks with data.					
	PTEL05	- x - x -	70	0.01	0.05	\$428
	Includes mini stereo, 15 pin HD VGA and HDMI. Black telecom plate. For use only with PRTMCS4xxxx and PRTMCD6xxxx power blocks with data.					
	PTEL14	2 x 3.25 x -	70	1	0.01	\$515
	Grey telecom plate with mini stereo, 15 pin HD VGA with female to male connector cable and HDMI with female to female connector cable. For use only with PRTMCS4xxxx and PRTMCD6xxxx power blocks with data.					
	PTEL08	- x - x -	70	1	0.01	\$188
	Grey telecom plate with (1) USB-C port w/20" male pigtail and (1) USB-A port w/72" pigtail; requires powered USB transformer #PUSBTRSF ordered separately. For use only with PRTMCS4xxxx and PRTMCD6xxxx power blocks with data.					

Required Specifications

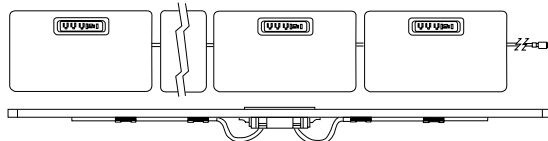
Finish

TELECOM PLATES		MODEL#	DIMENSIONS	FREIGHT CLASS	WT/LBS.	CUBIC FT.	LIST PRICE
<div> Powered USB Transformer</div> <div> Telecom Plate - 2 USB-A</div> <div> Telecom Plate - 2 RJ45, 1HDMI</div> <div> Telecom Plate - 1 HDMI, 1 USB-A</div> <div> Telecom Plate - 1 HDMI</div>			D x W x H				
		PUSBTRSF	- x - x -	70	1	0.01	\$125
		Powered USB transformer, 25w, 100-240 VAC, 5-9VDC (1) USB-C and (2) USB-A female ports - provides power for PTEL08. For use only with PRTMCS4xxxx and PRTMCD6xxxx power blocks with data.					
		PTEL09	- x - x -	70	1	0.01	\$252
		Grey telecom plate with (2) USB-A ports each 2/72" patchcord. For use only with PRTMCS4xxxx and PRTMCD6xxxx power blocks with data.					
		PTEL10	- x - x -	70	1	0.01	\$517
		Grey telecom plate with (2) RJ45 cat 6 data connectors, (1) HDMI w/36" male pigtail; female/female gender changer included. For use only with PRTMCS4xxxx and PRTMCD6xxxx power blocks with data.					
		PTEL11	- x - x -	70	1	0.01	\$412
		Grey telecom plate with (1) HDMI female/female w/36" patchcord and (1) USB-A with 72" patchcord. For use only with PRTMCS4xxxx and PRTMCD6xxxx power blocks with data.					
		PTEL15	- x - x -	70	1	0.10	\$474
		Grey telecom plate with (1) HDMI female/female with 36" patchcord. For use only with PRTMCS4xxxx and PRTMCD6xxxx power blocks with data.					

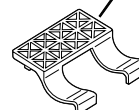
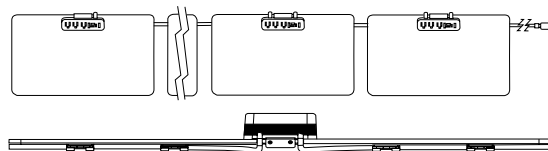
POWER SOLUTIONS FOR FLEXIBLE SPACES

- Perfect for training areas, meeting rooms, in-office workstations and more; Code compliant that allows users to optimize any space providing convenient power access.
- Connect up to four units from a single infeed, delivering AC power and USB charging to the table tops.
- Two styles are available: in-surface modules or on-surface modules.
- Starter modules include 10' corded infeed with three prong NEMA plug.
- Touch safe easy to use connectors from module to module with added latch to prevent unintended separation.
- Each module features three tamper-resistant receptacles, USB-A and USB-C charging ports.
- Overall maximum length joined together not to exceed 48.5 feet per infeed.
- UL listed to **UL962A SD**, the standard for furniture power distribution units on portable/movable workspace tables.
- Certified to CSA standard **C22.2 No. 203-16**.
- When ordering in-surface modules be sure to select corresponding cut-out options when specifying tables. Specify **MPS** for a single centered cut-out on the approach side of the table or **MPD** for two cut-outs in the left and right hand positions. Upcharge will apply per cut-out. Cut-outs are available on the following series: **2gether tables, Bungee rectangular fixed and flip-top tables, Bungee SL tables, ConneCTables, Edventure study carrels and Zook rectangular and flip-top tables**. Surface must be a minimum of 0.5" to a maximum of 1.5" thick for proper mounting of the units.
- On-surface modules come with a clamp mount that will accommodate any material from 0.5" to 1.5" thick; additional brackets are also included for alternate screw in mounting options that can accommodate vertical or horizontal positions.
- In-surface cut-out dimensions: 7.15" x 2.25".

In Surface






On Surface



Cable management cord clips:

Included with each unit (2 clips per cord) and are available separately in packs of 10.

MODPOWER DAISY-CHAIN SOLUTION	MODEL#	DIMENSIONS D x W x H	FREIGHT CLASS	WT/LBS.	CUBIC FT.	LIST PRICE
	PMDSF10MG	2.75 x 7.63 x 2.63	250	3.44	1	\$555
	PMDSF10WH	2.75 x 7.63 x 2.63	250	3.44	1	\$555
	PMDCF3MG	2.75 x 7.63 x 2.63	250	2.44	1	\$522
	PMDCF3WH	2.75 x 7.63 x 2.63	250	2.44	1	\$522
	PMDEF3MG	2.75 x 7.63 x 2.63	70	1.85	1	\$457
	PMDEF3WH	2.75 x 7.63 x 2.63	70	1.85	1	\$457

ModPower In-Surface Starter Unit




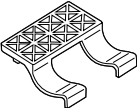

Includes infeed, one 10' cord with NEMA plug and one 3' connector cord. Unit is equipped with three 15A tamper-resistant receptacles, one USB-A and one USB-C charging ports, and a circuit breaker. Four cable management cord clips included. Specify corresponding cut-out code when ordering table: single centered cut-out (**MPS**) or two cut-outs in left and right positions (**MPD**). Available in Magnesium (**MG**) or White (**WH**) finish as indicated by last characters of model number. UL listed: UL 962A.

ModPower In-Surface Middle Unit

Includes two 3' connector cords. Unit is equipped with three 15A rated 12A tamper-resistant receptacles, one USB-A and one USB-C charging ports, and a circuit breaker. Four cable management cord clips included. Specify corresponding cut-out code when ordering table: single centered cut-out (**MPS**) or two cut-outs in left and right positions (**MPD**). Available in Magnesium (**MG**) or White (**WH**) finish as indicated by last characters of model number. UL listed: UL 962A.

ModPower In-Surface End Unit

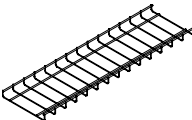
Includes one 3' connector cord. Unit is equipped with three 15A rated 12A tamper-resistant receptacles, one USB-A and one USB-C charging ports, and a circuit breaker. Two cable management cord clips included. Specify corresponding cut-out code when ordering table: single centered cut-out (**MPS**) or two cut-outs in left and right positions (**MPD**). Available in Magnesium (**MG**) or White (**WH**) finish as indicated by last characters of model number. UL listed: UL 962A.

MODPOWER MODULES	MODEL#	DIMENSIONS	FREIGHT CLASS	WT/LBS.	CUBIC FT.	LIST PRICE
		D x W x H				
	PMDSA10MG	1.75 x 6.13 x 2.5	150	4.33	1	\$587
	PMDSA10WH	1.75 x 6.13 x 2.5	150	4.33	1	\$587
ModPower On-Surface Starter Unit	Includes infeed, one 10' cord with NEMA plug and one 3' connector cord. Unit is equipped with three 15A tamper-resistant receptacles, one USB-A and one USB-C charging ports, and a circuit breaker. Includes edge clamp and three other mounting methods. Four cable management cord clips included. Available in Magnesium (MG) or White (WH) finish as indicated by last characters of model number. UL listed: UL 962A.					
	PMDCA3MG	1.75 x 6.13 x 2.5	250	3.33	1	\$555
	PMDCA3WH	1.75 x 6.13 x 2.5	250	3.33	1	\$555
ModPower On-Surface Middle Unit	Includes two 3' connector cords. Unit is equipped with three 15A rated 12A tamper-resistant receptacles, one USB-A and one USB-C charging ports, and a circuit breaker. Includes edge clamp and three other mounting methods. Four cable management cord clips included. Available in Magnesium (MG) or White (WH) finish as indicated by last characters of model number. UL listed: UL 962A.					
	PMDEA3MG	1.75 x 6.13 x 2.5	250	2.75	1	\$489
	PMDEA3WH	1.75 x 6.13 x 2.5	250	2.75	1	\$489
ModPower On-Surface End Unit	Includes one 3' connector cord. Unit is equipped with three 15A rated 12A tamper-resistant receptacles, one USB-A and one USB-C charging ports, and a circuit breaker. Includes edge clamp and three other mounting methods. Two cable management cord clips included. Available in Magnesium (MG) or White (WH) finish as indicated by last characters of model number. UL listed: UL 962A.					
	PMDCLIPS	2.5 x 2.6 x .6	70	0.03	0.02	\$98
	Package of 10 clips.					
	PMDJ36BK	-- x 36 x --	70	1.38	0.09	\$329
	Interconnection jumper cord to add an additional 3' of cord length between in-surface and on-surface ModPower units. 3' cord with male and female connector. Package of 2 jumpers. UL listed: UL 962A.					

Required Specifications

Finish

OFFICE ACCESSORIES




Power/Data Cable Basket

MODEL#	DIMENSIONS	FREIGHT CLASS	WT/LBS.	CUBIC FT.	LIST PRICE
D x W x H					
BRTCB76KIT	8 x 34 x 1	70	1.56	0.15	\$281
BRTCB70	8 x 70 x 1	100	3.22	0.34	\$204
BRTCB64	8 x 64 x 1	92.5	2.94	0.29	\$190
BRTCB58	8 x 58 x 1	92.5	2.66	0.26	\$184
BRTCB52	8 x 52 x 1	100	2.39	0.24	\$173
BRTCB46	8 x 46 x 1	92.5	2.16	0.21	\$163
BRTCB40	8 x 40 x 1	70	1.8	0.18	\$155
BRTCB34	8 x 34 x 1	70	1.56	0.15	\$149
BRTCB28	8 x 28 x 1	70	1.2	0.13	\$131
BRTCB22	8 x 22 x 1	70	1.01	0.1	\$123
BRTCB16	8 x 16 x 1	70	0.73	0.07	\$116
BRTCB8	8 x 8 x 1	70	0.36	0.03	\$104

Shallow, 8" wide basket manages cable excess and serves to manage cords and cables. It can be easily unclipped from spring steel brackets (included) to rearrange cable connections from below worksurface. Spring steel brackets can suspend the Cable Basket below the worksurface where it keeps the cords and cables off the floor and manages them along the horizontal plane - between floor monuments and Storage Vertical Cable Manager, for example. Tall storage cabinet's legs provide easy access to the Cable Basket where it can easily be unclipped from spring steel brackets to rearrange cable connections. Steel wire construction, chrome finish baskets; black spring steel hanging brackets, fasteners.


Wire Manager



PEWM5.5	2 x 66 x 2	70	.60	.10	\$211
PEWM5	2 x 60 x 2	70	.60	.10	\$177
PEWM4.5	2 x 54 x 2	70	.50	.10	\$158
PEWM4	2 x 48 x 2	70	.50	.10	\$144
PEWM3.5	2 x 42 x 2	70	.40	.10	\$124
PEWM3	2 x 36 x 2	70	.40	.10	\$111
PEWM2.5	2 x 30 x 2	70	.30	.10	\$91
PEWM2	2 x 24 x 2	70	.30	.10	\$75
PEWM1.5	2 x 18 x 2	70	.20	.10	\$59
PEWM1	2 x 12 x 2	70	.20	.10	\$43



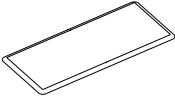
Plastic tray flexes to receive and hold electrical and data wires. Quickly attaches with two strips of double-sided tape. Black (BLK) only.

Vertical Wire Manager

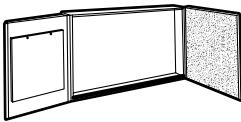
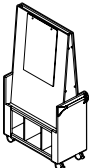
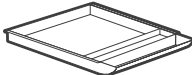


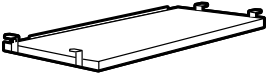
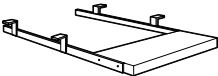
PEVWM	2 x 22 x 2	70	.30	.10	\$73
-------	------------	----	-----	-----	------




From underside of worksurface to bottom panel. Capable of holding electrical and data wires in a vertical position. Black (BLK) only. Attaches with two strips of double-sided tape.

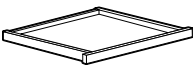
OFFICE ACCESSORIES	MODEL#	DIMENSIONS	FREIGHT CLASS	WT/LBS.	CUBIC FT.	LIST PRICE
 Coat Tree		D x W x H				
	PCOS2	25 x 25 x 60	300	8	4.67	\$529
	PCOS3	25 x 25 x 60	300	8	4.67	\$529
Square tube metal frame, complete with four Chrome double hooks. Adjustable glides. 60" high. Ships UPS. 3 per carton • PCOS2 is finished in Black. PCOS3 is finished in Chrome.						
 Coat Tree*	PCT	25 x 25 x 65	250	6	3	\$678
Square tube. Complete with four satin brass double hooks. 65" high. Available in the following finishes: Absolute (AAM), Black (BKM), Cherry (ACM), Cherry Latte (CLM), Cocoa Vanilla (CVM), English Oak (EOM), Fruitwood (TFM), Honey (AHM), Gray (HGM), Mahogany (TMM), Maple (AVM), Medium Walnut (MWM), Night (ASM), Sandy Beach (SBM), Walnut (TWM), White (WHM) and Winter Cherry (WCM). Ships UPS. 1 per carton.						
 Anti-Fatigue Mat	PAFM3018	29.4 x 17.63 x .75	85	4.4	0.3	\$182
	PAFM4820	48 x 20 x .75	85	7.7	0.59	\$292
	Polyurethane anti-fatigue mat offers increased comfort and helps reduce strain while standing. Tapered, no-curl edges prevent tripping hazards. Anti-slip backing is suitable for low pile carpet or hard flooring. Black only.					

Required Specifications
Finish*

BOARDROOM ACCESSORIES		MODEL#	DIMENSIONS	FREIGHT CLASS	WT/LBS.	CUBIC FT.	LIST PRICE																								
		D x W x H																													
CONFERENCE CABINET NOTES <ul style="list-style-type: none">Visual boards feature a self edge all around.Available finishes:<table><tr><td>ACJ</td><td>Absolute Acajou</td><td>ASN</td><td>Asian Night</td><td>AWC</td><td>Avant Cherry</td><td>AWH</td><td>Avant Honey</td></tr><tr><td>BLK</td><td>Black</td><td>BRC</td><td>Brushed Cobalt</td><td>DES</td><td>Dark Espresso</td><td>DWT</td><td>Designer White</td></tr><tr><td>QTM</td><td>Quartered Mahogany</td><td>SOG</td><td>Storm Grey</td><td>WHC</td><td>White Chocolate</td><td>WCR</td><td>Winter Cherry</td></tr></table>		ACJ	Absolute Acajou	ASN	Asian Night	AWC	Avant Cherry	AWH	Avant Honey	BLK	Black	BRC	Brushed Cobalt	DES	Dark Espresso	DWT	Designer White	QTM	Quartered Mahogany	SOG	Storm Grey	WHC	White Chocolate	WCR	Winter Cherry						
ACJ	Absolute Acajou	ASN	Asian Night	AWC	Avant Cherry	AWH	Avant Honey																								
BLK	Black	BRC	Brushed Cobalt	DES	Dark Espresso	DWT	Designer White																								
QTM	Quartered Mahogany	SOG	Storm Grey	WHC	White Chocolate	WCR	Winter Cherry																								
	<table><tr><td>GVB4848</td><td>4 x 48 x 48</td><td>85</td><td>122</td><td>9.25</td><td>\$1806</td></tr><tr><td>AVB4848</td><td>4 x 48 x 48</td><td>70</td><td>135</td><td>9</td><td>\$1758</td></tr></table>						GVB4848	4 x 48 x 48	85	122	9.25	\$1806	AVB4848	4 x 48 x 48	70	135	9	\$1758													
	GVB4848	4 x 48 x 48	85	122	9.25	\$1806																									
AVB4848	4 x 48 x 48	70	135	9	\$1758																										
Visual Board*		<p>Includes white board and two side opening doors containing cork board on right door and 50-sheet paper writing pad on left door. Marker board can be used for projection. Set of 4 dry markers and eraser included.</p> <ul style="list-style-type: none">NOTE: Care should be taken to mount the units. Units should be mounted to wall studs using correct fasteners. Failure to do so may result in collapse of the unit and subsequent personal injury. Mounting hardware not included. Mounting hardware used should be based on wall material. Consult an installation professional for proper wall mounting.																													
	<table><tr><td>Z361872VB</td><td>36 x 18 x 72</td><td>250</td><td>187</td><td>38.50</td><td>\$3147</td></tr></table>						Z361872VB	36 x 18 x 72	250	187	38.50	\$3147																			
	Z361872VB	36 x 18 x 72	250	187	38.50	\$3147																									
Visual Board*		<p>Angled visual board with paper pad on one side and dry erase board on the opposite side. Unique push handles are standard. Locking casters included. Decorative aluminum trim is standard on the lip of each shelf. Height aligns with 36" buffets. Shipped RTA (ready to assemble).</p>																													
PENCIL DRAWERS		MODEL#	DIMENSIONS	FREIGHT CLASS	WT/LBS.	CUBIC FT.	LIST PRICE																								
	<table><tr><td>W1624PDR</td><td>16 x 24 x 2.25</td><td>92.5</td><td>5</td><td>.50</td><td>\$386</td></tr><tr><td>W1518PDR</td><td>18 x 15 x 2.25</td><td>92.5</td><td>4</td><td>.40</td><td>\$292</td></tr></table>						W1624PDR	16 x 24 x 2.25	92.5	5	.50	\$386	W1518PDR	18 x 15 x 2.25	92.5	4	.40	\$292													
	W1624PDR	16 x 24 x 2.25	92.5	5	.50	\$386																									
W1518PDR	18 x 15 x 2.25	92.5	4	.40	\$292																										
Pencil Drawer		<p>Black ABS plastic. Provides space for writing instruments and small items at the workspace. Attaches to underside of any 24"D and 30"D worksurface with included roller slides. Shipped RTA (ready to assemble).</p> <ul style="list-style-type: none">May be used with all casegoods.																													

KEYBOARD DRAWERS	MODEL#	DIMENSIONS	FREIGHT CLASS	WT/LBS.	CUBIC FT.	LIST PRICE
 Keyboard Shelf	KS20	D x W x H 11 x 20 x 3.5	92.5	10	1	\$283
	Pull-out laminate shelf. Specify finish from list available in each series. • Not available on Adaptabilities - see page 41 for comparable Adaptabilities option.					
 Keyboard Drawer	MPOKL	11 x 24 x 3.5	92.5	10	1	\$292
	Pull-out laminate drawer. Specify finish from list available in each series. • Not available on Adaptabilities - see page 41 for comparable Adaptabilities option.					

ACCESSORIES	MODEL#	DIMENSIONS	FREIGHT CLASS	WT/LBS.	CUBIC FT.	LIST PRICE
 Wire Manager Grommet	AG1	1.875 d x 3.25 w	100	--	--	\$103
	AG2					
	AG3					
Rectangular black surface mount that can be factory installed in any worksurface. Indicate position - left (AG1), center (AG2) or right (AG3). See individual Series Notes for further details. To order a grommet cover only, please specify GEN160-UN - \$27 list each.						
 L Bracket	MLB90	4.5 x 1.5	70	1	.01	\$64
Used to attach worksurfaces to end panels. Black only.						
 Flat Bracket	CST318	4.5 x 3	70	1	.01	\$60
Used as a mending plate to give additional worksurface support. Black only.						

CENTER DRAWERS	MODEL#	DIMENSIONS	FREIGHT CLASS	WT/LBS.	CUBIC FT.	LIST PRICE
CENTER DRAWER NOTES • Center drawers must be dealer or end user installed. Drawers do not fill entire center space opening. Approximate kneespace widths are: 30" x 60" DP 25½" 30" x 66" DP 31½" 30" x 72" DP 37½" 30" x 66"/20" x 40" L 22½" 30" x 66"/24" x 48" L 24½" 36" x 72"/24" x 48" L 30½"						
 Center Drawer*	CD20	18 x 20 x 3	100	8	1	\$228
	Laminate drawer front is attached to a 4-sided frame. Recommended for use on small L-shaped units, and on 30" x 60" and 66" desks.					

Required Specifications
Finish*

HANDLES	MODEL#	DIMENSIONS D x W x H	FREIGHT CLASS	WT/LBS.	CUBIC FT.	LIST PRICE
	GEN225-SIL	-- x 5 x --	70	1	.01	\$37
Silver Handle (HV)	<p>Silver finish, square edge handle style. For use on pedestals and all lateral files.</p> <ul style="list-style-type: none"> This handle has a measurement of 96mm center to center. Drawer handles on this page are for purchase. Installation is done by the customer. To purchase as a factory installed option on Zira desks, credenzas and returns, see series notes for option code and price. 					
	GEN225-BLK	-- x 5 x --	70	1	.01	\$37
Matte Black Handle (HU)	<p>Black matte finish, square edge handle style. For use on pedestals and all lateral files.</p> <ul style="list-style-type: none"> This handle has a measurement of 96mm center to center. Drawer handles on this page are for purchase. Installation is done by the customer. To purchase as a factory installed option on Zira desks, credenzas and returns, see series notes for option code and price. 					
	GEN217	-- x 5.25 x --	70	1	.01	\$37
Flared Brass Handle (HW)	<p>Satin brass finish, flared handle style. For use on pedestals and all lateral files.</p> <ul style="list-style-type: none"> This handle has a measurement of 96mm center to center. Drawer handles on this page are for purchase. Installation is done by the customer. To purchase as a factory installed option on Zira desks, credenzas and returns, see series notes for option code and price. 					
	GEN165	-- x 5.25 x --	70	1	.01	\$37
Flared Black Handle (HX)	<p>Black matte finish, flared handle style. For use on pedestals and all lateral files.</p> <ul style="list-style-type: none"> This handle has a measurement of 96mm center to center. Drawer handles on this page are for purchase. Installation is done by the customer. To purchase as a factory installed option on Zira desks, credenzas and returns, see series notes for option code and price. 					
	GEN189-HS	-- x 4.5 x --	70	1	.01	\$37
Flared Silver Handle (HS)	<p>Silver finish, flared handle style. For use on pedestals and all lateral files.</p> <ul style="list-style-type: none"> This handle has a measurement of 96mm center to center. Drawer handles on this page are for purchase. Installation is done by the customer. To purchase as a factory installed option on Zira desks, credenzas and returns, see series notes for option code and price. 					
	GEN190	-- x 4.9 x --	70	1	.01	\$37
Dimpled Nickel Handle (HZ)	<p>Nickel matte finish, dimpled handle style. For use on pedestals and all lateral files.</p> <ul style="list-style-type: none"> This handle has a measurement of 96mm center to center. Drawer handles on this page are for purchase. Installation is done by the customer. To purchase as a factory installed option on Zira desks, credenzas and returns, see series notes for option code and price. 					
	GEN256	-- x 4.75 x --	70	1	.01	\$37
Crescent Black Handle (H0)	<p>Black matte finish, crescent handle style. For use on pedestals and all lateral files.</p> <ul style="list-style-type: none"> This handle has a measurement of 96mm center to center. Drawer handles on this page are for purchase. Installation is done by the customer. To purchase as a factory installed option on Zira desks, credenzas and returns only, see series notes for option code and price. 					

Required Specifications

Finish (Drawers)

HANDLES	MODEL#	DIMENSIONS	FREIGHT CLASS	WT/LBS.	CUBIC FT.	LIST PRICE
A silver-colored, rectangular bar handle with a slightly raised, beveled edge on one side.		D x W x H -- x 4.6 x --				
	CS0003-SIL	-- x 4.6 x --	70	1	.01	\$37
	Silver finish, bar handle style For use on pedestals and all lateral files. <ul style="list-style-type: none">• This handle has a measurement of 96mm center to center.• Drawer handles on this page are for purchase. Installation is done by the customer. To purchase as a factory installed option on Zira desks, credenzas and returns only, see series notes for option code and price.					
A black-colored, rectangular bar handle with a slightly raised, beveled edge on one side.		-- x 4.6 x --				
	CS0003-BLK	-- x 4.6 x --	70	1	.01	\$37
	Black finish, bar handle style For use on pedestals and all lateral files. <ul style="list-style-type: none">• This handle has a measurement of 96mm center to center.• Drawer handles on this page are for purchase. Installation is done by the customer. To purchase as a factory installed option on Zira desks, credenzas and returns only, see series notes for option code and price.					
A silver-colored, square-edged handle with a T-shaped profile.		-- x 6.375 x --				
	BRH1	-- x 6.375 x --	70	1	.01	\$37
	Silver Finish, square edged handle style. For use on all pedestals and storage cabinets with handles. <ul style="list-style-type: none">• This handle has a measurement of 128mm center to center.• Drawer handles on this page are for purchase. Installation is done by the customer. To purchase as a factory installed option on Bridges II pedestals and cabinets only, see series notes for option code and price.					

table power + technology solutions

