



Priva acoustic pods provide a place for personal privacy, focus and online collaboration, away from the noise of the open office. Integrated ventilation and low-voltage LED lighting are motion-sensor activated to reduce energy consumption. The tempered glass entrance door, in combination with optional glass back panel, reduces the sense of confinement. Interior carpet flooring is comprised of eco-friendly nylon fiber, solution dyed with a polypropylene backing.

A laptop shelf, two AC outlets and two USB-A charging ports support the range of today's electronic and communication devices. The exterior is available in a variety of laminate finishes to coordinate with other furnishings. The interior can be finished in laminate or PET, for industry-leading sound absorption. Hinge and handle trim is available in Black or anodized Silver. Mechanical fasteners to affix the pod to the floor are available.




#### Features and Benefits


- Quiet and private
- Plug-and-play
- Internal frame is comprised of 14-gauge steel beams
- Easily clean high touch surfaces
- Slim, modern design
- Optional PET interior for greater acoustic properties
- Fixed touch-down shelf with power unit
- Special retractable casters enable Priva to be relocated easily



Two AC outlets and two USB-A charging ports, plus laminate touch-down shelf



Easy to clean



Ventilation fan and LED lights

GENERAL INFORMATION

- Priva is the culmination of 2 years of research and development of an acoustic phone booth that inhibits sound transmission between the interior and exterior creating a private room-in-room for workplace applications.
- Assembles in less than 90 minutes. Once complete, simply plug in and get to work!
- Priva has been tested and complies with all BIFMA mechanical tests.
- For environmental certification, please visit [globalfurnituregroup.com](http://globalfurnituregroup.com).

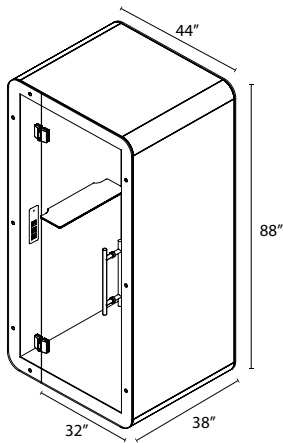
CONSTRUCTION

- Exterior is clad in 3/4" thermally fused laminate with a 10mm tempered glass door and glass (POD1G) or laminate back panel (POD1L).
- Exterior corner details are made of extruded aluminum
- Internal frame is comprised of 14 gauge steel beams
- Interior is clad in PET (recommended for greater acoustic properties)
- Laminate interior is optional.
- Pod ceiling is Designer White laminate
- Interior carpet flooring is comprised of eco-friendly nylon fiber, solution dyed with a polypropylene backing.
- Laminate touch-down shelf is standard in Designer White (DWT) laminate.

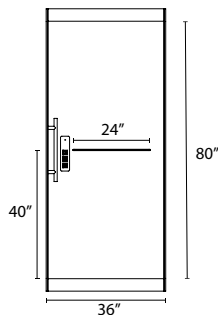
DIMENSIONS

- Exterior: 44"w x 38"d x 88"h
- Interior: 36"w x 36"d x 80"h
- Door: 32"w x 88"h
- Shelf: 24"w x 8"d x 40"h

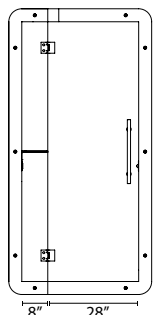
Exterior Dimensions



Interior Dimensions - Side View



Interior Dimensions - Front View



POWER + CONNECTIVITY

- Two AC outlets and two charging USB-A ports, coupled with an occupancy sensor controlling two 12V DC fans and an LED light circuit, ensure comfort in even the smallest of enclosed spaces, while keeping power consumption at a minimum.
- One 10 foot power cord with 3-prong plug

ACOUSTIC RATINGS

- NIC-36, STI .24

AIRFLOW SPECIFICATIONS

- CFM 55

FINISHES

Exterior Finishes:

|     |                 |
|-----|-----------------|
| ACJ | Absolute Acajou |
| ASN | Asian Night     |
| BLK | Black           |
| BRC | Brushed Cobalt  |
| CMB | Clear Maple     |
| DES | Dark Espresso   |
| DWT | Designer White  |
| FAS | Fashionista     |
| FCL | First Class     |
| NBL | Noce Biondo     |
| NGL | Noce Grigio     |
| NEL | Noce Leggero    |
| NML | Noce Medio      |
| SBY | Sheer Beauty    |
| SOG | Storm Grey      |
| WHE | Walnut Heights  |
| WHC | White Chocolate |
| WCR | Winter Cherry   |

Exterior Frame Finishes

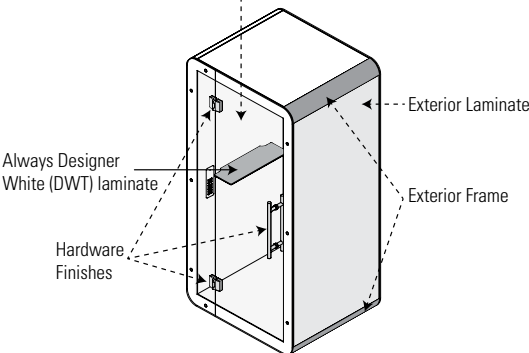
|    |                |
|----|----------------|
| BK | Black          |
| CR | Charcoal       |
| DW | Designer White |
| TU | Tungsten       |

Interior Finishes - select Laminate or PET

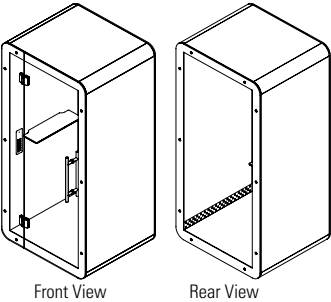
| PET:         | Laminate:          |
|--------------|--------------------|
| GPH Graphite | BLK Black          |
| MTS Mist     | DWT Designer White |
| PWT Pewter   | SOG Storm Grey     |

Hardware Finishes (Handle + Hinge)

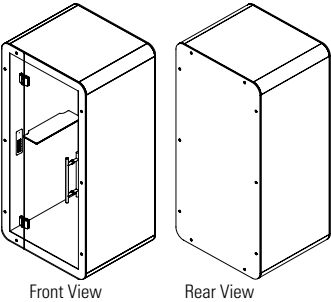
|           |                   |
|-----------|-------------------|
| BK Black  | Interior Finish   |
| SI Silver | (Laminate or PET) |



SINGLE USER POD



Single User Pod - Glass Back Panel



Single User Pod - Laminate Back Panel

| MODEL# | DIMENSIONS<br>D x W x H | FREIGHT CLASS | WT/LBS. | CUBIC FT. | LIST PRICE |
|--------|-------------------------|---------------|---------|-----------|------------|
| POD1G  | 38 x 44 x 88            | 65            | 1323    | 44.80     | \$25441    |

Acoustic pod includes laminate exterior with aluminum frame. PET interior provides acoustic privacy. Laminate interior optional for easy cleaning. Door is 10mm tempered glass with a **glass back panel**.

|       |              |    |      |       |         |
|-------|--------------|----|------|-------|---------|
| POD1L | 38 x 44 x 88 | 65 | 1323 | 44.80 | \$25441 |
|-------|--------------|----|------|-------|---------|

Acoustic pod includes laminate exterior with aluminum frame. PET interior provides acoustic privacy. Laminate interior optional for easy cleaning. Door is 10mm tempered glass with a **laminate back panel**.

**Required specifications**  
Exterior laminate finish  
Exterior frame finish  
Hardware finish  
Interior finish




Introducing **Softpod** - where flexibility meets focus.

Softpod™ responds to the changing landscape of today's workplace, providing an alternative to conventional workstations and cubicles. As an adjunct to collaborative and community spaces, Softpod supports activities that require individual focus and engagement. Softpod facilitates hybrid schedules that require unassigned workspaces as people move between the office and home.

#### Features and Benefits

- Freestanding hexagon shape allows for on/off grid 120-degree planning
- Single, standalone (private) workspace or "pod" that can be loosely fit in a floorplan
- PET felt + aluminum construction
- Simple kit of parts makes it easy to specify with quick fulfillment + installation
- Panels are comprised of two layers of recycled sound-absorbing PET felt
- Easily clean high touch surfaces
- User can easily add/remove privacy + accessory elements
- Casual storage options and accessories support hybrid schedules
- Pods can be equipped with power and data solutions



Hanging shelf with dry erase board



Under worksurface casual storage unit



Optional coat/bag hook

GENERAL INFORMATION

- Available as 3, 4 and 5-sided pods in a range of colors.
- Easy to specify and install.
- Easily add, subtract or rearrange each Softpod workstation without having to take anything apart
- High and low pressure laminate work surfaces are durable and easy to clean. Choose from a range of finishes to suit your style.
- Softpod panels can be specified in a range of color options to suit a range of styles. The inner and outer panel sides can be specified in different colors to offer visual appeal or to help workers identify groups or individual work areas within open spaces.
- PET felt panels and internal aluminum framework can be recycled.
- For environmental certifications, please visit [globalfurnituregroup.com](http://globalfurnituregroup.com).

WORKSURFACES

- Standard in high performance thermally fused laminate. Optional high pressure (HP) laminate available.
- High performance thermally fused laminate tops are 1" thick particle board and have a flat 3mm edge profile on all sides
- High pressure (HP) laminate tops are 1-1/16" thick laminate particle board and have a flat 3mm edge profile on all sides
- Laminate surfaces offer a selection of matching + coordinating edgeband. Specify separately from the surface finish.



- Products specified with the high pressure laminate option are finished on the underside of the surface with a kraft paper backing.

FINISHES

Metal Leg Finishes:

|     |                |
|-----|----------------|
| CHR | Charcoal       |
| DWT | Designer White |

PET Felt Colors

|     |          |
|-----|----------|
| BLK | Black    |
| BRI | Brick    |
| DEN | Denim    |
| GPH | Graphite |
| HVT | Harvest  |
| MTS | Mist     |
| PWT | Pewter   |
| SHR | Shamrock |
| WHT | White    |

LAMINATE FINISHES (thermally fused and high pressure laminates):

|     |                 |     |                    |
|-----|-----------------|-----|--------------------|
| ACJ | Absolute Acajou | NBL | Noce Biondo        |
| ASN | Asian Night     | NGL | Noce Grigio        |
| AWC | Avant Cherry    | NEL | Noce Leggero       |
| AWH | Avant Honey     | NML | Noce Medio         |
| BLK | Black           | QTM | Quartered Mahogany |
| BRC | Brushed Cobalt  | SBY | Sheer Beauty       |
| CMB | Clear Maple     | SOG | Storm Grey         |
| DES | Dark Espresso   | WHE | Walnut Heights     |
| DWT | Designer White  | WHC | White Chocolate    |
| FAS | Fashionista     | WCR | Winter Cherry      |
| FCL | First Class     |     |                    |

EDGE FINISHES (Laminate Surfaces Only)

|     |                      |     |                    |
|-----|----------------------|-----|--------------------|
| AAE | Absolute Acajou      | NBL | Noce Biondo        |
| ASE | Asian Night          | NGL | Noce Grigio        |
| ACE | Avant Cherry         | NEL | Noce Leggero       |
| AHE | Avant Honey          | NML | Noce Medio         |
| BLK | Black                | QTM | Quartered Mahogany |
| BRC | Brushed Cobalt       | SBY | Sheer Beauty       |
| CHR | Charcoal (use w/SOG) | SIL | Silver             |
| CME | Clear Maple          | TPE | Taupe              |
| DEE | Dark Espresso        | WHE | Walnut Heights     |
| DWE | Designer White       | CBE | White Chocolate    |
| FAS | Fashionista          | WCE | Winter Cherry      |
| FCL | First Class          |     |                    |

## Divider:

- PET felt / aluminum composition
- Channel edge allows for add-on privacy

## PET Felt features:

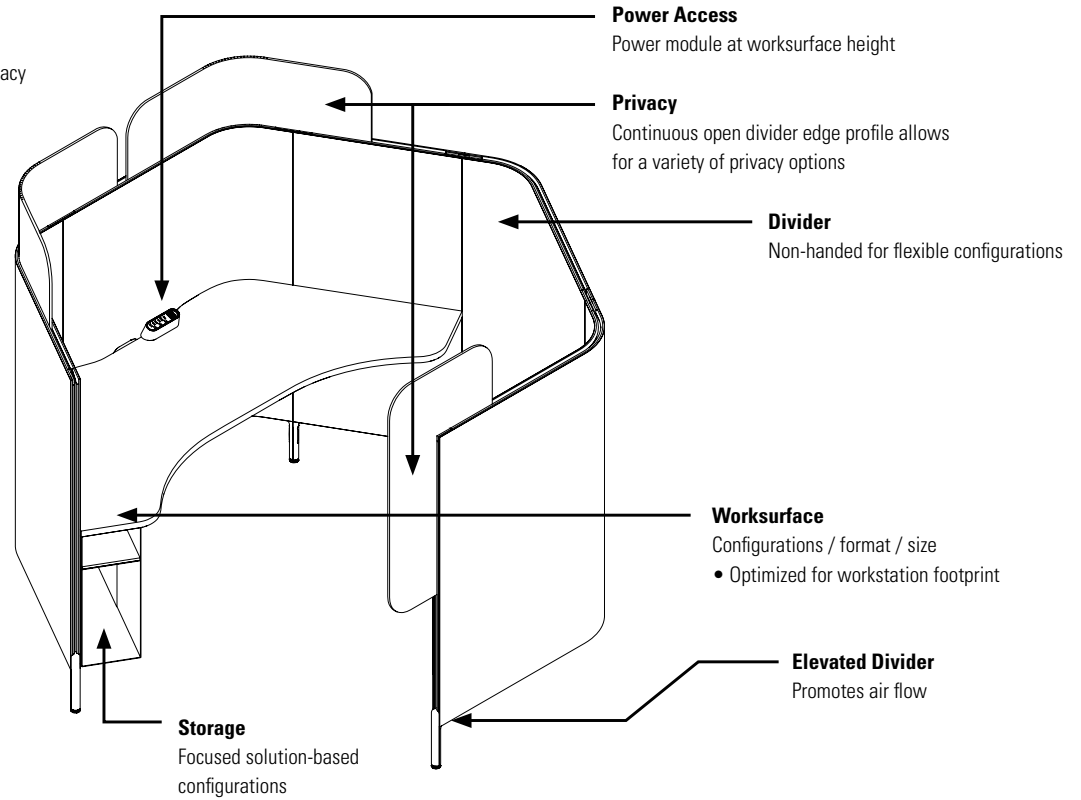
- Tackable acoustic material
- Soft form capability

## Electrical:

- Simple interconnect / direct plug-in
- Hard wire formats

## Storage:

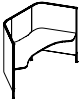
- Solution based



# S SOFTPOD - STATEMENT OF LINE

## softPODs

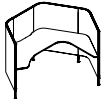
HX3P5472SW  
softPOD with 3 Dividers  
and Worksurface



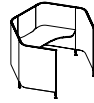
HX4P5472SW  
softPOD with 4 Dividers  
and Worksurface



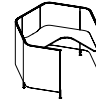
HX4P5472L/RW  
softPOD with 4 Dividers and  
Wraparound Worksurface



HX5P5472SW  
softPOD with 5 Dividers  
and Worksurface



HX5P5472L/RW  
softPOD with 5 Dividers and  
Wraparound Worksurface



HXP5430AP  
Single J-divider



## Extensions

HXPAAFE  
End PET Felt Extension  
Divider Add-on



HXPACFE  
Corner PET Felt Extension  
Divider Add-on



HXPATCFE  
Top Corner PET Felt  
Extension Divider Add-on



## Electrical

BRED50  
Duo Module



BRETP53  
Trio Plus Module



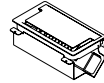
HXEUWC  
Under Worksurface  
Edge USB charger



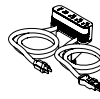
GAADG  
Access Door  
Module



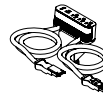
GAADCT  
Access Door Module  
with Cable Tray



PMDSA10  
ModPower  
Starter Unit



PMDCA3  
ModPower Middle  
Mounted Unit



PMDEA3  
ModPower End  
Mounted Unit



PMDCLIPS  
ModPower cable  
management clips




PMDJ36BK  
ModPower  
interconnecting jumper



PSDPC22W  
Slim Desktop Power  
Module, 2 Duplex



PSDPC32W  
Slim Desktop Power  
Module, 3 Duplex



HXEPK  
Station 2-Circuit  
Power Kit



HXECs  
Cable Shroud



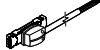
HXEPRJ  
Station to Station  
Jumper



HXECF  
Ceiling Feed



HXEBF  
Base Feed



HXECFP  
Ceiling Feed Pole



HXEPRGK  
Divider Grommet  
Kit



HXEPRGS  
Divider Grommet  
Connector / Spacer



## Accessories

LINLAMPS  
LED Single Arm  
Lamp



LINLAMPD  
LED Double Arm  
Lamp



RNDLAMPS  
LED Single Arm  
Lamp



RNDLAMPD  
LED Double Arm  
Lamp



HXAHS  
Hanging Shelf



HXAHSWB  
Hanging Shelf with  
Dry Erase Board



HXARWS  
Rear Wall Shelf



HXACHS  
Coat/Bag Hook  
for Dividers



HXACHT  
Coat/Bag Hook  
for Dividers Edge



HXABH  
Under Surface  
Bag Hook

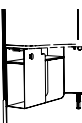


HXNP  
Name Plate

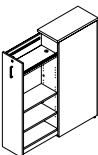


## Storage

HXSCSO  
Under Worksurface  
Casual Storage Unit

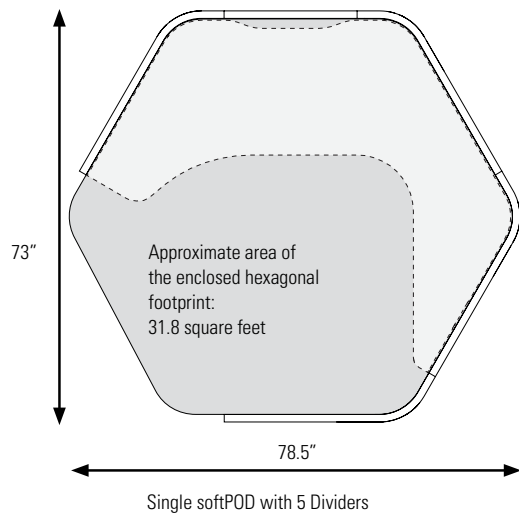
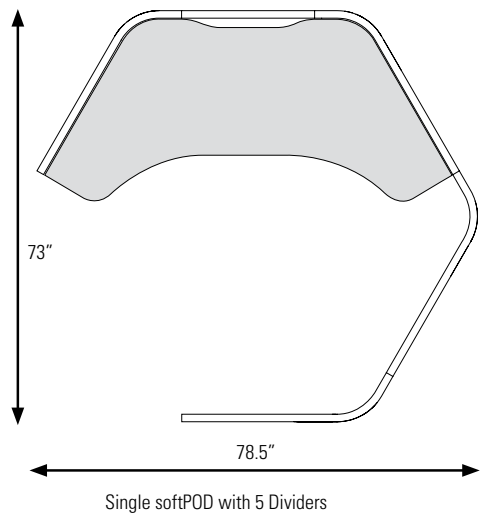
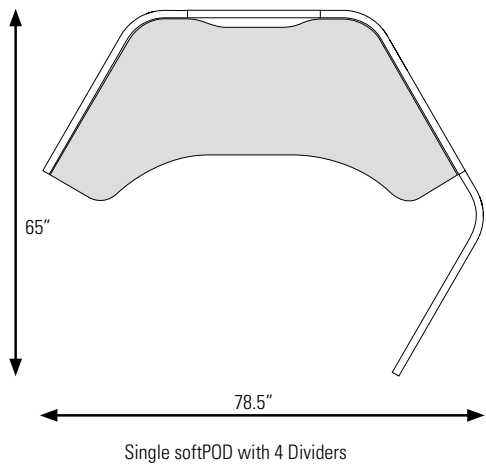
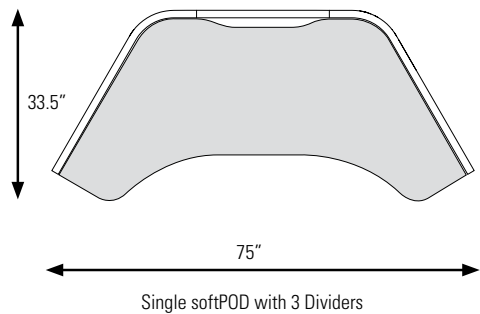


FFPO  
Pantry Storage



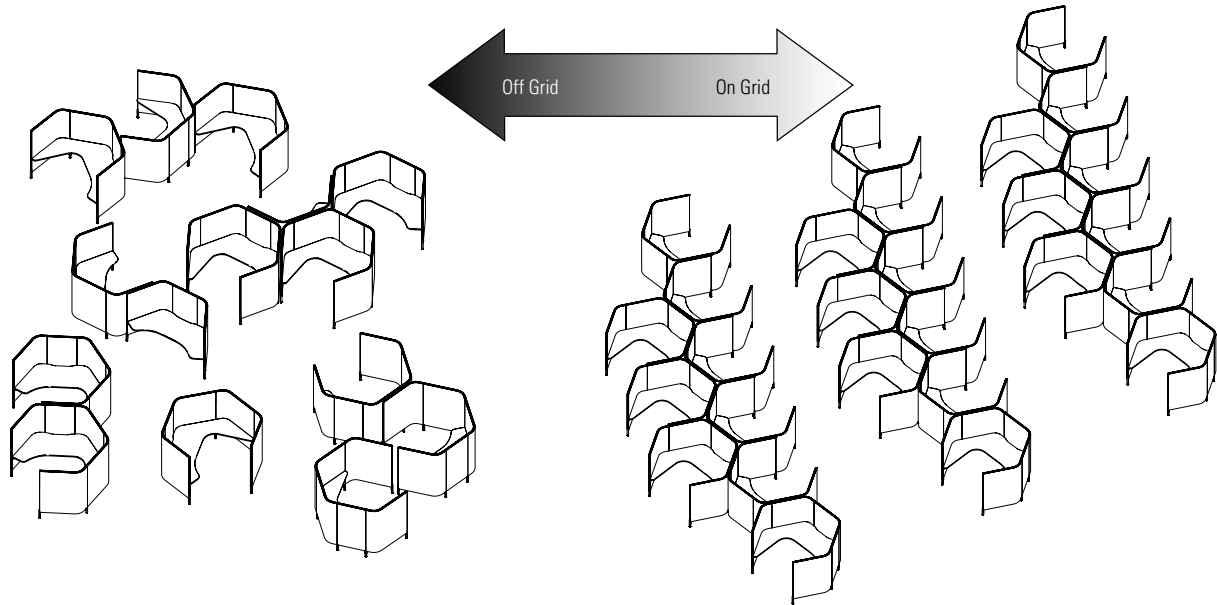


**FOOTPRINT**



**OFF GRID PLANNING**

The flexible format of softPOD offers a variety of planning options and encourages off grid layouts. From a single or cluster of softPODs this versatile system adapts to your needs.






## OFF GRID PLANNING

### Agile

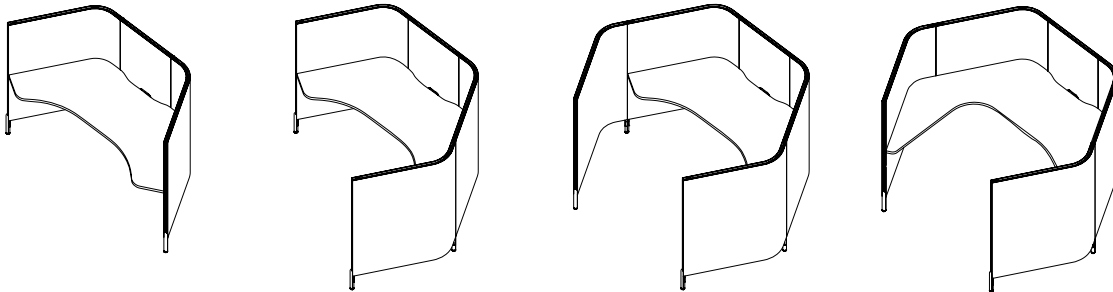
The freestanding, single softPOD can flex to support any number of employees in a hybrid work environment. The pods can be easily reconfigured and adjusted as needs change. Its small kit of parts and thoughtfully designed features make it easy to specify and keep inventory counts low. Easy to specify and keep inventory counts low.



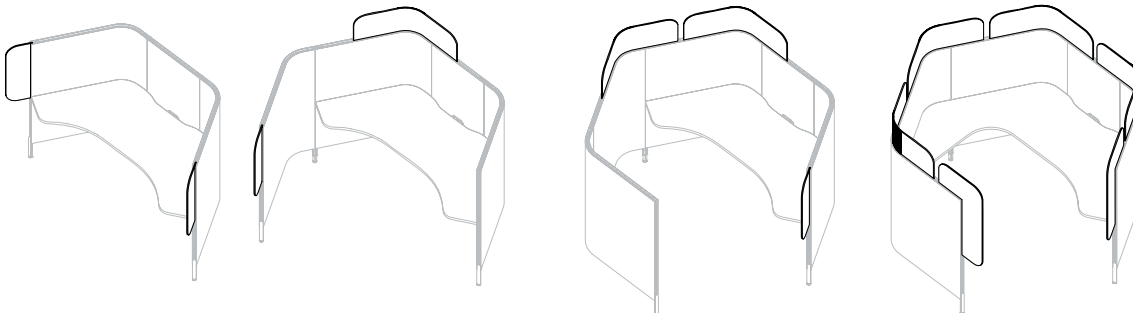
### Scalable

The adaptable dividers give the ability to address the level of privacy needed on a station by station basis.

### softPOD PRIVACY



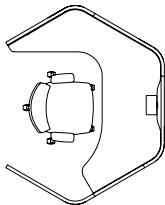
### Extensions - PRIVACY



**POWER CONNECTIONS**

**Plug In**

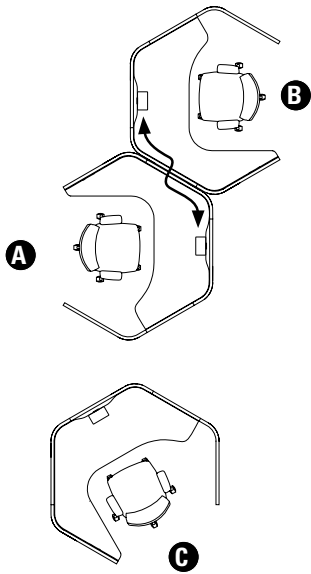
Simple casual wire - Direct plug-in or hard wired.



**Daisy Chain Interconnect System**

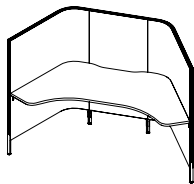
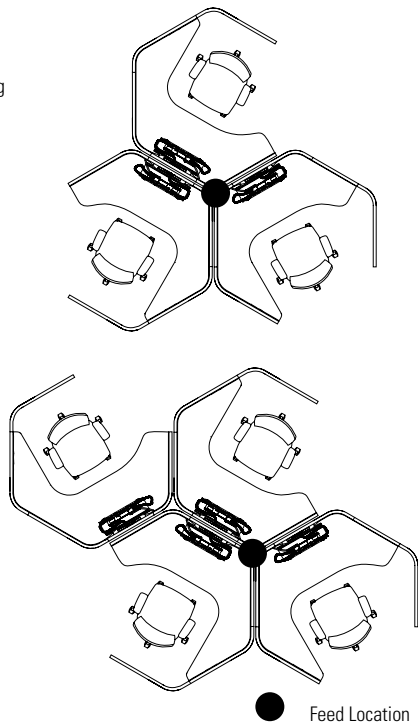
Plug-in power supply and interlinked, pre-determined, universal modules. If specified, one module is shipped with the station and interconnected on site.

Integrating additional station **(C)** requires disconnecting **A** from **B** and plugging in the **C** on site.

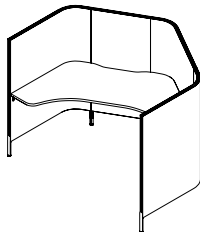


**Dual Circuit Power**

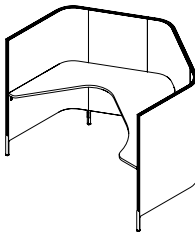
Outlets mounted below worksurfaces.



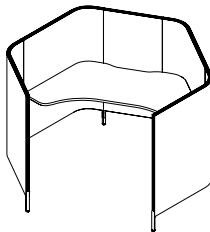
Single Pod with 3 Dividers



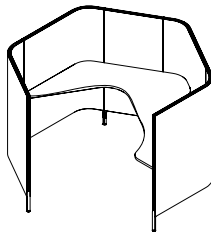
Single Pod with 4 Dividers



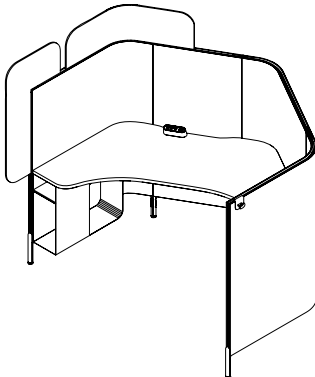
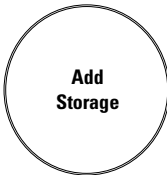
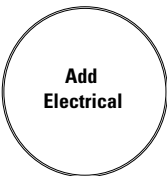
Single Pod with 4 Dividers and Wrap Around Surface



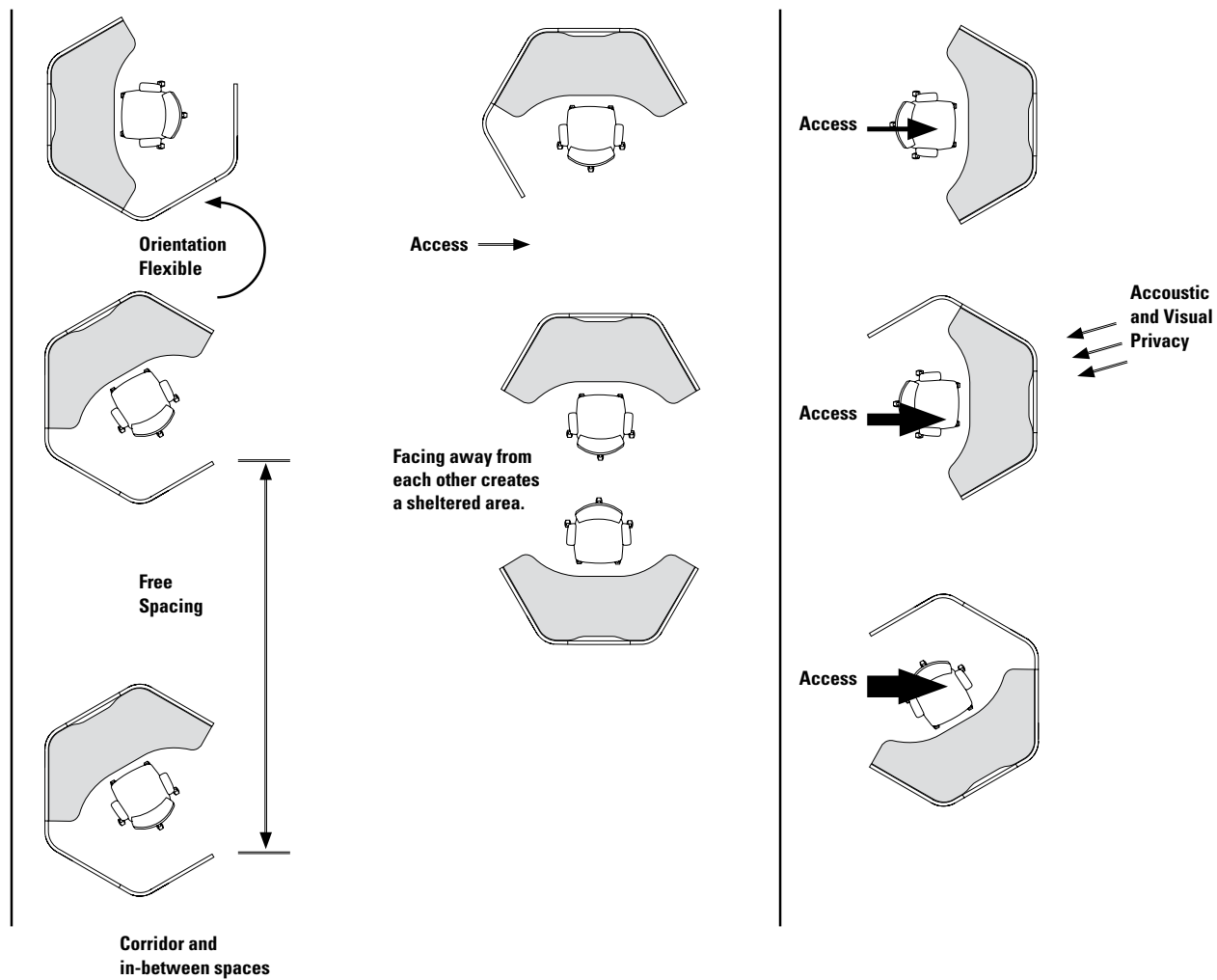
Single Pod with 5 Dividers



Single Pod with 5 Dividers and Wrap Around Surface



## SPACE PLANNING



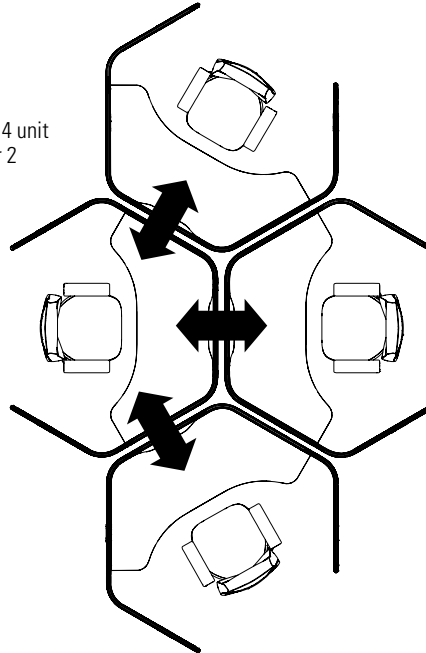
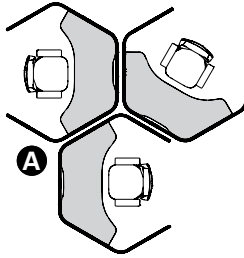
**POD FORMATS**

Align units in cluster plan  
Option unit type & orientation

(A) Worksurfaces must have opposing alignment

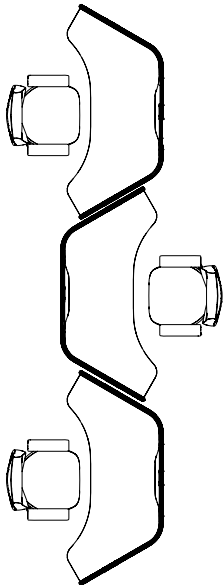
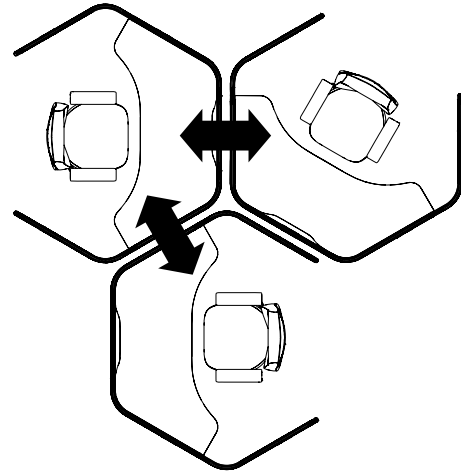
Flat and curved dividers are non-handed and symmetrical. The addition of the legs determines if the j-dividers becomes LEFT handed or RIGHT handed. Any j-divider can be configured and reconfigured LEFT or RIGHT.

Maximum 4 unit cluster per 2 circuits

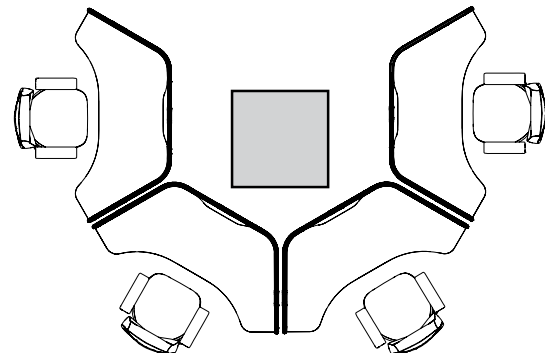
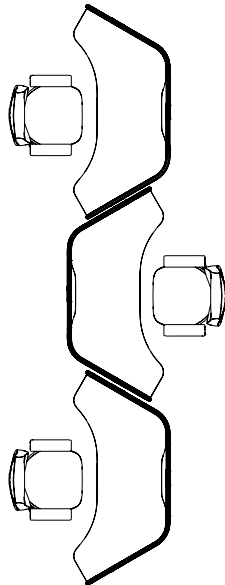


Power/ data is delivered through screen walls via grommet

Grommet tethers units together

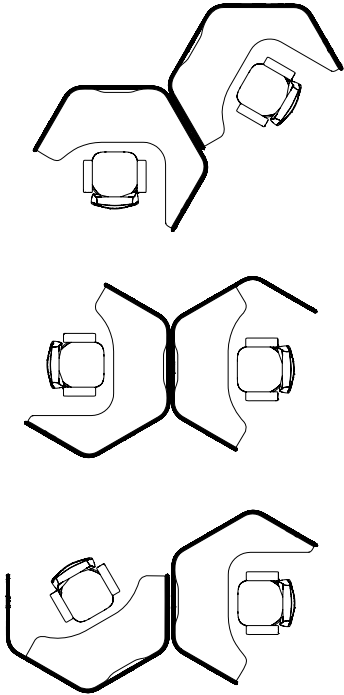


Density Touchdown

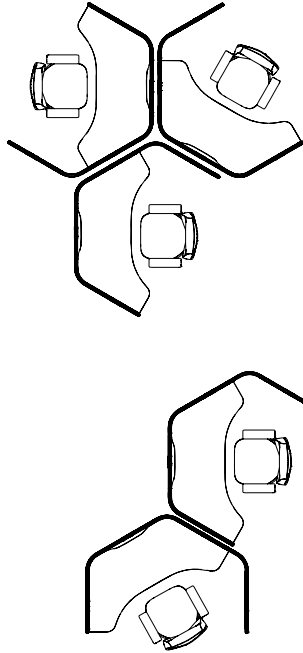


Around Column

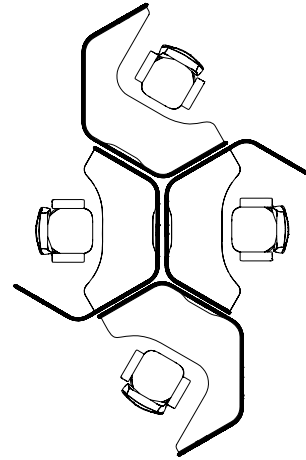
## PLANNING FOR SINGLE SOFTPOD WITH 4 DIVIDERS



Cluster of 2 softPODs

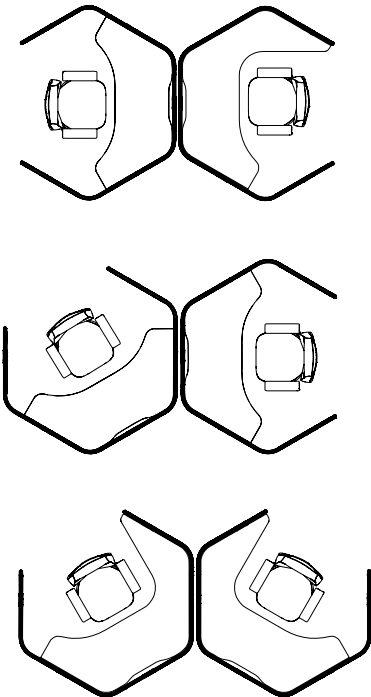


Cluster of 3 softPODs

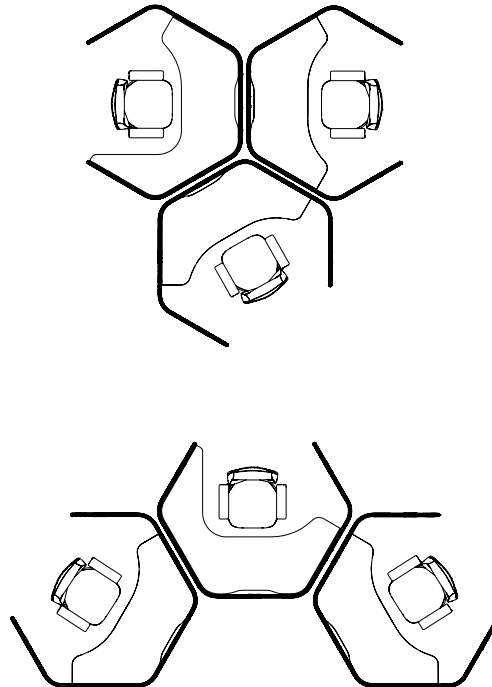


Cluster of 4 softPODs

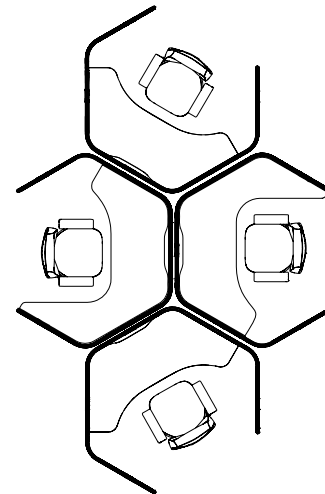
## PLANNING FOR SINGLE SOFTPOD WITH 5 DIVIDERS - CENTER



Cluster of 2 softPODs

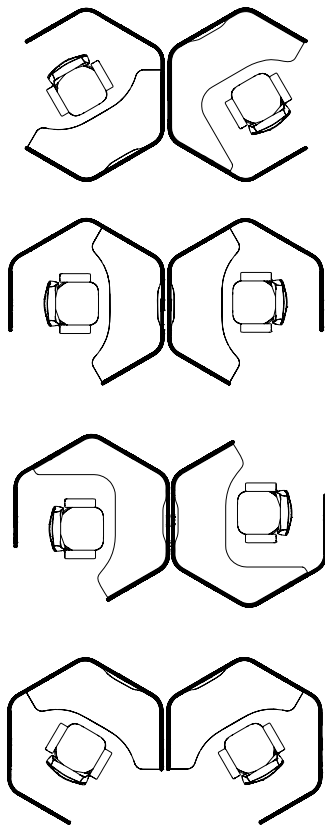


Cluster of 3 softPODs

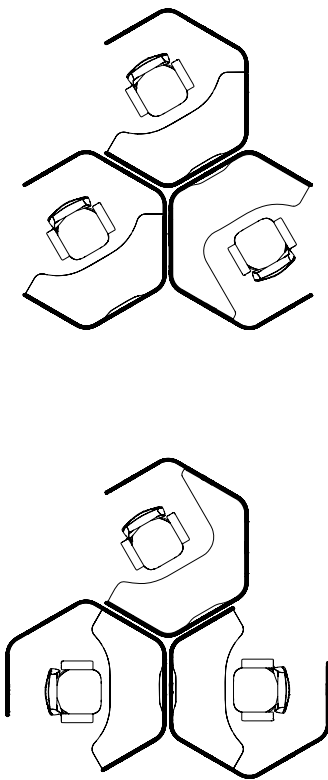


Cluster of 4 softPODs

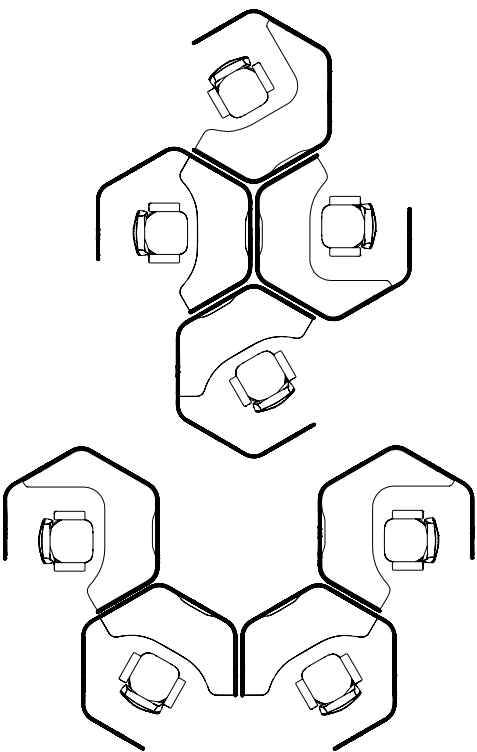
PLANNING FOR SINGLE SOFTPOD WITH 5 DIVIDERS, LEFT/RIGHT



Cluster of 2 softPODs



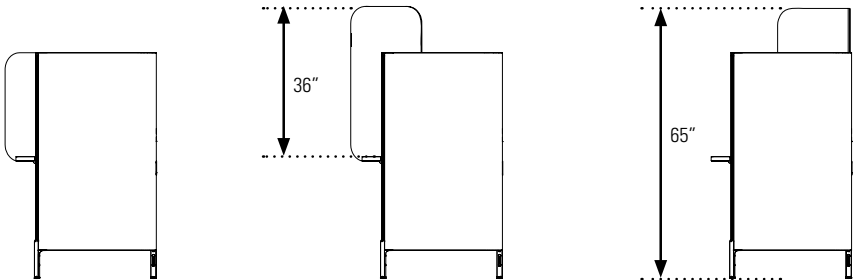
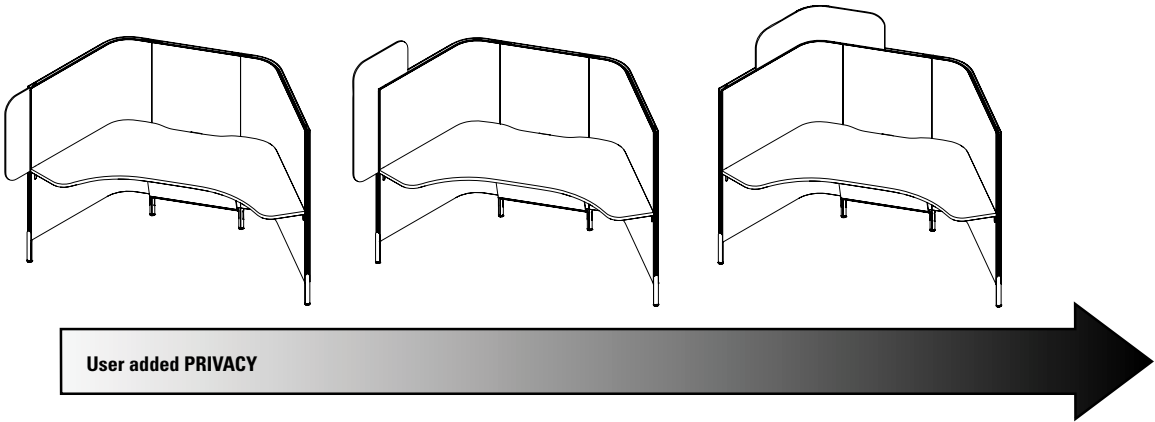
Cluster of 3 softPODs



Cluster of 4 softPODs

PRIVACY EXTENSIONS

Flexible privacy extensions can be added to any softPOD workstation to adjust the level of privacy based on the user's needs.



**End PET Felt  
Extension Divider  
Add-on**  
Height: 25.5"  
Depth: 9mm  
Width: 9.5"  
PET Felt  
- solid



**Top Corner PET  
Felt Extension  
Divider Add-on**  
Height: 37"  
Depth: 9mm  
Width: 19.5"  
PET Felt  
- solid  
- perforated

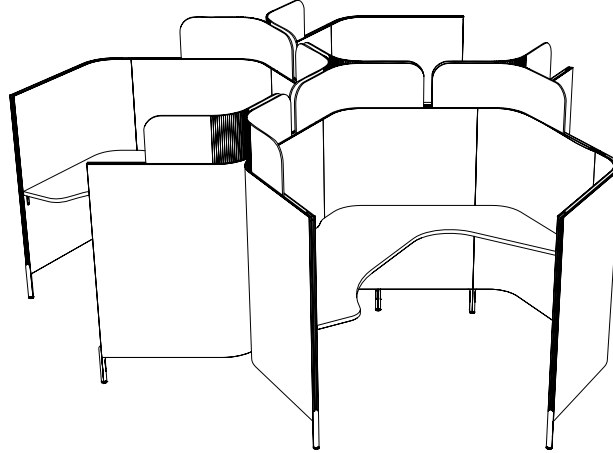
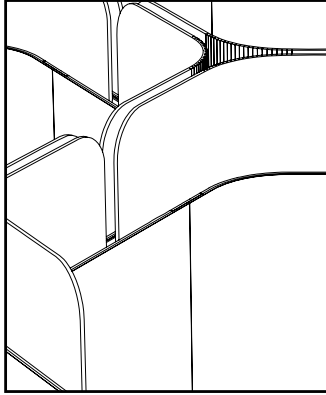


**Corner PET Felt  
Extension Divider  
Add-on**  
Height: 11.5"  
Depth: 9mm  
Width: 38.5"  
PET Felt  
- solid  
- perforated

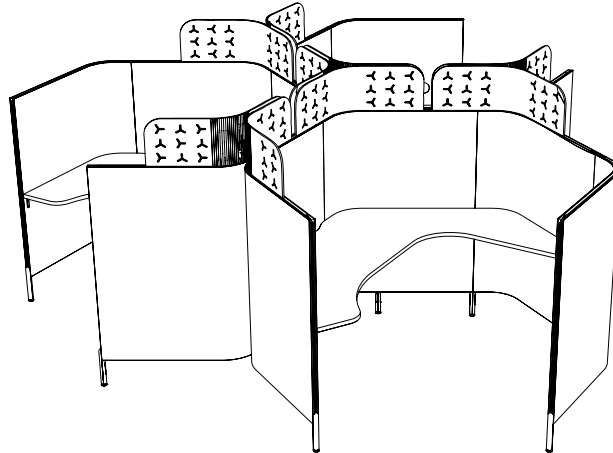
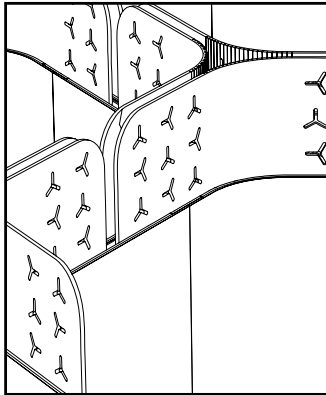


**PRIVACY EXTENSIONS**

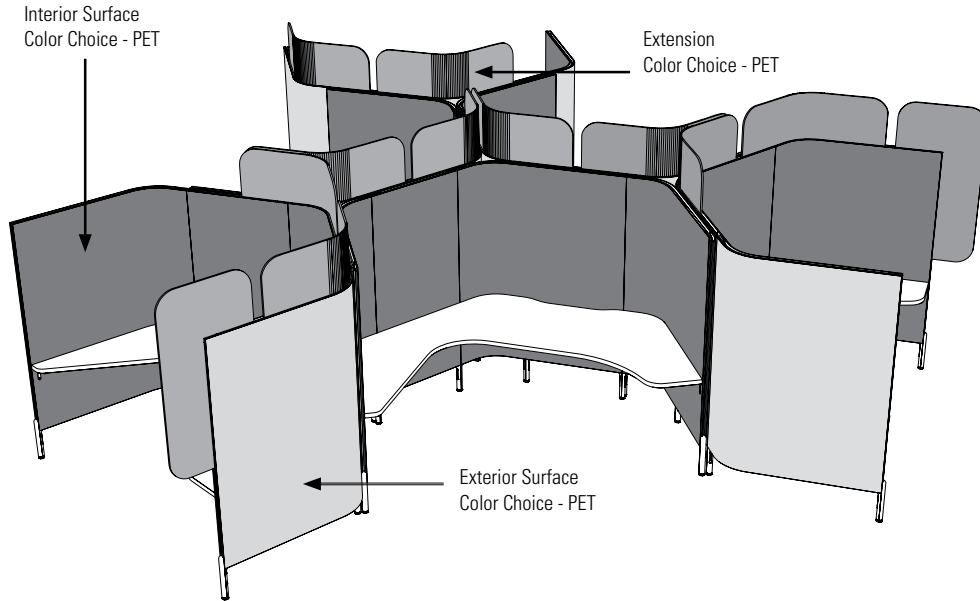
PET Felt - Solid



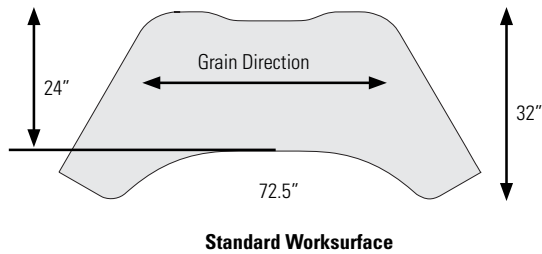
PET Felt - Perforated



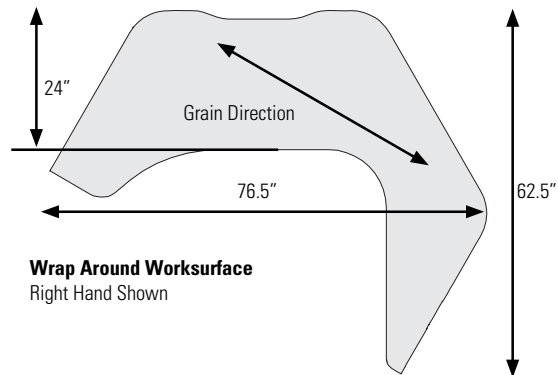
## PET FELT COLOR PROGRAMMING



## WORKSURFACE DIMENSIONS AND GRAIN DIRECTION



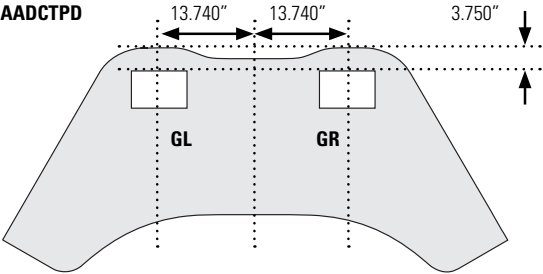
- A single worksurface to be used within softPOD dividers.
- The surface is non handed with pre-determined mounting points.



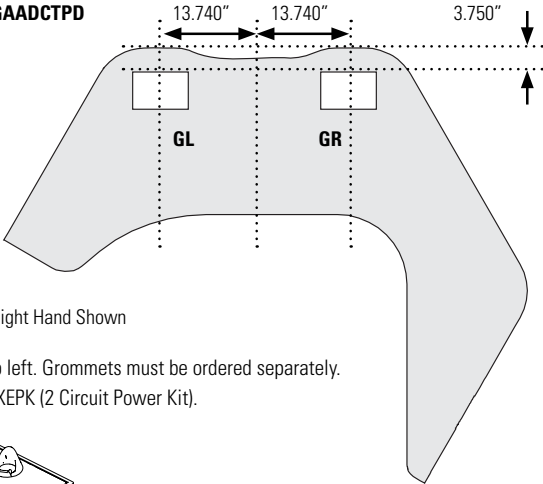
- A single wrap around worksurface to be used within softPOD dividers.
- The surface is handed L -left or R -right with pre-determined mounting points.
- Compatible only with 4 or 5 divider station configurations.

GROMMET LOCATIONS

GAADDCT/  
GAADCTPD

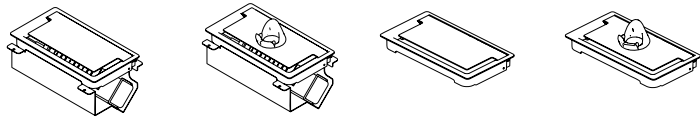


GAADDCT/  
GAADCTPD



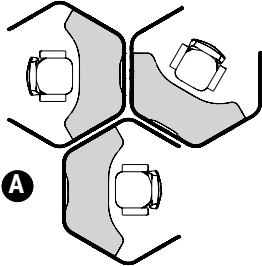
Right Hand Shown

- Grommet cut-out option for GAADS series and Mod Power. TR -top right or TL -top left. Grommets must be ordered separately.
- GAAD grommet is not available in combination with HXECS (Cable Shroud) and HXEPK (2 Circuit Power Kit).

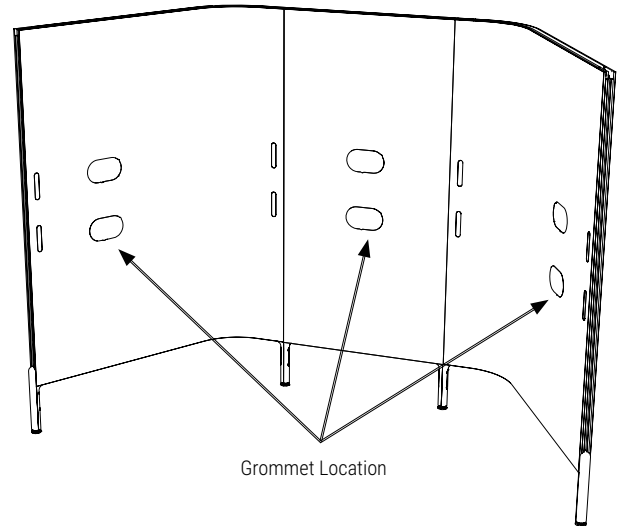


## ELECTRICAL

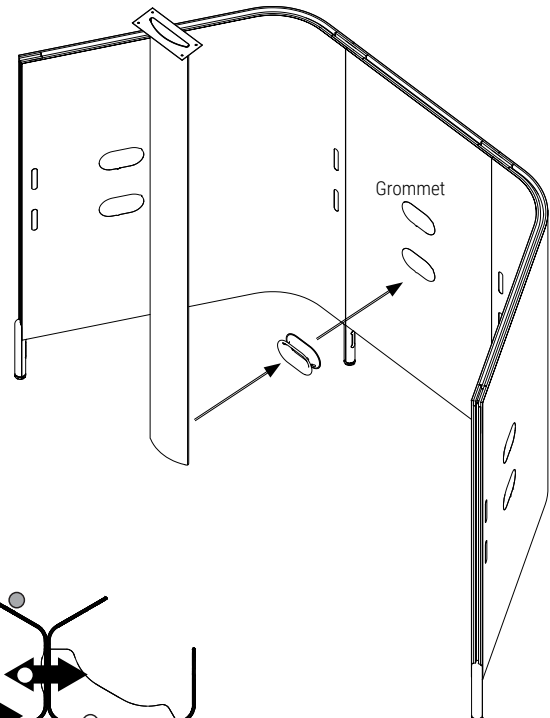
- Power and data lines can enter softPOD via floor, ceiling, or through grommet in the divider. The grommet opening is built into every softPOD divider at a specific location, but it is covered by an on-site removable PET plug.
- A grommet on a single softPOD can also facilitate cable access to a wall outlet.
- Grommets installed on specific dividers facilitate passage of wires through softPOD dividers into adjacent softPODs.
- Orientation of worksurfaces plays an important role when planning softPOD cluster layouts with the need to pass cables between individual softPODs as the cables are best hidden underneath.
- Worksurfaces must have opposing alignment.
- Align units in cluster plan
- Option unit type & orientation.



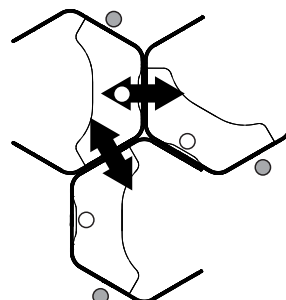
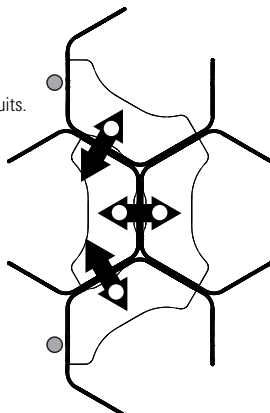
(A) Worksurfaces must have opposing alignment.



- Ceiling pole attaches to the divider grommet under worksurface.
- Location of the ceiling pole on the inside of the softPOD is determined by the contoured recess at the back of worksurface.
- White dots below indicate possible ceiling feed pole location within the Pod (must be at the same location as worksurface contoured recess).
- Grey dots indicate possible Ceiling fee pole location outside of the POD (because cables pass through the divider grommets and under the worksurface).
- Black arrows indicate possible power and data cable passage between soft-PODs (because cables pass through the divider grommet under the worksurface, through the second divider grommet and into the adjacent softPOD, under worksurface).
- In either case, the cables enter or exit the softPOD through the divider grommet.



Recommended  
Maximum 4 unit  
cluster per 2 circuits.

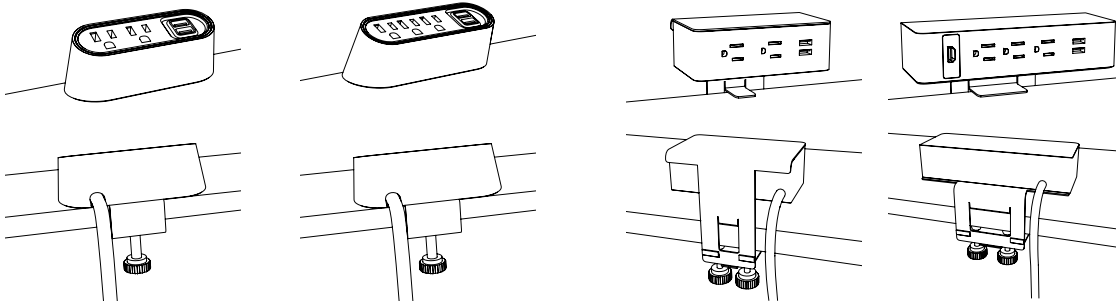


● Ceiling Feed Pole Location

**ELECTRICAL OPTIONS**

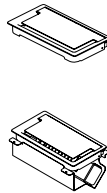
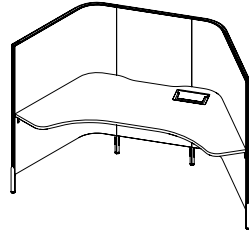
## Direct Plug In

- Direct or floor monument outlet plug-in



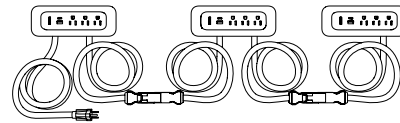
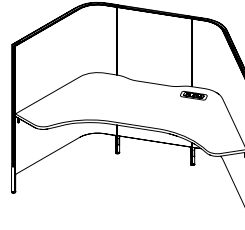
## Grommet Application

- In surface.



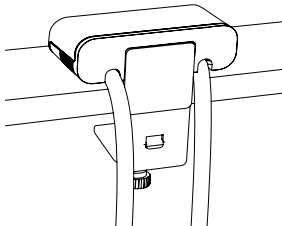
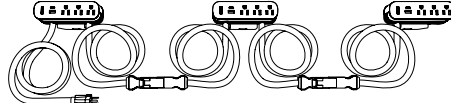
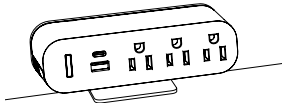
## Grommet Application

- In surface Daisy Chain.



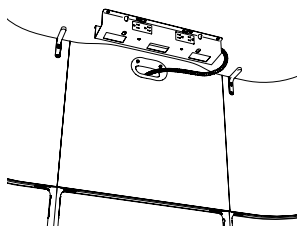
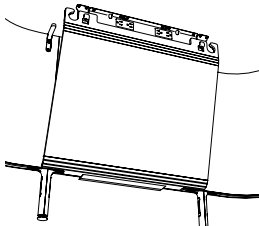
## Daisy Chain Interconnect System

- Direct or floor monument outlet plug-in

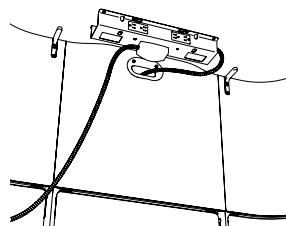


## Dual Circuit Power

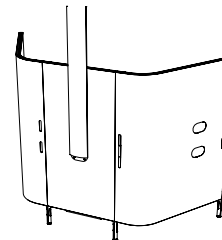
- Hardwired



## Floor Feed



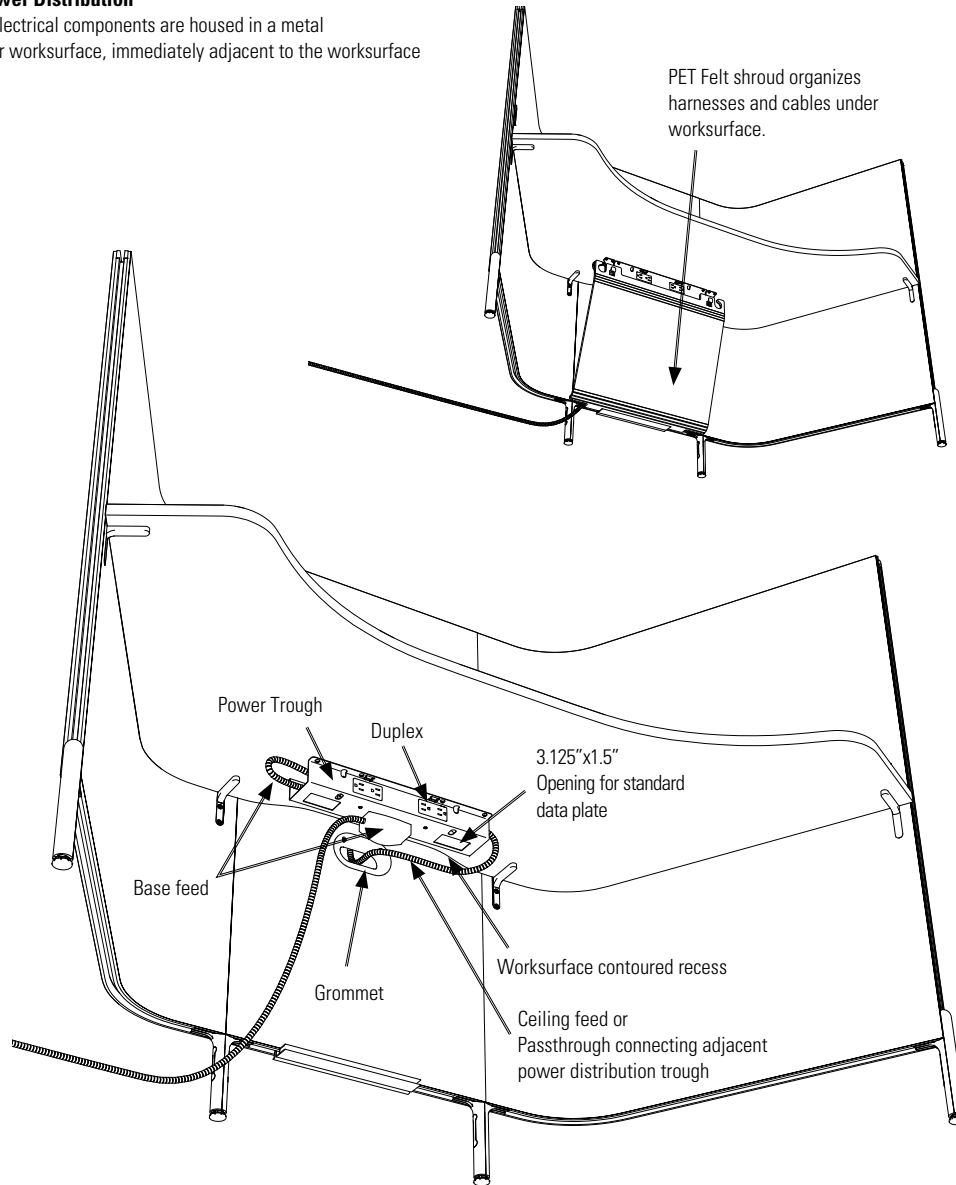
## Ceiling Feed



## ELECTRICAL

### 2 Circuit, 4 Wire Power Distribution

The 4-wire, 2-circuit electrical components are housed in a metal trough, mounted under worksurface, immediately adjacent to the worksurface contoured recess.



**STORAGE****Hook**

For hanging small items like earphones.

**Shelf**

PET Felt liner with rear hole to direct power cords for charging.

**Rear Access**

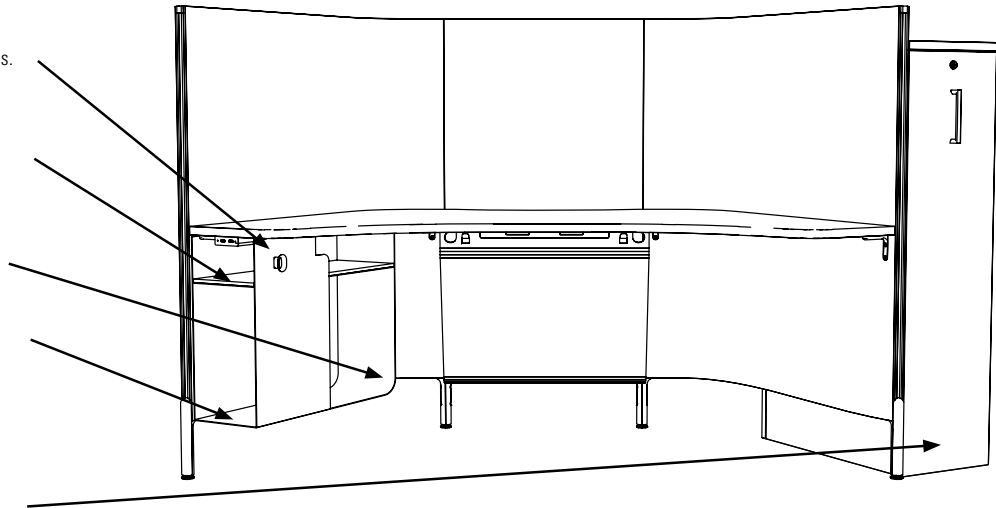
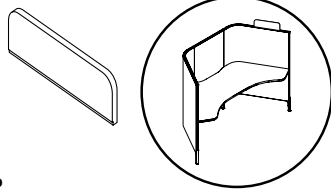
Tuck valuable items out of sight

**Bag Drop**

Area for storing personal items.

**Pantry Storage**

Multifunction, customizable storage

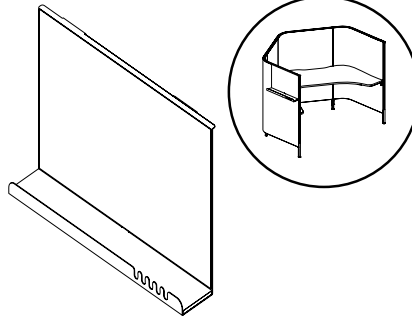
**ACCESSORIES****HXNP****Name Plate**

Height: 3.5"

Depth: 0.5"

Width: 11"

- Two sided white dry erase surface.

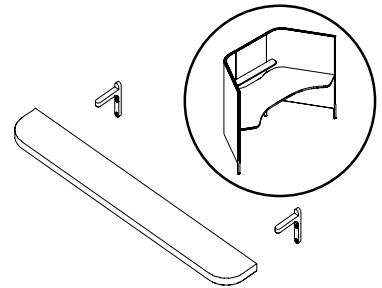
**HXAHS****Hanging Shelf**

Height: 16"

Depth: 3"

Width: 23.5"

- Optional dry erase board available

**HXARWS****Rear Wall Shelf**

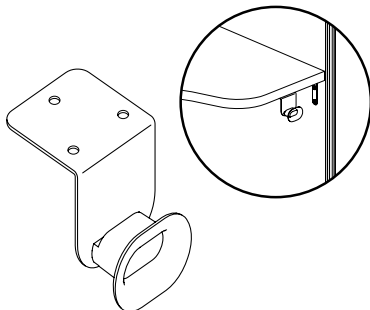
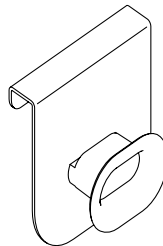
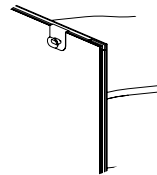
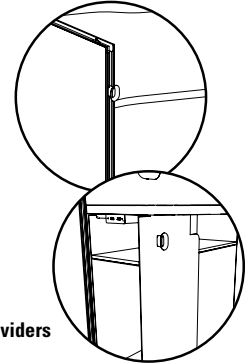
Height: 3/4"

Depth: 4.5"

Width: 32.5"

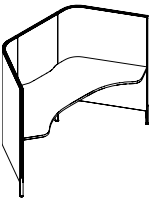
- Laminate

NOTE : Not compatible with Ceiling Feed Pole or any monitor mounts.

**HXABG****Under Surface Bag Hook****HXACHT****Coat, Bag Hook for horizontal divider edge****HXACHS****Coat, Bag Hook for Dividers**



## SOFTPODS AND EXTENSIONS

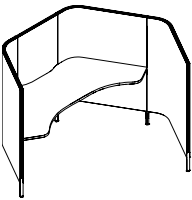


**SoftPOD w/3 Dividers and Worksurface**

| MODEL#     | DIMENSIONS<br>D x W x H | FREIGHT CLASS | WT/LBS. | CUBIC FT. | LIST PRICE    | HP ADD       |
|------------|-------------------------|---------------|---------|-----------|---------------|--------------|
| HX3P5472SW | 30 x 72 x 54            | 70            | 141     | 22.92     | <b>\$4056</b> | <b>\$533</b> |

Complete 3 divider pod consisting of one straight back divider, two side j-dividers and one standard worksurface. Installed pod measures 54"h from the floor, 25" from top of surface and has a clearance of 6-3/8" at floor level.

- Dividers are surfaced with tackable PET felt. Interior PET felt color may be different than the outer.
- The divider perimeter reveal trim accepts privacy extensions and is made of polypropylene available only in Charcoal (CHR).
- Worksurface choice of thermally fused or high pressure laminate with PVC edge.
- Metal legs are powder coated paint, available in Charcoal (**CHR**) or Designer White (**DWT**).
- Complete pod includes all connecting hardware, tubular legs and supporting brackets.
- Extensions, electrical, storage and accessories are specified separately.

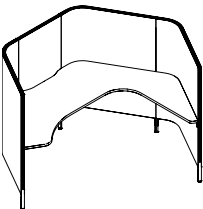


**SoftPOD w/4 Dividers and Worksurface**

|            |              |     |     |       |               |              |
|------------|--------------|-----|-----|-------|---------------|--------------|
| HX4P5472SW | 65 x 72 x 54 | 125 | 170 | 25.41 | <b>\$5092</b> | <b>\$533</b> |
|------------|--------------|-----|-----|-------|---------------|--------------|

Complete 4 divider pod consisting of one straight back divider, three side j-dividers and one standard worksurface. Installed pod measures 54"h from the floor, 25" from top of surface and has a clearance of 6-3/8" at floor level.

- Dividers are surfaced with tackable PET felt. Interior PET felt color may be different than the outer.
- The divider perimeter reveal trim accepts privacy extensions and is made of polypropylene available only in Charcoal (CHR).
- Worksurface choice of thermally fused or high pressure laminate with PVC edge.
- Metal legs are powder coated paint, available in Charcoal (**CHR**) or Designer White (**DWT**).
- Complete pod includes all connecting hardware, tubular legs and supporting brackets.
- J-divider may be installed on the left or right.
- Extensions, electrical, storage and accessories are specified separately.



**SoftPOD w/4 Dividers and Wraparound Worksurface**

*right shown*

|            |              |     |     |       |               |              |
|------------|--------------|-----|-----|-------|---------------|--------------|
| Left:      |              |     |     |       |               |              |
| HX4P5472LW | 65 x 72 x 54 | 125 | 185 | 25.41 | <b>\$5543</b> | <b>\$751</b> |
| Right:     |              |     |     |       |               |              |
| HX4P5472RW | 65 x 72 x 54 | 125 | 185 | 25.41 | <b>\$5543</b> | <b>\$751</b> |

Complete 4 divider pod consisting of one straight back divider, three side j-dividers and one standard wraparound worksurface. Installed pod measures 54"h from the floor, 25" from top of surface and has a clearance of 6-3/8" at floor level.

- Dividers are surfaced with tackable PET felt. Interior PET felt color may be different than the outer.
- The divider perimeter reveal trim accepts privacy extensions and is made of polypropylene available only in Charcoal (CHR).
- Worksurface choice of thermally fused or high pressure laminate with PVC edge.
- Metal legs are powder coated paint, available in Charcoal (**CHR**) or Designer White (**DWT**).
- Complete pod includes all connecting hardware, tubular legs and supporting brackets.
- Extensions, electrical, storage and accessories are specified separately.

### Required specifications

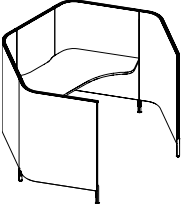
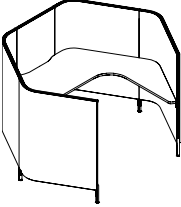

PET felt interior finish  
PET felt exterior finish  
Laminate finish  
Edge finish / Leg finish

### Optional specifications

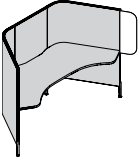
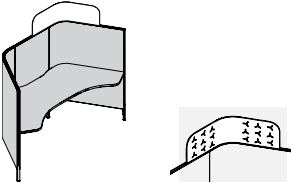

HP laminate  
Grommet option

### Accessories

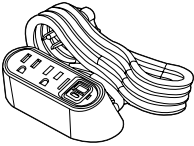
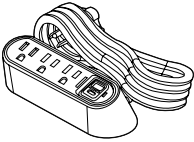
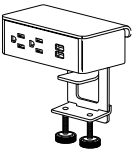
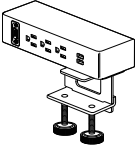
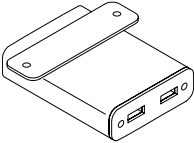

Keyboard tray  
Power block

| WORKSURFACES  | MODEL#  | DIMENSIONS | FREIGHT CLASS | WT/LBS. | CUBIC FT. | LIST PRICE | HP ADD |
|---|---|------------|---------------|---------|-----------|------------|--------|
|  <p><b>SoftPOD w/5 Dividers and Worksurface</b></p>            | <div>D x W x H</div> <div> <div>HX5P5472SW</div> <div>65 x 72 x 54</div> <div>125</div> <div>198</div> <div>25.41</div> <div>\$6218</div> <div>\$534</div> </div>   |            |               |         |           |            |        |
|   | <p>Complete 5 divider pod consisting of one straight back divider, four side j-dividers and one standard worksurface. Installed pod measures 54”h from the floor, 25” from top of surface and has a clearance of 6-3/8” at floor level.</p> <ul style="list-style-type: none"> <li>Dividers are surfaced with tackable PET felt. Interior PET felt color may be different than the outer.</li> <li>The divider perimeter reveal trim accepts privacy extensions and is made of polypropylene available only in Charcoal (CHR).</li> <li>Worksurface choice of thermally fused or high pressure laminate with PVC edge.</li> <li>Metal legs are powder coated paint, available in Charcoal (<b>CHR</b>) or Designer White (<b>DWT</b>).</li> <li>Complete pod includes all connecting hardware, tubular legs and supporting brackets.</li> <li>J-dividers can be installed both on left or right side or one on each side.</li> <li>Extensions, electrical, storage and accessories are specified separately.</li> </ul> |            |               |         |           |            |        |
|  <p><b>SoftPOD w/5 Dividers and Wraparound Worksurface</b></p> | <div>Left:</div> <div> <div>HX5P5472LW</div> <div>65 x 72 x 54</div> <div>100</div> <div>213.36</div> <div>25.41</div> <div>\$6604</div> <div>\$750</div> </div>  |            |               |         |           |            |        |
|   | <div>Right:</div> <div> <div>HX5P5472RW</div> <div>65 x 72 x 54</div> <div>100</div> <div>213.36</div> <div>25.41</div> <div>\$6604</div> <div>\$750</div> </div>   |            |               |         |           |            |        |
|  <p><b>Single J-divider</b></p>                              | <div> <div>HXP5430AP</div> <div>6 x 30 x 54</div> <div>300</div> <div>28.3</div> <div>16.17</div> <div>\$1161</div> </div>  |            |               |         |           |            |        |
|   | <p><i>To be ordered as an add-on to a previously ordered 3-divider or 4-divider pod.</i> A single divider is curved; non-handed; symmetrical along the horizontal axis. J-dividers are surfaced with PET felt. Interior PET felt color may be different than the outer. Installed pod measures 54”h from the floor, 25” from top of surface and has a clearance of 6-3/8” at floor level.</p> <ul style="list-style-type: none"> <li>The divider perimeter reveal trim accepts privacy extensions and is made of polypropylene available only in Charcoal (CHR).</li> <li>J-divider comes complete with top connector kit, shared leg kit and trim.</li> <li>If a single J-divider is ordered as an add-on to a previous order, the PET felt finish may or may not match based on dyelot and fading.</li> <li>J-divider is not freestanding.</li> </ul>   |            |               |         |           |            |        |

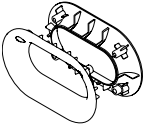
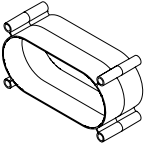
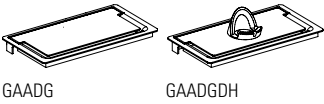
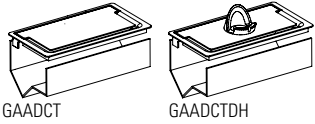
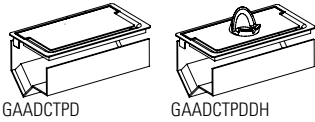
| Required specifications   | Optional specifications       | Accessories                  |
|---|-------------------------------|------------------------------|
| PET felt interior finish<br>PET felt exterior finish<br>Laminate finish<br>Edge finish / Leg finish | HP laminate<br>Grommet option | Keyboard tray<br>Power block |

| EXTENSIONS  | MODEL#  | DIMENSIONS          | FREIGHT CLASS | WT/LBS. | CUBIC FT. | LIST PRICE |
|---|---|---------------------|---------------|---------|-----------|------------|
| <br>End PET Felt Extension Divider Add-on         |   | D x W x H           |               |         |           |            |
|   | HXPAAEFE  | 0.35 x 9.3 x 25.4   | 70            | 0.63    | 0.05      | \$56       |
|   | Designed to add 8.7" of additional depth privacy at the end of the divider. Fits into the base perimeter reveal and placement is user oriented.   |                     |               |         |           |            |
|   | • PET felt divider surface is tackable.<br>• <i>Not available with perforated pattern.</i>  |                     |               |         |           |            |
| <br>Corner PET Felt Extension Divider Add-on      | HXPACFE   | 0.35 x 38.3 x 11.69 | 70            | 1.16    | 0.09      | \$99       |
|   | HXPACFEP  | 0.35 x 38.3 x 11.69 | 70            | 1.16    | 0.09      | \$296      |
|   | Designed to add 11.1" of additional height privacy at the top corner of the divider. Fits into the divider perimeter reveal and placement is user oriented. Pod with Corner PET Felt Extension Divider Add-on installed measures 65" from floor, 36" from top of worksurface.                                   |                     |               |         |           |            |
|   | • PET felt divider surface is tackable.<br>• Perforated pattern option available, shown with "P" at the end of the code.  |                     |               |         |           |            |
| <br>Top Corner PET Felt Extension Divider Add-on | HXPATCFE  | 0.35 x 19.5 x 37.1  | 70            | 1.25    | 0.15      | \$108      |
|   | HXPATCFEP   | 0.35 x 19.5 x 37.1  | 70            | 1.25    | 0.15      | \$258      |
|   | Designed to add 8.7" of additional height privacy at the top of the divider and 11.1" depth at the end of the divider. Fits into the divider perimeter reveal and placement is user oriented. Pod with Corner PET Felt Extension Divider Add-on installed measures 65" from floor, 36" from top of worksurface. |                     |               |         |           |            |
|   | • PET felt divider surface is tackable.<br>• Perforated pattern option available, shown with "P" at the end of the code.  |                     |               |         |           |            |

Required specifications  
PET felt color

| POWER/DATA  | MODEL#  | DIMENSIONS          | FREIGHT CLASS | WT/LBS. | CUBIC FT. | LIST PRICE |
|---|---|---------------------|---------------|---------|-----------|------------|
|    |   | D x W x H           |               |         |           |            |
|   | PSDPC22W  | 2.25 x 4.88 x 2.25  | 60            | 2.5     | 0.05      | \$307      |
| DPC Slim Desktop 2 Power/USB-A and -C   | Desktop power center with two 15A tamper resistant power receptacles, one USB-A port and one USB-C port (provides 3.1A). 10' cord with molded plug. Includes three mounting options: a screw-in mounting plate for forward facing outlets; under surface mount bracket; or a clamp mounting kit for 0.5"-1.5" thick surfaces. Gloss White body with Grey face.  |                     |               |         |           |            |
|    |   |                     |               |         |           |            |
|   | PSDPC32W  | 2.25 x 6 x 2.25     | 60            | 2.6     | 0.05      | \$405      |
| DPC Slim Desktop 3 Power/USB-A and -C   | Desktop power center with three 15A tamper resistant power receptacles, one USB-A port and one USB-C port (provides 3.1A). 10' cord with molded plug. Includes three mounting options: a screw-in mounting plate for forward facing outlets; under surface mount bracket; or a clamp mounting kit for 0.5"-1.5" thick surfaces. Gloss White body with Grey face.  |                     |               |         |           |            |
|    |   |                     |               |         |           |            |
|   | BRED50  | 3.2 x 5.5 x 1.8     | 70            | 2.5     | 0.14      | \$386      |
| Duo Module  | The duo power module is completely integrated with a mounting clamp to attach to the edge of a worksurface. Provides two outlets and two 2.1 amp USB ports. White face plate, outlets and bracket; 72" long three-prong black cord, silver body.  |                     |               |         |           |            |
|   |   |                     |               |         |           |            |
|   | BRETP53   | 3.2 x 8 x 1.8       | 70            | 2.5     | 0.14      | \$436      |
| Trio Plus Module  | The trio plus power module is completely integrated with a mounting clamp to attach to the edge of a worksurface or above worksurface shelves. Provides three outlets and two 2.1 amp USB ports and an adapter kit containing blank cover, HDMI, RJ45 or VGA adapter brackets. Note: HDMI, RJ45 and VGA connectors are not included. White face plate, outlets, adapters and brackets; 72" long three-prong black cord. |                     |               |         |           |            |
|  |   |                     |               |         |           |            |
|   | HXEUWC  | 4 x 3 x 1           | 70            | 0.31    | 0.01      | \$512      |
| Under Worksurface/Edge USB Charger  | Under surface table-mounted module with dual USB-A & -C charging ports. Consists of one 15 watt USB-C charging outlet and one 2.1 amp USB-A charging outlet. Unit has white housing, white powder coated mounting bracket and white electrical cord.  |                     |               |         |           |            |
|  |   |                     |               |         |           |            |
|   | HXECS   | 9.73 x 23.5 x 20.85 | 70            | 1.62    | 2.87      | \$106      |
| Cable Shroud*   | Secures to the bottom of the worksurface and clips to the bottom of straight section of any divider. Includes all connecting hardware. Specify PET felt color.  |                     |               |         |           |            |

Required specifications  
PET felt color\*

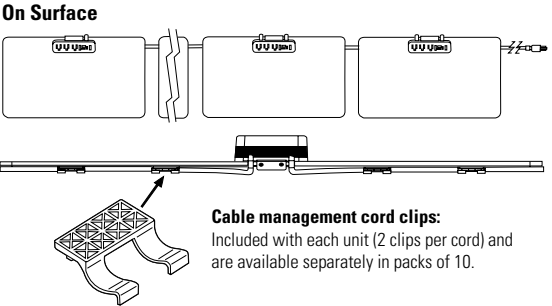
| POWER/DATA   | MODEL#  | DIMENSIONS<br>D x W x H | FREIGHT CLASS | WT/LBS. | CUBIC FT. | LIST PRICE   |
|--|---|-------------------------|---------------|---------|-----------|--------------|
|  <p><b>Divider Grommet Kit*</b></p>  | HXEPGK  | 2.75 x 5.5 x 3.25       | 70            | 0.27    | 0.02      | <b>\$41</b>  |
|  | Facilitates passage of wires through any softPOD divider. Can be located either below or above the worksurface. Installed on site; no need to order special dividers. Powder coated die-cast aluminum divider grommet - specify Charcoal (CHR) or White (DWT). Can be installed on a single panel or to connect two panels when used in conjunction with the Divider Grommet Connector/Spacer.  |                         |               |         |           |              |
|  <p><b>Divider Grommet Connector/Spacer</b></p>  | HXEPGCS   | 2.75 x 5.5 x 3.25       | 70            | 0.04    | 0.01      | <b>\$19</b>  |
|  | Converts any divider grommet kit into a connector. Clamps two dividers together through the divider grommet opening. Can be located above or below the worksurface at pre-determined locations. Specify with the Divider Grommet Kit or use with the Divider Grommet Kit included in the Station 2-Circuit Power Kit. Made of injection molded ABS in Charcoal (CHR).   |                         |               |         |           |              |
|  <p>GAADG      GAADGDH</p> <p><b>Access Door Module</b></p>                                    | GAADG   | 5.54 x 10.09 x 1.08     | --            | 2       | 0.04      | <b>\$90</b>  |
|  | GAADGDH   | 5.54 x 10.09 x 1.08     | --            | 2       | 0.04      | <b>\$97</b>  |
|  | Soft close door is set back from edge to allow for cable pass thru when closed. Available in all standard base finishes. GAADGDH includes device holder for most mobile phones or tablets. Holder is only available in White. SoftPOD can only accommodate one grommet per worksurface.   |                         |               |         |           |              |
|  <p>GAADCT      GAADCTDH</p> <p><b>Access Door Module w/Cable Tray</b></p>                   | GAADCT  | 5.54 x 10.09 x 5.07     | --            | 4       | 0.19      | <b>\$145</b> |
|  | GAADCTDH  | 5.54 x 10.09 x 5.07     | --            | 4       | 0.19      | <b>\$153</b> |
|  | Soft close door is set back from edge to allow for cable pass thru when closed. Cable tray comes standard with one telecom knockout and platform to mount a power bar. Sides are open for easy access. Available in all standard base finishes. GAADCTDH includes device holder for most mobile phones or tablets. Holder is only available in White. SoftPOD can only accommodate one grommet per worksurface.   |                         |               |         |           |              |
|  <p>GAADCTPD      GAADCTPDDH</p> <p><b>Access Door Module w/Cable Tray and Power Bar</b></p> | GAADCTPD  | 5.54 x 10.09 x 6.96     | --            | 4       | 0.20      | <b>\$307</b> |
|  | GAADCTPDDH  | 5.54 x 10.09 x 6.96     | --            | 4       | 0.20      | <b>\$316</b> |
|  | Soft close door is set back from edge to allow for cable pass thru when closed. Cable tray comes standard with one telecom knockout and platform to mount a powerbar. Power bar with 3 simplex and 2 USB, CSA Certified. Sides are open for easy access. Available in all standard base finishes. GAADCTPDDH includes device holder for most mobile phones or tablets. Holder is only available in White. SoftPOD can only accommodate one grommet per worksurface. |                         |               |         |           |              |

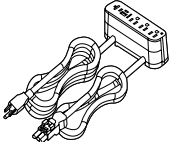
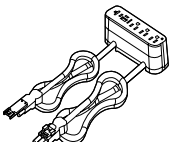
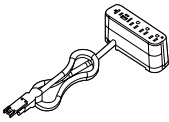
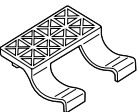
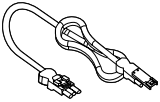
**Required specifications**

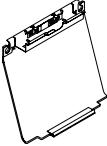
Grommet finish\*

| POWER/DATA | MODEL# | DIMENSIONS | FREIGHT CLASS | WT/LBS. | CUBIC FT. | LIST PRICE |
|------------|--------|------------|---------------|---------|-----------|------------|
| D x W x H  |        |            |               |         |           |            |

- Connect up to four units from a single infeed, delivering AC power and USB charging to the table tops.
- Starter modules include 10' corded infeed with three prong NEMA plug.
- Touch safe easy to use connectors from module to module with added latch to prevent unintended separation.
- Each module features three tamper-resistant receptacles, USB-A and USB-C charging ports.
- Overall maximum length joined together not to exceed 48.5 feet per infeed.
- UL listed to **UL962A SD**, the standard for furniture power distribution units on portable/movable workspace tables.
- Certified to CSA standard **C22.2 No. 203-16**.
- On-surface modules come with a clamp mount that will accommodate any material from 0.5" to 1.5" thick; additional brackets are also included for alternate screw in mounting options that can accommodate vertical or horizontal positions.

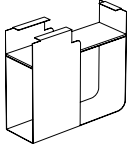
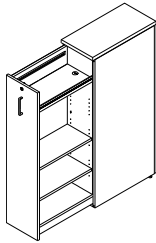
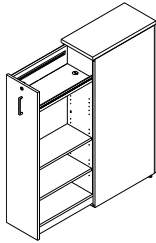


| MODPOWER DAISY-CHAIN SOLUTION   | MODEL#               | DIMENSIONS   | FREIGHT CLASS | WT/LBS. | CUBIC FT. | LIST PRICE |
|---|----------------------|--|---------------|---------|-----------|------------|
|    | PMDSA10MG            | 1.75 x 6.13 x 2.5  | 150           | 4.33    | 1         | \$551      |
|   | PMDSA10WH            | 1.75 x 6.13 x 2.5  | 150           | 4.33    | 1         | \$551      |
|    | PMDCA3MG             | 1.75 x 6.13 x 2.5  | 250           | 3.33    | 1         | \$521      |
|   | PMDCA3WH             | 1.75 x 6.13 x 2.5  | 250           | 3.33    | 1         | \$521      |
|  | PMDEA3MG             | 1.75 x 6.13 x 2.5  | 250           | 2.75    | 1         | \$459      |
|   | PMDEA3WH             | 1.75 x 6.13 x 2.5  | 250           | 2.75    | 1         | \$459      |
|  | PMDCLIPS             | 2.5 x 2.6 x .6   | 70            | 0.03    | 0.02      | \$92       |
|   | Package of 10 clips. |  |               |         |           |            |
|  | PMDJ36BK             | -- x 36 x --   | 70            | 1.38    | 0.09      | \$308      |
| ModPower Interconnecting Jumper   |                      | Interconnection jumper cord to add an additional 3' of cord length between in-surface and on-surface ModPower units. 3' cord with male and female connector. Package of 2 jumpers. UL Listed: UL 962A. |               |         |           |            |

| <div>ELECTRICAL</div> <div></div> <div>Station 2-Circuit Power Kit*</div> |
|---|
|---|

**Required specifications**  
PET felt color\*  
Paint finish\*\*



| STORAGE  | MODEL#   | DIMENSIONS   | FREIGHT CLASS | WT./LBS. | CUBIC FT. | LIST PRICE    | HP ADD      |
|--|--|--------------|---------------|----------|-----------|---------------|-------------|
|  <p><b>Under Worksurface Casual Storage Unit*</b></p> | D x W x H  |              |               |          |           |               |             |
|  | HXSCSO   | 24 x 8 x 21  | 150           | 20.18    | 4.22      | <b>\$456</b>  | n/a         |
|  <p><b>Pantry Storage**</b></p>                       | Open storage with shelf; extension at the back provides side compartment. Sheet metal construction with PET felt liner. 24"D. Secures to bottom of worksurface. Order coat hook HXACHS, attaches to either left or right side of storage unit (sold separately).   |              |               |          |           |               |             |
|  | FFPO1224H54NL  | 24 x 12 x 54 | 70            | 138      | 9         | <b>\$2551</b> | <b>\$29</b> |
|  <p><b>Pantry Storage - w/USB**</b></p>             | FFPO1230H54NL  | 30 x 12 x 54 | 85            | 153      | 11        | <b>\$2673</b> | <b>\$29</b> |
|  | FFPO1236H54NL  | 36 x 12 x 54 | 92.5          | 167      | 14        | <b>\$2796</b> | <b>\$40</b> |
| <p><i>Left (NL) shown</i></p>  | FFPO1224H54NR  | 24 x 12 x 54 | 70            | 138      | 9         | <b>\$2551</b> | <b>\$29</b> |
|  | FFPO1230H54NR  | 30 x 12 x 54 | 85            | 153      | 11        | <b>\$2673</b> | <b>\$29</b> |
| <p><i>Left (NL) shown</i></p>  | FFPO1236H54NR  | 36 x 12 x 54 | 92.5          | 167      | 14        | <b>\$2796</b> | <b>\$40</b> |
|  | FFPO1824H54NL  | 24 x 18 x 54 | 92.5          | 166      | 14        | <b>\$2956</b> | <b>\$40</b> |
| <p><i>Left (NL) shown</i></p>  | FFPO1830H54NL  | 30 x 18 x 54 | 92.5          | 182      | 17        | <b>\$3090</b> | <b>\$51</b> |
|  | FFPO1836H54NL  | 36 x 18 x 54 | 100           | 197      | 20        | <b>\$3223</b> | <b>\$57</b> |
| <p><i>Left (NL) shown</i></p>  | FFPO1824H54NR  | 24 x 18 x 54 | 92.5          | 166      | 14        | <b>\$2956</b> | <b>\$40</b> |
|  | FFPO1830H54NR  | 30 x 18 x 54 | 92.5          | 182      | 17        | <b>\$3090</b> | <b>\$51</b> |
| <p><i>Left (NL) shown</i></p>  | FFPO1836H54NR  | 36 x 18 x 54 | 100           | 197      | 20        | <b>\$3223</b> | <b>\$57</b> |
|  | The pull out cabinet serves as a multifunctional, customizable storage unit that both defines space and enhances privacy in an open plan environment. Internal organization consists of two fixed shelves on the top and bottom. The two middle shelves are adjustable. Two accessory rails (each 18.25" long) are standard and will accept metal accessories (sold separately - see previous page). Interior cabinet shelves and back are standard in Designer White. Cabinet shell, drawer and top can be specified in any standard laminate. FFPOxxxxx will not allow binders.  |              |               |          |           |               |             |
| <p><i>Left (NL) shown</i></p>  | FFPO1224H54NLUSB   | 24 x 12 x 54 | 70            | 138      | 9         | <b>\$3126</b> | <b>\$29</b> |
|  | FFPO1230H54NLUSB   | 30 x 12 x 54 | 85            | 153      | 11        | <b>\$3248</b> | <b>\$29</b> |
| <p><i>Left (NL) shown</i></p>  | FFPO1236H54NLUSB   | 36 x 12 x 54 | 92.5          | 167      | 14        | <b>\$3370</b> | <b>\$40</b> |
|  | FFPO1224H54NRUSB   | 24 x 12 x 54 | 70            | 138      | 9         | <b>\$3126</b> | <b>\$29</b> |
| <p><i>Left (NL) shown</i></p>  | FFPO1230H54NRUSB   | 30 x 12 x 54 | 85            | 153      | 11        | <b>\$3248</b> | <b>\$29</b> |
|  | FFPO1236H54NRUSB   | 36 x 12 x 54 | 92.5          | 167      | 14        | <b>\$3370</b> | <b>\$40</b> |
| <p><i>Left (NL) shown</i></p>  | FFPO1824H54NLUSB   | 24 x 18 x 54 | 92.5          | 166      | 14        | <b>\$3530</b> | <b>\$40</b> |
|  | FFPO1830H54NLUSB   | 30 x 18 x 54 | 92.5          | 182      | 17        | <b>\$3665</b> | <b>\$51</b> |
| <p><i>Left (NL) shown</i></p>  | FFPO1836H54NLUSB   | 36 x 18 x 54 | 100           | 197      | 20        | <b>\$3798</b> | <b>\$57</b> |
|  | FFPO1824H54NRUSB   | 24 x 18 x 54 | 92.5          | 166      | 14        | <b>\$3530</b> | <b>\$40</b> |
| <p><i>Left (NL) shown</i></p>  | FFPO1830H54NRUSB   | 30 x 18 x 54 | 92.5          | 182      | 17        | <b>\$3665</b> | <b>\$51</b> |
|  | FFPO1836H54NRUSB   | 36 x 18 x 54 | 100           | 197      | 20        | <b>\$3798</b> | <b>\$57</b> |
| <p><i>Left (NL) shown</i></p>  | The pull out cabinet serves as a multifunctional, customizable storage unit that both defines space and enhances privacy in an open plan environment. Internal organization consists of two fixed shelves on the top and bottom. Top shelf comes with grey felt surface and grommet which allows for cable passage from the USB outlet (located below the top shelf). A 2-prong power cord exits the cabinet through the floor at the back. The two middle shelves are adjustable. Two accessory rails (each 18.25" long) are standard and will accept metal accessories (sold separately - see previous page). Interior cabinet shelves and back are standard in Designer White. Cabinet shell, drawer and top can be specified in any standard laminate. FFPOxxxxx will not allow binders. |              |               |          |           |               |             |
|  | <ul style="list-style-type: none"> <li>For Dry-erase marker board, specify <b>DE</b> and add <b>\$392</b>. If specified, the dry-erase marker laminate will be applied to the external surface of the pull-out drawer side wall.</li> </ul>  |              |               |          |           |               |             |

**Required specifications**

Paint finish\*

Laminate finish\*\*

TASK LIGHTING

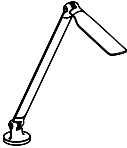
D x W x H

Mounting Options for Voyage and Revo Lights:

- Freestanding Base (FS)
- Freestanding Base with USB charge port (FSUSB) - Add \$104.
- Surface Mount (SM)
- Clamp Mount (CM)

REVO + VOYAGE

MODEL#      DIMENSIONS      FREIGHT CLASS      WT/LBS.      CUBIC FT.      LIST PRICE

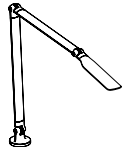


Voyage - Single Arm

LINLAMPS      6 x 6 x 14.1      60      2.66      .01      \$672

Fully articulating body with single arm. 6’ power cord. Touch and hold dimming capability, with auto shut-off after 10 hours. Brightness adjustment from 100% to 15%. 18 fractional LEDs, 337 lumens, 3500K color temperature. 85 CRI. 94% post consumer recyclability by weight. Available in Black (BLK), White (WHT) and Silver (SLV). Mounting accessories sold separately (see above). Optional integrated USB port in base (FSUSB) allows for charging of mobile devices. UL Listed: UL 1153:2014.

- Occupancy Sensor (OS) - Add \$78



Voyage - Double Arm

LINLAMPD      6 x 6 x 21.6      60      2.66      .01      \$688

Fully articulating body with double arm. 6’ power cord. Touch and hold dimming capability, with auto shut-off after 10 hours. Brightness adjustment from 100% to 15%. 18 fractional LEDs, 337 lumens, 3500K color temperature. 85 CRI. 94% post consumer recyclability by weight. Available in Black (BLK), White (WHT) and Silver (SLV). Mounting accessories sold separately (see above). Optional integrated USB port in base (FSUSB) allows for charging of mobile devices. UL Listed: UL 1153:2014.

- Occupancy Sensor (OS) - Add \$78

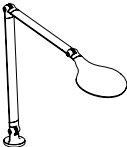


Revo - Single Arm

RNDLAMPS      6 x 6 x 14.1      60      2.66      .01      \$672

Fully articulating body with single arm. 6’ power cord. Touch and hold dimming capability, with auto shut-off after 10 hours. Brightness adjustment from 100% to 15%. 18 fractional LEDs, 294 lumens, 3500K color temperature. 85 CRI. 94% post consumer recyclability by weight. Available in Black (BLK), White (WHT) and Silver (SLV). Mounting accessories sold separately (see above). Optional integrated USB port in base (FSUSB) allows for charging of mobile devices. UL Listed: UL 1153:2014.

- Occupancy Sensor (OS) - Add \$78



Revo - Double Arm

RNDLAMPD      6 x 6 x 21.6      60      2.66      .01      \$688

Fully articulating body with double arm. 6’ power cord. Touch and hold dimming capability, with auto shut-off after 10 hours. Brightness adjustment from 100% to 15%. 18 fractional LEDs, 294 lumens, 3500K color temperature. 85 CRI. 94% post consumer recyclability by weight. Available in Black (BLK), White (WHT) and Silver (SLV). Mounting accessories sold separately (see above). Optional integrated USB port in base (FSUSB) allows for charging of mobile devices. UL Listed: UL 1153:2014.

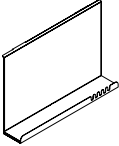
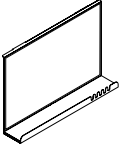


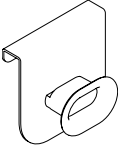
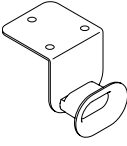
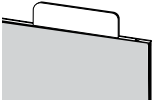
- Occupancy Sensor (OS) - Add \$78

Required Specifications

Finish  
Mount

Optional Specifications

Occupancy Sensor

| ACCESSORIES   | MODEL#  | DIMENSIONS          | FREIGHT CLASS | WT/LBS. | CUBIC FT. | LIST PRICE   | HP ADD      |
|---|---|---------------------|---------------|---------|-----------|--------------|-------------|
| <br><b>Hanging Shelf*</b>  | <b>D x W x H</b>  |                     |               |         |           |              |             |
|   | HXAHS   | 3 x 23.5 x 16       | 150           | 8.8     | 1.91      | <b>\$145</b> | n/a         |
| Suspends from the divider's top reveal. Installed board measures 16" from top; 9" from top of worksurface. Shelf is painted metal, tray insert is PET felt. Magnetic. |   |                     |               |         |           |              |             |
| <br><b>Hanging Shelf w/Dry Erase Board*</b>  | HXAHSWB   | 3 x 23.5 x 16       | 150           | 9.57    | 1.91      | <b>\$555</b> | n/a         |
|   | Suspends from the divider's top reveal. Installed board measures 16" from top; 9" from top of worksurface. White surface, painted metal frame, tray insert is PET felt. Magnetic. |                     |               |         |           |              |             |
| <br><b>Rear Wall Shelf**</b>   | HXARWS  | 4.5 x 32.25 x 0.75  | 250           | 2.8     | 1.13      | <b>\$148</b> | <b>\$41</b> |
|   | 3/4" laminate shelf; non-handed, with pre-determined mounting points. 2.5" front radii. <i>Not compatible with Ceiling Feed Pole or any monitor mounts.</i>                       |                     |               |         |           |              |             |
| <br><b>Coat/Bag Hook for Dividers*</b>  | HXACHS  | 0.75 x 1.25 x 2     | 70            | 0.05    | 0.01      | <b>\$42</b>  | n/a         |
|   | Can be installed anywhere along the divider perimeter reveal or either side of the Under Surface Casual Storage Unit. Made of die-cast aluminum; plug insert is PET felt.         |                     |               |         |           |              |             |
| <br><b>Coat/Bag Hook for Divider Edge*</b>   | HXACHT  | 0.75 x 1.25 x 2     | 70            | 0.23    | 0.01      | <b>\$49</b>  | n/a         |
|   | Can be installed anywhere along the divider perimeter reveal or either or both sides of any divider. Made of die-cast aluminum with steel brackets; plug insert is PET felt.      |                     |               |         |           |              |             |
| <br><b>Under Surface Bag Hook*</b>   | HXABH   | 0.75 x 1.25 x 2     | 70            | 0.18    | 0.01      | <b>\$46</b>  | n/a         |
|   | Can be secured to the bottom of worksurface. Made of die-cast aluminum with steel brackets; plug insert is PET felt.  |                     |               |         |           |              |             |
| <br><b>Name Plate</b>  | HXNP  | 0.5 x 10.75 x 3.625 | 70            | 0.26    | 0.01      | <b>\$84</b>  | n/a         |
|   | Sits inside the divider top reveal. Two-sided white dry erase surface laminated to 1/2" PET felt. Can be mounted horizontally or vertically.                                      |                     |               |         |           |              |             |

|                                |                                |
|--------------------------------|--------------------------------|
| <b>Required specifications</b> | <b>Optional Specifications</b> |
| Paint finish*                  | HP laminate**                  |
| Laminate finish**              |                                |