

GC VITROLA



model GC8271LB  
Low Back Lounge Chair



model GC8271HB  
High Back Lounge Chair

Two Textile Application



STANDARD FEATURES

- Classic soft seating upholstery design with swooping arms.
- Available in two back heights.
- Features a cleanout at back of seat cushion.
- Arms are standard fully upholstered. Arm caps are available in Urethane or Solid Surface. See upcharges.
- Durable, steel seat structure.
- The seat underside is covered with non-porous material for ease of cleaning.
- The seat cushion is mechanically removable for replacement.
- Back spring structure provides comfort and durability.
- For added comfort, seats are standard with high density Ultracell foam.
- Tapered legs are standard in maple wood or optional Urethane, see upcharge.
- Models are standard with White non-marking nylon glides. See Glide Type for additional glide options.
- Sealed seams are available on chair backs and arms and/or seats (see model upcharges).
- A moisture barrier may be added to seat cushions only (see model upcharges). Not available with sealed seams.
- GC Vitrola is covered under Global Healthcare 12 year, 24/7 warranty when upholstered with minimum 100,000 DR textile. For healthcare textiles, visit the website at globalfurnituregroup.com.
- Can be upholstered in standard Global textiles if healthcare compliance is not required. Global's Limited Lifetime warranty applies.
- The series is available with contrasting fabrics. Specify arms, back and front rail separate from seat cushion (see model image).
- For pricing, start with the base price and add both back/arms graded textile upcharge and the seat graded textile upcharge.
- For alternate textile applications, contact Global specials. The Blended Textile matrix does not apply to this series.
- Shipped fully assembled
- GC Vitrola standard seating has 350 lb. capacity per seat; 600 lbs. for bariatric chairs.

SUGGESTED APPLICATIONS

- Lobbies
- Lounge/Waiting
- Patient rooms
- Resident rooms

OPTIONAL FEATURES

Add option codes in the following order:

- **Model number**  
Specify model number.
- **Back and arm textile**  
Specify textile code. See model grade upcharges.
- **Seat textile**  
Specify textile code. See model grade upcharges.
- **Armcap type**  
(NC) No armcap  
(SSU) Urethane armcap. Add \$162.  
(CO) Solid surface armcap. See color grade upcharge.
- **Armcap finish (urethane)**  
(BLK) Black (J52) Mocha  
(KAL) Kalua (SHW) Shadow  
(LAB) Latte (TOA) Toast
- **Armcap finish (solid surface)**  
Grade 1 - Add \$395:  
(SWH) Designer White  
Grade 2 - Add \$417:  
(SBT) Beige Tempest  
(SBX) Black Onyx Mirage  
(SMG) Milk Glass Spectra  
(SFW) Frosty White Mirage  
(SHS) Hot Stone  
(SNM) Northern Melange
- **Leg type**  
(WOD) Wood. No upcharge.  
(SSU) Urethane. Add \$194.
- **Leg finish (wood)**  
(AAM) Absolute (AVM) Maple  
(BKM) Black (MWM) Medium Walnut  
(CJM) Charcoal Java (ASM) Night  
(ACM) Cherry (NBM) Noce Biondo  
(EMM) Empire Mahogany (NGM) Noce Grigio  
(EOM) English Oak (NEM) Noce Leggero  
(ECM) Espresso Cafe (NMM) Noce Medio  
(TFM) Fruitwood (SBM) Sandy Beach  
(HGM) Grey (SKM) Shaker Cherry  
(HOM) Harvest Oak (SOM) Silver Oak  
(AHM) Honey (TWM) Walnut  
(JOM) Jet Onyx (WTM) WC Cream  
(LHM) Light Honey (WHM) White  
(TMM) Mahogany (WCM) Winter Cherry
- **Leg finish (urethane)**  
(BLK) Black (J52) Mocha  
(KAL) Kalua (SHW) Shadow  
(LAB) Latte (TOA) Toast
- **Fastener type**  
(RS) Standard fasteners.  
(TP) Tamperproof fasteners. Add \$89.
- **Glide type**  
(NM) Non-marking glide. Standard.  
(SG) Steel cushion glide. Add \$34.  
(RG) Rubber, non-slip glide. Add \$34.  
(FG) Felt glide. Add \$34.
- **Back and arm seams** (Contact Customer Care for approved textiles.)  
(NS) No sealed seams.  
(SBS) Sealed back and arm seams. See model upcharge.
- **Seat seams** (Contact Customer Care for approved textiles.)  
(NS) No sealed seams.  
(SSS) Sealed seat seams. See model upcharge.
- **Moisture Barrier** (seat only, not available with sealed seams)  
(NB) No moisture barrier. No upcharge.  
(MB) Moisture barrier. See model upcharge.

EXAMPLE OAKVILLE ORDER CODE:






GC8271HB	-WA50	-WA50	NC	-
Model #	Back/arms textile	Seat textile	Armcap type	Armcap finish






  

-WOD	-BKM	-NBS	-NSS	-NB
Leg type	Leg finish	Back seams	Seat seams	Moisture barrier

# SEATING

# GC-VITROLA G

DESCRIPTION	FEATURES	MODEL#	STANDARD TEXTILE GRADES											
			1/COM	2	3	4	5	6	7	8	9	10	11	12
 <p><b>Lounge Chair</b> COM Yardage: Back/Arms: 4.5; Seat: 1.25 Freight Class: 250 Product Weight (lbs.): 74.5 Cubic Feet Per Carton: 20.25</p>	<b>GC8271LB</b> Base Price:	<b>\$2094</b>												
	Back/Arm upcharge:	<b>+0</b>	<b>+\$144</b>	<b>+\$257</b>	<b>+\$423</b>	<b>+\$657</b>	<b>+\$756</b>	<b>+\$959</b>	<b>+\$1278</b>	<b>+\$1517</b>	<b>+\$1778</b>	<b>+\$2322</b>	<b>+\$2894</b>	
	Seat upcharge:	<b>+0</b>	<b>+\$40</b>	<b>+\$72</b>	<b>+\$118</b>	<b>+\$183</b>	<b>+\$210</b>	<b>+\$267</b>	<b>+\$355</b>	<b>+\$422</b>	<b>+\$494</b>	<b>+\$645</b>	<b>+\$804</b>	
	<b>OVERALL DIMENSIONS</b>	<b>SEAT DIMENSIONS</b>			<b>BACK DIMENSIONS</b>									
		<b>W</b>	<b>D</b>	<b>H</b>	<b>W</b>	<b>D</b>	<b>H</b>	<b>W</b>	<b>H</b>					
Active weight 350 lbs.	28.25	32.25	34.25	21.5	19.25	18.5	22.5	15.75						
Moisture barrier (MB), add \$107 Sealed seams (SBS), add \$20 Sealed seat seams (SSS), add \$147	<b>RTA 00</b>	1 per carton												
 <p><b>High Back Lounge Chair</b> COM Yardage: Back/Arms: 5; Seat: 1.25 Freight Class: 250 Product Weight (lbs.): 83.5 Cubic Feet Per Carton: 28.25</p>	<b>GC8271HB</b> Base Price:	<b>\$2210</b>												
	Back/Arm upcharge:	<b>+0</b>	<b>+\$160</b>	<b>+\$285</b>	<b>+\$470</b>	<b>+\$730</b>	<b>+\$840</b>	<b>+\$1065</b>	<b>+\$1420</b>	<b>+\$1685</b>	<b>+\$1975</b>	<b>+\$2580</b>	<b>+\$3215</b>	
	Seat upcharge:	<b>+0</b>	<b>+\$40</b>	<b>+\$72</b>	<b>+\$118</b>	<b>+\$183</b>	<b>+\$210</b>	<b>+\$267</b>	<b>+\$355</b>	<b>+\$422</b>	<b>+\$494</b>	<b>+\$645</b>	<b>+\$804</b>	
	<b>OVERALL DIMENSIONS</b>	<b>SEAT DIMENSIONS</b>			<b>BACK DIMENSIONS</b>									
		<b>W</b>	<b>D</b>	<b>H</b>	<b>W</b>	<b>D</b>	<b>H</b>	<b>W</b>	<b>H</b>					
Active weight 350 lbs.	28.25	33.75	42	21.5	19.25	18.5	22.5	23.5						
Moisture barrier (MB), add \$107 Sealed seams (SBS), add \$20 Sealed seat seams (SSS), add \$173	<b>RTA 00</b>	1 per carton												
 <p><b>Bariatric Lounge Chair</b> COM Yardage: Back/Arms: 5; Seat: 1.25 Freight Class: 250 Product Weight (lbs.): 79 Cubic Feet Per Carton: 30</p>	<b>GC8271BLB</b> Base Price:	<b>\$2893</b>												
	Back/Arm upcharge:	<b>+0</b>	<b>+\$160</b>	<b>+\$285</b>	<b>+\$470</b>	<b>+\$730</b>	<b>+\$840</b>	<b>+\$1065</b>	<b>+\$1420</b>	<b>+\$1685</b>	<b>+\$1975</b>	<b>+\$2580</b>	<b>+\$3215</b>	
	Seat upcharge:	<b>+0</b>	<b>+\$40</b>	<b>+\$72</b>	<b>+\$118</b>	<b>+\$183</b>	<b>+\$210</b>	<b>+\$267</b>	<b>+\$355</b>	<b>+\$422</b>	<b>+\$494</b>	<b>+\$645</b>	<b>+\$804</b>	
	<b>OVERALL DIMENSIONS</b>	<b>SEAT DIMENSIONS</b>			<b>BACK DIMENSIONS</b>									
		<b>W</b>	<b>D</b>	<b>H</b>	<b>W</b>	<b>D</b>	<b>H</b>	<b>W</b>	<b>H</b>					
Active weight 600 lbs.	39	32.25	34.25	39	19.25	18.5	33	15.75						
Moisture barrier (MB), add \$160 Sealed seams (SBS), add \$20 Sealed seat seams (SSS), add \$151	<b>RTA 00</b>	1 per carton												
 <p><b>High Back Bariatric Lounge Chair</b> COM Yardage: Back/Arms: 5.75; Seat: 1.25 Freight Class: 250 Product Weight (lbs.): 88.5 Cubic Feet Per Carton: 36.5</p>	<b>GC8271BHB</b> Base Price:	<b>\$3020</b>												
	Back/Arm upcharge:	<b>+0</b>	<b>+\$184</b>	<b>+\$328</b>	<b>+\$541</b>	<b>+\$840</b>	<b>+\$966</b>	<b>+\$1225</b>	<b>+\$1633</b>	<b>+\$1938</b>	<b>+\$2272</b>	<b>+\$2967</b>	<b>+\$3698</b>	
	Seat upcharge:	<b>+0</b>	<b>+\$40</b>	<b>+\$72</b>	<b>+\$118</b>	<b>+\$183</b>	<b>+\$210</b>	<b>+\$267</b>	<b>+\$355</b>	<b>+\$422</b>	<b>+\$494</b>	<b>+\$645</b>	<b>+\$804</b>	
	<b>OVERALL DIMENSIONS</b>	<b>SEAT DIMENSIONS</b>			<b>BACK DIMENSIONS</b>									
		<b>W</b>	<b>D</b>	<b>H</b>	<b>W</b>	<b>D</b>	<b>H</b>	<b>W</b>	<b>H</b>					
Active weight 600 lbs.	39	33.75	42	39	19.25	18.5	33	23.5						
Moisture barrier (MB), add \$160 Sealed seams (SBS), add \$20 Sealed seat seams (SSS), add \$178	<b>RTA 00</b>	1 per carton												
 <p><b>Two Seat Sofa</b> COM Yardage: Back/Arms: 5; Seat: 1.5 Freight Class: 250 Product Weight (lbs.): 100 Cubic Feet Per Carton: 39.75</p>	<b>GC8272LB</b> Base Price:	<b>\$3147</b>												
	Back/Arm upcharge:	<b>+0</b>	<b>+\$160</b>	<b>+\$285</b>	<b>+\$470</b>	<b>+\$730</b>	<b>+\$840</b>	<b>+\$1065</b>	<b>+\$1420</b>	<b>+\$1685</b>	<b>+\$1975</b>	<b>+\$2580</b>	<b>+\$3215</b>	
	Seat upcharge:	<b>+0</b>	<b>+\$48</b>	<b>+\$86</b>	<b>+\$141</b>	<b>+\$219</b>	<b>+\$252</b>	<b>+\$320</b>	<b>+\$426</b>	<b>+\$506</b>	<b>+\$593</b>	<b>+\$774</b>	<b>+\$965</b>	
	<b>OVERALL DIMENSIONS</b>	<b>SEAT DIMENSIONS</b>			<b>BACK DIMENSIONS</b>									
		<b>W</b>	<b>D</b>	<b>H</b>	<b>W</b>	<b>D</b>	<b>H</b>	<b>W</b>	<b>H</b>					
Active weight 350 lbs./seat	50.5	32.25	34.25	43.5	19.25	18.5	43.5	15.75						
Moisture barrier (MB), add \$213 Sealed seams (SBS), add \$42 Sealed seat seams (SSS), add \$176	<b>RTA 00</b>	1 per carton												

DESCRIPTION	FEATURES	MODEL#	STANDARD TEXTILE GRADES															
			1/COM	2	3	4	5	6	7	8	9	10	11	12				
 <p><b>High Back Two Seat Sofa</b> COM Yardage: Back/Arms: 6; Seat: 1.5 Freight Class: 250 Product Weight (lbs.): 116.5 Cubic Feet Per Carton: 48.25</p>	GC8272HB	Base Price:	\$3323															
		Back/Arm upcharge:	+0	+\$192	+\$342	+\$564	+\$876	+\$1008	+\$1278	+\$1704	+\$2022	+\$2370	+\$3096	+\$3858				
		Seat upcharge:	+0	+\$48	+\$86	+\$141	+\$219	+\$252	+\$320	+\$426	+\$506	+\$593	+\$774	+\$965				
				OVERALL DIMENSIONS			SEAT DIMENSIONS			BACK DIMENSIONS								
				W	D	H	W	D	H	W	H							
	Active weight 350 lbs./seat		50.5	33.75	42	43.5	19.25	18.5	43.5	23.5								
	Add \$213 for (MB)																	
	Add \$42 for (SSS)																	
	\$203 for (SBS)																	
			RTA 00														1 per carton	
 <p><b>Three Seat Sofa</b> COM Yardage: Back/Arms: 6.25; Seat: 2 Freight Class: 250 Product Weight (lbs.): 133 Cubic Feet Per Carton: 56.75</p>	GC8273LB	Base Price:	\$4203															
		Back/Arm upcharge:	+0	+\$160	+\$285	+\$470	+\$730	+\$840	+\$1065	+\$1420	+\$1685	+\$1975	+\$2580	+\$3215				
		Seat upcharge:	+0	+\$48	+\$86	+\$141	+\$219	+\$252	+\$320	+\$426	+\$506	+\$593	+\$774	+\$965				
					OVERALL DIMENSIONS			SEAT DIMENSIONS			BACK DIMENSIONS							
					W	D	H	W	D	H	W	H						
	Active weight 350 lbs./seat		71.5	32.25	34.25	65	19.25	18.5	65	15.75								
	Moisture barrier (MB), add \$319																	
	Sealed seams (SBS), add \$65																	
	Sealed seat seams (SSS), add \$206																	
			RTA 00														1 per carton	
 <p><b>High Back Three Seat Sofa</b> COM Yardage: Back/Arms: 7.25; Seat: 2 Freight Class: 250 Product Weight (lbs.): 153.5 Cubic Feet Per Carton: 68.75</p>	GC8273HB	Base Price:	\$4458															
		Back/Arm upcharge:	+0	+\$232	+\$414	+\$682	+\$1059	+\$1218	+\$1545	+\$2059	+\$2444	+\$2864	+\$3741	+\$4662				
		Seat upcharge:	+0	+\$64	+\$114	+\$188	+\$292	+\$336	+\$426	+\$568	+\$674	+\$790	+\$1032	+\$1286				
					OVERALL DIMENSIONS			SEAT DIMENSIONS			BACK DIMENSIONS							
					W	D	H	W	D	H	W	H						
	Active weight 350 lbs./seat		71.5	33.75	42	65	19.25	18.5	65	23.5								
	Moisture barrier (MB), add \$319																	
	Sealed seams (SBS), add \$65																	
	Sealed seat seams (SSS), add \$233																	
			RTA 00														1 per carton	
 <p><b>Bench</b> COM Yardage: 1.5 Freight Class: 250 Product Weight (lbs.): 30.5 Cubic Feet Per Carton: 8</p>	GC8275	List Price:	\$940	\$988	\$1026	\$1081	\$1159	\$1192	\$1260	\$1366	\$1446	\$1533	\$1714	\$1905				
				OVERALL DIMENSIONS			SEAT DIMENSIONS			BACK DIMENSIONS								
				W	D	H	W	D	H	W	H							
				24	24	18	0	0	18									
			Active weight 350 lbs.															
	Moisture barrier (MB), add \$107																	
	Sealed seat seams (SSS), add \$21																	
			RTA 00														1 per carton	
 <p><b>Bariatric Width Bench</b> COM Yardage: 2 Freight Class: 150 Product Weight (lbs.): 39 Cubic Feet Per Carton: 8</p>	GC8275B	List Price:	\$1117	\$1181	\$1231	\$1305	\$1409	\$1453	\$1543	\$1685	\$1791	\$1907	\$2149	\$2403				
				OVERALL DIMENSIONS			SEAT DIMENSIONS			BACK DIMENSIONS								
				W	D	H	W	D	H	W	H							
				34	24	18	0	0	18									
			Active weight 350 lbs.															
	Moisture barrier (MB), add \$160																	
	Sealed seat seams (SSS), add \$21																	
			RTA 00														1 per carton	