

## Healthcare Furniture

Effective July 14, 2025 – USA

Revised January 20, 2026



PRICE LIST  
healthcare



# introduction

Since 1985, Global has been a primary source for furniture in hospitals and elder care facilities.

We offer a comprehensive line of products and services. Our customers appreciate and recognize our value-added consulting and problem-solving resources as this enables them to protect their investments long-term.

Global's healthcare products are specifically designed to promote enhanced levels of wellness. Our furniture solutions are migrating into commercial spaces due to the significant increase in the aging population and the need for properly designed solutions.

Our vertically integrated manufacturing supply chain allows Global to manage the process and to access and monitor the quality of materials and production standards. This vertical integration allows us to control manufacturing and delivery cycles.

We make what you need. Our solutions are suitable for high traffic, challenging public and private spaces. The product development process focuses on ensuring the product is suitable for use and can meet the many faceted challenges of today's public shared spaces.

Hospitals, medical practice centers, senior care facilities, public housing, treatment programs even veterinary clinics can have peace of mind when using healthcare furniture solutions.

Global continuously strives to achieve excellence in what we do. We are proud to have played a major role in setting some of the highest quality standards in the industry. We partner with clients to ensure we understand their needs, culture and goals.

We often modify our products when special requirements dictate the need, in order to provide the best possible solution for an application.

We are committed to producing products in the most sustainable ways ensuring they pass strict quality testing. See below for GREENGUARD and level certification information.

We value our clients and strive to build lifelong partnerships through trust, respect and successful outcomes.

## SYMBOL IDENTIFICATION



Global's certified products are in compliance with the stringent emission guidelines set by the Greenguard Environmental Institute and include all upholstered seating.

To obtain a Greenguard certificate for any product, please go to the product page on our website [www.globalfurnituregroup.com](http://www.globalfurnituregroup.com) and click on "view Greenguard certificate".



level™ certification, based on the ANSI/BIFMA e3-2012 furniture sustainability standard, sets furniture manufacturers on a path toward greater sustainability over time. Based on environmental and social criteria set forth in the standard, a product's entire supply chain is assessed.

Certification assessment includes an evaluation of specific corporate policies and guidelines and an assessment of associated company manufacturing facilities. Products must meet quantifiable milestones of environmental and social performance at every step of development.

The quantitative assessment addresses four categories: material use, energy and atmosphere impacts, human and ecosystem health and social responsibility. Manufacturers earn points in each of the four categories. The level™ brand and its numeric rating of 1, 2 or 3 indicate what threshold of certification a product has achieved. Level™ 3 is the highest rating.

## GLOBAL USA Showrooms + Distribution Centers

Marlton, New Jersey

Atlanta, Georgia

Boston, Massachusetts

Buford, Georgia

Chicago, Illinois

Cincinnati, Ohio

Dallas, Texas

Denver, Colorado

Elkridge, Maryland

Houston, Texas

Irvine, California

Lenexa, Kansas

Miami, Florida

New York, New York

Philadelphia, Pennsylvania

Phoenix, Arizona

Renton, Washington

Sunrise, Florida

Tampa, Florida

Washington, DC

Whittier, California

# TABLE OF CONTENTS

| SEATING                           | SEATING (cont'd)                                 | BARIATRIC SEATING                                |
|-----------------------------------|--|--|
| Adeline.....page 58               | Primacare benches.....page 184                   | Calidon.....page 60                              |
| Bishop.....page 59                | Primacare dining.....page 65                     | Frolick.....page 86                              |
| Calidon.....page 60               | Primacare guest.....page 153                     | GC Belong.....page 93                            |
| Chap.....page 68                  | Primacare lounge.....page 167                    | GC Comet.....page 120                            |
| Coast.....page 70                 | Primacare lounge, fully upholstered.....page 172 | GC Sidero.....page 122                           |
| Collingwood.....page 71           | Primacare modular, guest/patient.....page 189    | Nourish.....page 143                             |
| Desmond.....page 73               | Primacare modular, lounge.....page 204           | Primacare lounge.....page 167                    |
| Desmond HT.....page 74            | Primacare motion recliners.....page 178          | Primacare lounge, fully upholstered.....page 172 |
| Doctor Buddy.....page 76          | Primacare patient.....page 161                   | Primacare modular, guest/patient.....page 189    |
| Dreme.....page 77                 | Primacare recliners.....page 176                 | Primacare modular, lounge.....page 204           |
| Drift.....page 80                 | Primacare sleepers.....page 182                  | Primacare patient.....page 161                   |
| Erin.....page 81                  | Primacare wingback.....page 174                  | Primacare wingback.....page 174                  |
| Flap.....page 83                  | River+.....page 214                              | Strand.....page 217                              |
| Foot activated stools.....page 85 | Senator.....page 215                             | Willow.....page 223                              |
| Frolick.....page 86               | Sleep-Eez.....page 216                           |  |
| Gala II.....page 91               | Splash.....page 86                               |  |
| GC Beach.....page 92              | Strand.....page 217                              |  |
| GC Belong.....page 93             | Willow.....page 223                              |  |
| GC Citi.....page 119              | Wingback.....page 237                            |  |
| GC Comet.....page 120             |  |  |
| GC Islands.....page 121           |  |  |
| GC Sidero.....page 122            |  |  |
| GC Sirena.....page 132            |  |  |
| GC Vion.....page 134              |  |  |
| GC Vitrola.....page 138           |  |  |
| GC Wind.....page 136              |  |  |
| Janna.....page 141                |  |  |
| Nourish.....page 143              |  |  |
| Oakville.....page 147             |  |  |

TABLES

Calidon Tables.....page 65

Drift Tables.....page 52

Enable Tables.....page 38

Floral Dining Tables.....page 40

Occasional Tables.....page 41

Overbed Tables.....page 47

Primacare Tables.....page 52

Primacare Modular Tables.....page 198

Tablet Tables.....page 54

Willow Linking Tables.....page 234

Zook, Children’s Tables.....page 55

PATIENT + RESIDENT ROOM FURNITURE

Aldon.....page 6

Sonoma.....page 18

ACCESSORIES

Ottomans.....page 238

Throw pillows.....page 238

REFERENCE

Healthcare definitions.....page 4

Seating application guidelines.....page 57

COM Authorization Form.....page 244

Think Global-Think Green.....page 245

Textiles + Finishes.....page 240

Terms and Conditions.....page 246

Warranty.....page 248



# GLOBAL HEALTHCARE DEFINITIONS

Global Healthcare often requires solutions to address unique and diverse requirements within the vast range of healthcare applications. The following definitions describe the Global healthcare product solutions available.

## ADDITIONAL WEIGHT

For unique and demanding challenges in behavioral health facilities, products are weighted to reduce the ease of movement or lifting product to use as a weapon. The product selection and application identified will assist in determining the amount of additional weight required. Weighted product is designed for facilities looking to create safe and secure environments, while ensuring the furniture can withstand intensive use. To determine the amount of additional weight to be added to a product, contact your Global representative.

## BED BUG RESISTANT

Due to an increase in the presence of bed bugs within healthcare facilities, solutions have been developed to deal with the bed bug issue. The product design directly affects the level of resistance that can be achieved. For more detailed information, contact your Global representative.

## CONTRABAND RESISTANT

Making a product contraband resistant is a potential solution if you want upholstered and comfortable products to be finished in a manner that offers a greater level of safety. Contraband resistant finishing is added to products in high risk areas where individuals might attempt to hide contraband such as weapons (for self-harm or to cause harm to others), drugs or alcohol. It can also be part of a solution for protecting any area of the product from becoming a ligature point. The product surfaces and upholstery will be evaluated and the appropriate solutions will be applied to ensure all surfaces are sealed and safely protected. Depending on the product design, this could mean any combination of the following applications: sealed seams, sealed underside, tamperproof fasteners and/or sealed zippers. After being evaluated, solutions are applied based on the application and population being served. The result of this process would enable the caregiver to identify a potential threat as it would be apparent that the product surface was tampered with. To further assist product selection and what is required specific to a product, please contact your Global representative.

## HIGH DENSITY ULTRACELL FOAM

High density Ultracell foam is a non-allergenic foam manufactured from natural seed-based oils such as soybean. It significantly decreases the dependence on fossil fuels like petroleum and reduces greenhouse gas emissions. The high density of the foam provides comfortable sitting for many years before any sagging or indents appear underneath upholstery. Simply, there is more material available to allow for enhanced performance.

## MENTAL HEALTH FURNITURE

Mental health furniture can range from simple to complex, depending on the application and population. Global understands the unique nature and the need to offer a vast range of solutions to deal with the safety of staff and patients while respecting budgets and individual needs. This allows the client to select a product from our complete offering and then build it up to ensure the right features are included. Here are some of the optional features available: tamperproof fasteners, additional weight, floor mount brackets, puncture resistant textile and other contraband resistant features that are needed for the application. Whatever the demand, the correct solution can be built-in. For more detailed information, contact your Global representative.

## MOISTURE BARRIER

Moisture barrier is a textile lining with moisture repellent qualities. Moisture barrier lining is applied on the seat cushion between the upholstery cover and foam to prevent any form of moisture from getting to the foam. It is recommended when the fabric being used does not have moisture repellent qualities or when additional protection from penetration of moisture is desired. For coated textiles, the additional moisture barrier option may not be selected in conjunction with sealed seams.

## MOISTURE AND TAMPER RESISTANT ZIPPER

Moisture and tamper resistant zippers are available as part of the solution when requesting bed bug resistant furniture and contraband resistant solutions. In addition, this special zipper prevents liquid and moisture seepage through the zipper teeth, providing additional peace of mind. For more detailed information based on the product selection, contact your Global representative.

## SEALED UNDERSIDE

Sealed underside refers to the process of finishing the underside of a product to ensure no potential openings from the textile surface to the product interior on seat and/or back seams. The sealed underside solution is requested for achieving higher levels of infection prevention control for the product being ordered. The sealed underside option is noted in the price list notes with the upcharge for the respective product. For more detailed information and to determine if the sealed underside process is available on a particular product selection where it is not noted, contact your Global representative.

## SEALED SEAMS

The heat-sealed seams process involves sealing the back of a seam with a specially designed tape. Sealing the seam increases the integrity of the seam reducing the likelihood of seams opening over time. This tape provides additional protection against moisture seepage and prevents insects from entering the product through the stitch holes and seams. The sealed seam process is available for use on most coated textiles and is not available on woven textiles. Some coated textiles do not allow sealed seams to be used. In the event sealed seams are to be used, contact Customer Care to confirm sealed seams are approved for the coated textile selected in advance of order placement. Sealed seams cannot be specified if using the moisture barrier lining. The sealing of seams requires testing the textile to ensure acceptance of the heat-sealed tape for performance and aesthetics. For detailed instructions on textile testing and approval, contact your Global representative.

## TAMPERPROOF

Tamperproof fasteners can be requested for a higher level of safety. Using tamperproof fasteners ensures the fasteners cannot be interfered with (changed, opened or removed) without use of a special tool. This will prevent the tampering with, or disassembly of the product which could lead to injuries or unsuspecting harm to others. For more detailed information contact your Global representative.

aldon + sonoma

# personal room furniture



The Aldon series offers affordable and personalized furniture solutions for patient or resident rooms. Highly durable, Aldon's clean lines and simple design provide built-in quality to meet the demands of any healthcare environment. Tops, gables and backs are engineered for on-site maintenance and replacement to ensure long-term performance. The design incorporates smooth surfaces with a straight profile and durable finish options, demonstrating respect for housekeeping and infection prevention control practices. A 3mm PVC edge on tops, drawer and door fronts provides peace of mind for greater performance. The vast array of product and finish selections allow for individual choices while complementing the design objective. Aldon is the ideal balance of value and style.

#### Features and Benefits

- Tops standard with 1" thermally fused laminate with coordinating 3mm PVC edge.
- Chassis, back panels, drawer fronts, shelves and doors are constructed of ¾" thermally fused laminate.
- Constructed with NAUF (no added urea formaldehyde) particle board.
- Laminate finishes are available in a variety of colors.
- Thermofoil finishes are available on bedside cabinets.
- All chassis panels and tops can be replaced if damaged.
- Drawers are mounted on high quality precision steel full extension ball bearing slides.
- Optional high impact polystyrene insert liner can be removed for ease of room transfer and cleaning.
- Handle is attractive, easy-to-grip, arc style. Standard in Tungsten finish.
- Locks are optional on bedside cabinets, dressers and wardrobes.
- Metal legs and plinth bases available on all models.
- Casters are available on bedside cabinets.
- For proper ventilation, all units have cut-outs with grommets in the back.
- For environmental certifications, please visit [globalfurnituregroup.com](http://globalfurnituregroup.com).

**TOPS**

- Tops are field replaceable.
- Tops on all models are standard with 1" thermally fused laminate with coordinating 3mm PVC edge.
- 1" high pressure laminate tops with coordinating 3mm PVC edge are available on bedside cabinets and dressers. For a quotation, please submit a Special Request Form to your Global representative.
- Thermofoil and solid surface finishes are available on bedside cabinets only. See next page for finishes.

**CHASSIS**

- Constructed from ¾" thermally fused laminate.
- Return on investment is enhanced through the ability to replace chassis panels or tops should they become damaged.

**BACK**

- Back panels are constructed from ¾" thermally fused laminate
- Back panels are field replaceable should they become damaged

**DRAWERS**

- Drawer fronts are constructed from ¾" thermally fused laminate with 3mm PVC edge.
- Thermofoil finishes are available on bedside cabinets only.
- Mounted on high quality precision steel full extension ball bearing slides.
- Box drawer is 6" high with inside depth of 15.48".
- Drawer interiors are made of PVC-free Black vinyl particle board.
- Bottom drawer interior is fully wrapped in a Black colored durable vinyl covering.
- Soft close drawer is optional, specify **(SF)** at time of order. **Add \$54** per drawer.

**DRAWER INSERTS**

- The optional bedside cabinet drawer liner insert is constructed of high impact polystyrene, standard in White. Molded in one piece with no seams or joints to collect dust or bacteria, satin smooth and with rounded corners for easy clean up.
- Optional high impact polystyrene insert liner can be removed for ease of transferring personal belongings and cleaning.

**SHELVING**

- Structural fixed shelves and adjustable shelves are constructed of ¾" thermally fused laminate with coordinating 3mm PVC edge
- Structural fixed shelves and adjustable shelves are supported with metal brackets

**DOORS**

- Constructed of ¾" thermally fused laminate with 3mm PVC edge.
- Mounted utilizing commercial quality hinges that provide a 110° opening span for easy access to personal belongings.

**LOCKS**

- Locks are optional on bedside cabinets, dressers and wardrobes. They must be specified at time of order. Please check each model number for optional locks offered and applicable upcharges.
- Keying is available with random key, please specify **(RK)**, or keyed alike.
- For key alike numbering sequence, please specify key number 101 - 120. No upcharge.

**EDGE**

- Tops, door fronts and drawer fronts have coordinating 3mm PVC edge
- Fixed and adjustable shelves have coordinating 3mm PVC front edge
- Top radius is 1" on bedside cabinet edges

**VENTILATION**

- All units have cut-outs with grommets in the back for ventilation, reducing odor and bacteria growth.

**BASE OPTIONS**

- Metal legs, casters and Plinth base are field replaceable and interchangeable on Aldon where applicable.

**Metal Legs**

- Available on bedside cabinets, dressers and wardrobes
- Standard powder coated paint finishes are Black **(BLK)**, Blizzard **(BZD)**, Charcoal **(CHR)**, Kalua **(TKA)**, Latte **(TLA)**, Mocha **(TMO)**, Nevada **(NEV)**, Sierra **(SCA)**, Silver **(SIL)**, Taupe **(TPE)**, Toast **(TOA)** and Tungsten **(TUN)**.
- 3"high. Levelers offer .5" to .75" adjustment for increased stability and leveling.

**Casters**

- Available on bedside cabinets only
- Constructed of commercial quality, swivel dual wheel
- Front casters are manually locking, swivel dual wheel
- When ordering two locking casters, the casters will be in the front of the unit for ease of access, non-locking casters will be in the back

**Plinth Base**

- Available on bedside cabinets, dressers and wardrobes
- 3" high and standard in thermally fused laminate
- Levelers offer .5" to .75" adjustment for increased stability and leveling.

**HANDLES**

- Handles require a 128mm center point if custom styles are desired.
- Handle style must be specified at time of order.
- **A1** handle is standard, also offered in seven options below:



**A1**  
Arc - Sierra



**A3**  
Arc - Matte Chrome



**B1**  
Bow - Matte Chrome



**CM1**  
Contemporary Metal Pull -  
Matte Chrome



**CM2**  
Contemporary Metal Pull -  
Matte Black



**TM1**  
Transitional Metal Pull -  
Brushed Nickel



**TM2**  
Transitional Metal Pull -  
Matte Black



**RPH1** (add \$67/handle)  
Recessed - Silver

- Handles can be ordered separately (except for recessed handle). **Add \$35**. Please specify:

**(GC-A1):** Arc - Sierra

**(GC-B1):** Bow - Matte Chrome

**(GC-CM1):** Contemporary Metal Pull - Matte Chrome

**(GC-CM2):** Contemporary Metal Pull - Matte Black

**(GC-TM1):** Transitional Metal Pull - Brushed Nickel

**(GC-TM2):** Transitional Metal Pull - Matte Black

- Recessed handle **(RPH1)** must be specified at time of order. **Add \$67** /handle.
- For additional finish options, please contact your Global sales representative.
- To view handle finish options, visit [globalfurnituregroup.com](http://globalfurnituregroup.com) and go to the Sonoma finishes section.

**LAMINATE FINISHES - TOP AND CHASSIS**

- All laminate finishes are available with coordinating 3mm PVC edge:
 

|                       |                          |
|-----------------------|--------------------------|
| Absolute Acajou (ACJ) | First Class (FCL)        |
| Asian Night (ASN)     | Noce Biondo (NBL)        |
| Avant Cherry (AWC)    | Noce Grigio (NGL)        |
| Avant Honey (AWH)     | Noce Leggero (NEL)       |
| Black (BLK)           | Noce Medio (NML)         |
| Blizzard (BZD)        | Quartered Mahogany (QTM) |
| Brushed Cobalt (BRC)  | Sheer Beauty (SBY)       |
| Clear Maple (CMB)     | Stonedust (SDT)          |
| Custom Grey (CGY)     | Storm Grey (SOG)         |
| Dark Espresso (DES)   | Walnut Heights (WHE)     |
| Designer White (DWT)  | White Chocolate (WHC)    |
| Fashionista (FAS)     | Winter Cherry (WCR)      |

**THERMOFOIL FINISHES - TOP AND FRONT (INCLUDING BOTTOM FASCIA)**

- Thermofoil finishes are available on bedside cabinets only.
 

|                       |
|-----------------------|
| Absolute Acajou (ACJ) |
| Clear Maple (CMB)     |
| Custom Grey (CGY)     |
| Dark Espresso (DES)   |
| Designer White (DWT)  |
| Fashionista (FAS)     |
| First Class (FCL)     |
| Sheer Beauty (SBY)    |
| Storm Grey (SOG)      |
| White Chocolate (WHC) |

**SOLID SURFACE FINISHES - TOP ONLY**

- Available on bedside cabinets only. See models ending in "C1" or "C2".

**Grade 1 (C1)**

Designer White (SWH)

**Grade 2 (C2)**

Beige Tempest (SBT)

Hot Stone (SHS)


Northern Melange (SNM)

Black Onyx Mirage (SBX)


Frosty White Mirage (SFW)

Milk Glass Spectra (SMG)

- For detailed material information, please reference WilsonArt's Solid Surface collection.

**Standard** - laminate top, front and case**TH** - thermofoil top and front, laminate case**THSC** - thermofoil top with spill guard and front, laminate case**C1/C2** - solid surface top, laminate front and case**SPILL COLLECTOR**




- Spill collector (**SC**) is optional on the edge of bedside cabinets with Thermofoil finish only.

**CUSTOM**





- Global welcomes the opportunity to provide quotation on special requests for project business.




**SHIPPING**

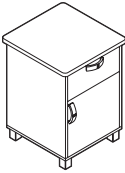
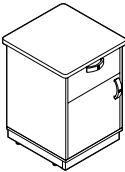
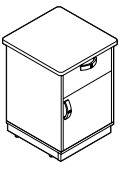
- All products are shipped partially assembled, one per carton, unless otherwise noted.

| BEDSIDE CABINETS  | MODEL#   | DIMENSIONS<br>D x W x H | FREIGHT CLASS | WT/LBS. | CUBIC FT. | LIST PRICE    |
|---|--|-------------------------|---------------|---------|-----------|---------------|
|  <p><b>Bedside Cabinet</b></p>   | GCEXBT01CN   | 22.14 x 21.38 x 30      | 92.5          | 96      | 8.5       | <b>\$1301</b> |
|   | GCEXBT01CNTH<br>w/Thermofoil top and front                   |                         |               |         |           | <b>\$1812</b> |
|   | GCEXBT01CNTHSC<br>w/Thermofoil top with spillguard and front |                         |               |         |           | <b>\$1812</b> |
|   | GCEXBT01CNC1<br>w/solid surface top (grade 1)                |                         |               |         |           | <b>\$2721</b> |
|   | GCEXBT01CNC2<br>w/solid surface top (grade 2)                |                         |               |         |           | <b>\$2959</b> |
| <p>Three drawers on four casters. Standard with no lock. Shipped assembled, 1 per carton.</p> <ul style="list-style-type: none"> <li>For lock on top drawer, specify <b>(LK)</b>. Add <b>\$71</b> list upcharge. Specify random key <b>(RK)</b> or key number 101-120.</li> </ul> |  |                         |               |         |           |               |
|  <p><b>Bedside Cabinet</b></p>  | GCEXBT01LN   | 22.14 x 21.38 x 30      | 92.5          | 96      | 8.5       | <b>\$1385</b> |
|   | GCEXBT01LNTH<br>w/Thermofoil top and front                   |                         |               |         |           | <b>\$1942</b> |
|   | GCEXBT01LNTHSC<br>w/Thermofoil top with spillguard and front |                         |               |         |           | <b>\$1942</b> |
|   | GCEXBT01LNC1<br>w/solid surface top (grade 1)                |                         |               |         |           | <b>\$2804</b> |
|   | GCEXBT01LNC2<br>w/solid surface top (grade 2)                |                         |               |         |           | <b>\$3042</b> |
| <p>Three drawers with metal legs. Standard with no lock. Shipped assembled, 1 per carton.</p> <ul style="list-style-type: none"> <li>For lock on top drawer, specify <b>(LK)</b>. Add <b>\$71</b> list upcharge. Specify random key <b>(RK)</b> or key number 101-120.</li> </ul> |  |                         |               |         |           |               |
|  <p><b>Bedside Cabinet</b></p>   | GCEXBT01PN   | 22.14 x 21.38 x 30      | 92.5          | 96      | 8.5       | <b>\$1436</b> |
|   | GCEXBT01PNTH<br>w/Thermofoil top and front                   |                         |               |         |           | <b>\$1953</b> |
|   | GCEXBT01PNTHSC<br>w/Thermofoil top with spillguard and front |                         |               |         |           | <b>\$1953</b> |
|   | GCEXBT01PNC1<br>w/solid surface top (grade 1)                |                         |               |         |           | <b>\$2855</b> |
|   | GCEXBT01PNC2<br>w/solid surface top (grade 2)                |                         |               |         |           | <b>\$3095</b> |
| <p>Three drawers on plinth base. Standard with no lock. Shipped assembled, 1 per carton.</p> <ul style="list-style-type: none"> <li>For lock on top drawer, specify <b>(LK)</b>. Add <b>\$71</b> list upcharge. Specify random key <b>(RK)</b> or key number 101-120.</li> </ul>  |  |                         |               |         |           |               |



| BEDSIDE CABINETS   | MODEL#   | DIMENSIONS         | FREIGHT CLASS | WT/LBS. | CUBIC FT. | LIST PRICE    |
|--|--|--------------------|---------------|---------|-----------|---------------|
|    | D x W x H  |                    |               |         |           |               |
|  | GCEXBT04CN   | 22.14 x 21.38 x 30 | 92.5          | 94      | 8.5       | <b>\$1249</b> |
|  | GCEXBT04CNTH<br>w/Thermofoil top and front   |                    |               |         |           | <b>\$1697</b> |
|  | GCEXBT04CNTHSC<br>w/Thermofoil top with spillguard and front   |                    |               |         |           | <b>\$1697</b> |
|  | GCEXBT04CNC1<br>w/solid surface top (grade 1)  |                    |               |         |           | <b>\$2667</b> |
|   | GCEXBT04CNC2<br>w/solid surface top (grade 2)  |                    |               |         |           | <b>\$2908</b> |
|  | One open fixed shelf and two drawers, on four casters. Standard with no lock. Shipped assembled, 1 per carton.<br>• For lock on top drawer, specify <b>(LK)</b> . Add <b>\$89</b> list upcharge. Specify random key <b>(RK)</b> or key number 101-120. |                    |               |         |           |               |
|  | GCEXBT04LN   | 22.14 x 21.38 x 30 | 92.5          | 94      | 8.5       | <b>\$1332</b> |
|  | GCEXBT04LNTH<br>w/Thermofoil top and front   |                    |               |         |           | <b>\$1833</b> |
|  | GCEXBT04LNTHSC<br>w/Thermofoil top with spillguard and front   |                    |               |         |           | <b>\$1833</b> |
|  | GCEXBT04LNC1<br>w/solid surface top (grade 1)  |                    |               |         |           | <b>\$2750</b> |
|  | GCEXBT04LNC2<br>w/solid surface top (grade 2)  |                    |               |         |           | <b>\$2991</b> |
|  | One open fixed shelf and two drawers, with metal legs. Standard with no lock. Shipped assembled, 1 per carton.<br>• For lock on top drawer, specify <b>(LK)</b> . Add <b>\$89</b> list upcharge. Specify random key <b>(RK)</b> or key number 101-120. |                    |               |         |           |               |
|  | GCEXBT04PN   | 22.14 x 21.38 x 30 | 92.5          | 94      | 8.5       | <b>\$1368</b> |
|  | GCEXBT04PNTH<br>w/Thermofoil top and front   |                    |               |         |           | <b>\$1823</b> |
|  | GCEXBT04PNTHSC<br>w/Thermofoil top with spillguard and front   |                    |               |         |           | <b>\$1823</b> |
|  | GCEXBT04PNC1<br>w/solid surface top (grade 1)  |                    |               |         |           | <b>\$2788</b> |
|  | GCEXBT04PNC2<br>w/solid surface top (grade 2)  |                    |               |         |           | <b>\$3027</b> |
|  | One open fixed shelf and two drawers, on plinth base. Standard with no lock. Shipped assembled, 1 per carton.<br>• For lock on top drawer, specify <b>(LK)</b> . Add <b>\$89</b> list upcharge. Specify random key <b>(RK)</b> or key number 101-120.  |                    |               |         |           |               |
|  |  |                    |               |         |           |               |


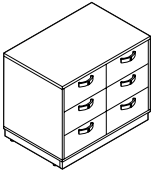

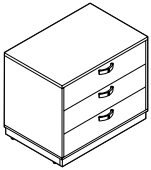


| BEDSIDE CABINETS   | MODEL#  | DIMENSIONS<br>D x W x H | FREIGHT CLASS | WT/LBS. | CUBIC FT. | LIST PRICE    |
|--|---|-------------------------|---------------|---------|-----------|---------------|
|  <p><b>Bedside Cabinet</b></p>  | GCEXBT06CLN   | 22.14 x 21.38 x 30      | 92.5          | 92      | 8.5       | <b>\$1186</b> |
|  | GCEXBT06CLNTH<br>w/Thermofoil top and front                   |                         |               |         |           | <b>\$1744</b> |
|  | GCEXBT06CLNTHSC<br>w/Thermofoil top with spillguard and front |                         |               |         |           | <b>\$1744</b> |
|  | GCEXBT06CLNC1<br>w/solid surface top (grade 1)                |                         |               |         |           | <b>\$2605</b> |
|  | GCEXBT06CLNC2<br>w/solid surface top (grade 2)                |                         |               |         |           | <b>\$2845</b> |
| <p>Top position drawer, one <b>left</b> opening door (hinges on left) with 3 position adjustable shelf behind door, on four casters. Standard with no locks. Shipped assembled, 1 per carton.</p> <ul style="list-style-type: none"> <li>• For lock on drawer, specify <b>(LK)</b>. Add <b>\$71</b> list upcharge.</li> <li>• For lock on door, specify <b>(L3)</b>. Add <b>\$71</b> list upcharge.</li> <li>• For locks on drawer and door, specify <b>(L5)</b>. Add <b>\$141</b> list upcharge.</li> <li>• Specify random key <b>(RK)</b> or key number 101-120.</li> </ul>  |   |                         |               |         |           |               |
|  <p><b>Bedside Cabinet</b></p>   | GCEXBT06CRN   | 22.14 x 21.38 x 30      | 92.5          | 92      | 8.5       | <b>\$1186</b> |
|  | GCEXBT06CRNTH<br>w/Thermofoil top and front                   |                         |               |         |           | <b>\$1744</b> |
|  | GCEXBT06CRNTHSC<br>w/Thermofoil top with spillguard and front |                         |               |         |           | <b>\$1744</b> |
|  | GCEXBT06CRNC1<br>w/solid surface top (grade 1)                |                         |               |         |           | <b>\$2605</b> |
|  | GCEXBT06CRNC2<br>w/solid surface top (grade 2)                |                         |               |         |           | <b>\$2845</b> |
| <p>Top position drawer, one <b>right</b> opening door (hinges on right) with 3 position adjustable shelf behind door, on four casters. Standard with no locks. Shipped assembled, 1 per carton</p> <ul style="list-style-type: none"> <li>• For lock on drawer, specify <b>(LK)</b>. Add <b>\$71</b> list upcharge.</li> <li>• For lock on door, specify <b>(L4)</b>. Add <b>\$71</b> list upcharge.</li> <li>• For locks on drawer and door, specify <b>(L6)</b>. Add <b>\$141</b> list upcharge.</li> <li>• Specify random key <b>(RK)</b> or key number 101-120.</li> </ul> |   |                         |               |         |           |               |
|  <p><b>Bedside Cabinet</b></p>  | GCEXBT06LLN   | 22.14 x 21.38 x 30      | 92.5          | 92      | 8.5       | <b>\$1264</b> |
|  | GCEXBT06LLNTH<br>w/Thermofoil top and front                   |                         |               |         |           | <b>\$1863</b> |
|  | GCEXBT06LLNTHSC<br>w/Thermofoil top with spillguard and front |                         |               |         |           | <b>\$1863</b> |
|  | GCEXBT06LLNC1<br>w/solid surface top (grade 1)                |                         |               |         |           | <b>\$2682</b> |
|  | GCEXBT06LLNC2<br>w/solid surface top (grade 2)                |                         |               |         |           | <b>\$2923</b> |
| <p>Top position drawer, one <b>left</b> opening door (hinges on left) with 3 position adjustable shelf behind door, with metal legs. Standard with no locks. Shipped assembled, 1 per carton.</p> <ul style="list-style-type: none"> <li>• For lock on drawer, specify <b>(LK)</b>. Add <b>\$71</b> list upcharge.</li> <li>• For lock on door, specify <b>(L3)</b>. Add <b>\$71</b> list upcharge.</li> <li>• For locks on drawer and door, specify <b>(L5)</b>. Add <b>\$141</b> list upcharge.</li> <li>• Specify random key <b>(RK)</b> or key number 101-120.</li> </ul>  |   |                         |               |         |           |               |

| BEDSIDE CABINETS  | MODEL#  | DIMENSIONS<br>D x W x H | FREIGHT CLASS | WT/LBS. | CUBIC FT. | LIST PRICE |
|---|---|-------------------------|---------------|---------|-----------|------------|
|   | GCExBT06LRN   | 22.14 x 21.38 x 30      | 92.5          | 92      | 8.5       | \$1264     |
|   | GCExBT06LRNTH<br>w/Thermofoil top and front                   |                         |               |         |           | \$1863     |
|   | GCExBT06LRNTHSC<br>w/Thermofoil top with spillguard and front |                         |               |         |           | \$1863     |
|   | GCExBT06LRNC1<br>w/solid surface top (grade 1)                |                         |               |         |           | \$2682     |
|   | GCExBT06LRNC2<br>w/solid surface top (grade 2)                |                         |               |         |           | \$2923     |
| <p>Top position drawer, one <b>right</b> opening door (hinges on right) with 3 position adjustable shelf behind door, with metal legs. Standard with no locks. Shipped assembled, 1 per carton.</p> <ul style="list-style-type: none"> <li>• For lock on drawer, specify (<b>LK</b>). Add <b>\$71</b> list upcharge.</li> <li>• For lock on door, specify (<b>L4</b>). Add <b>\$71</b> list upcharge.</li> <li>• For locks on drawer and door, specify (<b>L6</b>). Add <b>\$141</b> list upcharge.</li> <li>• Specify random key (<b>RK</b>) or key number 101-120.</li> </ul> |   |                         |               |         |           |            |
|    | GCExBT06PLN   | 22.14 x 21.38 x 30      | 92.5          | 92      | 8.5       | \$1264     |
|   | GCExBT06PLNTH<br>w/Thermofoil top and front                   |                         |               |         |           | \$1863     |
|   | GCExBT06PLNTHSC<br>w/Thermofoil top with spillguard and front |                         |               |         |           | \$1863     |
|   | GCExBT06PLNC1<br>w/solid surface top (grade 1)                |                         |               |         |           | \$2682     |
|   | GCExBT06PLNC2<br>w/solid surface top (grade 2)                |                         |               |         |           | \$2923     |
| <p>Top position drawer, one <b>left</b> opening door (hinges on left) with 3 position adjustable shelf behind door, on plinth base. Standard with no locks. Shipped assembled, 1 per carton.</p> <ul style="list-style-type: none"> <li>• For lock on drawer, specify (<b>LK</b>). Add <b>\$71</b> list upcharge.</li> <li>• For lock on door, specify (<b>L3</b>). Add <b>\$71</b> list upcharge.</li> <li>• For locks on drawer and door, specify (<b>L5</b>). Add <b>\$141</b> list upcharge.</li> <li>• Specify random key (<b>RK</b>) or key number 101-120.</li> </ul>    |   |                         |               |         |           |            |
|   | GCExBT06PRN   | 22.14 x 21.38 x 30      | 92.5          | 92      | 8.5       | \$1264     |
|   | GCExBT06PRNTH<br>w/Thermofoil top and front                   |                         |               |         |           | \$1863     |
|   | GCExBT06PRNTHSC<br>w/Thermofoil top with spillguard and front |                         |               |         |           | \$1863     |
|   | GCExBT06PRNC1<br>w/solid surface top (grade 1)                |                         |               |         |           | \$2682     |
|   | GCExBT06PRNC2<br>w/solid surface top (grade 2)                |                         |               |         |           | \$2923     |
| <p>Top position drawer, one <b>right</b> opening door (hinges on right) with 3 position adjustable shelf behind door, on plinth base. Standard with no locks. Shipped assembled, 1 per carton.</p> <ul style="list-style-type: none"> <li>• For lock on drawer, specify (<b>LK</b>). Add <b>\$71</b> list upcharge.</li> <li>• For lock on door, specify (<b>L4</b>). Add <b>\$71</b> list upcharge.</li> <li>• For locks on drawer and door, specify (<b>L6</b>). Add <b>\$141</b> list upcharge.</li> <li>• Specify random key (<b>RK</b>) or key number 101-120.</li> </ul>  |   |                         |               |         |           |            |

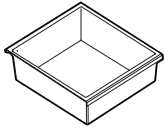
Bedside Cabinet

Bedside Cabinet

Bedside Cabinet

| DRESSERS   | MODEL#   | DIMENSIONS<br>D x W x H | FREIGHT CLASS | WT/LBS. | CUBIC FT. | LIST PRICE    |
|--|--|-------------------------|---------------|---------|-----------|---------------|
|  <p><b>Double Dresser</b></p>     | GCEXDD01LN   | 24.13 x 36.19 x 30      | 92.5          | 180     | 18        | <b>\$2328</b> |
|  | <p>Three drawers on each side, on metal legs. Standard with no locks. Shipped assembled, 1 per carton.</p> <ul style="list-style-type: none"> <li>• For lock on top right drawer, specify <b>(LR)</b>. Add <b>\$71</b> list upcharge.</li> <li>• For lock on top left drawer, specify <b>(LL)</b>. Add <b>\$71</b> list upcharge.</li> <li>• For lock on top right and left drawers, specify <b>(L8)</b>. Add <b>\$141</b> list upcharge.</li> <li>• Specify random key <b>(RK)</b> or key number 101-120.</li> </ul>  |                         |               |         |           |               |
|  <p><b>Double Dresser</b></p>     | GCEXDD01PN   | 24.13 x 36.19 x 30      | 92.5          | 180     | 18        | <b>\$2406</b> |
|  | <p>Three drawers on each side, on plinth base. Standard with no locks. Shipped assembled, 1 per carton.</p> <ul style="list-style-type: none"> <li>• For lock on top right drawer, specify <b>(LR)</b>. Add <b>\$71</b> list upcharge.</li> <li>• For lock on top left drawer, specify <b>(LL)</b>. Add <b>\$71</b> list upcharge.</li> <li>• For lock on top right and left drawers, specify <b>(L8)</b>. Add <b>\$141</b> list upcharge.</li> <li>• Specify random key <b>(RK)</b> or key number 101-120.</li> </ul> |                         |               |         |           |               |
|  <p><b>3 Drawer Dresser</b></p>   | GCEXDR02LN   | 24.13 x 35.63 x 30      | 100           | 142     | 17        | <b>\$1921</b> |
|  | <p>Three drawers on metal legs. Standard with no lock. Shipped assembled, 1 per carton.</p> <ul style="list-style-type: none"> <li>• For lock on top drawer, specify <b>(LK)</b>. Add <b>\$71</b> list upcharge.</li> </ul>  |                         |               |         |           |               |
|  <p><b>3 Drawer Dresser</b></p> | GCEXDR02PN   | 24.13 x 35.63 x 30      | 100           | 142     | 17        | <b>\$2000</b> |
|  | <p>Three drawers on plinth base. Standard with no lock. Shipped assembled, 1 per carton.</p> <ul style="list-style-type: none"> <li>• For lock on top drawer, specify <b>(LK)</b>. Add <b>\$71</b> list upcharge.</li> </ul>   |                         |               |         |           |               |
|  <p><b>4 Drawer Dresser</b></p> | GCEXDR07LN   | 24.13 x 35.63 x 38.5    | 125           | 153     | 22        | <b>\$2214</b> |
|  | <p>Four drawers on metal legs. Standard with no lock. Shipped assembled, 1 per carton.</p> <ul style="list-style-type: none"> <li>• For lock on top drawer, specify <b>(LK)</b>. Add <b>\$71</b> list upcharge.</li> </ul>   |                         |               |         |           |               |
|  <p><b>4 Drawer Dresser</b></p> | GCEXDR07PN   | 24.13 x 35.63 x 38.5    | 125           | 153     | 22        | <b>\$2318</b> |
|  | <p>Four drawers on plinth base. Standard with no lock. Shipped assembled, 1 per carton.</p> <ul style="list-style-type: none"> <li>• For lock on top drawer, specify <b>LK</b>. Add <b>\$71</b> list upcharge.</li> </ul>  |                         |               |         |           |               |

## BEDSIDE DRAWER LINER



Bedside Drawer Liner

## MODEL#

## DIMENSIONS

## FREIGHT CLASS

## WT/LBS.

## CUBIC FT.

## LIST PRICE

## D x W x H

GCEXLLP01

15.5 x 16.5 x 4.5

250

3.5

1

**\$89**

High impact polystyrene insert liner for bedside cabinet 6" drawers. Can be removed for ease of room transfer and cleaning. Shipped assembled, 1 per carton.

## WARDROBE CABINETS

## MODEL#

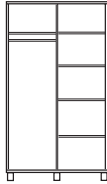
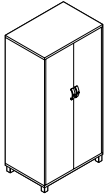
## DIMENSIONS

## FREIGHT CLASS

## WT/LBS.

## CUBIC FT.

## LIST PRICE



Wardrobe Cabinet

GCEXWD03LN

24.13 x 35.63 x 72

125

305

43

**\$2725**

Inside dimensions:

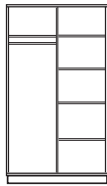
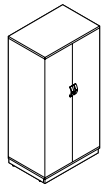
• Left side top shelf: 12.85"

• Left side clothing rail area: 53.2"

• Right side with adjustable shelves area: 66.59"

Divided wardrobe with J-style safety clothing rail and shelves, on 5 metal legs. Two doors covering interior divided in two with an upper fixed shelf and J-style safety clothing rail on the left side. The right side has four adjustable shelves. For safety, anti-tip hardware is recommended. Anti-tip security kits are available separately; order product code GCAT400 and quantity required. Standard with no lock. Shipped assembled, 1 per carton.

• For one lock fastening both doors, specify **(LB)**. Add **\$71** list upcharge. Specify random key **(RK)** or key number 101-120.



Wardrobe Cabinet

GCEXWD03PN

24.13 x 35.63 x 72

125

305

43

**\$2830**

Inside dimensions:

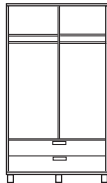
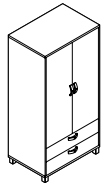
• Left side top shelf: 12.85"

• Left side clothing rail area: 53.2"

• Right side with adjustable shelves area: 66.59"

Divided wardrobe with J-style safety clothing rail and shelves, on plinth base. Two doors covering interior divided in two with an upper fixed shelf and J-style safety clothing rail on the left side. The right side has four adjustable shelves. For safety, anti-tip hardware is recommended. Anti-tip security kits are available separately; order product code GCAT400 and quantity required. Standard with no lock. Shipped assembled, 1 per carton.

• For one lock fastening both doors, specify **(LB)**. Add **\$71** list upcharge. Specify random key **(RK)** or key number 101-120.



Wardrobe Cabinet

GCEXWD04LN

24.13 x 35.63 x 72

125

316

43

**\$3361**

Inside dimensions:

• Left side top shelf: 7"

• Right side top shelf: 7"

• Top drawer: 8.25"

• Left side clothing rail area: 42"

• Right side clothing rail area: 42"

• Lower drawer: 8.25"

Divided wardrobe with J-style safety clothing rail and two full drawers below, on 5 metal legs. Two doors covering interior divided in two with an upper fixed shelf and J-style safety clothing rail on both sides. Two exposed drawers below. For safety, anti-tip hardware is recommended. Anti-tip security kits are available separately; order product code GCAT400 and quantity required. Standard with no locks. Shipped assembled, 1 per carton.

• For lock on right door, specify **(L4)**. Add **\$141** list upcharge.

• For lock on left door, specify **(L3)**. Add **\$71** list upcharge.

• For lock on both right and left doors, specify **(L2)**. Add **\$141** list upcharge.

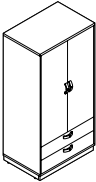
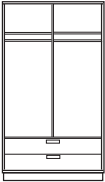
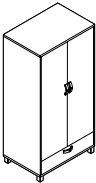
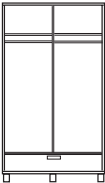
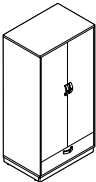
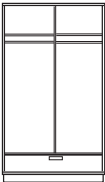
• For lock on top drawer, specify **(LK)**. Add **\$71** list upcharge.

• For lock on right door and top drawer, specify **(L6)**. Add **\$141** list upcharge.

• For lock on left door and top drawer, specify **(L5)**. Add **\$141** list upcharge.


• For lock on right door, left door and top drawer, specify **(L9)**. Add **\$211** list upcharge.

• Specify random key **(RK)** or key number 101-120.


| WARDROBE CABINETS   |   | MODEL#  | DIMENSIONS<br>D x W x H | FREIGHT CLASS | WT/LBS. | CUBIC FT. | LIST PRICE    |
|---|---|---|-------------------------|---------------|---------|-----------|---------------|
|    |    | GCEXWD04PN  | 24.13 x 35.63 x 72      | 125           | 316     | 43        | <b>\$3465</b> |
|   |   | <p>Inside dimensions:</p> <ul style="list-style-type: none"> <li>• Left side top shelf: 7"</li> <li>• Left side clothing rail area: 42"</li> <li>• Right side top shelf: 7"</li> <li>• Right side clothing rail area: 42"</li> <li>• Top drawer: 8.25"</li> <li>• Lower drawer: 8.25"</li> </ul> <p>Divided wardrobe with J-style safety clothing rail and two full drawers below, on plinth base. Two doors covering interior divided in two with an upper fixed shelf and J-style safety clothing rail on both sides. Two exposed drawers below. For safety, anti-tip hardware is recommended. Anti-tip security kits are available separately; order product code GCAT400 and quantity required. Standard with no locks. Shipped assembled, 1 per carton.</p> <ul style="list-style-type: none"> <li>• For lock on right door, specify <b>(L4)</b>. Add <b>\$141</b> list upcharge.</li> <li>• For lock on left door, specify <b>(L3)</b>. Add <b>\$71</b> list upcharge.</li> <li>• For lock on both right and left doors, specify <b>(L2)</b>. Add <b>\$141</b> list upcharge.</li> <li>• For lock on top drawer, specify <b>(LK)</b>. Add <b>\$71</b> list upcharge.</li> <li>• For lock on right door and top drawer, specify <b>(L6)</b>. Add <b>\$141</b> list upcharge.</li> <li>• For lock on left door and top drawer, specify <b>(L5)</b>. Add <b>\$141</b> list upcharge.</li> <li>• For lock on right door, left door and top drawer, specify <b>(L9)</b>. Add <b>\$211</b> list upcharge.</li> <li>• Specify random key <b>(RK)</b> or key number 101-120.</li> </ul> |                         |               |         |           |               |
|    |    | GCEXWD05LN  | 24.13 x 35.63 x 72      | 125           | 305     | 43        | <b>\$3324</b> |
|   |   | <p>Inside dimensions:</p> <ul style="list-style-type: none"> <li>• Left side top shelf: 7"</li> <li>• Left side clothing rail area: 42"</li> <li>• Right side top shelf: 7"</li> <li>• Right side clothing rail area: 42"</li> <li>• Top drawer: 8.25"</li> <li>• Lower drawer: 8.25"</li> </ul> <p>Divided wardrobe with J-style safety clothing rail and two full drawers below, on 5 metal legs. Two doors covering interior divided in two with an upper fixed shelf and J-style safety clothing rail on both sides. Two exposed drawers below. For safety, anti-tip hardware is recommended. Anti-tip security kits are available separately; order product code GCAT400 and quantity required. Standard with no locks. Shipped assembled, 1 per carton.</p> <ul style="list-style-type: none"> <li>• For lock on right door, specify <b>(L4)</b>. Add <b>\$141</b> list upcharge.</li> <li>• For lock on left door, specify <b>(L3)</b>. Add <b>\$71</b> list upcharge.</li> <li>• For lock on both right and left doors, specify <b>(L2)</b>. Add <b>\$141</b> list upcharge.</li> <li>• For lock on drawer, specify <b>(LK)</b>. Add <b>\$71</b> list upcharge.</li> <li>• For lock on right door and drawer, specify <b>(L6)</b>. Add <b>\$141</b> list upcharge.</li> <li>• For lock on left door and drawer, specify <b>(L5)</b>. Add <b>\$141</b> list upcharge.</li> <li>• For locks on right door, left door and drawer, specify <b>(L9)</b>. Add <b>\$211</b> list upcharge.</li> <li>• Specify random key <b>(RK)</b> or key number 101-120.</li> </ul>               |                         |               |         |           |               |
|  |  | GCEXWD05PN  | 24.13 x 35.63 x 72      | 125           | 305     | 43        | <b>\$3351</b> |
|   |   | <p>Inside dimensions:</p> <ul style="list-style-type: none"> <li>• Left side top shelf: 7"</li> <li>• Left side clothing rail area: 42"</li> <li>• Right side top shelf: 7"</li> <li>• Right side clothing rail area: 42"</li> <li>• Top drawer: 8.25"</li> <li>• Lower drawer: 8.25"</li> </ul> <p>Divided wardrobe with J-style safety clothing rail and two full drawers below, on plinth base. Two doors covering interior divided in two with an upper fixed shelf and J-style safety clothing rail on both sides. Two exposed drawers below. For safety, anti-tip hardware is recommended. Anti-tip security kits are available separately; order product code GCAT400 and quantity required. Standard with no locks. Shipped assembled, 1 per carton.</p> <ul style="list-style-type: none"> <li>• For lock on right door, specify <b>(L4)</b>. Add <b>\$141</b> list upcharge.</li> <li>• For lock on left door, specify <b>(L3)</b>. Add <b>\$71</b> list upcharge.</li> <li>• For lock on both right and left doors, specify <b>(L2)</b>. Add <b>\$141</b> list upcharge.</li> <li>• For lock on drawer, specify <b>(LK)</b>. Add <b>\$71</b> list upcharge.</li> <li>• For lock on right door and drawer, specify <b>(L6)</b>. Add <b>\$141</b> list upcharge.</li> <li>• For lock on left door and drawer, specify <b>(L5)</b>. Add <b>\$141</b> list upcharge.</li> <li>• For locks on right door, left door and drawer, specify <b>(L9)</b>. Add <b>\$211</b> list upcharge.</li> <li>• Specify random key <b>(RK)</b> or key number 101-120.</li> </ul>                |                         |               |         |           |               |




## NARROW WARDROBE CABINETS




Narrow Wardrobe Cabinet



Narrow Wardrobe Cabinet



Narrow Wardrobe Cabinet



Narrow Wardrobe Cabinet

## MODEL#

## DIMENSIONS

## FREIGHT CLASS

## WT/LBS.

## CUBIC FT.

## LIST PRICE

## D x W x H

GCEXWN02LLN

24.13 x 18.63 x 72

150

136

24

**\$2444**

Inside dimensions:

• Top shelf: 7"

• Clothing rail area: 42"

• Top drawer: 8.25"

• Lower drawer: 8.25"

Narrow wardrobe with J-style safety clothing rail and two drawers below, on four metal legs. One **left** door (hinges on left) covering upper fixed shelf and J-style safety clothing rail. Two exposed drawers below. For safety, anti-tip hardware is recommended. Anti-tip security kits are available separately; order product code GCAT400 and quantity required. Standard with no locks. Shipped assembled, 1 per carton.

- For lock on top drawer, specify **(LK)**. Add **\$89** list upcharge.
- For lock on door, specify **(L3)**. Add **\$71** list upcharge.
- For locks on door and top drawer, specify **(L5)**. Add **\$141** list upcharge.
- Specify random key **(RK)** or key number 101-120.

GCEXWN02LRN

24.13 x 18.63 x 72

150

136

24

**\$2444**

Inside dimensions:

• Top shelf: 7"

• Clothing rail area: 42"

• Top drawer: 8.25"

• Lower drawer: 8.25"

Narrow wardrobe with J-style safety clothing rail and two drawers below, on four metal legs. One **right** door (hinges on right) covering upper fixed shelf and J-style safety clothing rail. Two exposed drawers below. For safety, anti-tip hardware is recommended. Anti-tip security kits are available separately; order product code GCAT400 and quantity required. Standard with no locks. Shipped assembled, 1 per carton.

- For lock on top drawer, specify **(LK)**. Add **\$89** list upcharge.
- For lock on door, specify **(L4)**. Add **\$71** list upcharge.
- For locks on door and top drawer, specify **(L6)**. Add **\$141** list upcharge.
- Specify random key **(RK)** or key number 101-120.

GCEXWN02PLN

24.13 x 18.63 x 72

150

136

24

**\$2313**

Inside dimensions:

• Top shelf: 7"

• Clothing rail area: 42"

• Top drawer: 8.25"

• Lower drawer: 8.25"

Narrow wardrobe with J-style safety clothing rail and two drawers below, on plinth base. One **left** door (hinges on left) covering upper fixed shelf and J-style safety clothing rail. Two exposed drawers below. For safety, anti-tip hardware is recommended. Anti-tip security kits are available separately; order product code GCAT400 and quantity required. Standard with no locks. Shipped assembled, 1 per carton.

- For lock on top drawer, specify **(LK)**. Add **\$89** list upcharge.
- For lock on door, specify **(L3)**. Add **\$71** list upcharge.
- For locks on door and top drawer, specify **(L5)**. Add **\$141** list upcharge.
- Specify random key **(RK)** or key number 101-120.

GCEXWN02PRN

24.13 x 18.63 x 72

150

136

24

**\$2313**

Inside dimensions:

• Top shelf: 7"

• Clothing rail area: 42"

• Top drawer: 8.25"

• Lower drawer: 8.25"

Narrow wardrobe with J-style safety clothing rail and two drawers below, on plinth base. One **right** door (hinges on right) covering upper fixed shelf and J-style safety clothing rail. Two exposed drawers below. For safety, anti-tip hardware is recommended. Anti-tip security kits are available separately; order product code GCAT400 and quantity required. Standard with no locks. Shipped assembled, 1 per carton.

- For lock on top drawer, specify **(LK)**. Add **\$89** list upcharge.
- For lock on door, specify **(L4)**. Add **\$71** list upcharge.
- For locks on door and top drawer, specify **(L6)**. Add **\$141** list upcharge.
- Specify random key **(RK)** or key number 101-120.

| ACCESSORIES   | MODEL#  | DIMENSIONS      | FREIGHT CLASS | WT/LBS. | CUBIC FT. | LIST PRICE |
|---|---|-----------------|---------------|---------|-----------|------------|
| <br><b>Replacement Lock Set</b><br><br><br><b>Replacement Key</b> | AL00975COREK  | D x W x H<br>-- | -             | --      | --        | \$67       |
|   | Replacement core and key.   |                 |               |         |           |            |
|   | AL00975KEY  | --              | -             | --      | --        | \$27       |
|   | Replacement key for bedside cabinets, dressers and wardrobes. Specify key number __-__  |                 |               |         |           |            |
|   | For Aldon accessories, please refer to the models listed under Sonoma:  |                 |               |         |           |            |
|   | <ul style="list-style-type: none"><li>• Safety garment hook: page 31</li><li>• Headboards/footboards: page 32</li><li>• Wardrobe mirror (for door 11"W x 29"H): page 32</li></ul> |                 |               |         |           |            |



Sonoma offers superior construction detail in an extensive selection of furniture pieces to fit the personal storage requirements of various lifestyle environments including long-term care, retirement, senior living residences and hospitals.

Features distinctive aluminum extrusions on all leading corners allowing for a continuous connection of chassis panels from top to bottom providing enhanced performance and durability. The aluminum extrusions offer increased protection from the impact of mobile equipment and furniture used in demanding healthcare environments.

Products have ventilation and drainage features built into the unique design providing air circulation and drainage where required. Products are freestanding allowing access underneath for cleaning.

Features decorative fascia options for enhancing the decor of any environment with the additional benefit of providing a safety guard to prevent items from falling behind units.

Wardrobe cabinets offer a safety garment hook with a safety feature to support a maximum of 75 lbs. The J-style safety clothing rail ensures maximum wellbeing and peace of mind from accidents.

Multiple needs and requirements are met with the several styles and variety of interior configurations.

#### Features and benefits

- Tops for units 37.5" or lower are constructed with 1" high pressure laminate
- Tops for units above 37.5" in height and structural fixed shelves are constructed of 1" thermally fused laminate
- Chassis, back panels, drawer fronts, adjustable shelves, doors and fascia profiles are constructed of 0.75" thermally fused laminate
- 3mm polymer edge with top over side panel design
- Constructed with NAUF (no added urea formaldehyde) particle board
- Laminate finishes are available in a variety of colors
- Thermofoil finishes are available on bedside cabinets. See notes for order requirements.
- All chassis panels and tops can be replaced if damaged
- Drawers are mounted on high quality precision steel full extension ball bearing slides
- Locks are optional on the top drawer position of all units
- Aluminum extrusions, legs and plastic parts are available in twelve paint finishes.
- Casters are available on bedside units
- Handles are offered in multiple styles
- For environmental certifications, please visit [globalfurnituregroup.com](http://globalfurnituregroup.com)

## ACCESSORIES

- A complementary line of accessories is available to complete and enhance any room or setting.
- Bookcases offer the same superior construction utilizing aluminum extrusions on each corner and are available in several heights.

## TOPS

- Units of 37.5" or lower are constructed with 1" high pressure laminate with coordinating 3mm polymer edge.
- Units above 37.5" in height are constructed with 1" thermally fused laminate with coordinating 3mm polymer edge.
- Thermofoil finishes are available on bedside cabinets only. See page 20 for finishes.

## CHASSIS

- Constructed from 0.75" thermally fused laminate.
- Connected using aluminum extrusions allowing for a continuous connection top to bottom.
- Return on investment is enhanced through the ability to replace chassis panels or tops should they become damaged.

## BACK

- Back panels are constructed from 0.75" thermally fused laminate.

## DRAWERS

- Drawer fronts are constructed of ¾" thermally fused laminate with 3mm PVC edge.
- Thermofoil finishes are available on bedside cabinets only.
- Mounted on high quality precision steel full extension ball bearing slides.
- Drawer depth is determined by the individual product size:  
20"D cabinets feature 15.5" drawers.  
22"D products feature 17.25" drawers.
- Bottom drawer interior is fully wrapped in a White colored, durable vinyl covering. This vinyl wrap offers superior durability and performance in demanding environments.
- Soft close drawer is optional, specify **(SF)** at time of order. Add **\$54** per drawer.

## DRAWER INSERTS

- The optional bedside cabinet drawer liner insert and personal organizer tray sets are constructed of high impact styrene plastic in a neutral color (French Vanilla). See page 32 for purchase information.
- High impact styrene plastic liners have been specially designed to saddle the drawer edges for a perfect fit while eliminating gaps and potential traps.
- High impact styrene plastic insert liner and organizer tray set can be removed for ease of room transfer and cleaning.

## SHELVING

- Structural fixed shelves are constructed of 1" thermally fused laminate with coordinating self edge.
- Adjustable shelves are constructed of 0.75" thermally fused laminate with coordinating self edge.
- Shelf pins are offered for securing shelf with self-drilling screws to prevent accidental movement.

## DOORS

- Constructed of 0.75" thermally fused laminate with 3mm PVC edge.
- Mounted utilizing commercial quality hinges that provide a 170° opening span for easy access to personal belongings.

## LOCKS

- A lock is optional on the top drawer position of all units with drawers. Must be specified at time of order.
- Random keying will be provided as standard when locks are ordered.
- For key alike numbering sequence, please specify keys number 401-440.
- For specifying lock on top drawer, indicate **(LS)** (lock set) after model number. Add **\$71**.
- Electronic lock **(EL)** available on select models. Add **\$219**.

## ALUMINUM EXTRUSIONS/LEGS/PLASTIC PARTS

- Aluminum extrusions form the structural integrity of the product, ensuring a continuous solid connection for the unit chassis as well as providing leg support.
- The aluminum extrusion connection/leg is extended to allow clearance under each unit for access during cleaning.
- The aluminum extrusion connection/leg is standard with Charcoal color plastic glide and a non-marking leveler.
- Levelers offer 0.5" adjustment for increased stability and leveling.
- Standard powder coated paint finishes are Black **(BLK)**, Blizzard **(BZD)**, Charcoal **(CHR)**, Kalua **(TKA)**, Latte **(TLA)**, Mocha **(TMO)**, Nevada **(NEV)**, Sierra **(SCA)**, Silver **(SIL)**, Taupe **(TPE)**, Toast **(TOA)**. Finish must be specified at time of order.
- Tungsten **(TUN)** finish is available at a **10% upcharge**.
- Custom powder coated paint finishes are available. Please contact customer care for further details.

## CASTERS

- Available only on specific units.
- Products allowing use of casters are identified by the product code followed by a **(C)**.
- Casters must be specified at time of order.
- Casters cannot be retrofitted in the field.
- Casters are commercial quality, swivel dual wheel manual locking.
- When ordering two locking casters, the casters will be in the front of the unit for ease of access. Non-locking casters will be in the back.

## HANDLES

- Handles require a 128mm center point if custom styles are desired.
- Handle style must be specified at time of order.



**A1**  
Arc - Sierra



**B1**  
Bow - Matte Chrome



**CM1**  
Contemporary Metal Pull -  
Matte Chrome



**CM2**  
Contemporary Metal Pull -  
Matte Black



**TM1**  
Transitional Metal Pull -  
Brushed Nickel



**TM2**  
Transitional Metal Pull -  
Matte Black



**RPH1** (add **\$67**/handle)  
Recessed - Silver

- Handles can be ordered separately (except for recessed handle). Add **\$35**.  
Please specify:

**(GC-A1):** Arc - Sierra

**(GC-CM2):** Contemporary Metal Pull - Matte Black

**(GC-B1):** Bow - Matte Chrome

**(GC-TM1):** Transitional Metal Pull - Brushed Nickel

**(GC-CM1):** Contemporary Metal  
Pull - Matte Chrome

**(GC-TM2):** Transitional Metal Pull - Matte Black

- Recessed handle **(RPH1)** must be specified at time of order. Add **\$67**/handle.
- For additional finish options, please contact your Global sales representative.
- To view handle finish options, visit [globalfurnituregroup.com](http://globalfurnituregroup.com) and go to the Sonoma finishes section.

**OPTIONAL DECORATIVE TOP FASCIA FOR BEDSIDE CABINETS ONLY**

- Top fascia keeps items from falling off the back of the unit. The top fascia profile is installed on site.
- Top fascia is available only in laminate, in two styles Linear (**TPLN**) or Arc (**TPAR**). **Add \$79.**
- Fascia profiles are constructed of 0.75" thermally fused laminate, with all leading edges offering a coordinating self edge finish.
- Top fascia is not available with Thermofoil or Solid Surface finishes.
- Bottom fascia is always linear.
- Fascia style must be specified at time of order.

Arc (**TPAR**)Linear (**TPLN**)

- Custom designed fascia options are available. Please contact your Global sales representative.

**LAMINATE FINISHES - TOP AND CHASSIS**

- All laminate finishes are available with coordinating 3mm polymer edge:

|                       |                          |
|-----------------------|--------------------------|
| Absolute Acajou (ACJ) | First Class (FCL)        |
| Asian Night (ASN)     | Noce Biondo (NBL)        |
| Avant Cherry (AWC)    | Noce Grigio (NGL)        |
| Avant Honey (AWH)     | Noce Leggero (NEL)       |
| Black (BLK)           | Noce Medio (NML)         |
| Blizzard (BZD)        | Quartered Mahogany (QTM) |
| Brushed Cobalt (BRC)  | Sheer Beauty (SBY)       |
| Clear Maple (CMB)     | Stonedust (SDT)          |
| Custom Grey (CGY)     | Storm Grey (SOG)         |
| Dark Espresso (DES)   | Walnut Heights (WHE)     |
| Designer White (DWT)  | White Chocolate (WHC)    |
| Fashionista (FAS)     | Winter Cherry (WCR)      |

**THERMOFOIL FINISHES - TOP AND FRONT (INCLUDING BOTTOM FASCIA)**

- Thermofoil finishes are available on bedside cabinets only.

|                       |
|-----------------------|
| Absolute Acajou (ACJ) |
| Clear Maple (CMB)     |
| Custom Grey (CGY)     |
| Dark Espresso (DES)   |
| Designer White (DWT)  |
| Fashionista (FAS)     |
| First Class (FCL)     |
| Sheer Beauty (SBY)    |
| Storm Grey (SOG)      |
| White Chocolate (WHC) |

**SOLID SURFACE FINISHES - TOP ONLY**

- Solid surface finishes are available on bedside cabinets only. See models ending in "C1" or "C2".

**Grade 1 (C1)**

Designer White (SWH)

**Grade 2 (C2)**

Beige Tempest (SBT)





Black Onyx Mirage (SBX)

Hot Stone (SHS)

Frosty White Mirage (SFW)

Northern Melange (SNM)


Milk Glass Spectra (SMG)

**Standard** - laminate top, front and case**TH** - thermofoil top and front, laminate case**THSC** - thermofoil top with spill guard and front, laminate case**C1/C2** - solid surface top, laminate front and case

- For detailed material information, please reference WilsonArt's Solid Surface collection.

**SPILL COLLECTOR**

- Spill collector (**SC**) is optional on the edge of bedside cabinets with thermofoil finish only.

**CUSTOM**

- Global invites the opportunity to provide quotation on special requests for project business.




**SHIPPING**

- All products are shipped partially assembled, one per carton, unless otherwise noted.
- Fascia, shelves and accessories are to be installed on site.




## BEDSIDE CABINETS

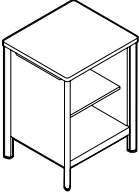
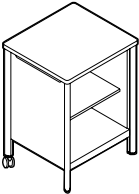
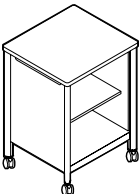
**Notes:** Please specify all substitutions and options.




- Bedside cabinets incorporate the unique aluminum extrusion connection/leg construction.
- The aluminum extrusion offers superior strength and durability from impact with mobile equipment and furniture used in the space.
- Ventilation openings have been strategically incorporated into each unit where needed.
- See Sonoma™ - Notes pages for details on tops, chassis, finish and detail selections.
- Must specify detail information at time of order. See Sonoma™ - Notes pages.
  1. Laminate finish
  2. Aluminum extrusion/leg paint finish
  3. Handle style and finish
- An optional key lock is available for top drawer position only and must be specified at time of order.
- To specify lock on top drawer, indicate **(LS)** (lock set) after model number. Add **\$71**.
- Casters are available as specified on models and cannot be retrofitted in the field.




| BEDSIDE CABINETS  | MODEL#                                     | DIMENSIONS       | FREIGHT CLASS | WT/LBS. | CUBIC FT. | LIST PRICE    |
|---|--|------------------|---------------|---------|-----------|---------------|
|    | <b>D x W x H</b>                           |                  |               |         |           |               |
|   | <b>No casters</b>                          |                  |               |         |           |               |
|   | GCSNBT01                                   | 20.5 x 22.5 x 30 | 100           | 97      | 11        | <b>\$1506</b> |
|   | GCSNBT01TH                                 |                  |               |         |           | <b>\$1798</b> |
|   | w/Thermofoil top and front                 |                  |               |         |           |               |
|   | GCSNBT01THSC                               |                  |               |         |           | <b>\$1798</b> |
|    | w/Thermofoil top with spillguard and front |                  |               |         |           |               |
|   | GCSNBT01C1                                 |                  |               |         |           | <b>\$2784</b> |
|   | w/solid surface top (grade 1)              |                  |               |         |           |               |
|   | GCSNBT01C2                                 |                  |               |         |           | <b>\$3004</b> |
|   | w/solid surface top (grade 2)              |                  |               |         |           |               |
|   | <b>Rear casters</b>                        |                  |               |         |           |               |
|    | GCSNBT01C                                  | 20.5 x 22.5 x 30 | 100           | 100     | 11        | <b>\$1506</b> |
|   | GCSNBT01CTH                                |                  |               |         |           | <b>\$1835</b> |
|   | w/Thermofoil top and front                 |                  |               |         |           |               |
|   | GCSNBT01CTHSC                              |                  |               |         |           | <b>\$1835</b> |
|   | w/Thermofoil top with spillguard and front |                  |               |         |           |               |
|   | GCSNBT01CC1                                |                  |               |         |           | <b>\$2829</b> |
| <b>Bedside Cabinet</b>  | w/solid surface top (grade 1)              |                  |               |         |           |               |
|   | GCSNBT01CC2                                |                  |               |         |           | <b>\$3049</b> |
|   | w/solid surface top (grade 2)              |                  |               |         |           |               |
|   | <b>Four casters</b>                        |                  |               |         |           |               |
|   | GCSNBT014C                                 | 20.5 x 22.5 x 30 | 100           | 100     | 11        | <b>\$1566</b> |
|   | GCSNBT014CTH                               |                  |               |         |           | <b>\$1851</b> |
|   | w/Thermofoil top and front                 |                  |               |         |           |               |
|   | GCSNBT014CTHSC                             |                  |               |         |           | <b>\$1851</b> |
|   | w/Thermofoil top with spillguard and front |                  |               |         |           |               |
|   | GCSNBT014CC1                               |                  |               |         |           | <b>\$2845</b> |
|   | w/solid surface top (grade 1)              |                  |               |         |           |               |
|   | GCSNBT014CC2                               |                  |               |         |           | <b>\$3063</b> |
|   | w/solid surface top (grade 2)              |                  |               |         |           |               |
| Three drawers. 1 per carton. <ul style="list-style-type: none"> <li>• Model GCSNBT01C has two manual locking swivel casters on back.</li> <li>• Model GCSNBT014C has four manual locking swivel casters.</li> </ul> |  |                  |               |         |           |               |






| BEDSIDE CABINETS   | MODEL#  | DIMENSIONS<br>D x W x H | FREIGHT CLASS | WT/LBS. | CUBIC FT. | LIST PRICE    |
|--|---|-------------------------|---------------|---------|-----------|---------------|
|    | <b>No casters</b>   |                         |               |         |           |               |
|  | GCSNBT01S   | 20.5 x 22.5 x 34        | 100           | 104     | 11        | <b>\$1980</b> |
|  | GCSNBT01STH   |                         |               |         |           | <b>\$2270</b> |
|  | w/Thermofoil top and front  |                         |               |         |           |               |
|  | GCSNBT01STHSC   |                         |               |         |           | <b>\$2270</b> |
|  | w/Thermofoil top with spillguard and front  |                         |               |         |           |               |
|    | GCSNBT01SC1   |                         |               |         |           | <b>\$3257</b> |
|  | w/solid surface top (grade 1)   |                         |               |         |           |               |
|  | GCSNBT01SC2   |                         |               |         |           | <b>\$3478</b> |
|  | w/solid surface top (grade 2)   |                         |               |         |           |               |
|  | <b>Rear casters</b>   |                         |               |         |           |               |
|  | GCSNBT01CS  | 20.5 x 22.5 x 34        | 100           | 107     | 11        | <b>\$2035</b> |
|  | GCSNBT01CSTH  |                         |               |         |           | <b>\$2285</b> |
|  | w/Thermofoil top and front  |                         |               |         |           |               |
|  | GCSNBT01CSTHSC  |                         |               |         |           | <b>\$2285</b> |
|  | w/Thermofoil top with spillguard and front  |                         |               |         |           |               |
|  | GCSNBT01CSC1  |                         |               |         |           | <b>\$3312</b> |
|  | w/solid surface top (grade 1)   |                         |               |         |           |               |
|  | GCSNBT01CSC2  |                         |               |         |           | <b>\$3532</b> |
|  | w/solid surface top (grade 2)   |                         |               |         |           |               |
|  | <b>Four casters</b>   |                         |               |         |           |               |
|  | GCSNBT014CS   | 20.5 x 22.5 x 34        | 100           | 108     | 11        | <b>\$2066</b> |
|  | GCSNBT014CSTH   |                         |               |         |           | <b>\$2308</b> |
|  | w/Thermofoil top and front  |                         |               |         |           |               |
|  | GCSNBT014CSTHSC   |                         |               |         |           | <b>\$2308</b> |
|  | w/Thermofoil top with spillguard and front  |                         |               |         |           |               |
|  | GCSNBT014CSC1   |                         |               |         |           | <b>\$3342</b> |
|  | w/solid surface top (grade 1)   |                         |               |         |           |               |
|  | GCSNBT014CSC2   |                         |               |         |           | <b>\$3561</b> |
|  | w/solid surface top (grade 2)   |                         |               |         |           |               |
| <b>Bedside Cabinet*</b>  | Three drawers and one pull-out shelf. 1 per carton.<br>• Model GCSNBT01CS has two manual locking swivel casters on back.<br>• Model GCSNBT014CS has four manual locking swivel casters. |                         |               |         |           |               |

| BEDSIDE CABINETS  | MODEL#   | DIMENSIONS<br>D x W x H | FREIGHT CLASS | WT/LBS. | CUBIC FT. | LIST PRICE |
|---|--|-------------------------|---------------|---------|-----------|------------|
|    | <b>No casters</b>  |                         |               |         |           |            |
|   | GCSNBT02   | 20.5 x 22.5 x 30        | 150           | 58      | 11        | \$884      |
|   | GCSNBT02TH<br>w/Thermofoil top and front                     |                         |               |         |           | \$1093     |
|   | GCSNBT02THSC<br>w/Thermofoil top with spillguard and front   |                         |               |         |           | \$1093     |
|   | GCSNBT02C1<br>w/solid surface top (grade 1)                  |                         |               |         |           | \$2161     |
|   | GCSNBT02C2<br>w/solid surface top (grade 2)                  |                         |               |         |           | \$2382     |
|    | <b>Rear casters</b>  |                         |               |         |           |            |
|   | GCSNBT02C  | 20.5 x 22.5 x 30        | 150           | 60      | 11        | \$914      |
|   | GCSNBT02CTH<br>w/Thermofoil top and front                    |                         |               |         |           | \$1102     |
|   | GCSNBT02CTHSC<br>w/Thermofoil top with spillguard and front  |                         |               |         |           | \$1102     |
|   | GCSNBT02CC1<br>w/solid surface top (grade 1)                 |                         |               |         |           | \$2191     |
|   | GCSNBT02CC2<br>w/solid surface top (grade 2)                 |                         |               |         |           | \$2412     |
|    | <b>Four casters</b>  |                         |               |         |           |            |
|   | GCSNBT024C   | 20.5 x 22.5 x 30        | 150           | 60      | 11        | \$941      |
|   | GCSNBT024CTH<br>w/Thermofoil top and front                   |                         |               |         |           | \$1117     |
|   | GCSNBT024CTHSC<br>w/Thermofoil top with spillguard and front |                         |               |         |           | \$1117     |
|   | GCSNBT024CC1<br>w/solid surface top (grade 1)                |                         |               |         |           | \$2219     |
|   | GCSNBT024CC2<br>w/solid surface top (grade 2)                |                         |               |         |           | \$2436     |
| <p><b>Bedside Cabinet</b></p> <p>One adjustable shelf. 1 per carton.</p> <ul style="list-style-type: none"> <li>Model GCSNBT02C has two manual locking swivel casters on back.</li> <li>Model GCSNBT024C has four manual locking swivel casters.</li> </ul> |  |                         |               |         |           |            |

| BEDSIDE CABINETS  | MODEL#   | DIMENSIONS<br>D x W x H | FREIGHT CLASS | WT/LBS. | CUBIC FT. | LIST PRICE    |
|---|--|-------------------------|---------------|---------|-----------|---------------|
|   | <b>No casters</b>  |                         |               |         |           |               |
|   | GCSNBT03   | 20.5 x 22.5 x 30        | 125           | 76      | 11        | <b>\$1274</b> |
|   | GCSNBT03TH<br>w/Thermofoil top and front   |                         |               |         |           | <b>\$1351</b> |
|   | GCSNBT03THSC<br>w/Thermofoil top with spillguard and front   |                         |               |         |           | <b>\$1351</b> |
|   | GCSNBT03C1<br>w/solid surface top (grade 1)  |                         |               |         |           | <b>\$2313</b> |
|   | GCSNBT03C2<br>w/solid surface top (grade 2)  |                         |               |         |           | <b>\$2533</b> |
|   | <b>Rear casters</b>  |                         |               |         |           |               |
|   | GCSNBT03C  | 20.5 x 22.5 x 30        | 125           | 78      | 11        | <b>\$1293</b> |
|   | GCSNBT03CTH<br>w/Thermofoil top and front  |                         |               |         |           | <b>\$1369</b> |
|   | GCSNBT03CTHSC<br>w/Thermofoil top with spillguard and front  |                         |               |         |           | <b>\$1369</b> |
|   | GCSNBT03CC1<br>w/solid surface top (grade 1)   |                         |               |         |           | <b>\$2332</b> |
|   | GCSNBT03CC2<br>w/solid surface top (grade 2)   |                         |               |         |           | <b>\$2556</b> |
|  | <b>Four casters</b>  |                         |               |         |           |               |
|   | GCSNBT034C   | 20.5 x 22.5 x 30        | 125           | 78      | 11        | <b>\$1318</b> |
|   | GCSNBT034CTH<br>w/Thermofoil top and front   |                         |               |         |           | <b>\$1392</b> |
|   | GCSNBT034CTHSC<br>w/Thermofoil top with spillguard and front   |                         |               |         |           | <b>\$1392</b> |
|   | GCSNBT034CC1<br>w/solid surface top (grade 1)  |                         |               |         |           | <b>\$2352</b> |
|   | GCSNBT034CC2<br>w/solid surface top (grade 2)  |                         |               |         |           | <b>\$2576</b> |
| <b>Bedside Cabinet</b>  | One drawer, one adjustable shelf. 1 per carton.  |                         |               |         |           |               |
|   | <ul style="list-style-type: none"> <li>Model GCSNBT03C has two manual locking swivel casters on back.</li> <li>Model GCSNBT034C has four manual locking swivel casters.</li> </ul> |                         |               |         |           |               |
|   |  |                         |               |         |           |               |

| BEDSIDE CABINETS   | MODEL#  | DIMENSIONS       | FREIGHT CLASS | WT/LBS. | CUBIC FT. | LIST PRICE |
|--|---|------------------|---------------|---------|-----------|------------|
|   | D x W x H   |                  |               |         |           |            |
|  | <b>No casters</b>   |                  |               |         |           |            |
|  | GCSNBT04  | 20.5 x 22.5 x 30 | 100           | 90      | 11        | \$1331     |
|  | GCSNBT04TH  |                  |               |         |           | \$1622     |
|  | w/Thermofoil top and front  |                  |               |         |           |            |
|  | GCSNBT04THSC  |                  |               |         |           | \$1622     |
|  | w/Thermofoil top with spillguard and front  |                  |               |         |           |            |
|  | GCSNBT04C1  |                  |               |         |           | \$2608     |
|  | w/solid surface top (grade 1)   |                  |               |         |           |            |
|  | GCSNBT04C2  |                  |               |         |           | \$2827     |
| w/solid surface top (grade 2)  |   |                  |               |         |           |            |
|   | <b>Rear casters</b>   |                  |               |         |           |            |
|  | GCSNBT04C   | 20.5 x 22.5 x 30 | 100           | 92      | 11        | \$1362     |
|  | GCSNBT04CTH   |                  |               |         |           | \$1641     |
|  | w/Thermofoil top and front  |                  |               |         |           |            |
|  | GCSNBT04CTHSC   |                  |               |         |           | \$1641     |
|  | w/Thermofoil top with spillguard and front  |                  |               |         |           |            |
|  | GCSNBT04CC1   |                  |               |         |           | \$2639     |
|  | w/solid surface top (grade 1)   |                  |               |         |           |            |
|  | GCSNBT04CC2   |                  |               |         |           | \$2856     |
|  | w/solid surface top (grade 2)   |                  |               |         |           |            |
|  | <b>Four casters</b>   |                  |               |         |           |            |
|  | GCSNBT044C  | 20.5 x 22.5 x 30 | 100           | 92      | 11        | \$1415     |
|  | GCSNBT044CTH  |                  |               |         |           | \$1660     |
|  | w/Thermofoil top and front  |                  |               |         |           |            |
|  | GCSNBT044CTHSC  |                  |               |         |           | \$1660     |
|  | w/Thermofoil top with spillguard and front  |                  |               |         |           |            |
|  | GCSNBT044CC1  |                  |               |         |           | \$2692     |
|  | w/solid surface top (grade 1)   |                  |               |         |           |            |
|  | GCSNBT044CC2  |                  |               |         |           | \$2911     |
|  | w/solid surface top (grade 2)   |                  |               |         |           |            |
| Bedside Cabinet  | One fixed shelf, two drawers. 1 per carton.   |                  |               |         |           |            |
|  | <ul style="list-style-type: none"><li>• Model GCSNBT04C has two manual locking swivel casters on back.</li><li>• Model GCSNBT044C has four manual locking swivel casters.</li></ul> |                  |               |         |           |            |

| BEDSIDE CABINETS   | MODEL#   | DIMENSIONS       | FREIGHT CLASS | WT/LBS. | CUBIC FT. | LIST PRICE |
|--|--|------------------|---------------|---------|-----------|------------|
|  |  | D x W x H        |               |         |           |            |
|    | <b>No casters</b>  |                  |               |         |           |            |
|  | GCSNBT06L  | 20.5 x 22.5 x 30 | 125           | 82      | 11        | \$1348     |
|  | GCSNBT06LTH  |                  |               |         |           | \$1832     |
|  | w/Thermofoil top and front   |                  |               |         |           |            |
|  | GCSNBT06LTHSC  |                  |               |         |           | \$1832     |
|  | w/Thermofoil top with spillguard and front   |                  |               |         |           |            |
|    | GCSNBT06LC1  |                  |               |         |           | \$2625     |
|  | w/solid surface top (grade 1)  |                  |               |         |           |            |
|  | GCSNBT06LC2  |                  |               |         |           | \$2845     |
|  | w/solid surface top (grade 2)  |                  |               |         |           |            |
|  | <b>Rear casters</b>  |                  |               |         |           |            |
|  | GCSNBT06CL   | 20.5 x 22.5 x 30 | 125           | 84      | 11        | \$1385     |
|  | GCSNBT06CLTH   |                  |               |         |           | \$1846     |
|  | w/Thermofoil top and front   |                  |               |         |           |            |
|  | GCSNBT06CLTHSC   |                  |               |         |           | \$1846     |
|  | w/Thermofoil top with spillguard and front   |                  |               |         |           |            |
|  | GCSNBT06CLC1   |                  |               |         |           | \$2662     |
|  | w/solid surface top (grade 1)  |                  |               |         |           |            |
|  | GCSNBT06CLC2   |                  |               |         |           | \$2881     |
|  | w/solid surface top (grade 2)  |                  |               |         |           |            |
|  | <b>Four casters</b>  |                  |               |         |           |            |
|  | GCSNBT06L4C  | 20.5 x 22.5 x 30 | 125           | 84      | 11        | \$1415     |
|  | GCSNBT06L4CTH  |                  |               |         |           | \$1860     |
|  | w/Thermofoil top and front   |                  |               |         |           |            |
|  | GCSNBT06L4CTHSC  |                  |               |         |           | \$1860     |
|  | w/Thermofoil top with spillguard and front   |                  |               |         |           |            |
|  | GCSNBT06L4CC1  |                  |               |         |           | \$2692     |
|  | w/solid surface top (grade 1)  |                  |               |         |           |            |
|  | GCSNBT06L4CC2  |                  |               |         |           | \$2912     |
|  | w/solid surface top (grade 2)  |                  |               |         |           |            |
| Bedside Cabinet  | Top position drawer, one <b>left</b> opening door with adjustable shelf. 1 per carton. |                  |               |         |           |            |
|  | • Model GCSNBT06CL has two manual locking swivel casters on back.                      |                  |               |         |           |            |
|  | • Model GCSNBT06L4C has four manual locking swivel casters.                            |                  |               |         |           |            |
|  |  |                  |               |         |           |            |

| BEDSIDE CABINETS | MODEL#   | DIMENSIONS       | FREIGHT CLASS | WT/LBS. | CUBIC FT. | LIST PRICE |
|------------------|--|------------------|---------------|---------|-----------|------------|
|                  |  | D x W x H        |               |         |           |            |
|                  | <b>No casters</b>  |                  |               |         |           |            |
|                  | GCSNBT06R  | 20.5 x 22.5 x 30 | 125           | 82      | 11        | \$1348     |
|                  | GCSNBT06LTH  |                  |               |         |           | \$1832     |
|                  | w/Thermofoil top and front   |                  |               |         |           |            |
|                  | GCSNBT06RTHSC  |                  |               |         |           | \$1832     |
|                  | w/Thermofoil top with spillguard and front   |                  |               |         |           |            |
|                  | GCSNBT06RC1  |                  |               |         |           | \$2625     |
|                  | w/solid surface top (grade 1)  |                  |               |         |           |            |
|                  | GCSNBT06RC2  |                  |               |         |           | \$2845     |
|                  | w/solid surface top (grade 2)  |                  |               |         |           |            |
|                  | <b>Rear casters</b>  |                  |               |         |           |            |
|                  | GCSNBT06CR   | 20.5 x 22.5 x 30 | 125           | 84      | 11        | \$1385     |
|                  | GCSNBT06CRTH   |                  |               |         |           | \$1846     |
|                  | w/Thermofoil top and front   |                  |               |         |           |            |
|                  | GCSNBT06CRTHSC   |                  |               |         |           | \$1846     |
|                  | w/Thermofoil top with spillguard and front   |                  |               |         |           |            |
|                  | GCSNBT06CRC1   |                  |               |         |           | \$2662     |
|                  | w/solid surface top (grade 1)  |                  |               |         |           |            |
|                  | GCSNBT06CRC2   |                  |               |         |           | \$2881     |
|                  | w/solid surface top (grade 2)  |                  |               |         |           |            |
|                  | <b>Four casters</b>  |                  |               |         |           |            |
|                  | GCSNBT06R4C  | 20.5 x 22.5 x 30 | 125           | 84      | 11        | \$1415     |
|                  | GCSNBT06R4CTH  |                  |               |         |           | \$1860     |
|                  | w/Thermofoil top and front   |                  |               |         |           |            |
|                  | GCSNBT06R4CTHSC  |                  |               |         |           | \$1860     |
|                  | w/Thermofoil top with spillguard and front   |                  |               |         |           |            |
|                  | GCSNBT06R4CC1  |                  |               |         |           | \$2692     |
|                  | w/solid surface top (grade 1)  |                  |               |         |           |            |
|                  | GCSNBT06R4CC2  |                  |               |         |           | \$2912     |
|                  | w/solid surface top (grade 2)  |                  |               |         |           |            |
|                  | <p>Top position drawer, one <b>left</b> opening door with adjustable shelf. 1 per carton.</p> <ul style="list-style-type: none"> <li>Model GCLBT06CRN has two manual locking swivel casters on back.</li> <li>Model GCLBT06R4CN has four manual locking swivel casters.</li> </ul> |                  |               |         |           |            |


Bedside Cabinet



| DRESSERS | MODEL# | DIMENSIONS | FREIGHT CLASS | WT/LBS. | CUBIC FT. | LIST PRICE |
|----------|--------|------------|---------------|---------|-----------|------------|
|----------|--------|------------|---------------|---------|-----------|------------|

D x W x H


- Notes:** Please specify all substitutions and options.
- Dresser units incorporate the unique aluminum extrusion connection/leg construction.
  - The aluminum extrusion offers superior strength and durability from impact with mobile equipment and furniture used in the space.
  - Ventilation openings have been strategically incorporated into each unit where needed.
  - See Sonoma™ - Notes pages for details on tops, chassis, finish and detail selections.
  - Must specify detail information at time of order. See Sonoma™ - Notes pages.
    1. Laminate finish
    2. Aluminum extrusion/leg paint finish
    3. Handle style and finish
  - An optional key lock is available for top drawer position only and must be specified at time of order.
  - To specify lock on top drawer, indicate **(LS)** (lock set) after model number. **Add \$71** list upcharge.



22.5" Deep Dresser

|          |                  |     |     |    |               |
|----------|------------------|-----|-----|----|---------------|
| GCSNDR02 | 22.5 x 34.5 x 30 | 125 | 141 | 20 | <b>\$1932</b> |
|----------|------------------|-----|-----|----|---------------|

Three drawers. Shipped partially assembled, 1 per carton.



22.5" Deep Dresser

|          |                    |     |     |    |               |
|----------|--------------------|-----|-----|----|---------------|
| GCSNDR04 | 22.5 x 34.5 x 37.5 | 125 | 173 | 24 | <b>\$2527</b> |
|----------|--------------------|-----|-----|----|---------------|


Four drawers. Shipped partially assembled, 1 per carton.



22" Deep Dresser

|          |                    |     |     |    |               |
|----------|--------------------|-----|-----|----|---------------|
| GCSNDR06 | 22.5 x 34.5 x 37.5 | 125 | 165 | 24 | <b>\$2343</b> |
|----------|--------------------|-----|-----|----|---------------|

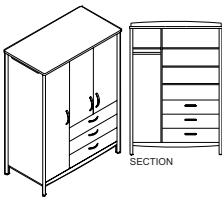
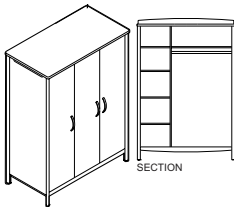
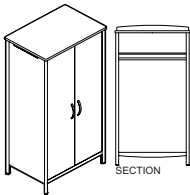
Three drawers with open storage space above. Cord access in back. Shipped partially assembled, 1 per carton.

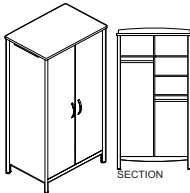
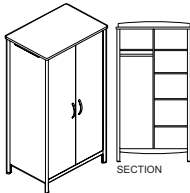
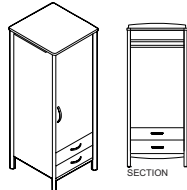



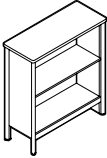
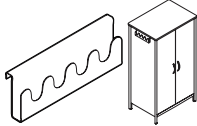
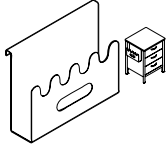

Double Dresser

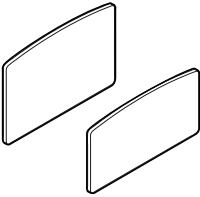
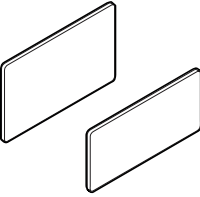
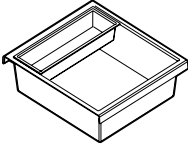

|          |                   |     |     |    |               |
|----------|-------------------|-----|-----|----|---------------|
| GCSNDD01 | 22.5 x 66.75 x 30 | 125 | 281 | 40 | <b>\$3308</b> |
|----------|-------------------|-----|-----|----|---------------|

Double dresser with three drawers. 26" deep at each side. Shipped partially assembled, 1 per carton.

| WARDROBE CABINETS  | MODEL#   | DIMENSIONS<br>D x W x H | FREIGHT CLASS | WT/LBS. | CUBIC FT. | LIST PRICE    |
|--|--|-------------------------|---------------|---------|-----------|---------------|
| <p><b>Notes:</b> Please specify all substitutions and options.</p> <ul style="list-style-type: none"> <li>• Wardrobe cabinets incorporate the unique aluminum extrusion connection/leg construction.</li> <li>• The aluminum extrusion offers superior strength and durability from impact with mobile equipment and furniture used in the space.</li> <li>• Doors are mounted utilizing commercial quality hinges that provide a 170° opening span for comfortable access to personal belongings.</li> <li>• Ventilation and draining have been strategically incorporated into each unit where needed.</li> <li>• Wardrobe cabinets offer a safety garment hook as standard and a J-style safety clothing rail to ensure maximum well being and peace of mind from accidents.</li> <li>• See Sonoma™ - Notes pages for details on tops, chassis, finish and detail selections.</li> <li>• Must specify detail information at time of order. See Sonoma™ - Notes pages.               <ol style="list-style-type: none"> <li>1. Laminate finish</li> <li>2. Aluminum extrusion/leg paint finish</li> <li>3. Handle style and finish</li> </ol> </li> <li>• Optional door lock is available on select models. Must be quoted on a project opportunity as a special.</li> <li>• See accessories for additional options to enhance personal storage features.</li> </ul> |  |                         |               |         |           |               |
|  <p><b>Wardrobe Cabinet</b></p>   | GCSNWC01   | 26.5 x 50 x 72          | 125           | 442     | 71        | <b>\$5083</b> |
|  | <p>Inside dimensions:</p> <ul style="list-style-type: none"> <li>• Left side top shelf: 14.75"W x 20.75"D x 8.625"H</li> <li>• Left side clothing rail area: 14.75"W x 20.75"D x 55.6"H</li> <li>• Right side top shelf: 30.75"W x 20.75"D x 8.625"H</li> <li>• Right side middle section with adjustable shelf: 30.75"W x 20.75"D x 32"H</li> <li>• Right side bottom section: 30.75"W x 20.75"D x 24"H</li> <li>• Drawers: 28.5"W x 5.125"D x 17.25"H</li> </ul> <p>Three doors. Interior <b>left</b> side offers an upper shelf with a J-style safety clothing rail below. The <b>right</b> side of the cabinet has two half length doors with two fixed and two adjustable shelves. Three drawers below. A safety garment hook is standard on the cabinet interior door. For greater security, the Anti-Tip Security Kit is recommended on units above 60" (see page 31). Shipped partially assembled, 1 per carton.</p> |                         |               |         |           |               |
|  <p><b>Wardrobe Cabinet</b></p>   | GCSNWC02   | 26.5 x 50 x 72          | 125           | 428     | 71        | <b>\$4210</b> |
|  | <p>Inside dimensions:</p> <ul style="list-style-type: none"> <li>• Left side top shelf: 14.75"W x 20.75"D x 8.625"H</li> <li>• Left side middle section with adjustable shelf: 14.75"W x 20.75"D x 38.7"H</li> <li>• Left side bottom section: 14.75"W x 20.75"D x 15.8"H</li> <li>• Right side top shelf: 30.75"W x 20.75"D x 8.625"H</li> <li>• Right side clothing rail area: 30.75"W x 22.75"D x 55.6"H</li> </ul> <p>Three full length doors. Interior <b>left</b> side offers two adjustable and two fixed shelves. Interior <b>right</b> side offers an upper shelf with a J-style safety clothing rail below. A Safety Garment Hook is standard on the cabinet interior door. For greater security, the Anti-Tip Security Kit is recommended on units above 60" (see page 31). Lock not available on doors. Shipped partially assembled, 1 per carton.</p>   |                         |               |         |           |               |
|  <p><b>Wardrobe Cabinet</b></p>   | GCSNWD01   | 26.5 x 38.5 x 72        | 150           | 261     | 55        | <b>\$2870</b> |
|  | <p>Inside dimensions:</p> <ul style="list-style-type: none"> <li>• Top shelf: 34.75"W x 22.7"D x 8.625"H</li> <li>• Bottom portion: 34.75"W x 22.7"D x 50.6"H</li> </ul> <p>Two doors, full span J-style safety clothing rail below a fixed shelf. A safety garment hook is standard on the cabinet interior door. For greater security, the Anti-Tip Security Kit is recommended on units above 60" (see page 31). Lock not available on doors. Shipped partially assembled, 1 per carton.</p>  |                         |               |         |           |               |

| WARDROBE CABINETS   |                  | MODEL#  | DIMENSIONS       | FREIGHT CLASS | WT/LBS. | CUBIC FT. | LIST PRICE |           |     |     |    |        |           |                  |     |     |    |        |
|---|------------------|---|------------------|---------------|---------|-----------|------------|-----------|-----|-----|----|--------|-----------|------------------|-----|-----|----|--------|
|   |                  | D x W x H   |                  |               |         |           |            |           |     |     |    |        |           |                  |     |     |    |        |
|    | SECTION          | GCSNWD02  | 26.5 x 38.5 x 72 | 150           | 282     | 55        | \$3581     |           |     |     |    |        |           |                  |     |     |    |        |
|   |                  | Inside dimensions: <ul style="list-style-type: none"><li>• Left side top shelf: 17"W x 20.7"D x 8.625"H</li><li>• Left side clothing rail area: 17"W x 20.7"D x 55.6"H</li><li>• Right side top shelf: 17"W x 20.7"D x 8.625"H</li><li>• Right side clothing rail area: 17"W x 20.7"D x 36.6"H</li></ul> Two doors. Interior is divided in two with an upper shelf and a J-style safety clothing rail on the <b>left</b> side. The <b>right</b> side has one adjustable and two fixed shelves with a J-style safety clothing rail below. A safety garment hook is standard on the cabinet interior door. For greater security, the Anti-Tip Security Kit is recommended on units above 60" (see page 31). Lock not available on doors. Shipped partially assembled, 1 per carton.                                     |                  |               |         |           |            |           |     |     |    |        |           |                  |     |     |    |        |
|   |                  | GCSNWD03  | 26.5 x 38.5 x 72 | 150           | 297     | 55        | \$3729     |           |     |     |    |        |           |                  |     |     |    |        |
|    | SECTION          | Inside dimensions: <ul style="list-style-type: none"><li>• Left side top shelf: 17"W x 20.7"D x 8.625"H</li><li>• Left side clothing rail area: 17"W x 20.7"D x 55.6"H</li><li>• Right side top shelf: 17"W x 20.7"D x 8.625"H</li><li>• Right side middle section with adjustable shelf: 17"W x 20.7"D x 38.7"H</li><li>• Right side bottom section: 17"W x 20.7"D x 15.8"H</li></ul> Two doors. Interior is divided in two with an upper shelf and a J-style safety clothing rail on the <b>left</b> side. The <b>right</b> side has two adjustable and two fixed shelves. A safety garment hook is standard on the cabinet interior door. For greater security, the Anti-Tip Security Kit is recommended on units above 60" (see page 31). Lock not available on doors. Shipped partially assembled, 1 per carton. |                  |               |         |           |            |           |     |     |    |        |           |                  |     |     |    |        |
|   |                  |   |                  |               |         |           |            |           |     |     |    |        |           |                  |     |     |    |        |
|  | SECTION          | <b>Left:</b> <table><tr><td>GCSNWN01L</td><td>125</td><td>216</td><td>30</td><td>\$2710</td></tr></table> <b>Right:</b> <table><tr><td>GCSNWN01R</td><td>24.5 x 22.5 x 72</td><td>125</td><td>216</td><td>30</td><td>\$2710</td></tr></table> Inside dimensions: <ul style="list-style-type: none"><li>• Top shelf: 18.7"W x 20.7"D</li><li>• Top drawer: 16.5"W x 5.125"D x 15.5"H</li><li>• Clothing rail area: 18.7"W</li><li>• Lower drawer: 16.5"W x 5.125"D x 15.5"H</li></ul> One door covering upper shelf and J-style safety clothing rail. Two exposed drawers below. For greater security, the Anti-Tip Security Kit is recommended on units above 60" (see page 31). 1 per carton.  |                  |               |         |           |            | GCSNWN01L | 125 | 216 | 30 | \$2710 | GCSNWN01R | 24.5 x 22.5 x 72 | 125 | 216 | 30 | \$2710 |
|   |                  | GCSNWN01L   | 125              | 216           | 30      | \$2710    |            |           |     |     |    |        |           |                  |     |     |    |        |
| GCSNWN01R   | 24.5 x 22.5 x 72 | 125   | 216              | 30            | \$2710  |           |            |           |     |     |    |        |           |                  |     |     |    |        |
|   |                  |   |                  |               |         |           |            |           |     |     |    |        |           |                  |     |     |    |        |
|   |                  | V00465FLOCK3/4  | -- x -- x --     | -             | --      | .01       | \$67       |           |     |     |    |        |           |                  |     |     |    |        |
|   |                  | Replacement core and key.   |                  |               |         |           |            |           |     |     |    |        |           |                  |     |     |    |        |
|   |                  | WL2EK   | -- x -- x --     | -             | --      | .01       | \$27       |           |     |     |    |        |           |                  |     |     |    |        |
|   |                  | Replacement key for all units with drawers. Specify key number 401-440.   |                  |               |         |           |            |           |     |     |    |        |           |                  |     |     |    |        |

| ACCESSORIES   | MODEL#  | DIMENSIONS<br>D x W x H | FREIGHT CLASS | WT/LBS. | CUBIC FT. | LIST PRICE    |
|---|---|-------------------------|---------------|---------|-----------|---------------|
| <b>Notes:</b> Please specify all substitutions and options. <ul style="list-style-type: none"> <li>• Bookcase units incorporate the unique aluminum extrusion connection/leg construction.</li> <li>• The aluminum extrusion offers superior strength and durability from impact with mobile equipment and furniture used in the space.</li> <li>• See Sonoma™ - Notes pages for details on tops, chassis, finish and detail selections.</li> <li>• Must specify detail information at time of order. See Sonoma™ - Notes pages. <ol style="list-style-type: none"> <li>1. Laminate finish</li> <li>2. Aluminum extrusion/leg paint finish</li> </ol> </li> </ul> |   |                         |               |         |           |               |
|  <p><b>Anti-Tip Security Kit</b></p>  <p><b>Bookcase</b></p>  <p><b>Multiple Hook</b></p>  <p><b>Magazine/Tissue Holder</b></p>  <p><b>Safety Garment Hook</b></p>  | GCAT400   | --                      | 70            | 0.24    | 0.1       | <b>\$54</b>   |
|   | <p>Helps to prevent furniture from tipping over. This cabinet stabilization hardware is made from steel and galvanized steel aircraft cable. Full installation instructions are included. Recommended for all 72" high units.</p> <ul style="list-style-type: none"> <li>• Two kits are required for LWA, LWC, LWD, LWG and LWN units.</li> </ul> |                         |               |         |           |               |
|   | GCSNBC02  | 14.5 x 34.5 x 37.5      | 150           | 76      | 16        | <b>\$1187</b> |
|   | <p>37.5" High. 1 adjustable shelf. Shipped partially assembled, 1 per carton.</p>   |                         |               |         |           |               |
|   | GCSNHA01  | 2 x 13 x 4.25           | 70            | 1       | 0.2       | <b>\$92</b>   |
|   | <p>Fits into ventilation opening of wardrobes providing additional hanging of frequently worn or accessed items.</p> <ul style="list-style-type: none"> <li>• Standard Powder Coated Paint Finish Color: Sierra (<b>SC</b>).</li> </ul>   |                         |               |         |           |               |
|   | GCSNHA02  | 3.75 x 13 x 10          | 70            | 1.5     | 0.6       | <b>\$133</b>  |
|   | <p>Fits into ventilation opening of bedside cabinet or dresser providing additional storage for frequently worn or accessed items.</p> <ul style="list-style-type: none"> <li>• Standard Powder Coated Paint Finish Color: Sierra (<b>SC</b>).</li> </ul>   |                         |               |         |           |               |
|   | GCSNHA03  | 1 x 1.5 x 3.25          | 70            | 1.5     | 0.2       | <b>\$28</b>   |
|   | <p>Garment hook provides additional hanging storage on the inside <b>right</b> and <b>center</b> wardrobe doors as standard. Engineered with the safety feature to support a maximum weight of 75 lbs.</p> <ul style="list-style-type: none"> <li>• Standard Powder Coated Paint Finish Color: Sierra (<b>SC</b>).</li> </ul>                     |                         |               |         |           |               |

| ACCESSORIES   | MODEL#  | DIMENSIONS       | FREIGHT CLASS | WT/LBS. | CUBIC FT. | LIST PRICE    |
|---|---|------------------|---------------|---------|-----------|---------------|
| <br><b>Headboard and Footboard Fascia Profile: Arc (TPAR)</b>  |   | <b>D x W x H</b> |               |         |           |               |
|   | GCSNHF01 Set  | 1 x 37 x 25      | 65            | 47      | 1.9       | <b>\$1112</b> |
|   | GCSNHB01 Headboard  | 1 x 37 x 25      | 85            | 26      | 1.9       | <b>\$761</b>  |
|   | GCSNFB01 Footboard  | 1 x 37 x 20      | 85            | 21      | 1.7       | <b>\$352</b>  |
| Headboard and footboard are provided as a set or can be ordered individually. 1" thick high pressure laminate with 3mm edge. <ul style="list-style-type: none"><li>• No predrilled holes.</li><li>• No mounting brackets or hardware included.</li><li>• Verify board application and dimensions before ordering.</li></ul> |   |                  |               |         |           |               |
| <br><b>Headboard and Footboard Fascia Profile: Linear (TPLN)</b>   | GCSNHF04 Set  | 1 x 37 x 25      | 65            | 47      | 1.9       | <b>\$1104</b> |
|   | GCSNHB04 Headboard  | 1 x 37 x 25      | 85            | 26      | 1.9       | <b>\$683</b>  |
|   | GCSNFB04 Footboard  | 1 x 37 x 20      | 85            | 21      | 1.7       | <b>\$426</b>  |
|   | Headboard and footboard are provided as a set or can be ordered individually. 1" thick high pressure laminate with 3mm edge. <ul style="list-style-type: none"><li>• No predrilled holes.</li><li>• No mounting brackets or hardware included.</li><li>• Verify board application and dimensions before ordering.</li></ul> |                  |               |         |           |               |
| <br><b>Bedside Drawer Liner and Personal Organizer</b>   | GCSNLP01  | 16.5 x 18 x 5.25 | 300           | 2       | 1.3       | <b>\$175</b>  |
|   | Constructed from high impact styrene plastic. Plastic liners have been specially designed to saddle the drawer edges for a perfect fit while eliminating gaps and potential traps. Removable. <ul style="list-style-type: none"><li>• Neutral color (French Vanilla)</li></ul>  |                  |               |         |           |               |
| <br><b>Wardrobe Mirror</b>   | GCSNWM01  | .25 x 11 x 29    | 65            | 40      | 1.5       | <b>\$188</b>  |
|   | Installed on the <b>left</b> inside of the door. Backed with shatterproof safety tape, tested for shatter resistance. Double mounted with both rubber lined mirror clips and heavy duty foam tape. Edges are polished. 1 per carton.  |                  |               |         |           |               |

cafeteria + dining + occasional + reception

# tables

## DRIFT TABLES



model 8041R2616C  
26"W x 16"H Round Table,  
Laminate Surface, Flat Edge,  
Chrome Base



model 8042SQ2816I  
28"W x 16"H Square Table,  
Laminate Surface, Flat Edge,  
Sled Base



Model 8042SQ2816W  
28"W x 16"H Square Table,  
Laminate Surface, Flat Edge  
Wood Base



For Drift seating, refer to the Seating List Price Book.

## EXAMPLE OF TABLE ORDER CODE:

| 8041R2616I   | TFL          | ACJ            | TBL                     | CG                     |
|--------------|--------------|----------------|-------------------------|------------------------|
| Model Number | Surface Type | Top HPL Finish | Base Finish (Sled Base) | Glide Type (Sled Base) |

## STANDARD FEATURES

- Tables are available in three shapes, multiple sizes, two edge styles and three top materials. All offer three base option: sled, four-legged wood and a polished Chrome base.
- Table bases are fixed and do not swivel.
- Sled bases are available in two heights.
- Wood bases are made from beechwood and are available in all standard wood finishes.
- Sled bases are standard in paint and optionally available in Chrome. See upcharges.
- Chrome bases are available in polished chrome only.
- Table tops are available in either laminate or solid surface.
- Laminate flat edge tops are available in either a 1" thick thermally fused laminate (TFL) with 2mm edgeband or 1-1/16" thick high pressure laminate (HPL) or ultra matte high pressure laminate (UML) with 2mm edgeband (see models for upcharges).
- Laminate knife edge tops are only available in 1-3/16" thick high pressure laminate (HPL) or ultra matte high pressure laminate (UML) with 2.5mm edgeband.
- Solid surface table tops are 1.25" thick, available with flat or knife edge tops.
- Polished Chrome bases are equipped with White non-marking polycarbonate glides that are suitable for most hard and carpeted floor surfaces.
- Sled bases are available with clear polycarbonate glides, standard.
- Wood and sled bases may be specified with a variety of optional glide types to suit various flooring materials. (See Glide Types for additional glide options and upcharges.)
- Tables are shipped fully assembled.

Please specify based on the following criteria:

- **Model number** (suffix determines edge detail)

## sled base models

- \_\_\_\_\_ I laminate flat edge
- \_\_\_\_\_ K laminate knife edge
- \_\_\_\_\_ SF solid surface flat edge
- \_\_\_\_\_ SK solid surface knife edge

## polished chrome base models

- \_\_\_\_\_ C laminate flat edge
- \_\_\_\_\_ CK laminate knife edge
- \_\_\_\_\_ CSF solid surface flat edge
- \_\_\_\_\_ CSK solid surface knife edge

## four-legged wood base models

- \_\_\_\_\_ W laminate flat edge
- \_\_\_\_\_ WK laminate knife edge
- \_\_\_\_\_ WSF solid surface flat edge
- \_\_\_\_\_ WSK solid surface knife edge

Add option codes in the following order:

- **Top details**

## LAMINATE

**Surface type** (laminate flat edge tables only)

- (TFL) Thermally fused laminate
- (HPL) High pressure laminate
- (UML) High pressure laminate (\*select colors only)

**Top Finish** (see model for HPL or UML upcharges)

- |                       |                          |
|-----------------------|--------------------------|
| (ACJ) Absolute Acajou | (ASN) Asian Night        |
| (AWC) Avant Cherry    | (AWH) Avant Honey        |
| (BLK) Black*          | (BZD) Blizzard*          |
| (BRC) Brushed Cobalt  | (CMB) Clear Maple        |
| (CGY) Custom Grey*    | (DES) Dark Espresso      |
| (DWT) Designer White* | (FAS) Fashionista        |
| (FCL) First Class     | (NBL) Noce Biondo        |
| (NGL) Noce Grigio     | (NEL) Noce Leggero       |
| (NML) Noce Medio      | (QTM) Quartered Mahogany |
| (SBY) Sheer Beauty    | (SOG) Storm Grey*        |
| (SDT) Stonedust*      | (WCR) Winter Cherry      |
| (WHC) White Chocolate | (WHE) Walnut Heights     |

## SOLID SURFACE

**Top finish** (see model for grade 2 upcharges)

- (SWH) Designer White - grade 1
- (SBT) Beige Tempest - grade 2
- (SBX) Black Onyx Mirage - grade 2
- (SMG) Milk Glass Spectra - grade 2
- (SFW) Frosty White Mirage - grade 2
- (SHS) Hot Stone - grade 2
- (SNM) Northern Melange - grade 2

- **Base finish**

## SLED BASE

Paint finishes:

- |                      |                |
|----------------------|----------------|
| (TBL) Black          | (TIN) Ink      |
| (TBZ) Buzz Blue      | (TKA) Kalua    |
| (TCC) Cactus         | (TLA) Latte    |
| (TCR) Carrot         | (TMO) Mocha    |
| (TIV) Cloud          | (TNE) Nevada   |
| (TDW) Designer White | (TSN) Sand     |
| (TDJ) Dijon          | (TSR) Scarlet  |
| (TEG) Eggplant       | (TSH) Shadow   |
| (TFO) Fog            | (TOA) Toast    |
| (TFR) Frost          | (TTU) Tungsten |

Upcharges apply for the following plated finish:

- (CHM) Chrome. Add \$42

## WOOD BASE (see coordination chart)

- |                     |                      |
|---------------------|----------------------|
| (AAM) Absolute      | (NLW) Natural Walnut |
| (BKM) Black         | (ASM) Night          |
| (ACM) Cherry        | (NBM) Noce Biondo    |
| (EOM) English Oak   | (NGM) Noce Grigio    |
| (ECM) Espresso Cafe | (NEM) Noce Leggero   |
| (TFM) Fruitwood     | (NMM) Noce Medio     |
| (HGM) Gray          | (SKM) Shaker Cherry  |
| (AHM) Honey         | (TWM) Walnut         |
| (TMM) Mahogany      | (WTM) WC Cream       |
| (AVM) Maple         | (WHM) White          |
| (MWM) Medium Walnut | (WCM) Winter Cherry  |

## POLISHED CHROME BASE

(CHM) Chrome.




- **Glide type**

## SLED BASE GLIDES




- (CG) Clear, polycarbonate glide for most floor surfaces (standard)
- (XG) No glide for carpeted surfaces, no charge
- (SG) Steel cushioned glide for carpeted surface. Add \$36
- (RG) Rubber, non-slip glide for most hard floor surfaces. Add \$36
- (FG) Felt glide for most hard floor surfaces. Add \$36




## WOOD BASE GLIDES

- (NM) White non-marking nylon glide for most surfaces (standard)
- (SG) Steel cushioned glides for carpeted surfaces. Add \$36.
- (RG) Non-slip rubber glides for most hard floor surfaces. Add \$36.
- (FG) Felt glides for most hard floor surfaces. Add \$36.


| TABLES WITH SLED BASE   |  | MODEL#       | DIMENSIONS | FREIGHT CLASS | WT./LBS. | CUBIC FT.     | LIST PRICE   | HP ADD       | GR. 2 ADD    |
|---|--|--------------|------------|---------------|----------|---------------|--------------|--------------|--------------|
| <br><b>Round Table with Sled Base</b>  | <b>Laminate, flat edge (TFL laminate)</b>  |              |            |               |          |               |              |              |              |
|   | 8041R2616I                                 | 26 x 26 x 16 | 250        | 35            | 10.25    | <b>\$592</b>  | <b>\$104</b> | <b>\$237</b> | n/a          |
|   | 8041R3016I                                 | 30 x 30 x 16 | 250        | 44            | 13       | <b>\$624</b>  | <b>\$122</b> | <b>\$237</b> | n/a          |
|   | 8041R2120I                                 | 21 x 21 x 20 | 250        | 29            | 8.75     | <b>\$620</b>  | <b>\$103</b> | <b>\$237</b> | n/a          |
|   | <b>Laminate, knife edge (HPL laminate)</b> |              |            |               |          |               |              |              |              |
|   | 8041R2616IK                                | 26 x 26 x 16 | 250        | 35            | 10.25    | <b>\$1265</b> | n/a          | <b>\$331</b> | n/a          |
|   | 8041R3016IK                                | 30 x 30 x 16 | 250        | 44            | 13       | <b>\$1355</b> | n/a          | <b>\$331</b> | n/a          |
|   | 8041R2120IK                                | 21 x 21 x 20 | 250        | 29            | 8.75     | <b>\$1051</b> | n/a          | <b>\$166</b> | n/a          |
|   | <b>Solid surface, flat edge</b>            |              |            |               |          |               |              |              |              |
|   | 8041R2616ISF                               | 26 x 26 x 16 | 150        | 48            | 10.25    | <b>\$2472</b> | n/a          | n/a          | <b>\$167</b> |
|   | 8041R3016ISF                               | 30 x 30 x 16 | 150        | 61            | 13       | <b>\$2661</b> | n/a          | n/a          | <b>\$230</b> |
|   | 8041R2120ISF                               | 21 x 21 x 20 | 150        | 37.5          | 8.75     | <b>\$2326</b> | n/a          | n/a          | <b>\$115</b> |
|   | <b>Solid surface, knife edge</b>           |              |            |               |          |               |              |              |              |
|   | 8041R2616ISK                               | 26 x 26 x 16 | 150        | 48            | 10.25    | <b>\$2529</b> | n/a          | n/a          | <b>\$179</b> |
|   | 8041R3016ISK                               | 30 x 30 x 16 | 150        | 61            | 13       | <b>\$2747</b> | n/a          | n/a          | <b>\$247</b> |
|   | 8041R2120ISK                               | 21 x 21 x 20 | 150        | 37.5          | 8.75     | <b>\$2429</b> | n/a          | n/a          | <b>\$122</b> |
| Finished height will vary depending on material top. Shipped fully assembled in 1 carton.                               |  |              |            |               |          |               |              |              |              |
| <br><b>Square Table with Sled Base</b> | <b>Laminate, flat edge (TFL laminate)</b>  |              |            |               |          |               |              |              |              |
|   | 8042SQ2216I                                | 22 x 22 x 16 | 150        | 34            | 8        | <b>\$592</b>  | <b>\$104</b> | <b>\$237</b> | n/a          |
|   | 8042SQ2816I                                | 28 x 28 x 16 | 250        | 44            | 11.75    | <b>\$624</b>  | <b>\$122</b> | <b>\$237</b> | n/a          |
|   | 8042SQ1920I                                | 19 x 19 x 20 | 250        | 29            | 7.75     | <b>\$600</b>  | <b>\$93</b>  | <b>\$237</b> | n/a          |
|   | <b>Laminate, knife edge (HPL laminate)</b> |              |            |               |          |               |              |              |              |
|   | 8042SQ2216IK                               | 22 x 22 x 16 | 150        | 34            | 8        | <b>\$1051</b> | n/a          | <b>\$166</b> | n/a          |
|   | 8042SQ2816IK                               | 28 x 28 x 16 | 250        | 44            | 11.75    | <b>\$1317</b> | n/a          | <b>\$331</b> | n/a          |
|   | 8042SQ1920IK                               | 19 x 19 x 20 | 250        | 29            | 7.75     | <b>\$1008</b> | n/a          | <b>\$166</b> | n/a          |
|   | <b>Solid surface, flat edge</b>            |              |            |               |          |               |              |              |              |
|   | 8042SQ2216ISF                              | 22 x 22 x 16 | 150        | 39.5          | 8        | <b>\$2179</b> | n/a          | n/a          | <b>\$144</b> |
|   | 8042SQ2816ISF                              | 28 x 28 x 16 | 150        | 62.5          | 11.75    | <b>\$2496</b> | n/a          | n/a          | <b>\$230</b> |
|   | 8042SQ1920ISF                              | 19 x 19 x 20 | 150        | 38            | 7.75     | <b>\$2085</b> | n/a          | n/a          | <b>\$174</b> |
|   | <b>Solid surface, knife edge</b>           |              |            |               |          |               |              |              |              |
|   | 8042SQ2216ISK                              | 22 x 22 x 16 | 150        | 39.5          | 8        | <b>\$2529</b> | n/a          | n/a          | <b>\$174</b> |
|   | 8042SQ2816ISK                              | 28 x 28 x 16 | 150        | 62.5          | 11.75    | <b>\$2975</b> | n/a          | n/a          | <b>\$259</b> |
|   | 8042SQ1920ISK                              | 19 x 19 x 20 | 150        | 38            | 7.75     | <b>\$2429</b> | n/a          | n/a          | <b>\$127</b> |
| Finished height will vary depending on material top. Shipped fully assembled in 1 carton.                               |  |              |            |               |          |               |              |              |              |
| <br><b>Oval Table with Sled Base</b> | <b>Laminate, flat edge (TFL laminate)</b>  |              |            |               |          |               |              |              |              |
|   | 8043OV2616I                                | 26 x 22 x 16 | 150        | 36.5          | 8.75     | <b>\$592</b>  | <b>\$104</b> | <b>\$237</b> | n/a          |
|   | 8043OV3116I                                | 31 x 26 x 16 | 250        | 46            | 11.75    | <b>\$624</b>  | <b>\$122</b> | <b>\$237</b> | n/a          |
|   | 8043OV2220I                                | 22 x 18 x 20 | 250        | 34            | 10.75    | <b>\$620</b>  | <b>\$103</b> | <b>\$237</b> | n/a          |
|   | <b>Laminate, knife edge (HPL laminate)</b> |              |            |               |          |               |              |              |              |
|   | 8043OV2616IK                               | 26 x 22 x 16 | 150        | 36.5          | 8.75     | <b>\$1265</b> | n/a          | <b>\$331</b> | n/a          |
|   | 8043OV3116IK                               | 31 x 26 x 16 | 250        | 46            | 11.75    | <b>\$1441</b> | n/a          | <b>\$331</b> | n/a          |
|   | 8043OV2220IK                               | 22 x 18 x 20 | 250        | 34            | 10.75    | <b>\$1175</b> | n/a          | <b>\$166</b> | n/a          |
|   | <b>Solid surface, flat edge</b>            |              |            |               |          |               |              |              |              |
|   | 8043OV2616ISF                              | 26 x 22 x 16 | 150        | 42            | 8.75     | <b>\$2472</b> | n/a          | n/a          | <b>\$167</b> |
|   | 8043OV3116ISF                              | 31 x 26 x 16 | 150        | 60            | 11.75    | <b>\$2661</b> | n/a          | n/a          | <b>\$230</b> |
|   | 8043OV2220ISF                              | 22 x 18 x 20 | 250        | 38            | 10.75    | <b>\$2326</b> | n/a          | n/a          | <b>\$115</b> |
|   | <b>Solid surface, knife edge</b>           |              |            |               |          |               |              |              |              |
|   | 8043OV2616ISK                              | 26 x 22 x 16 | 150        | 42            | 8.75     | <b>\$2529</b> | n/a          | n/a          | <b>\$179</b> |
|   | 8043OV3116ISK                              | 31 x 26 x 16 | 150        | 60            | 11.75    | <b>\$2747</b> | n/a          | n/a          | <b>\$247</b> |
|   | 8043OV2220ISK                              | 22 x 18 x 20 | 250        | 38            | 10.75    | <b>\$2429</b> | n/a          | n/a          | <b>\$122</b> |
| Finished height will vary depending on material top. Shipped fully assembled in 1 carton.                               |  |              |            |               |          |               |              |              |              |




| TABLES  | MODEL#  | DIMENSIONS         | FREIGHT CLASS | WT/LBS. | CUBIC FT. | LIST PRICE | HP ADD | GR. 2 ADD |
|---|---|--------------------|---------------|---------|-----------|------------|--------|-----------|
| <br>Round Table with Polished Chrome Base    | D x W x H   |                    |               |         |           |            |        |           |
|   | Laminate, flat edge (TFL laminate)  |                    |               |         |           |            |        |           |
|   | 8041R2616C  | 26 x 26 x 16       | 250           | 38      | 10.75     | \$1117     | \$104  | \$237 n/a |
|   | 8041R3016C  | 30 x 30 x 16       | 250           | 45      | 13        | \$1148     | \$122  | \$237 n/a |
|   | Laminate, knife edge (HPL laminate)   |                    |               |         |           |            |        |           |
|   | 8041R2616CK   | 26 x 26 x 16       | 250           | 38      | 10.75     | \$1790     | n/a    | \$331 n/a |
|   | 8041R3016CK   | 30 x 30 x 16       | 250           | 45      | 13        | \$1881     | n/a    | \$331 n/a |
|   | Solid surface, flat edge  |                    |               |         |           |            |        |           |
|   | 8041R2616CSF  | 26 x 26 x 16       | 150           | 51      | 10.75     | \$2997     | n/a    | n/a \$167 |
|   | 8041R3016CSF  | 30 x 30 x 16       | 150           | 62.5    | 13        | \$3186     | n/a    | n/a \$230 |
|   | Solid surface, knife edge   |                    |               |         |           |            |        |           |
|   | 8041R2616CSK  | 26 x 26 x 16       | 150           | 51      | 10.75     | \$3054     | n/a    | n/a \$179 |
|   | 8041R3016CSK  | 30 x 30 x 16       | 250           | 31.25   | 13        | \$3272     | n/a    | n/a \$247 |
|   | Finished height will vary depending on material top. Shipped fully assembled in 1 carton. |                    |               |         |           |            |        |           |
| <br>Round Table with Wood Base               | Laminate, flat edge (TFL laminate)  |                    |               |         |           |            |        |           |
|   | 8041R2616W  | 26 x 26 x 16       | 250           | 32      | 10.75     | \$1271     | \$104  | \$237 n/a |
|   | 8041R3016W  | 30 x 30 x 16       | 250           | 40      | 13        | \$1302     | \$122  | \$237 n/a |
|   | Laminate, knife edge (HPL laminate)   |                    |               |         |           |            |        |           |
|   | 8041R2616WK   | 26 x 26 x 16       | 250           | 32      | 10.75     | \$1944     | n/a    | \$331 n/a |
|   | 8041R3016WK   | 30 x 30 x 16       | 250           | 40      | 13        | \$2033     | n/a    | \$331 n/a |
|   | Solid surface, flat edge  |                    |               |         |           |            |        |           |
|   | 8041R2616WSF  | 26 x 26 x 16       | 150           | 45.5    | 10.75     | \$3150     | n/a    | n/a \$167 |
|   | 8041R3016WSF  | 30 x 30 x 16       | 150           | 57.5    | 13        | \$3340     | n/a    | n/a \$230 |
|   | Solid surface, knife edge   |                    |               |         |           |            |        |           |
|   | 8041R2616WSK  | 26 x 26 x 16       | 150           | 45.5    | 10.75     | \$3208     | n/a    | n/a \$179 |
|   | 8041R3016WSK  | 30 x 30 x 16       | 150           | 57.5    | 13        | \$3425     | n/a    | n/a \$247 |
|   | Finished height will vary depending on material top. Shipped fully assembled in 1 carton. |                    |               |         |           |            |        |           |
| <br>Square Table with Polished Chrome Base | Laminate, flat edge (TFL laminate)  |                    |               |         |           |            |        |           |
|   | 8042SQ2216C   | 22.75 x 22.75 x 16 | 150           | 36      | 7.75      | \$1117     | \$104  | \$237 n/a |
|   | 8042SQ2816C   | 28.5 x 28.5 x 16   | 250           | 45      | 11.5      | \$1148     | \$122  | \$237 n/a |
|   | Laminate, knife edge (HPL laminate)   |                    |               |         |           |            |        |           |
|   | 8042SQ2216CK  | 22.75 x 22.75 x 16 | 150           | 36      | 7.75      | \$1576     | n/a    | \$166 n/a |
|   | 8042SQ2816CK  | 28.5 x 28.5 x 16   | 250           | 45      | 11.5      | \$1676     | n/a    | \$331 n/a |
|   | Solid surface, flat edge  |                    |               |         |           |            |        |           |
|   | 8042SQ2216CSF   | 22.75 x 22.75 x 16 | 150           | 41      | 7.75      | \$2704     | n/a    | n/a \$144 |
|   | 8042SQ2816CSF   | 28.5 x 28.5 x 16   | 150           | 57.5    | 11.5      | \$3020     | n/a    | n/a \$230 |
|   | Solid surface, knife edge   |                    |               |         |           |            |        |           |
|   | 8042SQ2216CSK   | 22.75 x 22.75 x 16 | 150           | 41      | 7.75      | \$3054     | n/a    | n/a \$174 |
|   | 8042SQ2816CSK   | 28.5 x 28.5 x 16   | 150           | 57.5    | 11.5      | \$3499     | n/a    | n/a \$259 |
|   | Finished height will vary depending on material top. Shipped fully assembled in 1 carton. |                    |               |         |           |            |        |           |

| TABLES   | MODEL#  | DIMENSIONS         | FREIGHT CLASS | WT/LBS. | CUBIC FT. | LIST PRICE    | HP ADD       | GR. 2 ADD        |
|--|---|--------------------|---------------|---------|-----------|---------------|--------------|------------------|
|  <p><b>Square Table with Wood Base</b></p>          | D x W x H   |                    |               |         |           |               |              |                  |
|  | <b>Laminate, flat edge (HPL laminate)</b>   |                    |               |         |           |               |              |                  |
|  | 8042SQ2216W   | 22.75 x 22.75 x 16 | 250           | 30      | 7.75      | <b>\$1271</b> | <b>\$104</b> | <b>\$237</b> n/a |
|  | 8042SQ2816W   | 28.5 x 28.5 x 16   | 250           | 39      | 11.5      | <b>\$1302</b> | <b>\$122</b> | <b>\$237</b> n/a |
|  | <b>Laminate, knife edge (HPL laminate)</b>  |                    |               |         |           |               |              |                  |
|  | 8042SQ2216WK  | 22.75 x 22.75 x 16 | 250           | 30      | 7.75      | <b>\$1730</b> | n/a          | <b>\$166</b> n/a |
|  | 8042SQ2816WK  | 28.5 x 28.5 x 16   | 250           | 39      | 11.5      | <b>\$1830</b> | n/a          | <b>\$331</b> n/a |
|  | <b>Solid surface, flat edge</b>   |                    |               |         |           |               |              |                  |
|  | 8042SQ2216WSF   | 22.75 x 22.75 x 16 | 150           | 36      | 7.75      | <b>\$2857</b> | n/a          | n/a <b>\$144</b> |
|  | 8042SQ2816WSF   | 28.5 x 28.5 x 16   | 150           | 59      | 11.5      | <b>\$3174</b> | n/a          | n/a <b>\$230</b> |
|  | <b>Solid surface, knife edge</b>  |                    |               |         |           |               |              |                  |
|  | 8042SQ2216WSK   | 22.75 x 22.75 x 16 | 150           | 36      | 7.75      | <b>\$3208</b> | n/a          | n/a <b>\$174</b> |
|  | 8042SQ2816WSK   | 28.5 x 28.5 x 16   | 150           | 59      | 11.5      | <b>\$3653</b> | n/a          | n/a <b>\$259</b> |
|  | Finished height will vary depending on material top. Shipped fully assembled in 1 carton. |                    |               |         |           |               |              |                  |
|  <p><b>Oval Table with Polished Chrome Base</b></p> | <b>Laminate, flat edge</b>  |                    |               |         |           |               |              |                  |
|  | 8043OV2616C   | 26 x 22 x 16       | 150           | 38      | 9.25      | <b>\$1117</b> | <b>\$104</b> | <b>\$237</b> n/a |
|  | 8043OV3116C   | 31 x 26 x 16       | 250           | 44      | 11.75     | <b>\$1148</b> | <b>\$122</b> | <b>\$237</b> n/a |
|  | <b>Laminate, knife edge</b>   |                    |               |         |           |               |              |                  |
|  | 8043OV2616CK  | 26 x 22 x 16       | 150           | 38      | 9.25      | <b>\$1790</b> | n/a          | <b>\$331</b> n/a |
|  | 8043OV3116CK  | 31 x 26 x 16       | 250           | 44      | 11.75     | <b>\$1965</b> | n/a          | <b>\$331</b> n/a |
|  | <b>Solid surface, flat edge</b>   |                    |               |         |           |               |              |                  |
|  | 8043OV2616CSF   | 26 x 22 x 16       | 150           | 49.5    | 9.25      | <b>\$2997</b> | n/a          | n/a <b>\$167</b> |
|  | 8043OV3116CSF   | 31 x 26 x 16       | 150           | 61.5    | 11.75     | <b>\$3186</b> | n/a          | n/a <b>\$230</b> |
|  | <b>Solid surface, knife edge</b>  |                    |               |         |           |               |              |                  |
|  | 8043OV2616CSK   | 26 x 22 x 16       | 150           | 49.5    | 9.25      | <b>\$3054</b> | n/a          | n/a <b>\$179</b> |
|  | 8043OV3116CSK   | 31 x 26 x 16       | 150           | 61.5    | 11.75     | <b>\$3272</b> | n/a          | n/a <b>\$247</b> |
|  | Finished height will vary depending on material top. Shipped fully assembled in 1 carton. |                    |               |         |           |               |              |                  |
|  <p><b>Oval Table with Wood Base</b></p>          | <b>Laminate, flat edge</b>  |                    |               |         |           |               |              |                  |
|  | 8043OV2616W   | 26 x 22 x 16       | 250           | 32      | 9.25      | <b>\$1271</b> | <b>\$104</b> | <b>\$237</b> n/a |
|  | 8043OV3116W   | 31 x 26 x 16       | 250           | 39      | 11.75     | <b>\$1302</b> | <b>\$122</b> | <b>\$237</b> n/a |
|  | <b>Laminate, knife edge</b>   |                    |               |         |           |               |              |                  |
|  | 8043OV2616WK  | 26 x 22 x 16       | 250           | 32      | 9.25      | <b>\$1944</b> | n/a          | <b>\$331</b> n/a |
|  | 8043OV3116WK  | 31 x 26 x 16       | 250           | 39      | 11.75     | <b>\$2119</b> | n/a          | <b>\$331</b> n/a |
|  | <b>Solid surface, flat edge</b>   |                    |               |         |           |               |              |                  |
|  | 8043OV2616WSF   | 26 x 22 x 16       | 150           | 44.5    | 9.25      | <b>\$3150</b> | n/a          | n/a <b>\$167</b> |
|  | 8043OV3116WSF   | 31 x 26 x 16       | 150           | 56.5    | 11.75     | <b>\$3340</b> | n/a          | n/a <b>\$230</b> |
|  | <b>Solid surface, knife edge</b>  |                    |               |         |           |               |              |                  |
|  | 8043OV2616WSK   | 26 x 22 x 16       | 150           | 44.5    | 9.25      | <b>\$3208</b> | n/a          | n/a <b>\$179</b> |
|  | 8043OV3116WSK   | 31 x 26 x 16       | 150           | 56.5    | 11.75     | <b>\$3425</b> | n/a          | n/a <b>\$247</b> |
|  | Finished height will vary depending on material top. Shipped fully assembled in 1 carton. |                    |               |         |           |               |              |                  |

| MODEL#   | DIMENSIONS | FREIGHT CLASS                           | WT/LBS. | CUBIC FT.            | LIST PRICE |
|--|------------|---|---------|----------------------|------------|
| D x W x H  |            |   |         |                      |            |
| <b>Notes:</b> Please specify all substitutions and options.  |            |   |         |                      |            |
| <ul style="list-style-type: none"><li>• Offers a solution to users with limited mobility.</li><li>• The Enable table top allows for two fixed tablets and two height adjustable tablets to be installed on opposite side into pre-drilled holes with metal inserts on the underside of the top</li><li>• The fixed and/or height adjustable tablets can be added to the table surface as needed to accommodate change in a person's physical abilities for continued enjoyment during mealtime and activities.</li><li>• Height adjustable tablet surface has a 13.5" range of motion (supporting heights from 22.5" to 36") for addressing mobility issues and devices (wheelchairs, geriatric chairs, walkers).</li><li>• Heavy duty tapered steel leg finish must be specified at time of order (see below).</li><li>• Legs are available with Black plastic glides offering 1.25" adjustment as standard.</li><li>• Shipped easy to assemble.</li><li>• 2mm edging color coordinated with laminate finish is standard for all tops. Finish must be specified at time of order.</li><li>• Tops are 1" thick and available in thermally fused laminate (<b>LP</b>) and high pressure laminate (<b>HP</b>). Please select the appropriate model number for the finish you prefer.</li><li>• Additional weight is available for added safety. Specify (<b>NC</b>) for no additional weight, (<b>13</b>) for 13 lbs. or (<b>26</b>) for 26 lbs. weights. For (<b>13</b>), add \$427. For (<b>26</b>), add \$669.</li><li>• Refer to the following lists when selecting a finish color. Must specify both a top color and leg finish at time of order.</li><li>• For custom laminate or contrasting edge, please contact your Global sales representative for special quotation.</li></ul> |            |   |         |                      |            |
| <b>Thermally Fused Laminate (LP) Tops</b>  |            | <b>High Pressure Laminate (HP) Tops</b> |         | <b>Leg Finish</b>    |            |
| Absolute Acajou (ACJ)  |            | Absolute Acajou (ACJ)                   |         | Black (TBL)          |            |
| Asian Night (ASN)  |            | Asian Night (ASN)                       |         | Cloud (TIV)          |            |
| Avant Cherry (AWC)   |            | Avant Cherry (W357)                     |         | Designer White (TDW) |            |
| Avant Honey (AWH)  |            | Avant Honey (W356)                      |         | Fog (TFO)            |            |
| Blizzard (BZD)   |            | Blizzard (BZD)                          |         | Frost (TFR)          |            |
| Brushed Cobalt (BRC)   |            | Brushed Cobalt (BRC)                    |         | Kalua (TKA)          |            |
| Clear Maple (CMB)  |            | Clear Maple (CMB)                       |         | Latte (TLA)          |            |
| Custom Grey (CGY)  |            | Custom Grey (CGY)                       |         | Mocha (TMO)          |            |
| Dark Espresso (DES)  |            | Dark Espresso (W142)                    |         | Nevada (TNE)         |            |
| Designer White (DWT)   |            | Designer White (DWT)                    |         | Sand (TSN)           |            |
| Fashionista (FAS)  |            | Fashionista (FAS)                       |         | Shadow (TSH)         |            |
| First Class (FCL)  |            | First Class (FCL)                       |         | Toast (TOA)          |            |
| Noce Biondo (NBL)  |            | Noce Biondo (NBL)                       |         | Tungsten (TTU)       |            |
| Noce Grigio (NGL)  |            | Noce Grigio (NGL)                       |         |                      |            |
| Noce Leggero (NEL)   |            | Noce Leggero (NEL)                      |         |                      |            |
| Noce Medio (NML)   |            | Noce Medio (NML)                        |         |                      |            |
| Quartered Mahogany (QTM)   |            | Quartered Mahogany (QTM)                |         |                      |            |
| Sheer Beauty (SBL)   |            | Sheer Beauty (SBL)                      |         |                      |            |
| Stonedust (SDT)  |            | Stonedust (SDT)                         |         |                      |            |
| Walnut Heights (WHE)   |            | Walnut Heights (WHE)                    |         |                      |            |
| White Chocolate (WHC)  |            | White Chocolate (WHC)                   |         |                      |            |
| Winter Cherry (WCR)  |            | Winter Cherry (WCR)                     |         |                      |            |



| TABLES   | MODEL#           | DIMENSIONS      | FREIGHT CLASS | WT/LBS. | CUBIC FT. | LIST PRICE |
|--|------------------|-----------------|---------------|---------|-----------|------------|
|  |                  | D x W x H       |               |         |           |            |
|  | Thermally fused: |                 |               |         |           |            |
|  | GCEN3642L        | 42 x 36 x 28.25 | 70            | 89      | 5.7       | \$2173     |
|  | GCEN4242L        | 42 x 42 x 28.25 | 70            | 102     | 6         | \$2361     |
|  | GCEN4848L        | 48 x 48 x 28.25 | 70            | 121     | 6.6       | \$2716     |
|  | High pressure:   |                 |               |         |           |            |
|  | GCEN3642H        | 42 x 36 x 28.25 | 70            | 89      | 5.7       | \$2738     |
|  | GCEN4242H        | 42 x 42 x 28.25 | 70            | 102     | 6         | \$2929     |
|  | GCEN4848H        | 48 x 48 x 28.25 | 70            | 121     | 6.6       | \$3287     |

Allows for two EZ-lift arm tablets to be installed on the 42" or 48" wide ends and two fixed arm tablets on the 36" sides.  
2 cartons

Table Top with Legs

E-Z Lift Dual Arm Tablet



Fixed Height Tablet



Tapered Leg with Glide



Tapered Leg with Caster

| MODEL# | DIMENSIONS | FREIGHT CLASS | WT/LBS. | CUBIC FT. | LIST PRICE |
|--------|------------|---------------|---------|-----------|------------|
|--------|------------|---------------|---------|-----------|------------|

D x W x H

Thermally fused:

|           |             |    |    |     |              |
|-----------|-------------|----|----|-----|--------------|
| GC3-1336L | 13 x 36 x 1 | 70 | 15 | 0.9 | <b>\$801</b> |
|-----------|-------------|----|----|-----|--------------|

High pressure:

|           |             |    |    |     |               |
|-----------|-------------|----|----|-----|---------------|
| GC3-1336H | 13 x 36 x 1 | 70 | 15 | 0.9 | <b>\$1182</b> |
|-----------|-------------|----|----|-----|---------------|

Attachable fixed height tablet for Enable tables. Adds 10.5" per tablet to the depth of the table. Heavy duty Black mounting bracket slips onto the table top. Thumbscrews are included and attach into predrilled metal inserts for metal-to-metal fastening and security. 2 cartons.

|        |                     |     |      |      |              |
|--------|---------------------|-----|------|------|--------------|
| LLL291 | 5.25 x 5.25 x 27.25 | 100 | 4.8  | 0.52 | <b>\$180</b> |
| LLL294 | 5.25 x 5.25 x 27.25 | 100 | 18.4 | 2.1  | <b>\$690</b> |

- Hardware for assembly is included.

Support leg with glide offers 1.25" glide range adjustment.

- LLL291: 1 per carton
- LLL294: 4 per carton
- Available in Black (TBL), Tungsten (TTU), Shadow (TSH), Designer White (TDW), Nevada (TNE), Latte (TLA), Kalua (TKA), Mocha (TMO), Toast (TOA), Fog (TFO), Cloud (TIV), Sand (TSN) and Frost (TFR). Finish must be specified at time of order.

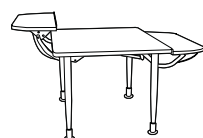
|        |                     |     |      |      |              |
|--------|---------------------|-----|------|------|--------------|
| LCL291 | 5.25 x 5.25 x 27.75 | 100 | 4.8  | 0.52 | <b>\$180</b> |
| LCL294 | 5.25 x 5.25 x 27.75 | 100 | 18.4 | 2.1  | <b>\$690</b> |

- Hardware for assembly is included.

Support leg with lockable caster.

- LCL291: 1 per carton
- LCL294: 4 per carton
- Available in Black (TBL), Tungsten (TTU), Shadow (TSH), Designer White (TDW), Nevada (TNE), Latte (TLA), Kalua (TKA), Mocha (TMO), Toast (TOA), Fog (TFO), Cloud (TIV), Sand (TSN) and Frost (TFR). Finish must be specified at time of order.

## PACKAGES



Package A

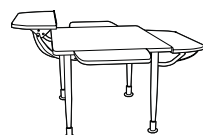
|         |                 |     |       |       |               |
|---------|-----------------|-----|-------|-------|---------------|
| GCHATAL | 64 x 42 x 28.25 | 100 | 120.5 | 13.83 | <b>\$5804</b> |
|---------|-----------------|-----|-------|-------|---------------|

Thermally fused

|         |                 |     |       |       |               |
|---------|-----------------|-----|-------|-------|---------------|
| GCHATAH | 64 x 42 x 28.25 | 100 | 120.5 | 13.83 | <b>\$7190</b> |
|---------|-----------------|-----|-------|-------|---------------|

High pressure

- |   |                               |
|---|-------------------------------|
| • Table top                             | • Four tapered Legs on glides |
| • Metal inserts pre-drilled for tablets | • All hardware                |
| • Two EZ-lift dual arm tablets          |                               |
| • 4 cartons.                            |                               |



Package B

|         |                 |     |       |      |               |
|---------|-----------------|-----|-------|------|---------------|
| GCHATBL | 68 x 64 x 28.25 | 100 | 135.5 | 14.4 | <b>\$7246</b> |
|---------|-----------------|-----|-------|------|---------------|

Thermally fused

|         |                 |     |       |      |               |
|---------|-----------------|-----|-------|------|---------------|
| GCHATBH | 68 x 64 x 28.25 | 100 | 135.5 | 14.4 | <b>\$9389</b> |
|---------|-----------------|-----|-------|------|---------------|

High pressure

- |   |                               |
|---|-------------------------------|
| • Table top                             | • 2 fixed tablets             |
| • Metal inserts pre-drilled for tablets | • Four tapered Legs on glides |
| • Two EZ-lift dual arm tablets          | • All hardware                |
| • 6 cartons.                            |                               |

NOTES

D x W x H

- Attractive top design offers an inward curve at each corner allowing comfortable access if assistance with eating is required.
- Adjustable 1.25" range Black plastic glides are standard.
- Heavy duty tapered steel leg finish must be specified at time of order (see below).
- Optional leg on caster available if required.
- Shipped easy to assemble.
- 2mm edging color coordinated with laminate finish is standard for all tops. Finish must be specified at the time of order.
- Tops are 1" thick and available in thermally fused laminate (LP) and high pressure laminate (HP). Please select the appropriate model number for the finish you prefer
- Refer to the following lists when selecting a finish color. Must specify both a top color and leg finish at time of order.
- For custom laminate or contrasting edge, please contact your Global sales representative for special quotation.

Thermally Fused Laminate (LP) Tops



Absolute Acajou (ACJ)  
Asian Night (ASN)  
Avant Cherry (AVC)  
Avant Honey (AVH)  
Blizzard (BZD)  
Brushed Cobalt (BRC)  
Clear Maple (CMB)  
Custom Grey (CGY)  
Dark Espresso (DES)  
Designer White (DWT)  
Fashionista (FAS)  
First Class (FCL)  
Noce Biondo (NBL)  
Noce Grigio (NGL)  
Noce Leggero (NEL)  
Noce Medio (NML)  
Quartered Mahogany (QTM)  
Sheer Beauty (SBL)  
Stonedust (SDT)  
Walnut Heights (WHE)  
White Chocolate (WHC)  
Winter Cherry (WCR)

High Pressure Laminate (HP) Tops

Absolute Acajou (ACJ)  
Asian Night (ASN)  
Avant Cherry (W357)  
Avant Honey (W356)  
Blizzard (BZD)  
Brushed Cobalt (BRC)  
Clear Maple (CMB)  
Custom Grey (CGY)  
Dark Espresso (W142)  
Designer White (DWT)  
Fashionista (FAS)  
First Class (FCL)  
Noce Biondo (NBL)  
Noce Grigio (NGL)  
Noce Leggero (NEL)  
Noce Medio (NML)  
Quartered Mahogany (QTM)  
Sheer Beauty (SBL)  
Stonedust (SDT)  
Walnut Heights (WHE)  
White Chocolate (WHC)  
Winter Cherry (WCR)

Leg Finish

Black (TBL)  
Cloud (TIV)  
Designer White (TDW)  
Fog (TFO)  
Frost (TFR)  
Kalua (TKA)  
Latte (TLA)  
Mocha (TMO)  
Nevada (TNE)  
Sand (TSN)  
Shadow (TSH)  
Toast (TOA)  
Tungsten (TTU)

|  | MODEL#  | DIMENSIONS      | FREIGHT CLASS | WT/LBS. | CUBIC FT. | LIST PRICE |
|--|---------|-----------------|---------------|---------|-----------|------------|
|  | GCF-42L | 42 x 42 x 28.25 | 70            | 79      | 4.14      | \$2022     |
|  | GCF-42H | 42 x 42 x 28.25 | 70            | 79      | 4.14      | \$2538     |
|  | GCF-48L | 48 x 48 x 28.25 | 70            | 98      | 4.7       | \$2112     |
|  | GCF-48H | 48 x 48 x 28.25 | 70            | 98      | 4.7       | \$2804     |

**Floral Dining Room Table - 42"**

42" x 42" thermally fused laminate top. Four legs.

- Additional leg heights are available. Special quote is required.
- 2 cartons

**Floral Dining Room Table - 48"**

48" x 48" thermally fused laminate top. Four legs.

- Additional leg heights are available. Special quote is required.
- 2 cartons


| NOTES   | MODEL# | DIMENSIONS<br>D x W x H | FREIGHT CLASS | WT/LBS. | CUBIC FT. | LIST PRICE |
|---|--------|-------------------------|---------------|---------|-----------|------------|
| <ul style="list-style-type: none"> <li>Select from Chippendale (<b>C</b>), Post (<b>P</b>) or Tapered (<b>T</b>) leg options to coordinate with traditional or contemporary decor.</li> <li>Solid wood legs and aprons are standard.</li> <li>Shipped RTA (ready to assemble).</li> <li>1" thick tops are available in thermally fused laminate (<b>LP</b>), high pressure laminate (<b>HP</b>) or solid hardwood (<b>W</b>). Please select the appropriate model number for the finish you prefer.</li> <li>Thermally fused laminate (<b>LP</b>) and high pressure laminate (<b>HP</b>) tops come with 2mm edging color coordinated with laminate finish. Finish must be specified at time of order.</li> <li>Solid hardwood tops come with decorative edge detail to coordinate with the leg selected. Chippendale legs come with beveled edge. Post legs comes with bullnose edge. Tapered leg comes with reverse knife cut edge. See pictures below.</li> <li>Refer to the following lists when selecting a finish color. Must specify both a top color and base color when ordering all tables.</li> <li>Thermally fused and HP laminate tops cannot be manufactured with the exact finish color on the base.</li> <li>For custom laminate, custom wood stain or contrasting edge, please contact your Global sales representative for a special quotation.</li> </ul> |        |                         |               |         |           |            |

| Thermally Fused Laminate (LP) Tops | Suggested coordinating wood finish | High Pressure Laminate (HP) Tops | Suggested coordinating wood finish |
|------------------------------------|------------------------------------|----------------------------------|------------------------------------|
| Absolute Acajou (ACJ)              | Absolute (AAM)                     | Absolute Acajou (ACJ)            | Absolute (AAM)                     |
| Asian Night (ASN)                  | Night (ASM)                        | Asian Night (ASN)                | Night (ASM)                        |
| Avant Cherry (AWC)                 | Cherry (ACM)                       | Avant Cherry (W357)              | Cherry (ACM)                       |
| Avant Honey (AWH)                  | Honey (AHM)                        | Avant Honey (W356)               | Honey (AHM)                        |
| Blizzard (BZD)                     |                                    | Blizzard (BZD)                   |                                    |
| Brushed Cobalt (BRC)               |                                    | Brushed Cobalt (BRC)             |                                    |
| Clear Maple (CMB)                  | Maple (AVM)                        | Clear Maple (CMB)                | Maple (AVM)                        |
| Custom Grey (CGY)                  |                                    | Custom Grey (CGY)                |                                    |
| Dark Espresso (DES)                | Espresso Cafe (ECM)                | Dark Espresso (W142)             | Espresso Cafe (ECM)                |
| Designer White (DWT)               | White (WHM)                        | Designer White (DWT)             | White (WHM)                        |
| Fashionista (FAS)                  |                                    | Fashionista (FAS)                |                                    |
| First Class (FCL)                  |                                    | First Class (FCL)                |                                    |
| Noce Biondo (NBL)                  | Noce Biondo (NBM)                  | Noce Biondo (NBL)                | Noce Biondo (NBM)                  |
| Noce Grigio (NGL)                  | Noce Grigio (NGM)                  | Noce Grigio (NGL)                | Noce Grigio (NGM)                  |
| Noce Leggero (NEL)                 | Noce Leggero (NEM)                 | Noce Leggero (NEL)               | Noce Leggero (NEM)                 |
| Noce Medio (NML)                   | Noce Medio (NMM)                   | Noce Medio (NML)                 | Noce Medio (NMM)                   |
| Quartered Mahogany (QTM)           | Mahogany (TMM)                     | Quartered Mahogany (QTM)         | Mahogany (TMM)                     |
| Sheer Beauty (SBL)                 |                                    | Sheer Beauty (SBL)               |                                    |
| Stonedust (SDT)                    |                                    | Stonedust (SDT)                  |                                    |
| Walnut Heights (WHE)               | Natural Walnut (NLW)               | Walnut Heights (WHE)             | Natural Walnut (NLW)               |
| White Chocolate (WHC)              | WC Cream (WTM)                     | White Chocolate (WHC)            | WC Cream (WTM)                     |
| Winter Cherry (WCR)                | Winter Cherry (WCM)                | Winter Cherry (WCR)              | Winter Cherry (WCM)                |

#### Wood Finishes (W) - top, base, legs and apron:

|                      |                     |
|----------------------|---------------------|
| Absolute (AAM)       | Night (ASM)         |
| Cherry (ACM)         | Noce Biondo (NBM)   |
| English Oak (EOM)    | Noce Grigio (NGM)   |
| Espresso Cafe (ECM)  | Noce Leggero (NEM)  |
| Fruitwood (TFM)      | Noce Medio (NMM)    |
| Gray (HGM)           | Sandy Beach (SBM)   |
| Honey (AHM)          | Shaker Cherry (SKM) |
| Jet Onyx (JOM)       | Walnut (TWM)        |
| Mahogany (TMM)       | White (WHM)         |
| Maple (AVM)          | WC Cream (WTM)      |
| Medium Walnut (MWM)  | Winter Cherry (WCM) |
| Natural Walnut (NLW) |                     |


#### Table edges - wood tops



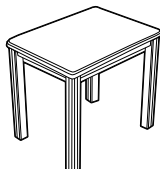
Beveled edge




Bullnose edge



Reverse knife cut edge

| OCCASIONAL TABLES   | MODEL#  | DIMENSIONS      | FREIGHT CLASS | WT/LBS. | CUBIC FT. | LIST PRICE    |
|---|---|-----------------|---------------|---------|-----------|---------------|
|  | GC3760-LC   | 24 x 18 x 21    | 150           | 26.26   | 5.25      | <b>\$1013</b> |
|   | GC3760-HC   | 24 x 18 x 21    | 150           | 26.26   | 5.25      | <b>\$1160</b> |
|   | GC3760-WC   | 24 x 18 x 21.25 | 150           | 27.12   | 5.25      | <b>\$1214</b> |
|   | <ul style="list-style-type: none"><li>• For a thermally fused top (L), specify model GC3760-LC.</li><li>• For a high pressure laminate top (H), specify model GC3760-HC.</li><li>• For a wood top (W), specify model GC3760-WC.</li></ul> |                 |               |         |           |               |
| <b>Rectangular End Table</b>  | Features <b>Chippendale</b> legs. 21" high. Standard with solid wood legs and apron.  |                 |               |         |           |               |



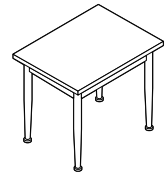
Rectangular End Table

| MODEL# | DIMENSIONS<br>D x W x H | FREIGHT CLASS | WT/LBS. | CUBIC FT. | LIST PRICE |
|--------|-------------------------|---------------|---------|-----------|------------|
|--------|-------------------------|---------------|---------|-----------|------------|

|           |                 |     |       |      |               |
|-----------|-----------------|-----|-------|------|---------------|
| GC3760-LT | 24 x 18 x 21    | 150 | 24.69 | 5.25 | <b>\$1013</b> |
| GC3760-HT | 24 x 18 x 21    | 150 | 24.69 | 5.25 | <b>\$1160</b> |
| GC3760-WT | 24 x 18 x 21.25 | 150 | 25.55 | 5.5  | <b>\$1214</b> |

- For a thermally fused top (L), specify model GC3760-LT.
- For a high pressure laminate top (H), specify model GC3760-HT.
- For a wood top (W), specify model GC3760-WT.

Features **Tapered** legs. 21" high. Standard with solid wood legs and apron.

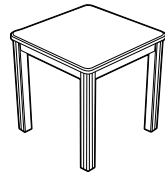


Rectangular End Table

|           |              |     |      |      |               |
|-----------|--------------|-----|------|------|---------------|
| GC3760-LP | 24 x 18 x 21 | 150 | 26.3 | 5.25 | <b>\$1811</b> |
| GC3760-HP | 24 x 18 x 21 | 150 | 26.3 | 5.25 | <b>\$1915</b> |
| GC3760-WP | 24 x 18 x 21 | 150 | 27.1 | 5.25 | <b>\$1883</b> |

- For a thermally fused top (L), specify model GC3760-LP
- For a high pressure laminate top (H), specify model GC3760-HP
- For a wood top (W), specify model GC3760-WP

Features **Post** legs. 21" high. Standard with solid wood legs and apron. Post legs are 1 1/3" in diameter.

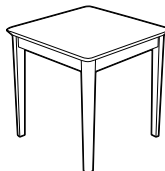


Square End Table

|           |                 |     |       |     |               |
|-----------|-----------------|-----|-------|-----|---------------|
| GC3761-LC | 21 x 21 x 21    | 150 | 26.48 | 5.5 | <b>\$1013</b> |
| GC3761-HC | 21 x 21 x 21    | 150 | 26.48 | 5.5 | <b>\$1160</b> |
| GC3761-WC | 21 x 21 x 21.25 | 150 | 27.36 | 5.5 | <b>\$1214</b> |

- For a thermally fused top (L), specify model GC3761-LC.
- For a high pressure laminate top (H), specify model GC3761-HC.
- For a wood top (W), specify model GC3761-WC.

Features **Chippendale** legs. 21" high. Standard with solid wood legs and apron.

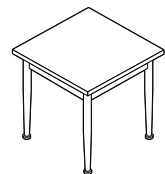


Square End Table

|           |                 |     |       |     |               |
|-----------|-----------------|-----|-------|-----|---------------|
| GC3761-LT | 21 x 21 x 21    | 150 | 24.91 | 5.5 | <b>\$1013</b> |
| GC3761-HT | 21 x 21 x 21    | 150 | 24.91 | 5.5 | <b>\$1160</b> |
| GC3761-WT | 21 x 21 x 21.25 | 150 | 25.79 | 5.5 | <b>\$1214</b> |

- For a thermally fused top (L), specify model GC3761-LT.
- For a high pressure laminate top (H), specify model GC3761-HT.
- For a wood top (W), specify model GC3761-WT.

Features **Tapered** legs. 21" high. Standard with solid wood legs and apron.

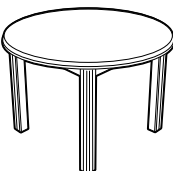


Square End Table

|           |              |     |      |     |               |
|-----------|--------------|-----|------|-----|---------------|
| GC3761-LP | 21 x 21 x 21 | 150 | 26.5 | 5.5 | <b>\$1892</b> |
| GC3761-HP | 21 x 21 x 21 | 150 | 26.5 | 5.5 | <b>\$1978</b> |
| GC3761-WP | 21 x 21 x 21 | 150 | 27.4 | 5.5 | <b>\$1883</b> |

- For a thermally fused top (L), specify model GC3761-LP
- For a high pressure laminate top (H), specify model GC3761-HP
- For a wood top (W), specify model GC3761-WP

Features **Post** legs. 21" high. Standard with solid wood legs and apron. Post legs are 1 1/3" in diameter.



Round End Table

|           |                 |     |       |   |               |
|-----------|-----------------|-----|-------|---|---------------|
| GC3762-LC | 24 x 24 x 21    | 250 | 26.12 | 7 | <b>\$1045</b> |
| GC3762-HC | 24 x 24 x 21    | 250 | 26.12 | 7 | <b>\$1246</b> |
| GC3762-WC | 24 x 24 x 21.25 | 250 | 27.02 | 7 | <b>\$1300</b> |

- For a thermally fused top (L), specify model GC3762-LC.
- For a high pressure laminate top (H), specify model GC3762-HC.
- For a wood top (W), specify model GC3762-WC.

Features **Chippendale** legs. 21" high. Standard with solid wood legs and apron.

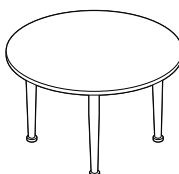


Round End Table

| MODEL#    | DIMENSIONS<br>D x W x H | FREIGHT CLASS | WT/LBS. | CUBIC FT. | LIST PRICE    |
|-----------|-------------------------|---------------|---------|-----------|---------------|
| GC3762-LT | 24 x 24 x 21            | 250           | 24      | 8.5       | <b>\$1045</b> |
| GC3762-HT | 24 x 24 x 21            | 250           | 24.55   | 8.5       | <b>\$1246</b> |
| GC3762-WT | 24 x 24 x 21.25         | 250           | 25.45   | 8.5       | <b>\$1300</b> |

- For a thermally fused top (L), specify model GC3762-LT.
- For a high pressure laminate top (H), specify model GC3762-HT.
- For a wood top (W), specify model GC3762-WT.

Features **Tapered** legs. 21" high. Standard with solid wood legs and apron.

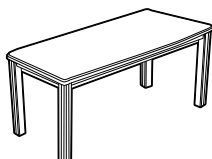


Round End Table

|           |              |     |      |   |               |
|-----------|--------------|-----|------|---|---------------|
| GC3762-LP | 24 x 24 x 21 | 250 | 26.1 | 7 | <b>\$1877</b> |
| GC3762-HP | 24 x 24 x 21 | 250 | 26.1 | 7 | <b>\$2037</b> |
| GC3762-WP | 24 x 24 x 21 | 250 | 27   | 7 | <b>\$2008</b> |

- For a thermally fused top (L), specify model GC3762-LP.
- For a high pressure laminate top (H), specify model GC3762-HP.
- For a wood top (W), specify model GC3762-WP.

Features **Post** legs. 22" high. Post legs are 1 1/3" in diameter.




Rectangular Coffee Table

|           |                 |     |       |       |               |
|-----------|-----------------|-----|-------|-------|---------------|
| GC3763-LC | 48 x 22 x 19    | 250 | 43.73 | 11.75 | <b>\$1218</b> |
| GC3763-HC | 48 x 22 x 19    | 250 | 43.73 | 11.75 | <b>\$1555</b> |
| GC3763-WC | 48 x 22 x 19.25 | 250 | 45.83 | 11.75 | <b>\$1643</b> |

- For a thermally fused top (L), specify model GC3763-LC.
- For a high pressure laminate top (H), specify model GC3763-HC.
- For a wood top (W), specify model GC3763-WC.

Features **Chippendale** legs. 19" high. Standard with solid wood legs and apron.

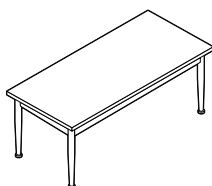


Rectangular Coffee Table

|           |                 |     |       |       |               |
|-----------|-----------------|-----|-------|-------|---------------|
| GC3763-LT | 48 x 22 x 19    | 250 | 42.27 | 11.75 | <b>\$1218</b> |
| GC3763-HT | 48 x 22 x 19    | 250 | 42.27 | 11.75 | <b>\$1555</b> |
| GC3763-WT | 48 x 22 x 19.25 | 250 | 44.38 | 11.75 | <b>\$1643</b> |

- For a thermally fused top (L), specify model GC3763-LT.
- For a high pressure laminate top (H), specify model GC3763-HT.
- For a wood top (W), specify model GC3763-WT.

Features **Tapered** legs. 19" high. Standard with solid wood legs and apron.

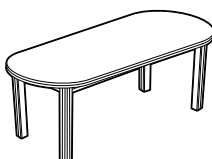


Rectangular Coffee Table

|           |              |     |      |       |               |
|-----------|--------------|-----|------|-------|---------------|
| GC3763-LP | 48 x 22 x 19 | 250 | 43.7 | 11.75 | <b>\$2032</b> |
| GC3763-HP | 48 x 22 x 19 | 250 | 43.7 | 11.75 | <b>\$2349</b> |
| GC3763-WP | 48 x 22 x 19 | 250 | 45.8 | 11.75 | <b>\$2405</b> |

- For a thermally fused top (L), specify model GC3763-LP.
- For a high pressure laminate top (H), specify model GC3763-HP.
- For a wood top (W), specify model GC3763-WP.

Features **Post** legs. 19" high. Standard with solid wood legs and apron. Post legs are 1 1/3" in diameter.



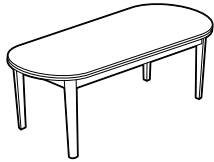
Oval Coffee Table

|           |                 |     |       |      |               |
|-----------|-----------------|-----|-------|------|---------------|
| GC3764-LC | 46 x 22 x 19    | 250 | 38.58 | 11.5 | <b>\$1172</b> |
| GC3764-HC | 46 x 22 x 19    | 250 | 38.58 | 11.5 | <b>\$1505</b> |
| GC3764-WC | 46 x 22 x 19.25 | 250 | 38.4  | 11.5 | <b>\$1598</b> |

- For a thermally fused top (L), specify model GC3764-LC.
- For a high pressure laminate top (H), specify model GC3764-HC.
- For a wood top (W), specify model GC3764-WC.

Features **Chippendale** legs. 19" high. Standard with solid wood legs and apron.





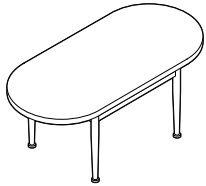
Oval Coffee Table

| MODEL# | DIMENSIONS<br>D x W x H | FREIGHT CLASS | WT/LBS. | CUBIC FT. | LIST PRICE |
|--------|-------------------------|---------------|---------|-----------|------------|
|--------|-------------------------|---------------|---------|-----------|------------|

|           |                 |     |       |      |               |
|-----------|-----------------|-----|-------|------|---------------|
| GC3764-LT | 46 x 22 x 19    | 250 | 37.13 | 11.5 | <b>\$1172</b> |
| GC3764-HT | 46 x 22 x 19    | 250 | 37.13 | 11.5 | <b>\$1505</b> |
| GC3764-WT | 46 x 22 x 19.25 | 250 | 36.94 | 11.5 | <b>\$1598</b> |

- For a thermally fused top (L), specify model GC3764-LT.
- For a high pressure laminate top (H), specify model GC3764-HT.
- For a wood top (W), specify model GC3764-WT.

Features **Tapered** legs. 19" high. Standard with solid wood legs and apron.

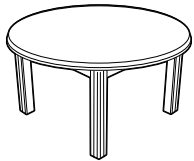


Oval Coffee Table

|           |              |     |      |      |               |
|-----------|--------------|-----|------|------|---------------|
| GC3764-LP | 46 x 22 x 19 | 250 | 38.6 | 11.5 | <b>\$1992</b> |
| GC3764-HP | 46 x 22 x 19 | 250 | 38.6 | 11.5 | <b>\$2318</b> |
| GC3764-WP | 46 x 22 x 19 | 250 | 38.4 | 11.5 | <b>\$2362</b> |

- For a thermally fused top (L), specify model GC3763-LP.
- For a high pressure laminate top (H), specify model GC3763-HP.
- For a wood top (W), specify model GC3763-WP.

Features **Post** legs. 19" high. Standard with solid wood legs and apron. Post legs are 1 1/3" in diameter.



Round Coffee Table

|           |                 |     |       |      |               |
|-----------|-----------------|-----|-------|------|---------------|
| GC3765-LC | 32 x 32 x 19    | 250 | 35.15 | 11.5 | <b>\$1200</b> |
| GC3765-HC | 32 x 32 x 19    | 250 | 35.15 | 11.5 | <b>\$1534</b> |
| GC3765-WC | 32 x 32 x 19.25 | 250 | 36.76 | 11.5 | <b>\$1630</b> |

- For a thermally fused top (L), specify model GC3765-LC.
- For a high pressure laminate top (H), specify model GC3765-HC.
- For a wood top (W), specify model GC3765-WC.

Features **Chippendale** legs. 19" high. Standard with solid wood legs and apron.

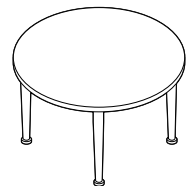


Round Coffee Table

|           |                 |     |       |      |               |
|-----------|-----------------|-----|-------|------|---------------|
| GC3765-LT | 32 x 32 x 19    | 250 | 33.69 | 11.5 | <b>\$1200</b> |
| GC3765-HT | 32 x 32 x 19    | 250 | 33.69 | 11.5 | <b>\$1534</b> |
| GC3765-WT | 32 x 32 x 19.25 | 250 | 35.3  | 11.5 | <b>\$1630</b> |

- For a thermally fused top (L), specify model GC3765-LT.
- For a high pressure laminate top (H), specify model GC3765-HT.
- For a wood top (W), specify model GC3765-WT.

Features **Tapered** legs. 19" high. Standard with solid wood legs and apron.

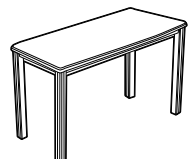


Round Coffee Table

|           |              |     |      |      |               |
|-----------|--------------|-----|------|------|---------------|
| GC3765-LP | 32 x 32 x 19 | 250 | 35.2 | 11.5 | <b>\$2023</b> |
| GC3765-HP | 32 x 32 x 19 | 250 | 35.2 | 11.5 | <b>\$2382</b> |
| GC3765-WP | 32 x 32 x 19 | 250 | 36.8 | 11.5 | <b>\$2372</b> |

- For a thermally fused top (L), specify model GC3765-LP.
- For a high pressure laminate top (H), specify model GC3765-HP.
- For a wood top (W), specify model GC3765-WP.

Features **Post** legs. 19" high. Standard with solid wood legs and apron. Post legs are 1 1/3" in diameter.

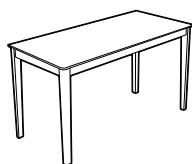


Rectangular Sofa Table

|           |                 |     |       |      |               |
|-----------|-----------------|-----|-------|------|---------------|
| GC3766-LC | 42 x 16 x 29    | 250 | 37.62 | 11.5 | <b>\$1133</b> |
| GC3766-HC | 42 x 16 x 29    | 250 | 37.62 | 11.5 | <b>\$1359</b> |
| GC3766-WC | 42 x 16 x 29.25 | 250 | 38.07 | 11.5 | <b>\$1404</b> |

- For a thermally fused top (L), specify model GC3766-LC.
- For a high pressure laminate top (H), specify model GC3766-HC.
- For a wood top (W), specify model GC3766-WC.

Features **Chippendale** legs. 29" high. Standard with solid wood legs and apron.

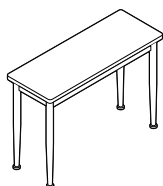


Rectangular Sofa Table

| MODEL#    | DIMENSIONS      | FREIGHT CLASS | WT/LBS. | CUBIC FT. | LIST PRICE    |
|-----------|-----------------|---------------|---------|-----------|---------------|
| D x W x H |                 |               |         |           |               |
| GC3766-LT | 42 x 16 x 29    | 250           | 34.58   | 11.5      | <b>\$1133</b> |
| GC3766-HT | 42 x 16 x 29    | 250           | 34.58   | 11.5      | <b>\$1359</b> |
| GC3766-WT | 42 x 16 x 29.25 | 250           | 35.92   | 11.5      | <b>\$1404</b> |

- For a thermally fused top (L), specify model GC3766-LT.
- For a high pressure laminate top (H), specify model GC3766-HT.
- For a wood top (W), specify model GC3766-WT.

Features **Tapered** legs. 29" high. Standard with solid wood legs and apron.



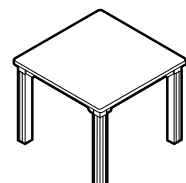
Rectangular Sofa Table

|           |              |     |      |      |               |
|-----------|--------------|-----|------|------|---------------|
| GC3766-LP | 42 x 16 x 29 | 250 | 37.6 | 11.5 | <b>\$1953</b> |
| GC3766-HP | 42 x 16 x 29 | 250 | 37.6 | 11.5 | <b>\$2139</b> |
| GC3766-WP | 42 x 16 x 29 | 250 | 38.1 | 11.5 | <b>\$2620</b> |

- For a thermally fused top (L), specify model GC3766-LP.
- For a high pressure laminate top (H), specify model GC3766-HP.
- For a wood top (W), specify model GC3766-WP.

Features **Post** legs. 29" high. Standard with solid wood legs and apron. Post legs are 1 1/3" in diameter.

## DINING TABLES

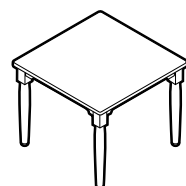


Square Dining Table

| MODEL#    | DIMENSIONS   | FREIGHT CLASS | WT/LBS. | CUBIC FT. | LIST PRICE    |
|-----------|--------------|---------------|---------|-----------|---------------|
| GC3772-LC | 36 x 36 x 29 | 85            | 50      | 3.9       | <b>\$2177</b> |
| GC3772-HC | 36 x 36 x 29 | 85            | 50      | 3.9       | <b>\$2428</b> |
| GC3772-WC | 36 x 36 x 29 | 85            | 50      | 3.9       | <b>\$3457</b> |

- For a thermally fused top (L), specify model GC3772-LC.
- For a high pressure laminate top (H), specify model GC3772-HC.
- For a wood top (W), specify model GC3772-WC.

Features **Chippendale** legs. 29" high. Standard with solid wood legs and apron.

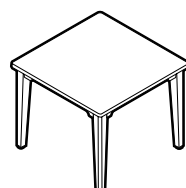


Square Dining Table

|           |              |    |    |     |               |
|-----------|--------------|----|----|-----|---------------|
| GC3772-LP | 36 x 36 x 29 | 85 | 50 | 3.9 | <b>\$2177</b> |
| GC3772-HP | 36 x 36 x 29 | 85 | 50 | 3.9 | <b>\$2428</b> |
| GC3772-WP | 36 x 36 x 29 | 85 | 50 | 3.9 | <b>\$3457</b> |

- For a thermally fused top (L), specify model GC3772-LP.
- For a high pressure laminate top (H), specify model GC3772-HP.
- For a wood top (W), specify model GC3772-WP.

Features **Post** legs. 29" high. Standard with solid wood legs and apron. Post legs are 1 1/3" in diameter.

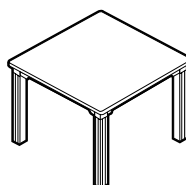


Square Dining Table

|           |              |    |    |     |               |
|-----------|--------------|----|----|-----|---------------|
| GC3772-LT | 36 x 36 x 29 | 85 | 50 | 3.9 | <b>\$2177</b> |
| GC3772-HT | 36 x 36 x 29 | 85 | 50 | 3.9 | <b>\$2428</b> |
| GC3772-WT | 36 x 36 x 29 | 85 | 50 | 3.9 | <b>\$3457</b> |

- For a thermally fused top (L), specify model GC3772-LT.
- For a high pressure laminate top (H), specify model GC3772-HT.
- For a wood top (W), specify model GC3772-WT.

Features **Tapered** legs. 29" high. Standard with solid wood legs and apron.

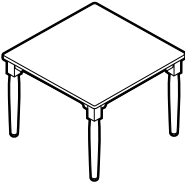
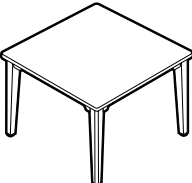
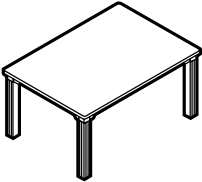
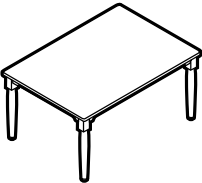
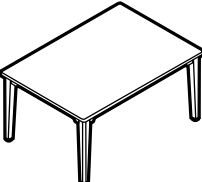


Square Dining Table

|           |              |    |    |     |               |
|-----------|--------------|----|----|-----|---------------|
| GC3773-LC | 42 x 42 x 29 | 85 | 68 | 5.5 | <b>\$2342</b> |
| GC3773-HC | 42 x 42 x 29 | 85 | 68 | 5.5 | <b>\$2683</b> |
| GC3773-WC | 42 x 42 x 29 | 85 | 68 | 5.5 | <b>\$4181</b> |

- For a thermally fused top (L), specify model GC3773-LC.
- For a high pressure laminate top (H), specify model GC3773-HC.
- For a wood top (W), specify model GC3773-WC.

Features **Chippendale** legs. 29" high. Standard with solid wood legs and apron.

| DINING TABLES   | MODEL#    | DIMENSIONS   | FREIGHT CLASS | WT/LBS. | CUBIC FT. | LIST PRICE |
|---|-----------|--------------|---------------|---------|-----------|------------|
|    |           | D x W x H    |               |         |           |            |
|   | GC3773-LP | 42 x 42 x 29 | 85            | 68      | 5.5       | \$2342     |
|   | GC3773-HP | 42 x 42 x 29 | 85            | 68      | 5.5       | \$2683     |
|   | GC3773-WP | 42 x 42 x 29 | 85            | 68      | 5.5       | \$4181     |
|    |           |              |               |         |           |            |
|   | GC3773-LT | 42 x 42 x 29 | 85            | 68      | 5.5       | \$2342     |
|   | GC3773-HT | 42 x 42 x 29 | 85            | 68      | 5.5       | \$2683     |
|   | GC3773-WT | 42 x 42 x 29 | 85            | 68      | 5.5       | \$4181     |
|    |           |              |               |         |           |            |
|   | GC3774-LC | 60 x 42 x 29 | 85            | 97      | 7.5       | \$2666     |
|   | GC3774-HC | 60 x 42 x 29 | 85            | 97      | 7.5       | \$3154     |
|   | GC3774-WC | 60 x 42 x 29 | 85            | 97      | 7.5       | \$5231     |
|  |           |              |               |         |           |            |
|   | GC3774-LP | 60 x 42 x 29 | 85            | 97      | 7.5       | \$2666     |
|   | GC3774-HP | 60 x 42 x 29 | 85            | 97      | 7.5       | \$3154     |
|   | GC3774-WP | 60 x 42 x 29 | 85            | 97      | 7.5       | \$5231     |
|  |           |              |               |         |           |            |
|   | GC3774-LT | 60 x 42 x 29 | 85            | 97      | 7.5       | \$2666     |
|   | GC3774-HT | 60 x 42 x 29 | 85            | 97      | 7.5       | \$3154     |
|   | GC3774-WT | 60 x 42 x 29 | 85            | 97      | 7.5       | \$5231     |

• For a thermally fused top (L), specify model GC3773-LP.

• For a high pressure laminate top (H), specify model GC3773-HP.

• For a wood top (W), specify model GC3773-WP.

Features **Post** legs. 29" high. Standard with solid wood legs and apron. Post legs are 1 1/3" in diameter.

• For a thermally fused top (L), specify model GC3773-LT.

• For a high pressure laminate top (H), specify model GC3773-HT.

• For a wood top (W), specify model GC3773-WT.

Features **Tapered** legs. 29" high. Standard with solid wood legs and apron.

• For a thermally fused top (L), specify model GC3774-LC.

• For a high pressure laminate top (H), specify model GC3774-HC.

• For a wood top (W), specify model GC3774-WC.

Features **Chippendale** legs. 29" high. Standard with solid wood legs and apron.

• For a thermally fused top (L), specify model GC3774-LP.

• For a high pressure laminate top (H), specify model GC3774-HP.

• For a wood top (W), specify model GC3774-WP.

Features **Post** legs. 29" high. Standard with solid wood legs and apron. Post legs are 1 1/3" in diameter.

• For a thermally fused top (L), specify model GC3774-LT.

• For a high pressure laminate top (H), specify model GC3774-HT.

• For a wood top (W), specify model GC3774-WT.

Features **Tapered** legs. 29" high. Standard with solid wood legs and apron.

| NOTES | MODEL# | DIMENSIONS<br>D x W x H | FREIGHT CLASS | WT/LBS. | CUBIC FT. | LIST PRICE |
|-------|--------|-------------------------|---------------|---------|-----------|------------|
|-------|--------|-------------------------|---------------|---------|-----------|------------|

**Notes:** Please specify all substitutions and options.

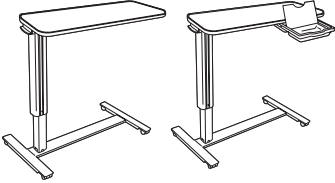
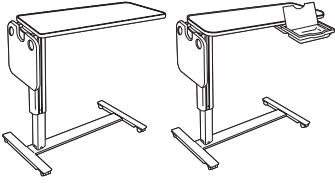
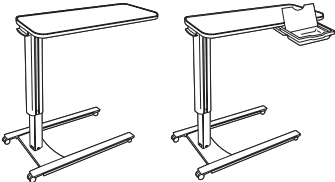
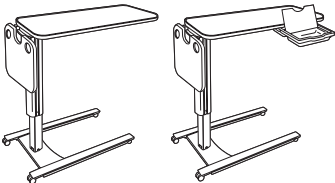
- Tops are available in various shapes: rectangular, kidney, peanut and jellybean shapes.
- Bases are available in three styles: H-base, U-base and C-base.
- Bases feature a shock-absorbent gas spring cylinder for easy height adjustment and exposed steel with no plastic cover for easy cleaning of base and casters.
- Manufactured with the lowest base (less than 2"H) in the industry, overbed tables can easily be moved under any patient bed or seating.
- Thermofoil top comes standard with seamless spillguard edge that holds up to 36 oz of liquid. For no spillguard, specify **(NSP)**. Add **\$100**.
- Overbed tables come standard with four non-locking casters.
- For two locking and two non-locking casters, please specify **2L** when ordering the overbed table. Add **\$89**.
- For four locking casters, please specify **LC** when ordering the overbed table. Add **\$178**.
- Refer to the following lists when selecting a finish color. Must specify both a top color and base color at time of order all tables.

#### Thermofoil Tops

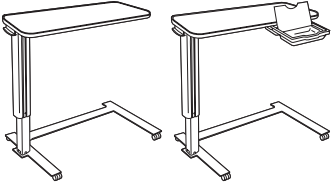
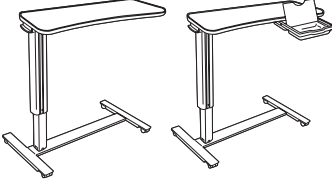
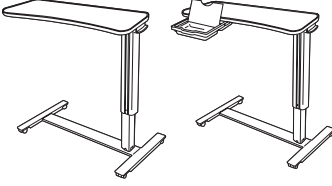
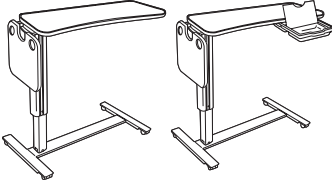
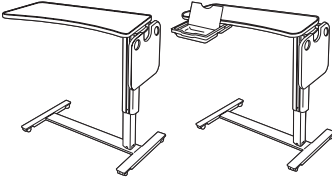
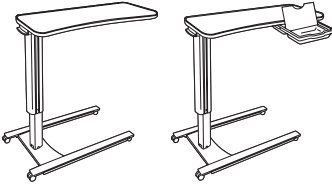
Candlelight (TCL)  
Chocolate Pear (TCP)  
Dolce Vita (TDV)  
Hard Rock Maple (THM)  
Medium Oak (TMO)  
Snow White (SNW)

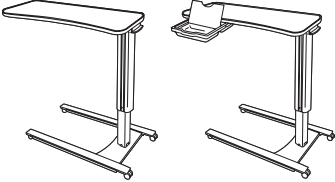
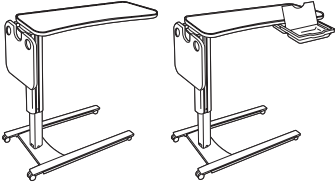
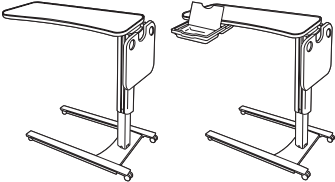
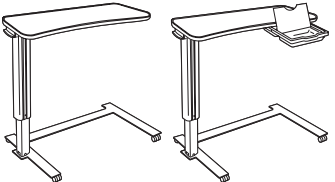
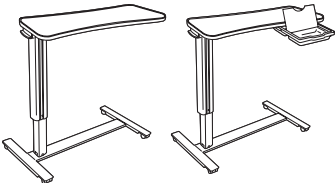
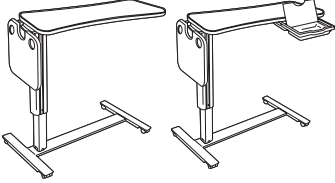
#### Bases

Almond (AL)  
Graphite Grey (GG)  
Nevada (NV)

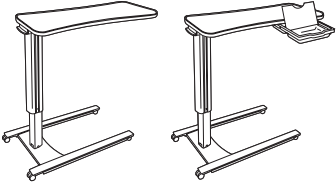
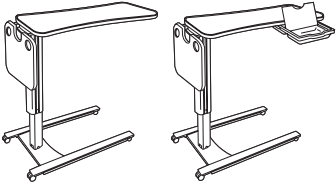
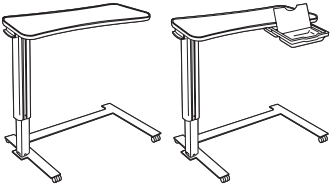
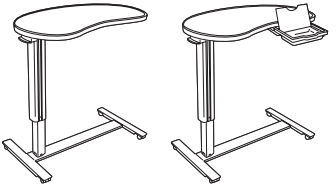
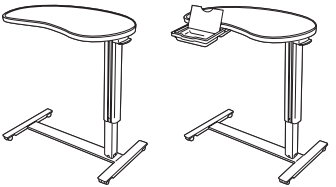
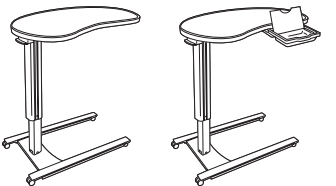
| OVERBED TABLES  | MODEL #                     | DIMENSIONS<br>D x W x H | FREIGHT CLASS | WT/LBS. | CUBIC FT. | LIST PRICE    |
|---|-----------------------------|-------------------------|---------------|---------|-----------|---------------|
|  <p><b>Rectangular Thermofoil Spillguard Top w/H Base</b></p>  | GC3554                      | 18 x 34 x 28-42         | 250           | 35      | 13.4      | <b>\$1889</b> |
|   | GC3554V<br>w/Vanity drawer  | 18 x 34 x 28-42         | 250           | 37      | 13.4      | <b>\$2177</b> |
| <ul style="list-style-type: none"> <li>• Dual vanity drawer with mirror slides out from either side of the table.</li> </ul> <p>Thermofoil top with seamless spillguard edge. Height adjustable steel base. 1 per carton.</p>   |                             |                         |               |         |           |               |
|  <p><b>Rectangular Thermofoil Spillguard Top w/Flip-Top Surface and H Base</b></p>   | GC3554F                     | 18 x 48 x 28-42         | 250           | 40      | 13.4      | <b>\$2730</b> |
|   | GC3554VF<br>w/Vanity drawer | 18 x 48 x 28-42         | 250           | 42      | 13.4      | <b>\$3018</b> |
| <ul style="list-style-type: none"> <li>• Dual vanity drawer with mirror slides out from either side of the table.</li> </ul> <p>Thermofoil top with seamless spillguard edge. One-hand activation flip-top provides a secondary surface with two cupholders, can hold up to 10 lbs. Height adjustable steel base. 1 per carton.</p> |                             |                         |               |         |           |               |
|  <p><b>Rectangular Thermofoil Spillguard Top w/U Base</b></p>  | GC3555                      | 19 x 34 x 28-42         | 250           | 35      | 13.4      | <b>\$1792</b> |
|   | GC3555V<br>w/Vanity drawer  | 19 x 34 x 28-42         | 250           | 37      | 13.4      | <b>\$2082</b> |
| <ul style="list-style-type: none"> <li>• Dual vanity drawer with mirror slides out from either side of the table.</li> </ul> <p>Thermofoil top with seamless spillguard edge. Height adjustable steel base. 1 per carton.</p>   |                             |                         |               |         |           |               |
|  <p><b>Rectangular Thermofoil Spillguard Top w/Flip-Top Surface and U Base</b></p>   | GC3555F                     | 19 x 46 x 28-42         | 250           | 40      | 13.4      | <b>\$2633</b> |
|   | GC3555VF<br>w/Vanity drawer | 19 x 46 x 28-42         | 250           | 42      | 13.37     | <b>\$2922</b> |
| <ul style="list-style-type: none"> <li>• Dual vanity drawer with mirror slides out from either side of the table.</li> </ul> <p>Thermofoil top with seamless spillguard edge. One-hand activation flip-top provides a secondary surface with two cupholders, can hold up to 10 lbs. Height adjustable steel base. 1 per carton.</p> |                             |                         |               |         |           |               |

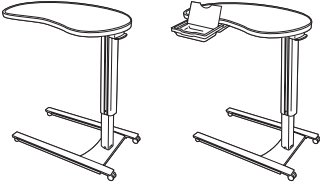
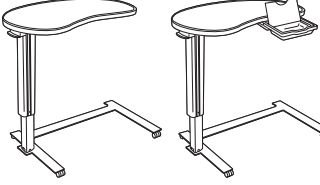
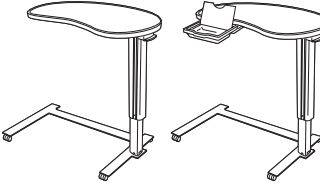

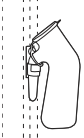

# 0 OVERBED TABLES

| OVERBED TABLES  | MODEL#                       | DIMENSIONS<br>D x W x H | FREIGHT CLASS | WT/LBS. | CUBIC FT. | LIST PRICE    |
|---|------------------------------|-------------------------|---------------|---------|-----------|---------------|
|  <p><b>Rectangular Thermofoil Spillguard Top w/C Base</b></p>   | GC3556                       | 21 x 32 x 28-42         | 300           | 35      | 19        | <b>\$2018</b> |
|   | GC3556V<br>w/Vanity drawer   | 21 x 32 x 28-42         | 300           | 37      | 19        | <b>\$2306</b> |
| <ul style="list-style-type: none"> <li>Dual vanity drawer with mirror slides out from either side of the table.</li> </ul> <p>Thermofoil top with seamless spillguard edge. Height adjustable steel base. 1 per carton.</p>   |                              |                         |               |         |           |               |
|  <p><b>Kidney Shaped Thermofoil Spillguard Top w/H Base - LEFT</b></p>  | GC3557L                      | 19 x 34 x 28-42         | 250           | 35      | 13.4      | <b>\$1978</b> |
|   | GC3557LV<br>w/Vanity drawer  | 19 x 34 x 28-42         | 250           | 37      | 13.4      | <b>\$2269</b> |
| <ul style="list-style-type: none"> <li>Dual vanity drawer with mirror slides out from either side of the table.</li> </ul> <p><b>Left</b> hand side table. Thermofoil top with seamless spillguard edge. Height adjustable steel base. 1 per carton.</p>  |                              |                         |               |         |           |               |
|  <p><b>Kidney Shaped Thermofoil Spillguard Top w/H Base - RIGHT</b></p>   | GC3557R                      | 19 x 34 x 28-42         | 250           | 35      | 13.4      | <b>\$1978</b> |
|   | GC3557RV<br>w/Vanity drawer  | 19 x 34 x 28-42         | 250           | 37      | 13.4      | <b>\$2269</b> |
| <ul style="list-style-type: none"> <li>Dual vanity drawer with mirror slides out from either side of the table.</li> </ul> <p><b>Right</b> hand side table. Thermofoil top with seamless spillguard edge. Height adjustable steel base. 1 per carton.</p>   |                              |                         |               |         |           |               |
|  <p><b>Kidney Shaped Thermofoil Spillguard Top w/Flip-Top Surface and H-Base, LEFT</b></p>  | GC3557LF                     | 19 x 46 x 28-42         | 250           | 40      | 13.4      | <b>\$2917</b> |
|   | GC3557LVF<br>w/Vanity drawer | 19 x 46 x 28-42         | 250           | 42      | 13.4      | <b>\$3203</b> |
| <ul style="list-style-type: none"> <li>Dual vanity drawer with mirror slides out from either side of the table.</li> </ul> <p><b>Left</b> hand side table. Thermofoil top with seamless spillguard edge. One-hand activation flip-top provides a secondary surface with two cupholders, can hold up to 10 lbs. Height adjustable steel base. 1 per carton.</p>  |                              |                         |               |         |           |               |
|  <p><b>Kidney Shaped Thermofoil Spillguard Top w/Flip-Top Surface and H-Base, RIGHT</b></p>   | GC3557RF                     | 19 x 46 x 28-42         | 250           | 40      | 13.4      | <b>\$2917</b> |
|   | GC3557RVF<br>w/Vanity drawer | 19 x 46 x 28-42         | 250           | 42      | 13.4      | <b>\$3203</b> |
| <ul style="list-style-type: none"> <li>Dual vanity drawer with mirror slides out from either side of the table.</li> </ul> <p><b>Right</b> hand side table. Thermofoil top with seamless spillguard edge. One-hand activation flip-top provides a secondary surface with two cupholders, can hold up to 10 lbs. Height adjustable steel base. 1 per carton.</p> |                              |                         |               |         |           |               |
|  <p><b>Kidney Shaped Thermofoil Spillguard Top w/U Base - LEFT</b></p>  | GC3558L                      | 19 x 34 x 28-42         | 250           | 35      | 13.4      | <b>\$1884</b> |
|   | GC3558LV<br>w/Vanity drawer  | 19 x 34 x 28-42         | 250           | 37      | 13.4      | <b>\$2172</b> |
| <ul style="list-style-type: none"> <li>Dual vanity drawer with mirror slides out from either side of the table.</li> </ul> <p><b>Left</b> hand side table. Thermofoil top with seamless spillguard edge. Height adjustable steel base. 1 per carton.</p>  |                              |                         |               |         |           |               |

| OVERBED TABLES   | MODEL#  | DIMENSIONS<br>D x W x H | FREIGHT CLASS | WT./LBS. | CUBIC FT. | LIST PRICE    |
|--|---|-------------------------|---------------|----------|-----------|---------------|
|  <p><b>Kidney Shaped Thermofoil Spillguard Top w/U Base - RIGHT</b></p>                     | GC3558R   | 19 x 34 x 28-42         | 250           | 35       | 13.4      | <b>\$1884</b> |
|  | GC3558RV<br>w/Vanity drawer   | 19 x 34 x 28-42         | 250           | 37       | 13.4      | <b>\$2172</b> |
|  | <ul style="list-style-type: none"> <li>• Dual vanity drawer with mirror slides out from either side of the table.</li> </ul> <p><b>Right</b> hand side table. Thermofoil top with seamless spillguard edge. Height adjustable steel base. 1 per carton.</p>   |                         |               |          |           |               |
|  <p><b>Kidney Shaped Thermofoil Spillguard Top w/Flip-Top Surface and U-Base, LEFT</b></p>  | GC3558LF  | 19 x 48 x 28-42         | 250           | 40       | 13.4      | <b>\$2819</b> |
|  | GC3558LVF<br>w/Vanity drawer  | 19 x 48 x 28-42         | 250           | 42       | 13.4      | <b>\$3109</b> |
|  | <ul style="list-style-type: none"> <li>• Dual vanity drawer with mirror slides out from either side of the table.</li> </ul> <p><b>Left</b> hand side table. Thermofoil top with seamless spillguard edge. One-hand activation flip-top provides a secondary surface with two cupholders, can hold up to 10 lbs. Height adjustable steel base. 1 per carton.</p>  |                         |               |          |           |               |
|  <p><b>Kidney Shaped Thermofoil Spillguard Top w/Flip-Top Surface and U-Base, RIGHT</b></p> | GC3558RF  | 19 x 48 x 28-42         | 250           | 40       | 13.4      | <b>\$2819</b> |
|  | GC3558RVF<br>w/Vanity drawer  | 19 x 48 x 28-42         | 250           | 42       | 13.4      | <b>\$3109</b> |
|  | <ul style="list-style-type: none"> <li>• Dual vanity drawer with mirror slides out from either side of the table.</li> </ul> <p><b>Right</b> hand side table. Thermofoil top with seamless spillguard edge. One-hand activation flip-top provides a secondary surface with two cupholders, can hold up to 10 lbs. Height adjustable steel base. 1 per carton.</p> |                         |               |          |           |               |
|  <p><b>Kidney Shaped Thermofoil Spillguard Top w/C Base - LEFT</b></p>                    | GC3559L   | 22 x 33 x 28-42         | 300           | 35       | 19        | <b>\$2107</b> |
|  | GC3559LV<br>w/Vanity drawer   | 22 x 33 x 28-42         | 300           | 37       | 19        | <b>\$2396</b> |
|  | <ul style="list-style-type: none"> <li>• Dual vanity drawer with mirror slides out from either side of the table.</li> </ul> <p><b>Left</b> hand side table. Thermofoil top with seamless spillguard edge. Height adjustable steel base. 1 per carton.</p>  |                         |               |          |           |               |
|  <p><b>Peanut Shaped Thermofoil Spillguard Top w/H Base</b></p>                           | GC3560  | 19 x 34 x 28-42         | 250           | 35       | 13.4      | <b>\$1978</b> |
|  | GC3560V<br>w/Vanity drawer  | 19 x 34 x 28-42         | 250           | 37       | 13.4      | <b>\$2269</b> |
|  | <ul style="list-style-type: none"> <li>• Dual vanity drawer with mirror slides out from either side of the table.</li> </ul> <p>Thermofoil top with seamless spillguard edge. Height adjustable steel base. 1 per carton.</p>   |                         |               |          |           |               |
|  <p><b>Peanut Shaped Thermofoil Spillguard Top w/Flip-Top Surface and H Base</b></p>      | GC3560F   | 48 x 19 x 28-42         | 250           | 40       | 13.4      | <b>\$2917</b> |
|  | GC3560VF<br>w/Vanity drawer   | 48 x 19 x 28-42         | 250           | 42       | 13.4      | <b>\$3203</b> |
|  | <ul style="list-style-type: none"> <li>• Dual vanity drawer with mirror slides out from either side of the table.</li> </ul> <p>Thermofoil top with seamless spillguard edge. One-hand activation flip-top provides a secondary surface with two cupholders, can hold up to 10 lbs. Height adjustable steel base. 1 per carton.</p>                               |                         |               |          |           |               |

# 0 OVERBED TABLES

| OVERBED TABLES  | MODEL#                      | DIMENSIONS<br>D x W x H | FREIGHT CLASS | WT/LBS. | CUBIC FT. | LIST PRICE    |
|---|-----------------------------|-------------------------|---------------|---------|-----------|---------------|
|  <p><b>Peanut Shaped Thermofoil Spillguard Top w/U Base</b></p>   | GC3561                      | 19 x 34 x 28-42         | 250           | 35      | 13.4      | <b>\$1884</b> |
|   | GC3561V<br>w/Vanity drawer  | 19 x 34 x 28-42         | 250           | 37      | 13.4      | <b>\$2172</b> |
| <ul style="list-style-type: none"> <li>Dual vanity drawer with mirror slides out from either side of the table.</li> </ul> <p>Thermofoil top with seamless spillguard edge. Height adjustable steel base. 1 per carton.</p>   |                             |                         |               |         |           |               |
|  <p><b>Peanut Shaped Thermofoil Spillguard Top w/Flip-Top Surface and U Base</b></p>  | GC3561F                     | 19 x 48 x 28-42         | 250           | 40      | 13.4      | <b>\$2819</b> |
|   | GC3561VF<br>w/Vanity drawer | 19 x 48 x 28-42         | 250           | 42      | 13.4      | <b>\$3109</b> |
| <ul style="list-style-type: none"> <li>Dual vanity drawer with mirror slides out from either side of the table.</li> </ul> <p>Thermofoil top with seamless spillguard edge. One-hand activation flip-top provides a secondary surface with two cupholders, can hold up to 10 lbs. Height adjustable steel base. 1 per carton.</p> |                             |                         |               |         |           |               |
|  <p><b>Peanut Shaped Thermofoil Spillguard Top w/C Base</b></p>   | GC3562                      | 22 x 33 x 28-42         | 300           | 35      | 19        | <b>\$2107</b> |
|   | GC3562V<br>w/Vanity drawer  | 22 x 33 x 28-42         | 300           | 37      | 19        | <b>\$2396</b> |
| <ul style="list-style-type: none"> <li>Dual vanity drawer with mirror slides out from either side of the table.</li> </ul> <p>Thermofoil top with seamless spillguard edge. Height adjustable steel base. 1 per carton.</p>   |                             |                         |               |         |           |               |
|  <p><b>Jellybean Shaped Thermofoil Spillguard Top w/H Base - LEFT</b></p>   | GC3563L                     | 22 x 35 x 28-42.5       | 250           | 35      | 13.4      | <b>\$2241</b> |
|   | GC3563LV<br>w/Vanity drawer | 22 x 35 x 28-42.5       | 250           | 37      | 13.4      | <b>\$2529</b> |
| <ul style="list-style-type: none"> <li>Dual vanity drawer with mirror slides out from either side of the table.</li> </ul> <p><b>Left</b> hand side table. Thermofoil top with seamless spillguard edge. Height adjustable steel base. 1 per carton.</p>  |                             |                         |               |         |           |               |
|  <p><b>Jellybean Shaped Thermofoil Spillguard Top w/H Base - RIGHT</b></p>  | GC3563R                     | 22 x 35 x 28-42.5       | 250           | 35      | 13.4      | <b>\$2241</b> |
|   | GC3563RV<br>w/Vanity drawer | 22 x 35 x 28-42.5       | 250           | 37      | 13.4      | <b>\$2529</b> |
| <ul style="list-style-type: none"> <li>Dual vanity drawer with mirror slides out from either side of the table.</li> </ul> <p><b>Right</b> hand side table. Thermofoil top with seamless spillguard edge. Height adjustable steel base. 1 per carton.</p>   |                             |                         |               |         |           |               |
|  <p><b>Jellybean Shaped Thermofoil Spillguard Top w/U Base - LEFT</b></p>   | GC3564L                     | 22 x 36 x 28-42.5       | 250           | 35      | 13.4      | <b>\$2145</b> |
|   | GC3564LV<br>w/Vanity drawer | 22 x 36 x 28-42.5       | 250           | 37      | 13.4      | <b>\$2433</b> |
| <ul style="list-style-type: none"> <li>Dual vanity drawer with mirror slides out from either side of the table.</li> </ul> <p><b>Left</b> hand side table. Thermofoil top with seamless spillguard edge. Height adjustable steel base. 1 per carton.</p>  |                             |                         |               |         |           |               |

| OVERBED TABLES  | MODEL#  | DIMENSIONS        | FREIGHT CLASS | WT/LBS. | CUBIC FT. | LIST PRICE    |
|---|---|-------------------|---------------|---------|-----------|---------------|
|  <p><b>Jellybean Shaped Thermofoil Spillguard Top w/U Base - RIGHT</b></p> |   | <b>D x W x H</b>  |               |         |           |               |
|   | GC3564R   | 22 x 36 x 28-42.5 | 250           | 35      | 13.4      | <b>\$2145</b> |
|   | GC3564RV<br>w/Vanity drawer   | 22 x 36 x 28-42.5 | 250           | 37      | 13.4      | <b>\$2433</b> |
|   | <ul style="list-style-type: none"> <li>• Dual vanity drawer with mirror slides out from either side of the table.</li> </ul> <p><b>Right</b> hand side table. Thermofoil top with seamless spillguard edge. Height adjustable steel base. 1 per carton.</p> |                   |               |         |           |               |
|  <p><b>Jellybean Shaped Thermofoil Spillguard Top w/C Base - LEFT</b></p>  | GC3565L   | 22 x 36 x 28-42.5 | 300           | 35      | 19        | <b>\$2369</b> |
|   | GC3565LV<br>w/Vanity drawer   | 22 x 36 x 28-42.5 | 300           | 37      | 19        | <b>\$2659</b> |
|   | <ul style="list-style-type: none"> <li>• Dual vanity drawer with mirror slides out from either side of the table.</li> </ul> <p><b>Left</b> hand side table. Thermofoil top with seamless spillguard edge. Height adjustable steel base. 1 per carton.</p>  |                   |               |         |           |               |
|   |   |                   |               |         |           |               |
|  <p><b>Jellybean Shaped Thermofoil Spillguard Top w/C Base - RIGHT</b></p> | GC3565R   | 22 x 36 x 28-42.5 | 300           | 35      | 19        | <b>\$2369</b> |
|   | GC3565RV<br>w/Vanity drawer   | 22 x 36 x 28-42.5 | 300           | 37      | 19        | <b>\$2659</b> |
|   | <ul style="list-style-type: none"> <li>• Dual vanity drawer with mirror slides out from either side of the table.</li> </ul> <p><b>Right</b> hand side table. Thermofoil top with seamless spillguard edge. Height adjustable steel base. 1 per carton.</p> |                   |               |         |           |               |
|   |   |                   |               |         |           |               |
| ACCESSORIES   | MODEL#  | DIMENSIONS        | FREIGHT CLASS | WT/LBS. | CUBIC FT. | LIST PRICE    |
|  <p><b>Storage Basket</b></p>  | GC3566  | 6 x 10 x 9        | 150           | 2       | 0.4       | <b>\$293</b>  |
|   | Storage basket hooks on either side of the integrated accessory rail of the overbed table. 1 per carton.  |                   |               |         |           |               |
|  <p><b>Urinal Hook</b></p>   | GC3567  | --                | 70            | 1       | 0.01      | <b>\$100</b>  |
|   | Hooks on either side of the integrated accessory rail of the overbed table. Bottle not included. 1 per carton.  |                   |               |         |           |               |
|  <p><b>Locking Casters</b></p>   | GC3568-UPCH   | --                | 250           | 2       | 1         | <b>\$49</b>   |
|   | Price is for 1.   |                   |               |         |           |               |



Notes: Please specify all substitutions and options.

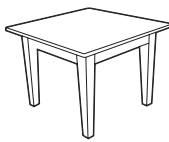

- Primacare table legs complement and work seamlessly with Primacare seating.
- Solid wood legs and apron.
- All connections are metal-to-metal inserts and fasteners.
- Shipped easy to assemble.
- 2mm edging color coordinated with laminate finish is standard for all tops. Finish must specified at time of order.
- Tops are 1" thick and high pressure laminate (**HP**).
- Refer to the following lists when selecting a finish color. Must specify both a top color and leg finish at time of order.

#### Wood Legs

Absolute (AAM)  
 Cherry (ACM)  
 English Oak (EOM)  
 Espresso Cafe (ECM)  
 Fruitwood (TFM)  
 Gray (HGM)  
 Honey (AHM)  
 Jet Onyx (JOM)  
 Mahogany (TMM)  
 Maple (AVM)  
 Medium Walnut (MWM)  
 Natural Walnut (NLW)  
 Night (ASM)  
 Noce Biondo (NBM)  
 Noce Grigio (NGM)  
 Noce Leggero (NEM)  
 Noce Medio (NMM)  
 Sandy Beach (SBM)  
 Shaker Cherry (SKM)  
 Walnut (TWM)  
 White (WHM)  
 WC Cream (WTM)  
 Winter Cherry (WCM)

#### High Pressure Laminate (HP) Tops

Absolute Acajou (ACJ)  
 Asian Night (ASN)  
 Avant Cherry (W357)  
 Avant Honey (W356)  
 Blizzard (BZD)  
 Brushed Cobalt (BRC)  
 Clear Maple (CMB)  
 Custom Grey (CGY)  
 Dark Espresso (W142)  
 Designer White (DWT)  
 Fashionista (FAS)  
 First Class (FCL)  
 Noce Biondo (NBL)  
 Noce Grigio (NGL)  
 Noce Leggero (NEL)  
 Noce Medio (NML)  
 Quartered Mahogany (QTM)  
 Sheer Beauty (SBL)  
 Stonedust (SDT)  
 Walnut Heights (WHE)  
 White Chocolate (WHC)  
 Winter Cherry (WCR)

| PRIMACARE TABLES  | MODEL#   | DIMENSIONS   | FREIGHT CLASS | WT/LBS. | CUBIC FT. | LIST PRICE    |
|---|--|--------------|---------------|---------|-----------|---------------|
|  <p><b>Square End Table, High Pressure</b></p>         | GC3664-HP  | 22 x 22 x 17 | 250           | 22      | 6.75      | <b>\$1466</b> |
|   | <ul style="list-style-type: none"> <li>• Power and data can be added on the surface of the table. Order power/data module GC36410, see page 201.</li> </ul> <p>Coordinating edge and solid wood frame. 1 per carton.</p> |              |               |         |           |               |
|  <p><b>Rectangular Coffee Table, High Pressure</b></p> | GC3665-HP  | 42 x 21 x 15 | 250           | 35      | 11        | <b>\$1888</b> |
|   | <ul style="list-style-type: none"> <li>• Power and data can be added on the surface of the table. Order power/data module GC36410, see page 201.</li> </ul> <p>Coordinating edge and solid wood frame.</p>               |              |               |         |           |               |

Notes: Please specify all substitutions and options.

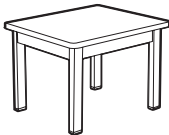

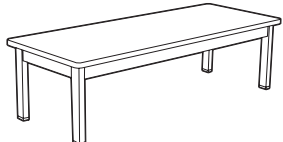
- Primacare table legs complement the lines of design to work seamlessly with Primacare seating.
- Legs are metal with laminate skirt.
- All connections are metal-to-metal inserts and fasteners.
- Thermofoil and solid surface material options are available on request, please contact your Global sales representative for a special quotation.
- Shipped easy to assemble.
- 2mm edging color coordinated with laminate finish is standard for all tops. Finish must specified at time of order.
- Tops are 1" thick and high pressure laminate (**HP**).
- Refer to the following lists when selecting a finish color. Must specify both a top color and leg finish at time of order.

**Metal Legs**

|     |                |
|-----|----------------|
| TBL | Black          |
| TTU | Tungsten       |
| TDW | Designer White |
| TSH | Shadow         |
| TNE | Nevada         |
| TLA | Latte          |
| TKA | Kalua          |
| TMO | Mocha          |
| TOA | Toast          |
| TFO | Fog            |
| TIV | Cloud          |
| TSN | Sand           |
| TFR | Frost          |

**High Pressure Laminate (HP) Tops**

|                       |                          |
|-----------------------|--------------------------|
| Absolute Acajou (ACJ) | Noce Grigio (NGL)        |
| Asian Night (ASN)     | Noce Leggero (NEL)       |
| Avant Cherry (W357)   | Noce Medio (NML)         |
| Avant Honey (W356)    | Quartered Mahogany (QTM) |
| Blizzard (BZD)        | Sheer Beauty (SBY)       |
| Brushed Cobalt (BRC)  | Stonedust (SDT)          |
| Clear Maple (CMB)     | Walnut Heights (WHE)     |
| Custom Grey (CGY)     | White Chocolate (WHC)    |
| Dark Espresso (W142)  | Winter Cherry (WCR)      |
| Designer White (DWT)  |                          |
| Fashionista (FAS)     |                          |
| First Class (FCL)     |                          |
| Noce Biondo (NBL)     |                          |

| PRIMACARE HT TABLES   | MODEL#  | DIMENSIONS   | FREIGHT CLASS | WT/LBS. | CUBIC FT. | LIST PRICE    |
|---|---|--------------|---------------|---------|-----------|---------------|
|  <p><b>Rectangular End Table, High Pressure</b></p>     | GC3661-HP   | 20 x 24 x 17 | 250           | 35      | 10.5      | <b>\$1463</b> |
|   | <ul style="list-style-type: none"> <li>• Power and data can be added on the surface of the table. Order power/data module GC36410, see page 201.</li> </ul> <p>Coordinating edge. 1.25" x 2" rectangular metal frame.</p> |              |               |         |           |               |
|  <p><b>Rectangular Coffee Table, High Pressure</b></p> | GC3662-HP   | 21 x 42 x 15 | 250           | 52      | 14        | <b>\$1859</b> |
|   | <ul style="list-style-type: none"> <li>• Power and data can be added on the surface of the table. Order power/data module GC36410, see page 201.</li> </ul> <p>Coordinating edge. 1.25" x 2" rectangular metal frame.</p> |              |               |         |           |               |
|  <p><b>Rectangular Coffee Table, High Pressure</b></p> | GC3663-HP   | 54 x 21 x 15 | 250           | 58      | 17.5      | <b>\$2259</b> |
|   | <ul style="list-style-type: none"> <li>• Power and data can be added on the surface of the table. Order power/data module GC36410, see page 201.</li> </ul> <p>Coordinating edge. 1.25" x 2" rectangular metal frame.</p> |              |               |         |           |               |

NOTES

D x W x H

- Four on the floor stability. Heavy duty steel legs are available in Black (TBL), Shadow (TSH), Toast (TOA) and Tungsten (TTU). Please specify leg finish color when placing order.
- Shipped RTA (ready to assemble).
- Adjustable 1.25" range Black plastic glides are standard.
- 2mm edging color coordinated with laminate finish is standard for all tops. Optional Black (BLK) edging is also available. Finish must be specified at time of order.
- Tablet tables are designed to accept the fixed tablet on all sides.
- Please specify all substitutions and options.
- 1" thick tops are available in thermally fused laminate (LP) and high pressure laminate (HP). Please select the appropriate model number for the finish you prefer.
- Refer to the following lists when selecting a finish color. Must specify both a top color and leg finish at time of order.
- For custom laminate or contrasting edge, please contact your Global sales representative for special quotation.

Thermally Fused Laminate (LP) Tops

- Absolute Acajou (ACJ)

Asian Night (ASN)

Avant Cherry (AWC)

Avant Honey (AWH)

Blizzard (BZD)

Brushed Cobalt (BRC)

Clear Maple (CMB)

Custom Grey (CGY)

Dark Espresso (DES)

Designer White (DWT)

Fashionista (FAS)
- First Class (FCL)

Noce Biondo (NBL)

Noce Grigio (NGL)

Noce Leggero (NEL)

Noce Medio (NML)

Quartered Mahogany (QTM)

Sheer Beauty (SBL)

Stonedust (SDT)

Walnut Heights (WHE)

White Chocolate (WHC)

Winter Cherry (WCR)

High Pressure Laminate (HP) Tops

- Absolute Acajou (ACJ)

Asian Night (ASN)

Avant Cherry (W357)

Avant Honey (W356)

Blizzard (BZD)

Brushed Cobalt (BRC)

Clear Maple (CMB)

Custom Grey (CGY)

Dark Espresso (W142)

Designer White (DWT)

Fashionista (FAS)
- First Class (FCL)

Noce Biondo (NBL)

Noce Grigio (NGL)

Noce Leggero (NEL)

Noce Medio (NML)

Quartered Mahogany (QTM)

Sheer Beauty (SBL)

Stonedust (SDT)

Walnut Heights (WHE)

White Chocolate (WHC)

Winter Cherry (WCR)



Dining Table - 36"



Dining Table - 42"



Tablet

|  | MODEL#   | DIMENSIONS      | FREIGHT CLASS | WT/LBS. | CUBIC FT. | LIST PRICE |
|--|----------|-----------------|---------------|---------|-----------|------------|
|  | GC3-36L  | 36 x 36 x 28.25 | 70            | 63.4    | 3.68      | \$1238     |
|  | GC3-36LH | 36 x 36 x 28.25 | 70            | 63.4    | 3.68      | \$1453     |
|  | GC3-42L  | 42 x 42 x 28.25 | 70            | 79.65   | 4.2       | \$1601     |
|  | GC3-42LH | 42 x 42 x 28.25 | 70            | 79.65   | 4.2       | \$1850     |
|  | GC3-NUG  | 10 x 24 x 1     | 70            | 15      | 0.8       | \$519      |
|  | GC3-NUGH | 10 x 24 x 1     | 70            | 15      | 0.8       | \$564      |

- For a thermally fused top (L), specify model GC3-36L.
- For a high pressure laminate top (H), specify model GC3-36LH.

Standard Black edge. 36" x 36" top accepts a tablet on all sides. Heavy duty steel legs are standard in Black Gloss (BLK). A variety of optional finishes are also available. Please Specify.

- Additional leg heights are available. Special quote is required.
- 2 cartons

- For a thermally fused top (L), specify model GC3-42L.
- For a high pressure laminate top (H), specify model GC3-42LH.

Standard Black edge. 42" x 42" top accepts a tablet on all sides. Heavy duty steel legs are standard in Black Gloss (BLK). A variety of optional finishes are also available. Please Specify.

- Additional leg heights are available. Special quote is required.
- 2 cartons

- For a thermally fused top (L), specify model GC3-NUG.
- For a high pressure laminate top (H), specify model GC3-NUGH.


Attachable tablet for above Tablet Tables. Attaches on any side to extend table by 24". Heavy duty steel mounting bracket is standard in Black.

TABLES


NOTES

D x W x H

- Organic shaped tops available in three sizes: 48" x 48", 59" x 59" or 59" x 90".
- Tops supported by 3" diameter fixed height post legs.
- Tops are available in 1" thick thermally fused laminate or 1-1/16" thick high pressure laminate
- Worksurface core is made of 45 lb. density particleboard
- Global's preferred (2mm flat edge) matching edge is standard
- Surfaces include factory-installed metal inserts for solid and secure leg connections
- Optional ergo-friendly edge is available at an upcharge (varies by item; see product for details).



Ergo friendly edge



2mm flat edge

- Writeable surface option available. High gloss White, non-magnetic dry-erase surface. Complementary or contrasting edge to be specified, darker edge finish recommended. Specify **(WRW)** for top finish. For upcharge, refer to finish option per product.

Thermally Fused and High Pressure Laminate Finishes:

|     |                 |     |                    |
|-----|-----------------|-----|--------------------|
| ACJ | Absolute Acajou | NBL | Noce Biondo        |
| ASN | Asian Night     | NGL | Noce Grigio        |
| AWC | Avant Cherry    | NEL | Noce Leggero       |
| AWH | Avant Honey     | NML | Noce Medio         |
| BLK | Black           | QTM | Quartered Mahogany |
| BZD | Blizzard        | SBY | Sheer Beauty       |
| BRC | Brushed Cobalt  | SDT | Stonedust          |
| CMB | Clear Maple     | SOG | Storm Grey         |
| CGY | Custom Grey     | WHE | Walnut Heights     |
| DES | Dark Espresso   | WHC | White Chocolate    |
| DWT | Designer White  | WCR | Winter Cherry      |
| FAS | Fashionista     | WRW | Writeable Surface* |
| FCL | First Class     |     | *Upcharge applies  |

2mm Thick Edgebanding:

|     |                 |     |                    |
|-----|-----------------|-----|--------------------|
| AAE | Absolute Acajou | FCL | First Class        |
| ASE | Asian Night     | FOG | Fog                |
| ACE | Avant Cherry    | LAB | Latte              |
| AHE | Avant Honey     | NBL | Noce Biondo        |
| BLK | Black           | NGL | Noce Grigio        |
| BZD | Blizzard        | NEL | Noce Leggero       |
| BRC | Brushed Cobalt  | NML | Noce Medio         |
| BZB | Buzz Blue       | QTM | Quartered Mahogany |
| CCT | Cactus          | SAR | Scarlet            |
| CRO | Carrot          | SHW | Shadow             |
| CME | Clear Maple     | SBY | Sheer Beauty       |
| CGY | Custom Grey     | SDT | Stonedust          |
| DEE | Dark Espresso   | SOG | Storm Grey         |
| DWE | Designer White  | WHE | Walnut Heights     |
| DJN | Dijon           | CBE | White Chocolate    |
| FAS | Fashionista     | WCE | Winter Cherry      |


Ergo Friendly Edge Finishes (optional - upcharge applies)

|     |                |
|-----|----------------|
| EBL | Black          |
| ECP | Latte          |
| ECG | Charcoal Grey  |
| EDW | Designer White |
| EGR | Grey           |

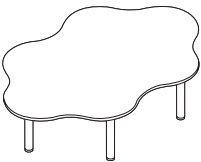
Leg Finishes:

|     |                |     |          |     |          |
|-----|----------------|-----|----------|-----|----------|
| TBL | Black          | TEG | Eggplant | TNE | Nevada   |
| TBZ | Buzz Blue      | TFO | Fog      | TSN | Sand     |
| TCC | Cactus         | TFR | Frost    | TSR | Scarlet  |
| TCR | Carrot         | TIN | Ink      | TSH | Shadow   |
| TIV | Cloud          | TKA | Kalua    | TOA | Toast    |
| TDW | Designer White | TLA | Latte    | TTU | Tungsten |
| TDJ | Dijon          | TMO | Mocha    |     |          |

4-6 PERSON GROUP TABLES



4-Person Table, 20"H



6-Person Table, 20"H

| MODEL#   | DIMENSIONS   | FREIGHT CLASS | WT/LBS. | CUBIC FT. | LIST PRICE | HP ADD | ERGO EDGE | WRW   |
|--|--------------|---------------|---------|-----------|------------|--------|-----------|-------|
| ZK4484820  | 48 x 48 x 20 | 60            | 92      | 7.10      | \$1160     | \$338  | \$97      | \$364 |
| ZK4595920  | 59 x 59 x 20 | 65            | 123     | 9         | \$1192     | \$400  | \$206     | \$544 |
| 4-person table includes top and four steel post legs. Top includes factory installed metal inserts for solid and secure leg connections. Legs are 3" in diameter x 19" high each with an adjustable 3" diameter plastic glide and a 6" x 6" metal top plate. Shipped easy to assemble in 5 cartons.  |              |               |         |           |            |        |           |       |
| ZK6599020  | 59 x 90 x 20 | 70            | 247.50  | 14        | \$1844     | \$700  | \$304     | \$900 |
| 6-person table includes top and seven steel post legs. Top includes factory installed metal inserts for solid and secure leg connections. Legs are 3" in diameter x 19" high each with an adjustable 3" diameter plastic glide and a 6" x 6" metal top plate. Shipped easy to assemble in 8 cartons. |              |               |         |           |            |        |           |       |

# seating

## Private + Public + Individual + Group Applications

|                             |    |                 |     |
|-----------------------------|----|-----------------|-----|
| Application guidelines..... | 57 | GC Citi.....    | 119 |
| Adeline.....                | 58 | GC Comet.....   | 120 |
| Bishop.....                 | 59 | GC Islands..... | 121 |
| Calidon.....                | 60 | GC Sidero.....  | 122 |
| Chap.....                   | 68 | GC Sirena.....  | 132 |
| Coast.....                  | 70 | GC Vitrola..... | 138 |
| Collingwood.....            | 71 | GC Vion.....    | 134 |
| Desmond.....                | 73 | GC Wind.....    | 136 |
| Desmond HT.....             | 74 | Janna.....      | 141 |
| Doctor Buddy.....           | 76 | Nourish.....    | 143 |
| Dreme.....                  | 77 | Oakville.....   | 147 |
| Drift.....                  | 80 | Primacare.....  | 148 |
| Erin.....                   | 81 | River+.....     | 214 |
| Flap.....                   | 83 | Senator.....    | 215 |
| Foot Activated Stools.....  | 85 | Sleep-Eez.....  | 216 |
| Frolick.....                | 86 | Splash.....     | 86  |
| Gala II.....                | 91 | Strand.....     | 217 |
| GC Beach.....               | 92 | Willow.....     | 223 |
| GC Belong.....              | 93 | Wingback.....   | 237 |

| SERIES                | WOOD | METAL | BARIATRIC SEATING | DINING / CAFETERIA | GUEST SEATING | LOBBIES | LOUNGE / WAITING | OFFICE / MEETING | PATIENT ROOMS | RESIDENT ROOMS | STACKING | TREATMENT / EXAM ROOMS |
|-----------------------|------|-------|-------------------|--------------------|---------------|---------|------------------|------------------|---------------|----------------|----------|------------------------|
| ADELINE               |      | •     | •                 |                    | •             | •       | •                |                  | •             | •              |          | •                      |
| BISHOP                | •    |       |                   |                    |               | •       | •                |                  |               | •              |          |                        |
| CALIDON               | •    |       | •                 |                    | •             | •       | •                |                  | •             | •              |          | •                      |
| CHAP                  | •    |       |                   | •                  | •             | •       | •                | •                | •             | •              |          |                        |
| COAST                 | •    |       |                   |                    |               |         | •                |                  | •             | •              |          |                        |
| COLLINGWOOD           | •    |       |                   | •                  | •             | •       | •                |                  | •             | •              |          |                        |
| DESMOND               | •    |       |                   | •                  | •             | •       | •                | •                | •             | •              |          |                        |
| DESMOND HT            |      | •     | •                 | •                  | •             | •       | •                | •                | •             | •              |          |                        |
| DOCTOR BUDDY          |      | •     |                   | •                  |               |         |                  | •                | •             | •              |          | •                      |
| DREME                 |      |       |                   |                    |               |         |                  |                  | •             | •              |          |                        |
| ERIN                  | •    | •     |                   | •                  | •             | •       | •                |                  | •             | •              |          |                        |
| FLAP                  |      |       |                   | •                  | •             |         |                  |                  |               |                | •        | •                      |
| FOOT ACTIVATED STOOLS |      |       |                   | •                  |               |         |                  | •                | •             | •              |          | •                      |
| FROLICK               |      | •     | •                 | •                  | •             | •       | •                | •                | •             | •              | •        | •                      |
| GALA II               |      | •     |                   |                    |               |         |                  | •                |               |                |          | •                      |
| GC BEACH              | •    |       |                   | •                  | •             | •       | •                | •                | •             | •              |          |                        |
| GC BELONG             |      | •     | •                 |                    | •             | •       | •                |                  | •             | •              |          | •                      |
| GC CITI               |      | •     |                   |                    | •             | •       | •                |                  |               |                |          |                        |
| GC COMET              | •    | •     | •                 | •                  | •             | •       | •                | •                | •             | •              | •        | •                      |
| GC ISLANDS            | •    |       |                   | •                  | •             | •       | •                | •                | •             | •              |          |                        |
| GC SIDERO             |      | •     | •                 | •                  | •             | •       | •                | •                | •             | •              | •        | •                      |
| GC SIRENA             | •    |       |                   | •                  | •             | •       | •                | •                | •             | •              |          |                        |
| GC VION               |      |       |                   |                    |               |         |                  | •                |               |                |          |                        |
| GC VITROLA            | •    |       | •                 |                    | •             | •       | •                |                  | •             | •              |          |                        |
| GC WIND               |      | •     |                   |                    |               | •       | •                | •                | •             | •              |          |                        |
| JANNA                 | •    |       |                   | •                  | •             |         | •                | •                | •             | •              |          | •                      |
| NOURISH               |      | •     | •                 |                    |               |         | •                |                  | •             | •              |          | •                      |
| OAKVILLE              | •    |       |                   |                    | •             | •       | •                |                  | •             | •              |          |                        |
| OTTOMANS              | •    | •     |                   |                    | •             | •       | •                |                  | •             | •              |          | •                      |
| PRIMACARE             | •    |       | •                 | •                  | •             | •       | •                |                  | •             | •              |          | •                      |
| PRIMACARE HT          |      | •     | •                 | •                  | •             | •       | •                |                  | •             | •              |          | •                      |
| PRIMACARE MODULAR     | •    |       | •                 | •                  | •             | •       | •                |                  |               |                |          |                        |
| PRIMACARE WINGBACK    | •    | •     | •                 |                    | •             | •       | •                |                  | •             | •              |          |                        |
| SENATOR               | •    | •     |                   |                    |               | •       | •                |                  | •             | •              |          |                        |
| SLEEP-EEZ             |      |       |                   |                    | •             |         |                  |                  | •             | •              |          |                        |
| SPLASH                |      | •     |                   | •                  | •             | •       | •                | •                | •             | •              | •        | •                      |
| STRAND                | •    | •     | •                 |                    | •             | •       | •                |                  | •             | •              |          | •                      |
| THROW PILLOWS         |      |       |                   |                    |               | •       | •                |                  |               | •              |          |                        |
| WILLOW                |      | •     | •                 | •                  | •             | •       | •                | •                | •             | •              | •        | •                      |
| WINGBACK              | •    |       |                   |                    | •             | •       | •                |                  | •             | •              |          |                        |

ADELINE



model GC7680

STANDARD FEATURES

- Flex back moves with the user, providing comfort and support while seated.
- Sleek oval tube steel frame available in Black (TBL), Shadow (TSH), Toast (TOA), Tungsten (TTU), Latte (TLA), Mocha (TMO), Nevada (TNE), and Kalua (TKA). Please specify.
- Urethane armcaps are available in Black (BLK), Shadow (SHW), Toast (TOA), Latte (LAB), Mocha (J52), and Kalua (KAL). Please specify.
- Standard seat height on all models is 18"
- For healthcare textiles and finish options, visit the website at globalfurnituregroup.com
- For added comfort, seat and back are standard with high density Ultracell foam.





- Can be upholstered in standard Global textiles if healthcare compliance is not required.
- Standard glide is plastic.
- Shipped fully assembled.

OPTIONAL FEATURES

- For hard surface floors, specify opaque non-marking glides (NM). No upcharge.
- To add sealed seams to your product contact Customer Service. Upcharges vary.
- For moisture barrier on seat, please specify (MB). Add \$137 per seat.

SUGGESTED APPLICATIONS

- Guest seating
- Lobbies
- Lounge/Waiting
- Patient rooms
- Resident rooms
- Treatment/Exam rooms

| DESCRIPTION  | MODEL#                 | STANDARD FABRIC GRADES |        |        |                 |        |        |                 |        |        |        |        |        |
|--|------------------------|------------------------|--------|--------|-----------------|--------|--------|-----------------|--------|--------|--------|--------|--------|
|   |                        | COM                    | 2      | 3      | 4               | 5      | 6      | 7               | 8      | 9      | 10     | 11     | 12     |
|  | GC7680                 | \$1853                 | \$1881 | \$2034 | \$2118          | \$2242 | \$2288 | \$2392          | \$2594 | \$2697 | \$2882 | \$3140 | \$3462 |
|  |                        | OVERALL DIMENSIONS     |        |        | SEAT DIMENSIONS |        |        | BACK DIMENSIONS |        |        |        |        |        |
|  |                        | W                      | D      | H      | W               | D      | H      | W               | H      |        |        |        |        |
|  | Active weight 300 lbs. | 25.5                   | 28     | 45     | 19.5            | 18     | 18     | 18              | 27     |        |        |        |        |
| <b>Curved High Flex Back Armchair</b><br>COM Yardage: 2<br>Freight Class: 250<br>Product Weight (lbs.): 40<br>Cubic Feet Per Carton: 20                  |                        |                        |        |        |                 |        |        |                 |        |        |        |        |        |
|    |                        | COM                    | 2      | 3      | 4               | 5      | 6      | 7               | 8      | 9      | 10     | 11     | 12     |
|  | GC7681                 | \$1903                 | \$1971 | \$2136 | \$2224          | \$2356 | \$2406 | \$2521          | \$2735 | \$2843 | \$3041 | \$3319 | \$3662 |
|  |                        | OVERALL DIMENSIONS     |        |        | SEAT DIMENSIONS |        |        | BACK DIMENSIONS |        |        |        |        |        |
|  |                        | W                      | D      | H      | W               | D      | H      | W               | H      |        |        |        |        |
|  | Active weight 300 lbs. | 25.5                   | 28     | 45     | 19.5            | 18     | 18     | 18              | 27     |        |        |        |        |
| <b>Curved High Fixed Back Armchair</b><br>COM Yardage: 2<br>Freight Class: 250<br>Product Weight (lbs.): 46<br>Cubic Feet Per Carton: 20                 |                        |                        |        |        |                 |        |        |                 |        |        |        |        |        |
|   |                        | COM                    | 2      | 3      | 4               | 5      | 6      | 7               | 8      | 9      | 10     | 11     | 12     |
|  | GC7692                 | \$1760                 | \$1835 | \$1903 | \$1997          | \$2133 | \$2196 | \$2318          | \$2514 | \$2666 | \$2832 | \$3177 | \$3545 |
|  |                        | OVERALL DIMENSIONS     |        |        | SEAT DIMENSIONS |        |        | BACK DIMENSIONS |        |        |        |        |        |
|  |                        | W                      | D      | H      | W               | D      | H      | W               | H      |        |        |        |        |
|  | Active weight 300 lbs. | 25.5                   | 26.5   | 45     | 19.5            | 18.5   | 18     | 20              | 27     |        |        |        |        |
| <b>Contoured High Fixed Back Straight Top Armchair</b><br>COM Yardage: 2<br>Freight Class: 250<br>Product Weight (lbs.): 45<br>Cubic Feet Per Carton: 20 |                        |                        |        |        |                 |        |        |                 |        |        |        |        |        |
|   |                        | COM                    | 2      | 3      | 4               | 5      | 6      | 7               | 8      | 9      | 10     | 11     | 12     |
|  | GC7696                 | \$1757                 | \$1834 | \$1897 | \$1989          | \$2119 | \$2182 | \$2300          | \$2489 | \$2635 | \$2797 | \$3130 | \$3486 |
|  |                        | OVERALL DIMENSIONS     |        |        | SEAT DIMENSIONS |        |        | BACK DIMENSIONS |        |        |        |        |        |
|  |                        | W                      | D      | H      | W               | D      | H      | W               | H      |        |        |        |        |
|  | Active weight 300 lbs. | 25.5                   | 26.5   | 45     | 19.5            | 18.5   | 18     | 20              | 27     |        |        |        |        |
| <b>Contoured High Flex Back Straight Top Armchair</b><br>COM Yardage: 2<br>Freight Class: 250<br>Product Weight (lbs.): 43<br>Cubic Feet Per Carton: 20  |                        |                        |        |        |                 |        |        |                 |        |        |        |        |        |

BISHOP



model GC3751

STANDARD FEATURES




- Bishop offers a classic, traditional, rolled arm style design.
- Features removable and replaceable seat cushions
- Wood frame and hardwood block legs are available in a variety of finishes: ery (ACM), English Oak (EOM), Espresso Cafe (ECM), Fruitwood (TFM), Honey (AHM), Mahogany (TMM), Maple (AVM), Natural Walnut (NLW), Noce Biondo (NBM), Noce Grigio (NGM), Noce Leggero (NEM), Noce Medio (NMM), Sandy Beach (SKM), and Walnut (TWM). Please specify.
- For added comfort, seat and back are standard with high density Ultracell foam.
- Opaque non-marking glides are standard
- For healthcare textiles and finish options, visit the website at [globalfurnituregroup.com](http://globalfurnituregroup.com)
- Can be upholstered in standard Global textiles if healthcare compliance is not required.
- Shipped fully assembled.
- Standard glide is plastic.

OPTIONAL FEATURES

- For non-slip glides, specify **(NS)**. Add \$37
- For moisture barrier on seat, please specify **(MB)**. Add \$204 per seat.

SUGGESTED APPLICATIONS

- Lobbies
- Lounge/Waiting
- Resident rooms

| DESCRIPTION   |   | MODEL# | STANDARD FABRIC GRADES |        |        |                 |        |        |                 |         |         |         |         |         |
|---|---|--------|------------------------|--------|--------|-----------------|--------|--------|-----------------|---------|---------|---------|---------|---------|
|    | <b>Lounge Chair</b><br>COM Yardage: 7.25<br>Freight Class: 250<br>Product Weight (lbs.): 75<br>Cubic Feet Per Carton: 30.25   | GC3751 | COM                    | 2      | 3      | 4               | 5      | 6      | 7               | 8       | 9       | 10      | 11      | 12      |
|   |   |        | \$2737                 | \$3000 | \$3219 | \$3535          | \$3986 | \$4159 | \$4555          | \$5293  | \$5668  | \$6358  | \$7315  | \$8500  |
|   |   |        |                        |        |        |                 |        |        |                 |         |         |         |         |         |
|   |   |        | OVERALL DIMENSIONS     |        |        | SEAT DIMENSIONS |        |        | BACK DIMENSIONS |         |         |         |         |         |
|   |   |        | W                      | D      | H      | W               | D      | H      | W               | H       |         |         |         |         |
|   |   |        | 37                     | 32     | 34.5   | 21              | 18.5   | 17     | 28              | 17.5    |         |         |         |         |
|  | <b>Two Seat Sofa</b><br>COM Yardage: 8.75<br>Freight Class: 250<br>Product Weight (lbs.): 112<br>Cubic Feet Per Carton: 55.75 | GC3752 | COM                    | 2      | 3      | 4               | 5      | 6      | 7               | 8       | 9       | 10      | 11      | 12      |
|   |   |        | \$3866                 | \$4183 | \$4445 | \$4830          | \$5375 | \$5579 | \$6055          | \$6953  | \$7401  | \$8235  | \$9390  | \$10821 |
|   |   |        |                        |        |        |                 |        |        |                 |         |         |         |         |         |
|   |   |        | OVERALL DIMENSIONS     |        |        | SEAT DIMENSIONS |        |        | BACK DIMENSIONS |         |         |         |         |         |
|   |   |        | W                      | D      | H      | W               | D      | H      | W               | H       |         |         |         |         |
|   |   |        | 63.5                   | 32     | 34.5   | 47.5            | 18.5   | 17     | 55              | 17.5    |         |         |         |         |
|  | <b>Three Seat Sofa</b><br>COM Yardage: 12<br>Freight Class: 250<br>Product Weight (lbs.): 155<br>Cubic Feet Per Carton: 74.75 | GC3753 | COM                    | 2      | 3      | 4               | 5      | 6      | 7               | 8       | 9       | 10      | 11      | 12      |
|   |   |        | \$5715                 | \$6103 | \$6744 | \$7263          | \$7992 | \$8265 | \$8909          | \$10112 | \$10712 | \$11832 | \$13387 | \$15306 |
|   |   |        |                        |        |        |                 |        |        |                 |         |         |         |         |         |
|   |   |        | OVERALL DIMENSIONS     |        |        | SEAT DIMENSIONS |        |        | BACK DIMENSIONS |         |         |         |         |         |
|   |   |        | W                      | D      | H      | W               | D      | H      | W               | H       |         |         |         |         |
|   |   |        | 90                     | 32     | 34.5   | 74              | 18.5   | 17     | 82              | 17.5    |         |         |         |         |



CALIDON



GC36305  
Wood Lounge Single Seat,



GC36301  
Wood Guest Single Seat



GC36308  
Fully Upholstered Lounge Single Seat



For Calidon tables, see 65.

EXAMPLE CALIDON ORDER CODE:

|                      |                     |              |              |                      |
|----------------------|---------------------|--------------|--------------|----------------------|
| GC36308              | PU75                | PU75         | AAM          | NBS                  |
| Model #              | Back/Arm<br>textile | Seat textile | Frame Finish | Sealed Back<br>Seams |
| NSS                  | NB                  | NM           | SRT          |                      |
| Sealed Seat<br>Seams | Moisture<br>Barrier | Glides       | Power        |                      |

STANDARD FEATURES

- Calidon series consists of wood frame guest, lounge, bariatric and bench seating in addition to fully upholstered lounge seating. Freestanding and tandem/bridge tables also available to complement the line.
- Calidon is designed for the rigors of high use environments. Lounge units include metal frame supports.
- The seating in this series is available to specify with two textiles, one for the seat cushion and one for the back and arms (see model image).
- For pricing, start with the base price and add both back/arms graded textile upcharge and the seat graded textile upcharge.
- Frame design features a wall saver leg to prevent back contact and damage to walls.
- All guest and lounge chairs feature a clean out between seat and back, replaceable seat cushions and tall legs for ease of cleaning.
- For added comfort, seats are standard with high density Ultracell foam.
- Active weight capacity up to 400 lbs/seat for standard seating; up to 600 lbs for bariatric seating .
- For healthcare textiles, visit the website at [globalfurnituregroup.com](http://globalfurnituregroup.com).
- Textiles with a minimum of 100,000 double rubs must be specified to meet Global's 24/7 warranty coverage.
- Can be upholstered in standard Global textiles if Healthcare 24/7 warranty compliance is not required.
- For alternate textile applications, contact Global specials. The Blended Textile matrix does not apply to this series.
- Tandem table models connect to guest seating only. See Calidon tables.
- No seating or bench models gang together.
- Shipped fully assembled.

OPTIONAL FEATURES

- All guest and lounge models can be specified with or without armcaps. Urethane armcaps are available on Wood arm guest and lounge chairs. Solid surface armcaps are available on all chair models. Armcaps are field replaceable, securely fastened with metal-to-metal connectors. Armcaps cannot be retrofitted in the field on units with no existing armcaps.
- Fully upholstered lounge chairs can be specified with a tamperproof Black power/USB unit, which includes one AC outlet, two 10 watt USB ports, and a 10 ft long power cord. Power is factory installed and must be specified at time of order. Add **\$251** each. Power locations vary by model. See power location diagram.
- For moisture barrier on seat, specify **(MB)**. Upcharges vary, see model.
- To add sealed seams, specify **(SBS)** for seat back and arms and/or **(SSS)** for seat. Upcharges vary, see model.
- A tamperproof power unit is available to specify in various locations on closed arm lounge models only. See diagrams.

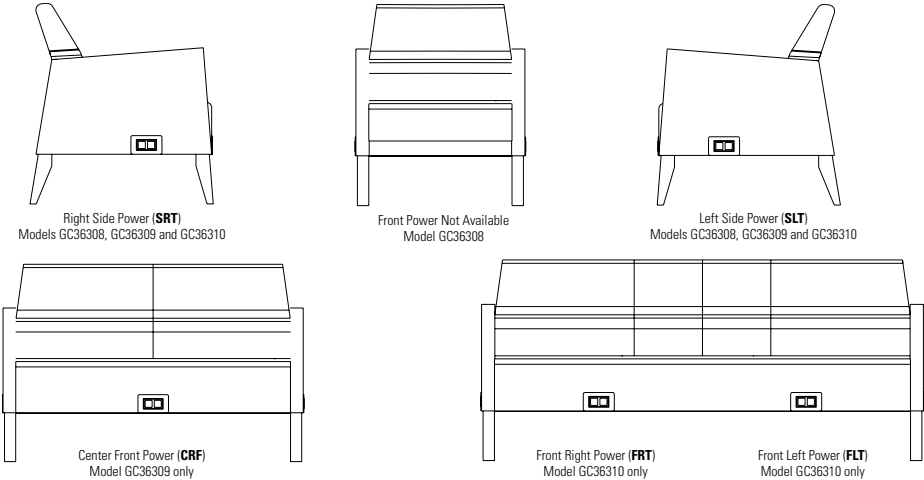
SUGGESTED APPLICATIONS






- Guest seating
- Lobby/Lounge
- Treatment/Exam rooms






Please add option codes in the following order:




- **Model number**  
See models.  
For Calidon tables, refer to 65
- **Back/Arm Textile**  
Specify textile code. See model grade upcharges.
- **Seat Textile**  
Specify textile code. See model grade upcharges.
- **Armcap option**  
**(FNA)** No armcaps  
**(FAC)** With armcaps. Upcharges vary, see model.
- **Frame finish**  
**(AAM)** Absolute  
**(BKM)** Black  
**(ACM)** Cherry  
**(EOM)** English Oak  
**(ECM)** Espresso Cafe  
**(TFM)** Fruitwood  
**(HGM)** Grey  
**(AHM)** Honey  
**(JOM)** Jet Onyx  
**(TMM)** Mahogany  
**(AVM)** Maple  
**(WHM)** White  
**(MWM)** Medium Walnut  
**(NLW)** Natural Walnut  
**(ASM)** Night  
**(NBM)** Noce Biondo  
**(NGM)** Noce Grigio  
**(NEM)** Noce Leggero  
**(NMM)** Noce Medio  
**(SBM)** Sandy Beach  
**(SKM)** Shaker Cherry  
**(TWM)** Walnut  
**(WTM)** WC Cream  
**(WCM)** Winter Cherry
- **Armcap finish**  
**(SSU)** Urethane (for wood arm models of guest and lounge seating with FAC specified).  
Urethane finishes (upcharges vary, see model):  
**(BLK)** Black  
**(KAL)** Kalua  
**(LAB)** Latte  
**(J52)** Mocha  
**(SHW)** Shadow  
**(TOA)** Toast  
**(CO)** Solid Surface (for all wood and fully upholstered arm models with FAC specified).  
Solid Surface Finishes:  
Grade 1: (Upcharges vary, see model)  
**(SWH)** Designer White  
Grade 2: (Upcharges vary, see model)  
**(SBT)** Beige Tempest  
**(SBX)** Black Onyx Mirage  
**(SMG)** Milk Glass Spectra  
**(SFW)** Frosty White Mirage  
**(SHS)** Hot Stone  
**(SNM)** Northern Melange
- **Sealed Back Seams** (Contact Customer Care for approved textiles.)  
**(NBS)** No sealed back seams  
**(SBS)** Sealed back seams. Upcharges vary, see model.
- **Sealed Seat Seams** (Contact Customer Care for approved textiles.)  
**(NSS)** No sealed seat seams  
**(SSS)** Sealed seat seams. Upcharges vary, see model.
- **Glides**  
**(NM)** Non-marking  
**(NS)** Non-slip  
Guest single seat, bariatric and lounge chairs, add \$31.  
Guest two seater, Add \$47.  
Guest three seater, add \$60.
- **Moisture Barrier** (seat only) (Not available with Sealed Seams)  
**(NB)** No moisture barrer  
**(MB)** Moisture barrier. Upcharges vary, see model.
- **Power/USB unit position** (lounge models only). Add **\$251**.  
**(NPM)** No power  
**(TPM)** Tamperproof power unit  
**(J)** Black  
**(SRT)** Side right  
**(SLT)** Side left  
**(FLT)** Front left (three seater only)  
**(FRT)** Front right (three seater only)  
**(CRF)** Center front (two seater only)  
**(SLR)** Side left and right. Add **\$498**.  
**(FLR)** Front left and right. Add **\$498**.

POWER LOCATION DIAGRAM



| DESCRIPTION  | MODEL#/ FEATURES |   | STANDARD TEXTILE GRADES |               |               |                 |               |               |                 |               |                |                |                |                |
|--|------------------|---|-------------------------|---------------|---------------|-----------------|---------------|---------------|-----------------|---------------|----------------|----------------|----------------|----------------|
|  |                  |   | 1/COM                   | 2             | 3             | 4               | 5             | 6             | 7               | 8             | 9              | 10             | 11             | 12             |
|   | <b>GC36301</b>   | Base Price:   | <b>\$1261</b>           |               |               |                 |               |               |                 |               |                |                |                |                |
|  |                  | Back upcharge:  | <b>+0</b>               | <b>+\$31</b>  | <b>+\$55</b>  | <b>+\$90</b>    | <b>+\$140</b> | <b>+\$161</b> | <b>+\$203</b>   | <b>+\$271</b> | <b>+\$321</b>  | <b>+\$376</b>  | <b>+\$491</b>  | <b>+\$611</b>  |
|  |                  | Seat upcharge:  | <b>+0</b>               | <b>+\$34</b>  | <b>+\$61</b>  | <b>+\$100</b>   | <b>+\$155</b> | <b>+\$178</b> | <b>+\$225</b>   | <b>+\$300</b> | <b>+\$356</b>  | <b>+\$417</b>  | <b>+\$545</b>  | <b>+\$679</b>  |
|  |                  |   | OVERALL DIMENSIONS      |               |               | SEAT DIMENSIONS |               |               | BACK DIMENSIONS |               |                |                |                |                |
|  |                  |   | <b>W</b>                | <b>D</b>      | <b>H</b>      |                 | <b>W</b>      | <b>D</b>      | <b>H</b>        |               | <b>W</b>       | <b>H</b>       |                |                |
| Active weight 400 lbs.   |                  |   | 23.5                    | 26.5          | 34.5          |                 | 21.5          | 18            | 18              |               | 21.5           | 16.5           |                |                |
| <b>Wood Guest Single Seat</b><br>COM Yardage: Back: 0.9; Seat: 1<br>Freight Class: 250<br>Product Weight (lbs.): 38<br>Cubic Feet Per Carton: 16.5                     |                  | Add \$118 for Urethane armcaps<br>Add \$393 for <b>(CO)</b> Grade 1 armcaps<br>Add \$437 for <b>(CO)</b> Grade 2 armcaps<br>Add \$133 for <b>(MB)</b><br>Add \$29 for <b>(SSS)</b> , \$41 for <b>(SBS)</b>  |                         |               |               |                 |               |               |                 |               |                |                |                |                |
|   |                  | Base Price:   | <b>\$2333</b>           |               |               |                 |               |               |                 |               |                |                |                |                |
|  |                  | Back upcharge:  | <b>+0</b>               | <b>+\$62</b>  | <b>+\$109</b> | <b>+\$180</b>   | <b>+\$278</b> | <b>+\$320</b> | <b>+\$406</b>   | <b>+\$541</b> | <b>+\$641</b>  | <b>+\$751</b>  | <b>+\$981</b>  | <b>+\$1222</b> |
|  |                  | Seat upcharge:  | <b>+0</b>               | <b>+\$68</b>  | <b>+\$121</b> | <b>+\$199</b>   | <b>+\$309</b> | <b>+\$355</b> | <b>+\$450</b>   | <b>+\$600</b> | <b>+\$712</b>  | <b>+\$834</b>  | <b>+\$1089</b> | <b>+\$1357</b> |
|  |                  |   | OVERALL DIMENSIONS      |               |               | SEAT DIMENSIONS |               |               | BACK DIMENSIONS |               |                |                |                |                |
|  |                  |   | <b>W</b>                | <b>D</b>      | <b>H</b>      |                 | <b>W</b>      | <b>D</b>      | <b>H</b>        |               | <b>W</b>       | <b>H</b>       |                |                |
| Active weight 400 lbs./seat  |                  |   | 46                      | 26.5          | 34.5          |                 | 21.5          | 18            | 18              |               | 21.5           | 16.5           |                |                |
| <b>Wood Guest Two Seater, Full Center Arm</b><br>COM Yardage: Back: 1.8; Seat: 2<br>Freight Class: 250<br>Product Weight (lbs.): 68<br>Cubic Feet Per Carton: 31.75    |                  | Add \$177 for Urethane armcaps<br>Add \$618 for <b>(CO)</b> Grade 1 armcaps<br>Add \$656 for <b>(CO)</b> Grade 2 armcaps<br>Add \$264 for <b>(MB)</b><br>Add \$56 for <b>(SSS)</b> , \$80 for <b>(SBS)</b>  |                         |               |               |                 |               |               |                 |               |                |                |                |                |
|    |                  | Base Price:   | <b>\$3435</b>           |               |               |                 |               |               |                 |               |                |                |                |                |
|  |                  | Back upcharge:  | <b>+0</b>               | <b>+\$92</b>  | <b>+\$163</b> | <b>+\$268</b>   | <b>+\$417</b> | <b>+\$479</b> | <b>+\$608</b>   | <b>+\$810</b> | <b>+\$961</b>  | <b>+\$1126</b> | <b>+\$1471</b> | <b>+\$1833</b> |
|  |                  | Seat upcharge:  | <b>+0</b>               | <b>+\$102</b> | <b>+\$181</b> | <b>+\$298</b>   | <b>+\$463</b> | <b>+\$532</b> | <b>+\$675</b>   | <b>+\$899</b> | <b>+\$1067</b> | <b>+\$1251</b> | <b>+\$1634</b> | <b>+\$2036</b> |
|  |                  |   | OVERALL DIMENSIONS      |               |               | SEAT DIMENSIONS |               |               | BACK DIMENSIONS |               |                |                |                |                |
|  |                  |   | <b>W</b>                | <b>D</b>      | <b>H</b>      |                 | <b>W</b>      | <b>D</b>      | <b>H</b>        |               | <b>W</b>       | <b>H</b>       |                |                |
| Active weight 400 lbs./seat  |                  |   | 68                      | 26.5          | 34.5          |                 | 21.5          | 18            | 18              |               | 21.5           | 16.5           |                |                |
| <b>Wood Guest Three Seater, Full Center Arms</b><br>COM Yardage: Back: 2.7; Seat: 3<br>Freight Class: 250<br>Product Weight (lbs.): 101<br>Cubic Feet Per Carton: 47.5 |                  | Add \$235 for Urethane armcaps<br>Add \$823 for <b>(CO)</b> Grade 1 armcaps<br>Add \$874 for <b>(CO)</b> Grade 2 armcaps<br>Add \$394 for <b>(MB)</b><br>Add \$84 for <b>(SSS)</b> , \$119 for <b>(SBS)</b> |                         |               |               |                 |               |               |                 |               |                |                |                |                |
|   |                  | Base Price:   | <b>\$1928</b>           |               |               |                 |               |               |                 |               |                |                |                |                |
|  |                  | Back upcharge:  | <b>+0</b>               | <b>+\$43</b>  | <b>+\$76</b>  | <b>+\$125</b>   | <b>+\$194</b> | <b>+\$222</b> | <b>+\$282</b>   | <b>+\$375</b> | <b>+\$446</b>  | <b>+\$522</b>  | <b>+\$681</b>  | <b>+\$849</b>  |
|  |                  | Seat upcharge:  | <b>+0</b>               | <b>+\$43</b>  | <b>+\$76</b>  | <b>+\$125</b>   | <b>+\$194</b> | <b>+\$222</b> | <b>+\$282</b>   | <b>+\$375</b> | <b>+\$446</b>  | <b>+\$522</b>  | <b>+\$681</b>  | <b>+\$849</b>  |
|  |                  |   | OVERALL DIMENSIONS      |               |               | SEAT DIMENSIONS |               |               | BACK DIMENSIONS |               |                |                |                |                |
|  |                  |   | <b>W</b>                | <b>D</b>      | <b>H</b>      |                 | <b>W</b>      | <b>D</b>      | <b>H</b>        |               | <b>W</b>       | <b>H</b>       |                |                |
| Active weight 600 lbs.   |                  |   | 32.75                   | 26.5          | 34.5          |                 | 31            | 18            | 18              |               | 30.5           | 16.5           |                |                |
| <b>Wood Guest Bariatric Chair</b><br>COM Yardage: Back: 1.25; Seat: 1.25<br>Freight Class: 250<br>Product Weight (lbs.): 55<br>Cubic Feet Per Carton: 22.25            |                  | Add \$118 for Urethane armcaps<br>Add \$412 for <b>(CO)</b> Grade 1 armcaps<br>Add \$437 for <b>(CO)</b> Grade 2 armcaps<br>Add \$198 for <b>(MB)</b><br>Add \$29 for <b>(SSS)</b> , \$47 for <b>(SBS)</b>  |                         |               |               |                 |               |               |                 |               |                |                |                |                |
|   |                  | Base Price:   | <b>\$1762</b>           |               |               |                 |               |               |                 |               |                |                |                |                |
|  |                  | Back upcharge:  | <b>+0</b>               | <b>+\$43</b>  | <b>+\$76</b>  | <b>+\$125</b>   | <b>+\$194</b> | <b>+\$222</b> | <b>+\$282</b>   | <b>+\$375</b> | <b>+\$446</b>  | <b>+\$522</b>  | <b>+\$681</b>  | <b>+\$849</b>  |
|  |                  | Seat upcharge:  | <b>+0</b>               | <b>+\$43</b>  | <b>+\$76</b>  | <b>+\$125</b>   | <b>+\$194</b> | <b>+\$222</b> | <b>+\$282</b>   | <b>+\$375</b> | <b>+\$446</b>  | <b>+\$522</b>  | <b>+\$681</b>  | <b>+\$849</b>  |
|  |                  |   | OVERALL DIMENSIONS      |               |               | SEAT DIMENSIONS |               |               | BACK DIMENSIONS |               |                |                |                |                |
|  |                  |   | <b>W</b>                | <b>D</b>      | <b>H</b>      |                 | <b>W</b>      | <b>D</b>      | <b>H</b>        |               | <b>W</b>       | <b>H</b>       |                |                |
| Active weight 400 lbs.   |                  |   | 25.75                   | 29.5          | 32.5          |                 | 24            | 21            | 16              |               | 23.5           | 16.5           |                |                |
| <b>Wood Lounge Single Seat</b><br>COM Yardage: Back: 1.25; Seat: 1.25<br>Freight Class: 250<br>Product Weight (lbs.): 49<br>Cubic Feet Per Carton: 18.25               |                  | Add \$177 for Urethane armcaps<br>Add \$432 for <b>(CO)</b> Grade 1 armcaps<br>Add \$457 for <b>(CO)</b> Grade 2 armcaps<br>Add \$133 for <b>(MB)</b><br>Add \$35 for <b>(SSS)</b> , \$48 for <b>(SBS)</b>  |                         |               |               |                 |               |               |                 |               |                |                |                |                |

| DESCRIPTION   | MODEL#/ FEATURES   | STANDARD TEXTILE GRADES   |               |               |                        |               |               |                        |                |                |                |                |                |
|---|--|---------------------------|---------------|---------------|------------------------|---------------|---------------|------------------------|----------------|----------------|----------------|----------------|----------------|
|   |  | 1/COM                     | 2             | 3             | 4                      | 5             | 6             | 7                      | 8              | 9              | 10             | 11             | 12             |
|  <p><b>Wood Lounge Two Seater</b><br/>COM Yardage: Back: 1.75; Seat: 2.25<br/>Freight Class: 250<br/>Product Weight (lbs.): 77<br/>Cubic Feet Per Carton: 32.75</p>                    | <b>GC36306</b> Base Price:   | <b>\$2478</b>             |               |               |                        |               |               |                        |                |                |                |                |                |
|   | Back upcharge:   | <b>+0</b>                 | <b>+\$60</b>  | <b>+\$106</b> | <b>+\$175</b>          | <b>+\$271</b> | <b>+\$311</b> | <b>+\$394</b>          | <b>+\$525</b>  | <b>+\$623</b>  | <b>+\$731</b>  | <b>+\$953</b>  | <b>+\$1188</b> |
|   | Seat upcharge:   | <b>+0</b>                 | <b>+\$76</b>  | <b>+\$137</b> | <b>+\$224</b>          | <b>+\$348</b> | <b>+\$399</b> | <b>+\$507</b>          | <b>+\$675</b>  | <b>+\$801</b>  | <b>+\$938</b>  | <b>+\$1225</b> | <b>+\$1527</b> |
|   | Active weight 400 lbs./seat  | <b>OVERALL DIMENSIONS</b> |               |               | <b>SEAT DIMENSIONS</b> |               |               | <b>BACK DIMENSIONS</b> |                |                |                |                |                |
|   |  | <b>W</b>                  | <b>D</b>      | <b>H</b>      | <b>W</b>               | <b>D</b>      | <b>H</b>      | <b>W</b>               | <b>H</b>       |                |                |                |                |
|   | Add \$177 for Urethane armcaps<br>Add \$432 for <b>(CO)</b> Grade 1 armcaps<br>Add \$457 for <b>(CO)</b> Grade 2 armcaps<br>Add \$264 for <b>(MB)</b><br>Add \$51 for <b>(SSS)</b> , \$67 for <b>(SBS)</b> | 47.5                      | 29.5          | 32.5          | 45                     | 21            | 16            | 44.5                   | 16.5           |                |                |                |                |
|  <p><b>Wood Lounge Three Seater</b><br/>COM Yardage: Back: 2.5; Seat: 2.75<br/>Freight Class: 250<br/>Product Weight (lbs.): 109<br/>Cubic Feet Per Carton: 50.75</p>                  | <b>GC36307</b> Base Price:   | <b>\$3098</b>             |               |               |                        |               |               |                        |                |                |                |                |                |
|   | Back upcharge:   | <b>+0</b>                 | <b>+\$85</b>  | <b>+\$151</b> | <b>+\$248</b>          | <b>+\$386</b> | <b>+\$444</b> | <b>+\$563</b>          | <b>+\$750</b>  | <b>+\$890</b>  | <b>+\$1043</b> | <b>+\$1361</b> | <b>+\$1697</b> |
|   | Seat upcharge:   | <b>+0</b>                 | <b>+\$93</b>  | <b>+\$166</b> | <b>+\$274</b>          | <b>+\$425</b> | <b>+\$488</b> | <b>+\$619</b>          | <b>+\$824</b>  | <b>+\$978</b>  | <b>+\$1147</b> | <b>+\$1498</b> | <b>+\$1867</b> |
|   | Active weight 400 lbs./seat  | <b>OVERALL DIMENSIONS</b> |               |               | <b>SEAT DIMENSIONS</b> |               |               | <b>BACK DIMENSIONS</b> |                |                |                |                |                |
|   |  | <b>W</b>                  | <b>D</b>      | <b>H</b>      | <b>W</b>               | <b>D</b>      | <b>H</b>      | <b>W</b>               | <b>H</b>       |                |                |                |                |
|   | Add \$177 for Urethane armcaps<br>Add \$432 for <b>(CO)</b> Grade 1 armcaps<br>Add \$457 for <b>(CO)</b> Grade 2 armcaps<br>Add \$394 for <b>(MB)</b><br>Add \$67 for <b>(SSS)</b> , \$85 for <b>(SBS)</b> | 70.5                      | 29.5          | 32.5          | 68                     | 21            | 16            | 67.5                   | 16.5           |                |                |                |                |
|  <p><b>Fully Upholstered Lounge Single Seat</b><br/>COM Yardage: Back/Arm: 2.75; Seat: 2.75<br/>Freight Class: 250<br/>Product Weight (lbs.): 58<br/>Cubic Feet Per Carton: 18.75</p> | <b>GC36308</b> Base Price:   | <b>\$1998</b>             |               |               |                        |               |               |                        |                |                |                |                |                |
|   | Back/Arm upcharge:   | <b>+0</b>                 | <b>+\$93</b>  | <b>+\$166</b> | <b>+\$274</b>          | <b>+\$425</b> | <b>+\$488</b> | <b>+\$619</b>          | <b>+\$824</b>  | <b>+\$978</b>  | <b>+\$1147</b> | <b>+\$1498</b> | <b>+\$1867</b> |
|   | Seat upcharge:   | <b>+0</b>                 | <b>+\$43</b>  | <b>+\$76</b>  | <b>+\$125</b>          | <b>+\$194</b> | <b>+\$222</b> | <b>+\$282</b>          | <b>+\$375</b>  | <b>+\$446</b>  | <b>+\$522</b>  | <b>+\$681</b>  | <b>+\$849</b>  |
|   | Active weight 400 lbs.   | <b>OVERALL DIMENSIONS</b> |               |               | <b>SEAT DIMENSIONS</b> |               |               | <b>BACK DIMENSIONS</b> |                |                |                |                |                |
|   |  | <b>W</b>                  | <b>D</b>      | <b>H</b>      | <b>W</b>               | <b>D</b>      | <b>H</b>      | <b>W</b>               | <b>H</b>       |                |                |                |                |
|   | Add \$426 for <b>(CO)</b> Grade 1 armcaps<br>Add \$455 for <b>(CO)</b> Grade 2 armcaps<br>Add \$133 for <b>(MB)</b><br>Add \$38 for <b>(SSS)</b> , \$151 for <b>(SBS)</b><br>Power/USB unit available.     | 27.5                      | 29.5          | 33.5          | 24                     | 21            | 16            | 23.5                   | 17.5           |                |                |                |                |
|  <p><b>Fully Upholstered Lounge Two Seater</b><br/>COM Yardage: Back/Arm: 3.5; Seat: 2.25<br/>Freight Class: 250<br/>Product Weight (lbs.): 89<br/>Cubic Feet Per Carton: 33.75</p>  | <b>GC36309</b> Base Price:   | <b>\$2685</b>             |               |               |                        |               |               |                        |                |                |                |                |                |
|   | Back/Arm upcharge:   | <b>+0</b>                 | <b>+\$119</b> | <b>+\$211</b> | <b>+\$348</b>          | <b>+\$540</b> | <b>+\$621</b> | <b>+\$788</b>          | <b>+\$1049</b> | <b>+\$1245</b> | <b>+\$1460</b> | <b>+\$1906</b> | <b>+\$2375</b> |
|   | Seat upcharge:   | <b>+0</b>                 | <b>+\$76</b>  | <b>+\$137</b> | <b>+\$224</b>          | <b>+\$348</b> | <b>+\$399</b> | <b>+\$507</b>          | <b>+\$675</b>  | <b>+\$801</b>  | <b>+\$938</b>  | <b>+\$1225</b> | <b>+\$1527</b> |
|   | Active weight 400 lbs./seat  | <b>OVERALL DIMENSIONS</b> |               |               | <b>SEAT DIMENSIONS</b> |               |               | <b>BACK DIMENSIONS</b> |                |                |                |                |                |
|   |  | <b>W</b>                  | <b>D</b>      | <b>H</b>      | <b>W</b>               | <b>D</b>      | <b>H</b>      | <b>W</b>               | <b>H</b>       |                |                |                |                |
|   | Add \$426 for <b>(CO)</b> Grade 1 armcaps<br>Add \$455 for <b>(CO)</b> Grade 2 armcaps<br>Add \$264 for <b>(MB)</b><br>Add \$55 for <b>(SSS)</b> , \$169 for <b>(SBS)</b><br>Power/USB unit available.     | 49.5                      | 29.5          | 33.5          | 44.5                   | 18            | 16            | 45.5                   | 17.5           |                |                |                |                |
|  <p><b>Fully Upholstered Lounge Three Seater</b><br/>COM Yardage: Back/Arm: 4.25; Seat: 2.75<br/>Freight Class: 250<br/>Product Weight (lbs.): 123<br/>Cubic Feet Per Carton: 52</p> | <b>GC36310</b> Base Price:   | <b>\$3372</b>             |               |               |                        |               |               |                        |                |                |                |                |                |
|   | Back/Arm upcharge:   | <b>+0</b>                 | <b>+\$144</b> | <b>+\$257</b> | <b>+\$422</b>          | <b>+\$656</b> | <b>+\$754</b> | <b>+\$956</b>          | <b>+\$1274</b> | <b>+\$1512</b> | <b>+\$1772</b> | <b>+\$2314</b> | <b>+\$2884</b> |
|   | Seat upcharge:   | <b>+0</b>                 | <b>+\$93</b>  | <b>+\$166</b> | <b>+\$274</b>          | <b>+\$425</b> | <b>+\$488</b> | <b>+\$619</b>          | <b>+\$824</b>  | <b>+\$978</b>  | <b>+\$1147</b> | <b>+\$1498</b> | <b>+\$1867</b> |
|   | Active weight 400 lbs./seat  | <b>OVERALL DIMENSIONS</b> |               |               | <b>SEAT DIMENSIONS</b> |               |               | <b>BACK DIMENSIONS</b> |                |                |                |                |                |
|   |  | <b>W</b>                  | <b>D</b>      | <b>H</b>      | <b>W</b>               | <b>D</b>      | <b>H</b>      | <b>W</b>               | <b>H</b>       |                |                |                |                |
|   | Add \$426 for <b>(CO)</b> Grade 1 armcaps<br>Add \$455 for <b>(CO)</b> Grade 2 armcaps<br>Add \$394 for <b>(MB)</b><br>Add \$70 for <b>(SSS)</b> , \$189 for <b>(SBS)</b><br>Power/USB unit available.     | 71.5                      | 29.5          | 33.5          | 66.5                   | 18            | 16            | 67.5                   | 17.5           |                |                |                |                |

| DESCRIPTION  | MODEL#/ FEATURES            | STANDARD TEXTILE GRADES                                |               |               |                 |               |               |                 |               |                |                |                |                |
|--|-----------------------------|--|---------------|---------------|-----------------|---------------|---------------|-----------------|---------------|----------------|----------------|----------------|----------------|
|   |                             | 1/COM  | 2             | 3             | 4               | 5             | 6             | 7               | 8             | 9              | 10             | 11             | 12             |
|  | <b>GC36311</b> Base Price:  | <b>\$1350</b>  |               |               |                 |               |               |                 |               |                |                |                |                |
|  | Seat upcharge:              | <b>+0</b>  | <b>+\$34</b>  | <b>+\$61</b>  | <b>+\$100</b>   | <b>+\$155</b> | <b>+\$178</b> | <b>+\$225</b>   | <b>+\$300</b> | <b>+\$356</b>  | <b>+\$417</b>  | <b>+\$545</b>  | <b>+\$679</b>  |
|  | Active weight 400 lbs.      | OVERALL DIMENSIONS                                     |               |               | SEAT DIMENSIONS |               |               | BACK DIMENSIONS |               |                |                |                |                |
|  |                             | W  | D             | H             | W               | D             | H             | W               | H             |                |                |                |                |
|  | 24                          | 28   | 18            | 24            | 26.75           | 18            |               |                 |               |                |                |                |                |
| <b>Single Seat Bench</b><br>COM Yardage: 1<br>Freight Class: 150<br>Product Weight (lbs.): 41<br>Cubic Feet Per Carton: 10   |                             | Add \$133 for <b>(MB)</b><br>Add \$33 for <b>(SSS)</b> |               |               |                 |               |               |                 |               |                |                |                |                |
|   |                             | 1/COM  | 2             | 3             | 4               | 5             | 6             | 7               | 8             | 9              | 10             | 11             | 12             |
|  | <b>GC36312</b> Base Price:  | <b>\$2135</b>  |               |               |                 |               |               |                 |               |                |                |                |                |
|  | Seat upcharge:              | <b>+0</b>  | <b>+\$68</b>  | <b>+\$121</b> | <b>+\$199</b>   | <b>+\$309</b> | <b>+\$355</b> | <b>+\$450</b>   | <b>+\$600</b> | <b>+\$712</b>  | <b>+\$834</b>  | <b>+\$1089</b> | <b>+\$1357</b> |
|  | Active weight 400 lbs./seat | OVERALL DIMENSIONS                                     |               |               | SEAT DIMENSIONS |               |               | BACK DIMENSIONS |               |                |                |                |                |
|  |                             | W  | D             | H             | W               | D             | H             | W               | H             |                |                |                |                |
|  | 48                          | 28   | 18            | 48            | 26.75           | 18            |               |                 |               |                |                |                |                |
| <b>Two Seat Bench</b><br>COM Yardage: 2<br>Freight Class: 250<br>Product Weight (lbs.): 61<br>Cubic Feet Per Carton: 18.75   |                             | Add \$264 for <b>(MB)</b><br>Add \$65 for <b>(SSS)</b> |               |               |                 |               |               |                 |               |                |                |                |                |
|    |                             | 1/COM  | 2             | 3             | 4               | 5             | 6             | 7               | 8             | 9              | 10             | 11             | 12             |
|  | <b>GC36313</b> Base Price:  | <b>\$2547</b>  |               |               |                 |               |               |                 |               |                |                |                |                |
|  | Seat upcharge:              | <b>+0</b>  | <b>+\$102</b> | <b>+\$181</b> | <b>+\$298</b>   | <b>+\$463</b> | <b>+\$532</b> | <b>+\$675</b>   | <b>+\$899</b> | <b>+\$1067</b> | <b>+\$1251</b> | <b>+\$1634</b> | <b>+\$2036</b> |
|  | Active weight 400 lbs./seat | OVERALL DIMENSIONS                                     |               |               | SEAT DIMENSIONS |               |               | BACK DIMENSIONS |               |                |                |                |                |
|  |                             | W  | D             | H             | W               | D             | H             | W               | H             |                |                |                |                |
|  | 72                          | 28   | 18            | 72            | 26.75           | 18            |               |                 |               |                |                |                |                |
| <b>Three Seat Bench</b><br>COM Yardage: 3<br>Freight Class: 250<br>Product Weight (lbs.): 97<br>Cubic Feet Per Carton: 27.75 |                             | Add \$394 for <b>(MB)</b><br>Add \$94 for <b>(SSS)</b> |               |               |                 |               |               |                 |               |                |                |                |                |

## CALIDON TABLES



Square end table - 22"  
GC36314



Rectangular Coffee Table  
GC36317



Tandem Side Table, Right  
GC36319R



For Calidon seating, refer to page 60.

## EXAMPLE CALIDON TABLE ORDER CODE:

|          |              |                 |       |
|----------|--------------|-----------------|-------|
| GC36319R | -HP          | -ACJ            | -CNT  |
| Model #  | Top material | Laminate finish | Power |

## TABLE TOP FINISHES:

See finishes section on page 241 for solid wood/laminate coordination chart.

## Thermally fused laminate (LP):

|                       |                          |
|-----------------------|--------------------------|
| Absolute Acajou (ACJ) | First Class (FCL)        |
| Asian Night (ASN)     | Noce Biondo (NBL)        |
| Avant Cherry (AWC)    | Noce Grigio (NGL)        |
| Avant Honey (AWH)     | Noce Leggero (NEL)       |
| Black (BLK)           | Noce Medio (NML)         |
| Blizzard (BZD)        | Quartered Mahogany (QTM) |
| Brushed Cobalt (BRC)  | Sheer Beauty (SBY)       |
| Clear Maple (CMB)     | Stonedust (SDT)          |
| Custom Grey (CGY)     | Walnut Heights (WHE)     |
| Dark Espresso (DES)   | White Chocolate (WHC)    |
| Designer White (DWT)  | Winter Cherry (WCR)      |
| Fashionista (FAS)     |                          |

## High pressure laminate (HP):

|                       |                          |
|-----------------------|--------------------------|
| Absolute Acajou (ACJ) | First Class (FCL)        |
| Asian Night (ASN)     | Noce Biondo (NBL)        |
| Avant Cherry (AWC)    | Noce Grigio (NGL)        |
| Avant Honey (AWH)     | Noce Leggero (NEL)       |
| Black (BLK)           | Noce Medio (NML)         |
| Blizzard (BZD)        | Quartered Mahogany (QTM) |
| Brushed Cobalt (BRC)  | Sheer Beauty (SBY)       |
| Clear Maple (CMB)     | Stonedust (SDT)          |
| Custom Grey (CGY)     | Walnut Heights (WHE)     |
| Dark Espresso (DES)   | White Chocolate (WHC)    |
| Designer White (DWT)  | Winter Cherry (WCR)      |
| Fashionista (FAS)     |                          |

## Ultra matte high pressure laminate (UM):

|                      |
|----------------------|
| Black (BLK)          |
| Blizzard (BZD)       |
| Custom Grey (CGY)    |
| Designer White (DWT) |
| Stonedust (SDT)      |
| Storm Grey (SOG)     |

## Solid Surface\* (CO):

|                           |
|---------------------------|
| <b>Grade 1:</b>           |
| (SWH) Designer White      |
| <b>Grade 2:</b>           |
| (SBT) Beige Tempest       |
| (SBX) Black Onyx Mirage   |
| (SMG) Milk Glass Spectra  |
| (SFW) Frosty White Mirage |
| (SHS) Hot Stone           |
| (SNM) Northern Melange    |

\*For detailed material information, please reference WilsonArt's Solid Surface collection.

## STANDARD FEATURES

- A variety of wood leg tables are available, including various height end tables, coffee tables and tandem tables.
- Wood legs/aprons are specifiable in Global solid wood seating finishes.
- Table tops are 1" thick, available in thermally fused laminate (**LP**), high pressure laminate (**HP**), ultra matte high pressure laminate (**UM**), and solid surface (**CO**). Upcharges vary, see model for pricing.
- Laminate top tables include 2mm color coordinating PVC edgeband.
- Tandem/bridge table models (GC36318 to GC36321) connect to Calidon guest seating only and include ganging brackets.
- Tandem tables are specified left or right, as seated.

## OPTIONAL FEATURES

- A tamper resistant power/USB unit is optional for laminate top, tandem in-line, 30 degree, 90 degree and freestanding square end tables only. Unit is black; includes one AC outlet, two 10-watt USB-A ports, matching faceplate and a 10 ft. long 3-prong power cord. The power unit is located centered 1.5" from the edge of the surface. See power location diagrams for reference. Add **\$378**.

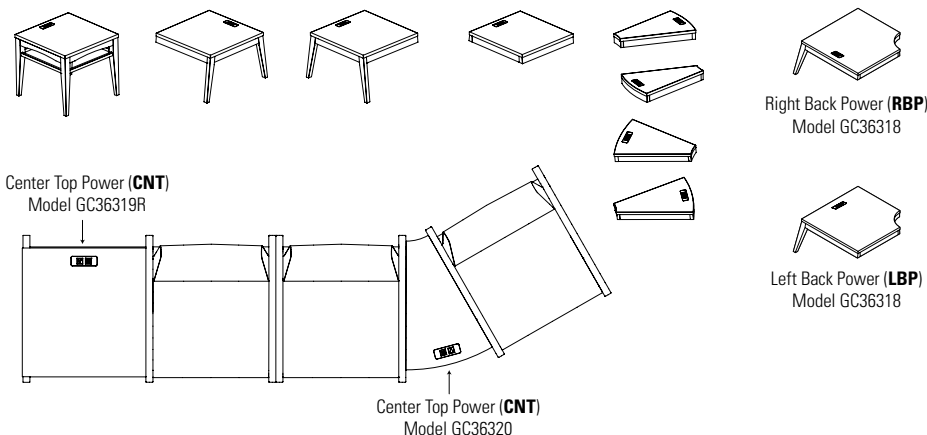
## SUGGESTED APPLICATIONS








- Lounge/Lobby
- Patient rooms
- Resident rooms
- Private office






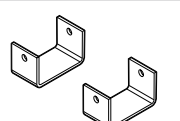
Please add option codes in the following order:

- Model number**  
GC36314 to GC36317 Freestanding tables  
GC36318 to GC36321 Tandem/bridge tables  
GC36324 to GC36326 23"H Freestanding tables  
For Calidon seating, refer to page 60.
- Top material**  
(**LP**) Thermally fused laminate. Specify finish; see LP finishes.  
(**HP**) High pressure laminate. Upcharges vary; see model. Specify finish; see HP finishes.  
(**UM**) Ultra matte high pressure laminate. Upcharges vary; see model. Specify finish; see UM finishes.  
(**CO**) Solid surface. Upcharges vary; see model. Specify finish; see CO finishes and grades.
- Leg finish**  
(**AAM**) Absolute  
(**BKM**) Black  
(**ACM**) Cherry  
(**EOM**) English Oak  
(**ECM**) Espresso Cafe  
(**TFM**) Fruitwood  
(**HGM**) Grey  
(**AHM**) Honey  
(**JOM**) Jet Onyx  
(**TMM**) Mahogany  
(**AVM**) Maple  
(**WHM**) White  
(**MWM**) Medium Walnut  
(**NLW**) Natural Walnut  
(**ASM**) Night  
(**NBM**) Noce Biondo  
(**NGM**) Noce Grigio  
(**NEM**) Noce Leggero  
(**NMM**) Noce Medio  
(**SBM**) Sandy Beach  
(**SKM**) Shaker Cherry  
(**TWM**) Walnut  
(**WTM**) WC Cream  
(**WCM**) Winter Cherry
- Power/USB unit position** (laminate tandem and end tables with laminate tops only).  
(**NPM**) No power  
(**CNT**) Center top power. Jet Black. Add **\$378**.  
(**RBP**) Right back top power. Jet Black. Add **\$378**.  
(**LBP**) Left back top power. Jet Black. Add **\$378**.

## POWER LOCATION DIAGRAM



| TABLES  | MODEL#  | DIMENSIONS      | FREIGHT CLASS | WT/LBS. | CUBIC FT. | LIST PRICE |
|---|---|-----------------|---------------|---------|-----------|------------|
|    | GC36314   | 22 x 22 x 20.25 | 150           | 36      | 7.75      | \$872      |
|   | <ul style="list-style-type: none"><li>• Pricing shown for a thermally fused laminate top (LP).</li><li>• For a high pressure laminate top (HP), add \$69.</li><li>• For an ultra matte high pressure laminate top (UM), add \$255.</li><li>• For a solid surface top (CO), add \$1130 for Grade 1 and add \$1388 for Grade 2.</li></ul> <p>Coordinating edge on laminate surfaces with solid wood frame and legs. 1 per carton.<br/>Power/USB unit can be specified in the surface of laminate top tables (CNT). Add \$378.</p> |                 |               |         |           |            |
| Square End Table, 22" x 22" x 20.25"H   |   |                 |               |         |           |            |
|    | GC36324   | 22 x 22 x 23    | 150           | 23.5    | 6.75      | \$1031     |
|   | <ul style="list-style-type: none"><li>• Pricing shown for a thermally fused laminate top (LP).</li><li>• For a high pressure laminate top (HP), add \$69.</li><li>• For an ultra matte high pressure laminate top (UM), add \$255.</li><li>• For a solid surface top (CO), add \$1130 for Grade 1 and add \$1388 for Grade 2.</li></ul> <p>Coordinating edge on laminate surfaces with solid wood frame and legs. 1 per carton.<br/>Power/USB unit can be specified in the surface of laminate top tables (CNT). Add \$378.</p> |                 |               |         |           |            |
| Square End Table, 22" x 22" x 23"H  |   |                 |               |         |           |            |
|    | GC36325   | 22 x 12 x 23    | 125           | 34      | 10.75     | \$888      |
|   | <ul style="list-style-type: none"><li>• Pricing shown for a thermally fused laminate top (LP).</li><li>• For a high pressure laminate top (HP), add \$57.</li><li>• For an ultra matte high pressure laminate top (UM), add \$179.</li><li>• For a solid surface top (CO), add \$933 for Grade 1 and add \$1120 for Grade 2.</li></ul> <p>Coordinating edge on laminate surfaces with solid wood frame and legs. 1 per carton.<br/>Power/USB unit can be specified in the surface of laminate top tables (CNT). Add \$378.</p>  |                 |               |         |           |            |
| Rectangular End Table, 23"H   |   |                 |               |         |           |            |
|   | GC36326   | 24 x 25 x 23    | 150           | 34      | 12.75     | \$1142     |
|   | <ul style="list-style-type: none"><li>• Pricing shown for a thermally fused laminate top (LP).</li><li>• For a high pressure laminate top (HP), add \$74.</li><li>• For an ultra matte high pressure laminate top (UM), add \$255.</li><li>• For a solid surface top (CO), add \$1282 for Grade 1 and add \$1545 for Grade 2.</li></ul> <p>Coordinating edge on laminate surfaces with solid wood frame and legs. 1 per carton.<br/>Power/USB unit can be specified in the surface of laminate top tables (CNT). Add \$378.</p> |                 |               |         |           |            |
| Corner 30° End Table, 23"H  |   |                 |               |         |           |            |
|  | GC36315   | 24 x 24 x 17.25 | 250           | 37      | 9.5       | \$905      |
|   | <ul style="list-style-type: none"><li>• Pricing shown for a thermally fused laminate top (LP).</li><li>• For a high pressure laminate top (HP), add \$69.</li><li>• For an ultra matte high pressure laminate top (UM), add \$255.</li><li>• For a solid surface top (CO), add \$1372 for Grade 1 and add \$1694 for Grade 2.</li></ul> <p>Coordinating edge on laminate surfaces with solid wood frame and legs. 1 per carton.</p>   |                 |               |         |           |            |
| Square Coffee Table, 24"  |   |                 |               |         |           |            |
|   | GC36316   | 36 x 36 x 17.25 | 250           | 65      | 18.25     | \$1082     |
|   | <ul style="list-style-type: none"><li>• Pricing shown for a thermally fused laminate top (LP).</li><li>• For a high pressure laminate top (HP), add \$148.</li><li>• For an ultra matte high pressure laminate top (UM), add \$357.</li><li>• For a solid surface top (CO), add \$3143 for Grade 1 and add \$3787 for Grade 2.</li></ul> <p>Coordinating edge on laminate surfaces with solid wood frame and legs. 1 per carton.</p>  |                 |               |         |           |            |
| Square Coffee Table, 36"  |   |                 |               |         |           |            |
|   | GC36317   | 24 x 48 x 17.25 | 250           | 56      | 16.5      | \$1185     |
|   | <ul style="list-style-type: none"><li>• Pricing shown for a thermally fused laminate top (LP).</li><li>• For a high pressure laminate top (HP), add \$134.</li><li>• For an ultra matte high pressure laminate top (UM), add \$357.</li><li>• For a solid surface top (CO), add \$2618 for Grade 1 and add \$3054 for Grade 2.</li></ul> <p>Coordinating edge on laminate surfaces with solid wood frame and legs. 1 per carton.</p>  |                 |               |         |           |            |
| Rectangular Coffee Table  |   |                 |               |         |           |            |

| TABLES  | MODEL#  | DIMENSIONS            | FREIGHT CLASS | WT/LBS. | CUBIC FT. | LIST PRICE    |
|---|---|-----------------------|---------------|---------|-----------|---------------|
|    | GC36318   | 31.25 x 31.25 x 15.75 | 250           | 46      | 14.5      | <b>\$1082</b> |
|   | <ul style="list-style-type: none"> <li>• Pricing shown for a thermally fused laminate top (LP).</li> <li>• For a high pressure laminate top (HP), add <b>\$110</b>.</li> <li>• For an ultra matte high pressure laminate top (UM), add <b>\$255</b>.</li> <li>• For a solid surface top (CO), add <b>\$2718</b> for Grade 1 and add <b>\$3249</b> for Grade 2.</li> </ul> <p>Coordinating edge on laminate surfaces with solid wood frame and legs. Must be connected between two guest chairs. Includes two sets of U-channel connectors and hardware. 1 per carton. Power/USB unit can be specified in the surface of laminate top tables (RBP) or (LBP). Add <b>\$378</b>. See power location diagram for placement.</p> |                       |               |         |           |               |
|    | GC36319L  | 26.5 x 22.25 x 15.75  | 250           | 20      | 6.75      | <b>\$755</b>  |
|   | <ul style="list-style-type: none"> <li>• Pricing shown for a thermally fused laminate top (LP).</li> <li>• For a high pressure laminate top (HP), add <b>\$69</b>.</li> <li>• For an ultra matte high pressure laminate top (UM), add <b>\$255</b>.</li> <li>• For a solid surface top (CO), add <b>\$1149</b> for Grade 1 and add <b>\$1384</b> for Grade 2.</li> </ul> <p>Coordinating edge on laminate surfaces with solid wood frame and legs. Must be connected to a guest chair. Includes one set of U-channel connectors and hardware. 1 per carton. Power/USB unit can be specified in the surface of laminate top tables (CNT). Add <b>\$378</b>.</p>  |                       |               |         |           |               |
|    | GC36319R  | 26.5 x 22.25 x 15.75  | 250           | 20      | 6.75      | <b>\$755</b>  |
|   | <ul style="list-style-type: none"> <li>• Pricing shown for a thermally fused laminate top (LP).</li> <li>• For a high pressure laminate top (HP), add <b>\$69</b>.</li> <li>• For an ultra matte high pressure laminate top (UM), add <b>\$255</b>.</li> <li>• For a solid surface top (CO), add <b>\$1149</b> for Grade 1 and add <b>\$1384</b> for Grade 2.</li> </ul> <p>Coordinating edge on laminate surfaces with solid wood frame and legs. Must be connected to a guest chair. Includes one set of U-channel connectors and hardware. 1 per carton. Power/USB unit can be specified in the surface of laminate top tables (CNT). Add <b>\$378</b>.</p>  |                       |               |         |           |               |
|  | GC36320   | 22.5 x 15.75 x 3      | 92.5          | 16      | 1.5       | <b>\$594</b>  |
|   | <ul style="list-style-type: none"> <li>• Pricing shown for a thermally fused laminate top (LP).</li> <li>• For a high pressure laminate top (HP), add <b>\$69</b>.</li> <li>• For an ultra matte high pressure laminate top (UM), add <b>\$179</b>.</li> <li>• For a solid surface top (CO), add <b>\$961</b> for Grade 1 and add <b>\$1154</b> for Grade 2.</li> </ul> <p>Coordinating edge on laminate surfaces with solid wood frame and legs. Must be connected between two guest chairs. Includes two sets of U-channel connectors and hardware. 1 per carton. Power/USB unit can be specified in the surface of laminate top tables (CNT). Add <b>\$378</b>.</p>  |                       |               |         |           |               |
|  | GC36321   | 21 x 23.5 x 3         | 92.5          | 20      | 1.9       | <b>\$630</b>  |
|   | <ul style="list-style-type: none"> <li>• Pricing shown for a thermally fused laminate top (LP).</li> <li>• For a high pressure laminate top (HP), add <b>\$69</b>.</li> <li>• For an ultra matte high pressure laminate top (UM), add <b>\$255</b>.</li> <li>• For a solid surface top (CO), add <b>\$994</b> for Grade 1 and add <b>\$1225</b> for Grade 2.</li> </ul> <p>Coordinating edge on laminate surfaces with solid wood frame and legs. Must be connected between two guest chairs. Includes two sets of U-channel connectors and hardware. 1 per carton. Power/USB unit can be specified in the surface of laminate top tables (CNT). Add <b>\$378</b>.</p>  |                       |               |         |           |               |
|  | GC36322   | 2.87 x 1.5 x 1.62     | 70            | 0.75    | 0.03      | <b>\$51</b>   |
|   | Includes hardware. 4 sets per carton.   |                       |               |         |           |               |



CHAP™



Wood Back Armchair  
model 1010



Upholstered Back Armchair  
model 1015



Upholstered Round Back  
Armchair model 1004




Wood Round Back Armchair  
model 1005






STANDARD FEATURES

- Chap offers mid-century modern styling in a finely crafted beechwood armchair series.
- Straight and round back models have upholstered seats with upholstered or open wood frame backs.
- Straight back models are available with exposed wood or upholstered front seat rails.
- For reorders of discontinued models 1002 and 1003, use models 1004 and 1005 with 18" reduced seat depth.
- Custom stain matching is not available on models 1004 and 1005.
- Chairs are standard with a black liner under seat cushion. An underseat panel (USP) is available which conceals seat structure. It is covered with a coated textile and secured with tamperproof fasteners.
- For graded pricing, select model base price. Add graded textile upcharges for seat or for upholstered back models, both seat and back.
- The Blended Textile matrix does not apply to this series.
- Upholstery options include fabric, coated textiles and leather.
- Chap series is covered under Global's Limited Lifetime warranty, for single shift use.
- For multi-shift environments, and coverage under Globalcare's 24/7 warranty, Ultracell foam - 24/7 warranty (UC) must be selected.
- Textiles with a minimum of 100,000 double rubs must be specified to meet Global's 24/7 warranty coverage. For healthcare textiles, visit the website at [globalfurnituregroup.com](http://globalfurnituregroup.com).
- Does not stack.
- Custom stain matching is not available on round back models.

Please add option codes in the following order:

- **Model number**  
Specify model number
- **Back textile**  
Specify textile code
- **Seat textile**  
Specify textile code
- **Frame finish** (Round back models)  
1004 and 1005 available in select finishes (\*).  
(AAM) Absolute\*  
(BKM) Black\*  
(ACM) Cherry\*  
(EOM) English Oak  
(ECM) Espresso Cafe\*  
(TFM) Fruitwood  
(HGM) Gray  
(AHM) Honey  
(TMM) Mahogany\*  
(AVM) Maple  
(MWM) Medium Walnut\*  
(NLW) Natural Walnut  
(ASM) Night\*  
(NBM) Noce Biondo  
(NGM) Noce Grigio  
(NEM) Noce Leggero  
(NMM) Noce Medio\*  
(SKM) Shaker Cherry\*  
(TWM) Walnut\*  
(WTM) WC Cream\*  
(WHM) White\*  
(WCM) Winter Cherry
- **Glides**  
(XG) No Glide for Carpeted Surfaces.  
(NM) White Non-marking Nylon Glide for most floor surfaces. Add \$36  
(SG) Steel Cushioned Glide for carpeted surfaces. Add \$36  
(FG) Felt Glide for most hard floor surfaces. Add \$36  
(RG) Rubber Non-slip Glide for most hard floor surfaces. Add \$36
- **Sealed Seams** (on approved coated textiles)  
(NS) No sealed seams  
(SSS) Sealed seat seams. Add \$67
- **Moisture barrier** (seat only, not available with sealed seams)  
(NB) No moisture barrier. No upcharge  
(MB) Moisture barrier. Add \$113.
- **Seat foam**  
(SF) Standard foam  
(UC) Ultracell foam - 24/7 warranty
- **Seat underside**  
(USL) Under seat liner  
(USP) Under seat panel. Add \$84

| DESCRIPTION   | FEATURES  | MODEL#             | STANDARD TEXTILE GRADES |        |                 |        |        |                 |        |        |        |        |        |        |
|---|---|--------------------|-------------------------|--------|-----------------|--------|--------|-----------------|--------|--------|--------|--------|--------|--------|
|   |   | 1/COM              | 2                       | 3      | 4               | 5      | 6      | 7               | 8      | 9      | 10     | 11     | 12     |        |
| <br><b>Wood Back Armchair w/ Upholstered Seat Front</b><br>COM Yardage: 1<br>Freight Class: 250<br>Product Weight (lbs.): 33<br>Cubic Feet Per Carton: 15.75 | Does not stack.<br>Active weight 350 lbs.<br>Ergonomic Features<br>M, N | 1010               | \$1379                  | \$1413 | \$1440          | \$1479 | \$1534 | \$1557          | \$1604 | \$1679 | \$1735 | \$1796 | \$1924 | \$2058 |
|   |   | OVERALL DIMENSIONS |                         |        | SEAT DIMENSIONS |        |        | BACK DIMENSIONS |        |        |        |        |        |        |
|   |   | W                  | D                       | H      | W               | D      | H      | W               | H      |        |        |        |        |        |
|   |   | 25.5               | 25                      | 31     | 21              | 20     | 18     | 20.5            | 13.5   |        |        |        |        |        |
|   |   | RTA 00             |                         |        |                 |        |        |                 |        |        |        |        |        |        |

| DESCRIPTION  | FEATURES  | MODEL#        | STANDARD TEXTILE GRADES |               |                    |               |               |                 |               |               |                 |               |               |    |  |  |
|--|---|---------------|-------------------------|---------------|--------------------|---------------|---------------|-----------------|---------------|---------------|-----------------|---------------|---------------|----|--|--|
|   | <b>1011</b><br><br>Base Price:<br>Seat upcharge:<br>Back upcharge:      |               | 1/COM                   | 2             | 3                  | 4             | 5             | 6               | 7             | 8             | 9               | 10            | 11            | 12 |  |  |
|  |   | <b>\$1388</b> |                         |               |                    |               |               |                 |               |               |                 |               |               |    |  |  |
|  |   | <b>+0</b>     | <b>\$26</b>             | <b>\$46</b>   | <b>\$75</b>        | <b>\$117</b>  | <b>\$133</b>  | <b>\$169</b>    | <b>\$225</b>  | <b>\$267</b>  | <b>\$314</b>    | <b>\$409</b>  | <b>\$510</b>  |    |  |  |
|  |   | <b>+0</b>     | <b>\$26</b>             | <b>\$46</b>   | <b>\$75</b>        | <b>\$117</b>  | <b>\$133</b>  | <b>\$169</b>    | <b>\$225</b>  | <b>\$267</b>  | <b>\$314</b>    | <b>\$409</b>  | <b>\$510</b>  |    |  |  |
|  |   |               |                         |               | OVERALL DIMENSIONS |               |               | SEAT DIMENSIONS |               |               | BACK DIMENSIONS |               |               |    |  |  |
| <b>Upholstered Back Armchair w/ Upholstered Seat Front</b><br>COM Yardage: Back: .75; Seat: .75<br>Freight Class: 250<br>Product Weight (lbs.): 33<br>Cubic Feet Per Carton: 15.75       | Does not stack.<br>Active weight 350 lbs.<br>Ergonomic Features<br>M, N |               | W                       | D             | H                  | W             | D             | H               | W             | H             |                 |               |               |    |  |  |
|  |   | 25.5          | 25                      | 31.5          | 21                 | 20            | 18            | 20.5            | 13.5          |               |                 |               |               |    |  |  |
|  |   |               |                         |               | RTA 00             |               |               |                 |               |               |                 |               |               |    |  |  |
|  |   |               |                         |               |                    |               |               |                 |               |               |                 |               |               |    |  |  |
|  |   |               |                         |               |                    |               |               |                 |               |               |                 |               |               |    |  |  |
|   | <b>1014</b>   |               | 1/COM                   | 2             | 3                  | 4             | 5             | 6               | 7             | 8             | 9               | 10            | 11            | 12 |  |  |
|  |   | <b>\$1379</b> | <b>\$1413</b>           | <b>\$1440</b> | <b>\$1479</b>      | <b>\$1534</b> | <b>\$1557</b> | <b>\$1604</b>   | <b>\$1679</b> | <b>\$1735</b> | <b>\$1796</b>   | <b>\$1924</b> | <b>\$2058</b> |    |  |  |
|  |   |               |                         |               | OVERALL DIMENSIONS |               |               | SEAT DIMENSIONS |               |               | BACK DIMENSIONS |               |               |    |  |  |
|  |   |               |                         |               | W                  | D             | H             | W               | D             | H             | W               | H             |               |    |  |  |
|  |   | 25.5          | 25                      | 31            | 21                 | 20            | 18            | 20.5            | 13.5          |               |                 |               |               |    |  |  |
| <b>Wood Back Armchair w/ Wood Front Rail</b><br>COM Yardage: 1<br>Freight Class: 250<br>Product Weight (lbs.): 33<br>Cubic Feet Per Carton: 15.75  | Does not stack.<br>Active weight 350 lbs.<br>Ergonomic Features<br>M, N |               |                         |               |                    | RTA 00        |               |                 |               |               |                 |               |               |    |  |  |
|  |   |               |                         |               |                    |               |               |                 |               |               |                 |               |               |    |  |  |
|  |   |               |                         |               |                    |               |               |                 |               |               |                 |               |               |    |  |  |
|  |   |               |                         |               |                    |               |               |                 |               |               |                 |               |               |    |  |  |
|  |   |               |                         |               |                    |               |               |                 |               |               |                 |               |               |    |  |  |
|   | <b>1015</b><br><br>Base Price:<br>Seat upcharge:<br>Back upcharge:      |               | 1/COM                   | 2             | 3                  | 4             | 5             | 6               | 7             | 8             | 9               | 10            | 11            | 12 |  |  |
|  |   | <b>\$1388</b> |                         |               |                    |               |               |                 |               |               |                 |               |               |    |  |  |
|  |   | <b>+0</b>     | <b>\$26</b>             | <b>\$46</b>   | <b>\$75</b>        | <b>\$117</b>  | <b>\$133</b>  | <b>\$169</b>    | <b>\$225</b>  | <b>\$267</b>  | <b>\$314</b>    | <b>\$409</b>  | <b>\$510</b>  |    |  |  |
|  |   | <b>+0</b>     | <b>\$26</b>             | <b>\$46</b>   | <b>\$75</b>        | <b>\$117</b>  | <b>\$133</b>  | <b>\$169</b>    | <b>\$225</b>  | <b>\$267</b>  | <b>\$314</b>    | <b>\$409</b>  | <b>\$510</b>  |    |  |  |
|  |   |               |                         |               | OVERALL DIMENSIONS |               |               | SEAT DIMENSIONS |               |               | BACK DIMENSIONS |               |               |    |  |  |
| <b>Upholstered Back Armchair w/ Wood Front Rail</b><br>COM Yardage: Back: .75; Seat: .75<br>Freight Class: 250<br>Product Weight (lbs.): 33<br>Cubic Feet Per Carton: 15.75              | Does not stack.<br>Active weight 350 lbs.<br>Ergonomic Features<br>M, N |               | W                       | D             | H                  | W             | D             | H               | W             | H             |                 |               |               |    |  |  |
|  |   | 25.5          | 25                      | 31.5          | 21                 | 20            | 18            | 20.5            | 13.5          |               |                 |               |               |    |  |  |
|  |   |               |                         |               | RTA 00             |               |               |                 |               |               |                 |               |               |    |  |  |
|  |   |               |                         |               |                    |               |               |                 |               |               |                 |               |               |    |  |  |
|  |   |               |                         |               |                    |               |               |                 |               |               |                 |               |               |    |  |  |
|   | <b>1004</b><br><br>Base Price:<br>Seat upcharge:<br>Back upcharge:      |               | 1/COM                   | 2             | 3                  | 4             | 5             | 6               | 7             | 8             | 9               | 10            | 11            | 12 |  |  |
|  |   | <b>\$1570</b> |                         |               |                    |               |               |                 |               |               |                 |               |               |    |  |  |
|  |   | <b>+0</b>     | <b>\$26</b>             | <b>\$46</b>   | <b>\$75</b>        | <b>\$117</b>  | <b>\$133</b>  | <b>\$169</b>    | <b>\$225</b>  | <b>\$267</b>  | <b>\$314</b>    | <b>\$409</b>  | <b>\$510</b>  |    |  |  |
|  |   | <b>+0</b>     | <b>\$26</b>             | <b>\$46</b>   | <b>\$75</b>        | <b>\$117</b>  | <b>\$133</b>  | <b>\$169</b>    | <b>\$225</b>  | <b>\$267</b>  | <b>\$314</b>    | <b>\$409</b>  | <b>\$510</b>  |    |  |  |
|  |   |               |                         |               | OVERALL DIMENSIONS |               |               | SEAT DIMENSIONS |               |               | BACK DIMENSIONS |               |               |    |  |  |
| <b>Upholstered Roundback Armchair w/ Upholstered Seat Front</b><br>COM Yardage: Back: .75 ; Seat: .75<br>Freight Class: 300<br>Product Weight (lbs.): 26<br>Cubic Feet Per Carton: 13.25 | Does not stack.<br>Active weight 350 lbs.<br>Ergonomic Features<br>M, N |               | W                       | D             | H                  | W             | D             | H               | W             | H             |                 |               |               |    |  |  |
|  |   | 24.5          | 22.5                    | 30            | 22                 | 18            | 18            | 20              | 12.5          |               |                 |               |               |    |  |  |
|  |   |               |                         |               | RTA 00             |               |               |                 |               |               |                 |               |               |    |  |  |
|  |   |               |                         |               |                    |               |               |                 |               |               |                 |               |               |    |  |  |
|  |   |               |                         |               |                    |               |               |                 |               |               |                 |               |               |    |  |  |
|   | <b>1005</b>   |               | 1/COM                   | 2             | 3                  | 4             | 5             | 6               | 7             | 8             | 9               | 10            | 11            | 12 |  |  |
|  |   | <b>\$1383</b> | <b>\$1417</b>           | <b>\$1444</b> | <b>\$1483</b>      | <b>\$1538</b> | <b>\$1561</b> | <b>\$225</b>    | <b>\$1683</b> | <b>\$1739</b> | <b>\$1800</b>   | <b>\$1928</b> | <b>\$2062</b> |    |  |  |
|  |   |               |                         |               | OVERALL DIMENSIONS |               |               | SEAT DIMENSIONS |               |               | BACK DIMENSIONS |               |               |    |  |  |
|  |   |               |                         |               | W                  | D             | H             | W               | D             | H             | W               | H             |               |    |  |  |
|  |   | 24.5          | 22.5                    | 30            | 22                 | 18            | 18            | 20              | 12.5          |               |                 |               |               |    |  |  |
| <b>Round Wood Back Armchair w/ Upholstered Seat Front</b><br>COM Yardage: 1<br>Freight Class: 300<br>Product Weight (lbs.): 25<br>Cubic Feet Per Carton: 13.25                           | Does not stack.<br>Active weight 350 lbs.<br>Ergonomic Features<br>M, N |               |                         |               |                    | RTA 00        |               |                 |               |               |                 |               |               |    |  |  |
|  |   |               |                         |               |                    |               |               |                 |               |               |                 |               |               |    |  |  |
|  |   |               |                         |               |                    |               |               |                 |               |               |                 |               |               |    |  |  |
|  |   |               |                         |               |                    |               |               |                 |               |               |                 |               |               |    |  |  |
|  |   |               |                         |               |                    |               |               |                 |               |               |                 |               |               |    |  |  |

COAST



model GC4172

EXAMPLE COAST ORDER CODE:

|         |         |         |        |                  |              |
|---------|---------|---------|--------|------------------|--------------|
| GC4172  | -LX21   | -SS     | -ST    | -                | -            |
| Model # | Textile | Armcaps | Glides | Moisture Barrier | Sealed Seams |

STANDARD FEATURES

- The smooth low range glide adds relaxing motion while you sink back and coast in this ultra-comfortable chair.
- Adjustable non-marking glides are standard
- For added comfort, seats are standard with high density Ultracell foam.
- Cleanout space is provided between the seat and back cushions for easy housekeeping.
- Arms on the glider are fixed with a grip allowing the user to easily enter and exit from the chair. Combined with a smooth low-range motion mechanism, this eliminates the need for a locking mechanism
- Standard with Black Urethane fully extended arms with a grip for ease of entry and exit from chair.
- Seamless front upholstery method on the seat cushion prevents eventual breakdown of seams causing liquid penetration into the foam.
- For healthcare textiles and finish options, visit the website at [www.globalfurnituregroup.com](http://www.globalfurnituregroup.com)
- Can be upholstered in standard Global textiles only if healthcare compliance is not required.
- Shipped fully assembled.

OPTIONAL FEATURES


- For non-slip glides, please specify **(NS)**. Add **\$37**.
- To add sealed seams to your product, contact Customer Care. Upcharges vary
- For moisture barrier **(MB)** (Seat Only) - Add \$137 list upcharge.
- Tablet arm with spill collector on the edge is available, offered in Black Phenolic material. Tablet rotates so it can be positioned for any user activity and can fold down to store beside the chair when not being used. From seated position, specify **(LT)** for left hand tablet or **(RT)** for right hand tablet. Add **\$1070**. For tablet on both sides, specify **(TB)**. Add **\$2136**.

SUGGESTED APPLICATIONS

- Patient rooms
- Resident rooms
- Lounge/Waiting

Please add option codes in the following order:

- **Model number**  
**GC4172** Glider/motion chair
- **Textile**  
Specify fabric code.
- **Armcap finish**  
**(BLK)** Black Urethane armcap  
**(LAB)** Latte Urethane armcap  
**(KAL)** Kalua Urethane armcap  
**(J52)** Mocha Urethane armcap  
**(SHW)** Shadow Urethane armcap  
**(TOA)** Toast Urethane armcap  
**(AAM)** Absolute wood armcap  
**(ACM)** Cherry wood armcap  
**(EOM)** English Oak wood armcap  
**(ECM)** Espresso Cafe wood armcap  
**(HGM)** Gray wood armcap  
**(AHM)** Honey wood armcap  
**(JOM)** Jet Onyx wood armcap  
**(AVM)** Maple wood armcap  
**(MWM)** Medium Walnut wood armcap  
**(NLW)** Natural Walnut wood armcap  
**(ASM)** Night wood armcap  
**(NBM)** Noce Biondo wood armcap  
**(NGM)** Noce Grigio wood armcap  
**(NEM)** Noce Leggero wood armcap  
**(NMM)** Noce Medio wood armcap  
**(SBM)** Sandy Beach wood armcap  
**(SKM)** Shaker Cherry wood armcap  
**(TFM)** Fruitwood wood armcap  
**(TMM)** Mahogany wood armcap  
**(TWM)** Walnut wood armcap  
**(WTM)** WC Cream wood armcap  
**(WHM)** White wood armcap  
**(WCM)** Winter Cherry wood armcap
- **Glides**  
**(ST)** Adjustable non-marking glides  
**(NS)** Adjustable non-slip glides
- **Moisture Barrier**  
**(MB)** Seat only
- **Sealed seams**  
**(SS)** All sealed seams

| DESCRIPTION   | MODEL#/ FEATURES  | STANDARD TEXTILE GRADES |        |        |                 |        |        |                 |        |        |        |        |        |
|---|---|-------------------------|--------|--------|-----------------|--------|--------|-----------------|--------|--------|--------|--------|--------|
|   |   | COM                     | 2      | 3      | 4               | 5      | 6      | 7               | 8      | 9      | 10     | 11     | 12     |
|    | GC4172  | \$2637                  | \$2819 | \$2972 | \$3194          | \$3509 | \$3659 | \$3946          | \$4404 | \$4755 | \$5147 | \$5952 | \$6813 |
|   |   |                         |        |        |                 |        |        |                 |        |        |        |        |        |
| <b>Glider / Motion Chair</b><br>COM Yardage: 5.5<br>Freight Class: 250<br>Product Weight (lbs.): 115<br>Cubic Feet Per Carton: 29.5 | Active weight 350 lbs.<br><br>Specify armcap: wood or Urethane. | OVERALL DIMENSIONS      |        |        | SEAT DIMENSIONS |        |        | BACK DIMENSIONS |        |        |        |        |        |
|   |   | W                       | D      | H      | W               | D      | H      | W               | H      |        |        |        |        |
|   |   | 30                      | 31.5   | 43.5   | 21.5            | 19.5   | 18     | 22              | 28     |        |        |        |        |

COLLINGWOOD



model GC36511  
High back lounge chair

STANDARD FEATURES

- Collingwood offers a cozy, streamlined design with classic curves.
- The series is available to specify with two textiles, one for the seat cushion and one for the back, arms and front rail (see model image).
- For pricing, start with the base price and add both back/arms graded textile upcharge and the seat graded textile upcharge.
- A clean through design is provided around the seat cushion for easy housekeeping.
- Seat cushion is mechanically removable, if required.
- For added comfort, the seat cushions are standard with high density Ultracell foam.
- The seat underside is sealed with a non-porous material to support housekeeping and infection control protocols.
- Legs are standard in wood or urethane (see upcharge).
- Choose from standard non-marking glides, steel cushioned glides, rubber non-slip glides, or felt glides (upcharges apply).
- The Globalcare warranty (for healthcare and 24/7 environments) applies for all Collingwood models when performance textiles are selected. Visit the website at [globalfurnituregroup.com/healthcare](http://globalfurnituregroup.com/healthcare).
- Global's standard lifetime warranty applies when approved standard Global textiles are selected.
- For alternate textile applications, contact Global specials. The Blended Textile matrix does not apply to this series.
- Shipped fully assembled.

SUGGESTED APPLICATIONS



- Dining/Cafeteria
- Guest seating
- Lobbies
- Lounge/Waiting
- Patient rooms
- Resident rooms

Add option codes in the following order:


- **Model number**  
**GC36510** Low back lounge chair  
**GC36511** High back lounge chair
- **Back/Arm Textile**  
Specify textile code. See model grade upcharges.
- **Seat Textile**  
Specify textile code. See model grade upcharges.
- **Leg Finish (Wood)**  
(**AAM**) Absolute  
(**BKM**) Black  
(**ACM**) Cherry  
(**EOM**) English Oak  
(**ECM**) Espresso Cafe  
(**TFM**) Fruitwood  
(**HGM**) Grey  
(**AHM**) Honey  
(**JOM**) Jet Onyx  
(**TMM**) Mahogany  
(**AVM**) Maple  
(**WHM**) White  
(**MWM**) Medium Walnut  
(**NLW**) Natural Walnut  
(**ASM**) Night  
(**NBM**) Noce Biondo  
(**NGM**) Noce Grigio  
(**NEM**) Noce Leggero  
(**NMM**) Noce Medio  
(**SBM**) Sandy Beach  
(**SKM**) Shaker Cherry  
(**TVM**) Walnut  
(**WTM**) WC Cream  
(**WCM**) Winter Cherry
- **Leg Finish (Urethane)** Add \$193  
(**BLK**) Black  
(**LAB**) Latte  
(**SHW**) Shadow  
(**KAL**) Kalua  
(**J52**) Mocha  
(**TOA**) Toast
- **Glides**  
(**NM**) Non-marking glide. No upcharge.  
(**RG**) Rubber, non-slip glide. Add \$36.  
(**SG**) Steel cushion glide. Add \$36.  
(**FG**) Felt glide. Add \$36.
- **Sealed Back Seams** (Contact Customer Care for approved textiles)  
(**NBS**) No sealed back seams  
(**SBS**) Sealed back seams. See model for upcharge.
- **Sealed Seat Seams** (Contact Customer Care for approved textiles)  
(**NSS**) No sealed seat seams  
(**SSS**) Sealed seat seams. Add \$35.
- **Moisture Barrier** (Not available with Sealed Seams.)  
(**NB**) No moisture barrier.  
(**MB**) Moisture barrier (seat only). Add \$117.

EXAMPLE COLLINGWOOD ORDER CODE:

|         |                  |              |            |       |                   |                   |                  |
|---------|------------------|--------------|------------|-------|-------------------|-------------------|------------------|
| GC36510 | CE90             | CE90         | AVM        | NM    | NBS               | NSS               | NB               |
| Model # | Back/arm textile | Seat textile | Leg finish | Glide | Sealed Back Seams | Sealed Seat Seams | Moisture Barrier |

| DESCRIPTION  |                | MODEL#/ FEATURES   |                    | STANDARD TEXTILE GRADES |               |                 |               |               |                 |                |                |                |                |                |  |
|--|----------------|--|--------------------|-------------------------|---------------|-----------------|---------------|---------------|-----------------|----------------|----------------|----------------|----------------|----------------|--|
|   |                |  | 1/COM              | 2                       | 3             | 4               | 5             | 6             | 7               | 8              | 9              | 10             | 11             | 12             |  |
|  | <b>GC36510</b> | Base Price:  | <b>\$2274</b>      |                         |               |                 |               |               |                 |                |                |                |                |                |  |
|  |                | Back/Arm upcharge:   | <b>+0</b>          | <b>+\$110</b>           | <b>+\$197</b> | <b>+\$320</b>   | <b>+\$491</b> | <b>+\$570</b> | <b>+\$718</b>   | <b>+\$957</b>  | <b>+\$1136</b> | <b>+\$1328</b> | <b>+\$1736</b> | <b>+\$2161</b> |  |
|  |                | Seat upcharge:   | <b>+0</b>          | <b>+\$43</b>            | <b>+\$76</b>  | <b>+\$124</b>   | <b>+\$189</b> | <b>+\$220</b> | <b>+\$277</b>   | <b>+\$369</b>  | <b>+\$437</b>  | <b>+\$511</b>  | <b>+\$668</b>  | <b>+\$832</b>  |  |
|  |                |  | OVERALL DIMENSIONS |                         |               | SEAT DIMENSIONS |               |               | BACK DIMENSIONS |                |                |                |                |                |  |
|  |                | W  | D                  | H                       |               | W               | D             | H             |                 | W              | H              |                |                |                |  |
|  |                |  | 28                 | 27.25                   | 28            |                 | 21            | 19            | 18              |                | 21.5           | 12.5           |                |                |  |
| <b>Low Back Lounge Chair</b><br>COM Yardage: Back/Arm: 3.25; Seat: 1.25<br>Freight Class: 250<br>Product Weight (lbs.): 55<br>Cubic Feet Per Carton: 19.25 |                | Active weight 350 lbs.<br>Replaceable seat cushion.<br>Add \$69 for <b>(SBS)</b> , \$35 for <b>(SSS)</b> |                    |                         |               |                 |               |               |                 |                |                |                |                |                |  |
|   |                |  | 1/COM              | 2                       | 3             | 4               | 5             | 6             | 7               | 8              | 9              | 10             | 11             | 12             |  |
|  | <b>GC36511</b> | Base Price:  | <b>\$2334</b>      |                         |               |                 |               |               |                 |                |                |                |                |                |  |
|  |                | Back/Arm upcharge:   | <b>+0</b>          | <b>+\$127</b>           | <b>+\$226</b> | <b>+\$369</b>   | <b>+\$567</b> | <b>+\$658</b> | <b>+\$828</b>   | <b>+\$1105</b> | <b>+\$1311</b> | <b>+\$1532</b> | <b>+\$2003</b> | <b>+\$2493</b> |  |
|  |                | Seat upcharge:   | <b>+0</b>          | <b>+\$43</b>            | <b>+\$76</b>  | <b>+\$124</b>   | <b>+\$189</b> | <b>+\$220</b> | <b>+\$277</b>   | <b>+\$369</b>  | <b>+\$437</b>  | <b>+\$511</b>  | <b>+\$668</b>  | <b>+\$832</b>  |  |
|  |                |  | OVERALL DIMENSIONS |                         |               | SEAT DIMENSIONS |               |               | BACK DIMENSIONS |                |                |                |                |                |  |
|  |                | W  | D                  | H                       |               | W               | D             | H             |                 | W              | H              |                |                |                |  |
|  |                |  | 28                 | 28.5                    | 35.5          |                 | 21            | 19            | 18              |                | 21.5           | 17             |                |                |  |
| <b>High Back Lounge Chair</b><br>COM Yardage: Back/Arm: 3.75; Seat: 1.25<br>Freight Class: 250<br>Product Weight (lbs.): 56<br>Cubic Feet Per Carton: 22.5 |                | Active weight 350 lbs.<br>Replaceable seat cushion.<br>Add \$79 for <b>(SBS)</b> , \$35 for <b>(SSS)</b> |                    |                         |               |                 |               |               |                 |                |                |                |                |                |  |

DESMOND



model GC4162

STANDARD FEATURES





- Clean lines and a contoured picture frame style back coordinate with any decor.
- Arms incorporate a firm grip extension to assist users in the entry and exit from the chair.
- Additional support rails on the legs ensure strength and durability.
- For added comfort, seats are standard with high density Ultracell bio foam
- Opaque non-marking glides are standard
- For Globalcare textiles and wood finish options, visit the website at [globalfurnituregroup.com](http://globalfurnituregroup.com)
- Models ending in FC have front casters
- Shipped fully assembled

OPTIONAL FEATURES

- For non-slip glides specify **(NS)**. Add \$37
- To add sealed seams to your product's back only contact Customer Care. Upcharges vary
- For moisture barrier **(MB)** (seat only) - Add \$137.

SUGGESTED APPLICATIONS

- Dining/Cafeteria
- Guest seating
- Lobbies
- Lounge/Waiting
- Office/Meeting
- Patient rooms
- Resident rooms

| DESCRIPTION  |                        | MODEL#/ FEATURES   |        |        |                 | STANDARD TEXTILE GRADES |        |                 |        |        |        |        |        |  |  |  |  |
|--|------------------------|--------------------|--------|--------|-----------------|-------------------------|--------|-----------------|--------|--------|--------|--------|--------|--|--|--|--|
|   |                        | COM                | 2      | 3      | 4               | 5                       | 6      | 7               | 8      | 9      | 10     | 11     | 12     |  |  |  |  |
|  | GC4162                 | \$1475             | \$1507 | \$1547 | \$1599          | \$1673                  | \$1705 | \$1774          | \$1880 | \$1962 | \$2054 | \$2241 | \$2440 |  |  |  |  |
|  |                        | OVERALL DIMENSIONS |        |        | SEAT DIMENSIONS |                         |        | BACK DIMENSIONS |        |        |        |        |        |  |  |  |  |
|  |                        | W                  | D      | H      | W               | D                       | H      | W               | H      |        |        |        |        |  |  |  |  |
|  | Active weight 300 lbs. | 24                 | 22.5   | 36     | 22.5            | 18                      | 17.5   | 17.5            | 18.5   |        |        |        |        |  |  |  |  |
| <b>Armchair</b><br>COM Yardage: 1.25<br>Freight Class: 300<br>Product Weight (lbs.): 24<br>Cubic Feet Per Carton: 14.5                   |                        |                    |        |        |                 |                         |        |                 |        |        |        |        |        |  |  |  |  |
|    |                        | COM                | 2      | 3      | 4               | 5                       | 6      | 7               | 8      | 9      | 10     | 11     | 12     |  |  |  |  |
|  | GC4162FC               | \$1574             | \$1606 | \$1646 | \$1698          | \$1772                  | \$1804 | \$1873          | \$1979 | \$2060 | \$2151 | \$2339 | \$2538 |  |  |  |  |
|  |                        | OVERALL DIMENSIONS |        |        | SEAT DIMENSIONS |                         |        | BACK DIMENSIONS |        |        |        |        |        |  |  |  |  |
|  |                        | W                  | D      | H      | W               | D                       | H      | W               | H      |        |        |        |        |  |  |  |  |
|  | Active weight 300 lbs. | 24                 | 22.5   | 36     | 22.5            | 18                      | 17.5   | 17.5            | 18.5   |        |        |        |        |  |  |  |  |
| <b>Armchair w/Front Casters</b><br>COM Yardage: 1.25<br>Freight Class: 300<br>Product Weight (lbs.): 24<br>Cubic Feet Per Carton: 14.5   |                        |                    |        |        |                 |                         |        |                 |        |        |        |        |        |  |  |  |  |
|   |                        | COM                | 2      | 3      | 4               | 5                       | 6      | 7               | 8      | 9      | 10     | 11     | 12     |  |  |  |  |
|  | GC4165                 | \$1352             | \$1389 | \$1425 | \$1477          | \$1548                  | \$1583 | \$1646          | \$1751 | \$1830 | \$1920 | \$2102 | \$2299 |  |  |  |  |
|  |                        | OVERALL DIMENSIONS |        |        | SEAT DIMENSIONS |                         |        | BACK DIMENSIONS |        |        |        |        |        |  |  |  |  |
|  |                        | W                  | D      | H      | W               | D                       | H      | W               | H      |        |        |        |        |  |  |  |  |
|  | Active weight 300 lbs. | 22.5               | 22.5   | 36     | 22.5            | 18                      | 17.5   | 17.5            | 18.5   |        |        |        |        |  |  |  |  |
| <b>Side Chair</b><br>COM Yardage: 1.25<br>Freight Class: 300<br>Product Weight (lbs.): 22<br>Cubic Feet Per Carton: 14.5                 |                        |                    |        |        |                 |                         |        |                 |        |        |        |        |        |  |  |  |  |
|   |                        | COM                | 2      | 3      | 4               | 5                       | 6      | 7               | 8      | 9      | 10     | 11     | 12     |  |  |  |  |
|  | GC4165FC               | \$1451             | \$1488 | \$1524 | \$1576          | \$1647                  | \$1682 | \$1745          | \$1850 | \$1929 | \$2019 | \$2201 | \$2397 |  |  |  |  |
|  |                        | OVERALL DIMENSIONS |        |        | SEAT DIMENSIONS |                         |        | BACK DIMENSIONS |        |        |        |        |        |  |  |  |  |
|  |                        | W                  | D      | H      | W               | D                       | H      | W               | H      |        |        |        |        |  |  |  |  |
|  | Active weight 300 lbs. | 22.5               | 22.5   | 36     | 22.5            | 18                      | 17.5   | 17.5            | 18.5   |        |        |        |        |  |  |  |  |
| <b>Side Chair w/Front Casters</b><br>COM Yardage: 1.25<br>Freight Class: 300<br>Product Weight (lbs.): 22<br>Cubic Feet Per Carton: 14.5 |                        |                    |        |        |                 |                         |        |                 |        |        |        |        |        |  |  |  |  |

DESMOND HT



model GC4290

EXAMPLE DESMOND HT ORDER CODE:

|         |         |       |         |        |                  |
|---------|---------|-------|---------|--------|------------------|
| GC4290  | -LX21   | -TBL  | -PT     | -BK    | -MB              |
| Model # | Textile | Frame | Armcaps | Glides | Moisture Barrier |

STANDARD FEATURES

- Desmond HT is a metal framed chair with residential design while ensuring maximum strength and durability within very challenging applications.
- Available with four-legged metal welded frame with or without arms; with rear casters that allow the caregiver to tip and move chair without lifting. Model GC4292 has a lift-assist mechanism and rear casters. The caregiver steps on the lift-assist in turning the chair and moving the occupant to and from a table.
- Models with rear casters also allow the caregiver to turn the chair with occupant seated for better access to wheelchair or walker.
- The welded metal frame, welded cross rails on lower frame, metal-to-metal fasteners on seat pan, back insert and urethane armcaps enhance strength and durability, ensuring its performance in the most rigorous environments.
- Urethane armcaps are comfortable, durable, cleanable and replaceable. Designed to offer proper support while seated and the forward extension allows the occupant to use with confidence when getting in or out of the chair.
- For added comfort and long term performance the seat cushion is standard with high density Ultracell bio foam
- The underside of the seat pan is moisture resistant, and the cushions have no exposed seams to support improved housekeeping and infection prevention practices
- For Globalcare textiles and finish options, visit the website at [globalfurnituregroup.com](http://globalfurnituregroup.com).
- Can be upholstered in standard Global textiles if Healthcare compliance is not required.
- Shipped fully assembled.

SUGGESTED APPLICATIONS


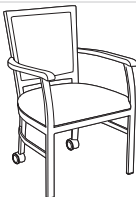
- Dining/Cafeteria
- Guest seating
- Lobbies
- Lounge/Waiting
- Office/Meeting
- Patient rooms
- Resident rooms
- Bariatric seating (model GC4293)

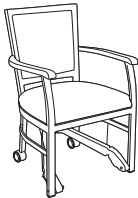
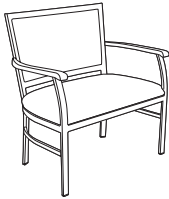

OPTIONAL FEATURES

- To add additional weight to your product, contact Customer Care for more information.
- Moisture Barrier **(MB)** (Seat Only) - Add \$137 list upcharge.

Please add option codes in the following order:

- **Model number**  
**GC4290** Metal armchair  
**GC4291** Metal armchair w/two rear swivel casters  
**GC4292** Metal armchair w/two rear swivel casters and lift mechanism  
**GC4293** Metal bariatric armchair  
**GC4294** Metal side chair, armless  
- Add **(33)** to model # if CAL TB 133 is required.
- **Textile**  
Specify fabric code.
- **Frame finish**  
**(TBL)** Black  
**(TIV)** Cloud  
**(TDW)** Designer White  
**(TFO)** Fog  
**(TFR)** Frost  
**(TKA)** Kalua  
**(TLA)** Latte  
**(TMO)** Mocha  
**(TNE)** Nevada  
**(TSN)** Sand  
**(TSH)** Shadow  
**(TOA)** Toast  
**(TTU)** Tungsten
- **Armcap finish**  
**(BLK)** Black  
**(KAL)** Kalua  
**(LAB)** Latte  
**(J52)** Mocha  
**(SHW)** Shadow  
**(TOA)** Toast
- **Glides**  
**(BK)** Black plastic glides
- **Moisture Barrier**  
**(MB)** Seat only

| DESCRIPTION   | MODEL#/ FEATURES       | STANDARD TEXTILE GRADES |        |        |                 |        |        |                 |        |        |        |        |        |
|---|------------------------|-------------------------|--------|--------|-----------------|--------|--------|-----------------|--------|--------|--------|--------|--------|
|    |                        | COM                     | 2      | 3      | 4               | 5      | 6      | 7               | 8      | 9      | 10     | 11     | 12     |
|   | GC4290                 | \$1466                  | \$1503 | \$1540 | \$1592          | \$1664 | \$1697 | \$1762          | \$1866 | \$1944 | \$2035 | \$2218 | \$2413 |
|   |                        | OVERALL DIMENSIONS      |        |        | SEAT DIMENSIONS |        |        | BACK DIMENSIONS |        |        |        |        |        |
|   |                        | W                       | D      | H      | W               | D      | H      | W               | H      |        |        |        |        |
| <b>Metal Armchair</b><br>COM Yardage: 1.25<br>Freight Class: 250<br>Product Weight (lbs.): 41<br>Cubic Feet Per Carton: 13.75                           | Active weight 350 lbs. | 24.5                    | 23.5   | 35.75  |                 | 23     | 19     | 18.5            |        |        | 18     |        | 17.5   |
|    |                        | COM                     | 2      | 3      | 4               | 5      | 6      | 7               | 8      | 9      | 10     | 11     | 12     |
|   | GC4291                 | \$1616                  | \$1653 | \$1690 | \$1742          | \$1814 | \$1847 | \$1912          | \$2016 | \$2094 | \$2185 | \$2368 | \$2563 |
|   |                        | OVERALL DIMENSIONS      |        |        | SEAT DIMENSIONS |        |        | BACK DIMENSIONS |        |        |        |        |        |
|   |                        | W                       | D      | H      | W               | D      | H      | W               | H      |        |        |        |        |
| <b>Metal Armchair w/Two Rear Swivel Casters</b><br>COM Yardage: 1.25<br>Freight Class: 250<br>Product Weight (lbs.): 41<br>Cubic Feet Per Carton: 13.75 | Active weight 350 lbs. | 24.5                    | 23.5   | 35.75  |                 | 23     | 19     | 18.5            |        |        | 18     |        | 17.5   |

| DESCRIPTION   | MODEL#/ FEATURES | STANDARD TEXTILE GRADES |        |        |        |        |        |        |        |        |        |        |        |
|---|------------------|-------------------------|--------|--------|--------|--------|--------|--------|--------|--------|--------|--------|--------|
|    |                  | COM                     | 2      | 3      | 4      | 5      | 6      | 7      | 8      | 9      | 10     | 11     | 12     |
|   | GC4292           | \$2133                  | \$2170 | \$2206 | \$2258 | \$2329 | \$2363 | \$2427 | \$2532 | \$2610 | \$2701 | \$2883 | \$3079 |
|   |                  |                         |        |        |        |        |        |        |        |        |        |        |        |
|   |                  |                         |        |        |        |        |        |        |        |        |        |        |        |
|    |                  | COM                     | 2      | 3      | 4      | 5      | 6      | 7      | 8      | 9      | 10     | 11     | 12     |
|   | GC4293           | \$1947                  | \$2019 | \$2083 | \$2171 | \$2303 | \$2364 | \$2485 | \$2669 | \$2814 | \$2973 | \$3303 | \$3655 |
|   |                  |                         |        |        |        |        |        |        |        |        |        |        |        |
|   |                  |                         |        |        |        |        |        |        |        |        |        |        |        |
|   |                  | COM                     | 2      | 3      | 4      | 5      | 6      | 7      | 8      | 9      | 10     | 11     | 12     |
|   | GC4294           | \$1322                  | \$1359 | \$1396 | \$1448 | \$1520 | \$1553 | \$1618 | \$1722 | \$1800 | \$1891 | \$2074 | \$2269 |
|   |                  |                         |        |        |        |        |        |        |        |        |        |        |        |
|   |                  |                         |        |        |        |        |        |        |        |        |        |        |        |
| <b>Metal Armchair w/Two Rear Swivel Casters &amp; Lift Mech.</b> Active weight 350 lbs.<br>COM Yardage: 1.25<br>Freight Class: 250<br>Product Weight (lbs.): 44<br>Cubic Feet Per Carton: 13.75 |                  |                         |        |        |        |        |        |        |        |        |        |        |        |
|   |                  |                         |        |        |        |        |        |        |        |        |        |        |        |
|   |                  |                         |        |        |        |        |        |        |        |        |        |        |        |
|   |                  |                         |        |        |        |        |        |        |        |        |        |        |        |
| <b>Metal Bariatric Armchair</b> Active weight 500 lbs.<br>COM Yardage: 2.25<br>Freight Class: 250<br>Product Weight (lbs.): 48<br>Cubic Feet Per Carton: 20                                     |                  |                         |        |        |        |        |        |        |        |        |        |        |        |
|   |                  |                         |        |        |        |        |        |        |        |        |        |        |        |
|   |                  |                         |        |        |        |        |        |        |        |        |        |        |        |
|   |                  |                         |        |        |        |        |        |        |        |        |        |        |        |
| <b>Metal Side Chair, Armless</b> Active weight 350 lbs.<br>COM Yardage: 1.25<br>Freight Class: 250<br>Product Weight (lbs.): 36<br>Cubic Feet Per Carton: 13.75                                 |                  |                         |        |        |        |        |        |        |        |        |        |        |        |
|   |                  |                         |        |        |        |        |        |        |        |        |        |        |        |
|   |                  |                         |        |        |        |        |        |        |        |        |        |        |        |
|   |                  |                         |        |        |        |        |        |        |        |        |        |        |        |



DOCTOR BUDDY



STANDARD FEATURES





- Doctor Buddy is the perfect stool to provide comfort when performing office tasks or as an examination or feeding stool when caring for others.
- For the right comfort and support when performing tasks, select Doctor Buddy with or without a back.
- Seat and back can be upholstered in vinyl or fabric. Seat is standard with high density Ultracell foam cushion.
- Models available with backrests: GC1111 & GC1113
- Moisture resistant protection on the underside of seat pan.
- GC1104, GC1109, GC1111 & GC1113: 16" seat diameter
- Black five-legged injection-molded base standard
- (C65) casters are standard
- For healthcare textiles, visit the website at [globalfurnituregroup.com/healthcare](http://globalfurnituregroup.com/healthcare).
- Can be upholstered in standard Global textiles if healthcare compliance is not required.

STANDARD FEATURES

- **Casters/Glides**  
(C65) Dual wheel carpet casters. No upcharge  
(C65R) Dual wheel hard floor casters. Add \$71.  
(C7) Set of 5 large Black slipper glides (for all surfaces). Can replace any Global casters. Glide is same height as casters. No upcharge.
- Moisture barrier on seat, specify (MB). Add \$108.
- Sealed seat seams (and back), specify (SS). Upcharges vary, see model.
- Height adjustable footrest, specify (R2). Add \$99.

SUGGESTED APPLICATIONS

- Dining/Cafeteria
- Office/Meeting
- Patient rooms
- Resident rooms
- Treatment/Exam rooms

| DESCRIPTION  | MODEL#/ FEATURES                             | STANDARD TEXTILE GRADES |       |       |                 |        |             |                 |        |        |        |        |        |
|--|--|-------------------------|-------|-------|-----------------|--------|-------------|-----------------|--------|--------|--------|--------|--------|
| <br><b>16" Dia. Swivel Stool, 5" Pneumatic, 22" Base</b><br>COM Yardage: 0.75<br>Freight Class: 150<br>Product Weight (lbs.): 15<br>Cubic Feet Per Carton: 2.9          |  | 1                       | 2     | 3     | 4               | 5      | 6           | 7               | 8      | 9      | 10     | 11     | 12     |
|  | GC1104                                       | \$503                   | \$532 | \$556 | \$587           | \$635  | \$656       | \$691           | \$770  | \$805  | \$878  | \$977  | \$1099 |
|  |  | OVERALL DIMENSIONS      |       |       | SEAT DIMENSIONS |        |             | BACK DIMENSIONS |        |        |        |        |        |
|  |  | W                       | D     | H     | W               | D      | H           | W               | H      |        |        |        |        |
|  | Active weight 300 lbs.<br>Add \$18 for (SS). | 16                      | 16    | 18.5  | 16              | --     | 16.5 - 21.5 | --              | --     |        |        |        |        |
| <br><b>16" Dia. Swivel Stool, 10" Pneumatic, 22" Base</b><br>COM Yardage: 0.75<br>Freight Class: 125<br>Product Weight (lbs.): 18<br>Cubic Feet Per Carton: 2.9        |  | 1                       | 2     | 3     | 4               | 5      | 6           | 7               | 8      | 9      | 10     | 11     | 12     |
|  | GC1109                                       | \$534                   | \$565 | \$586 | \$619           | \$667  | \$689       | \$723           | \$802  | \$836  | \$911  | \$1010 | \$1130 |
|  |  | OVERALL DIMENSIONS      |       |       | SEAT DIMENSIONS |        |             | BACK DIMENSIONS |        |        |        |        |        |
|  |  | W                       | D     | H     | W               | D      | H           | W               | H      |        |        |        |        |
|  | Active weight 300 lbs.<br>Add \$18 for (SS). | 16                      | 16    | 27.5  | 16              | --     | 22.5 - 32.5 | --              | --     |        |        |        |        |
| <br><b>16" Dia. Swivel Stool w/back, 5" Pneumatic, 24" Base</b><br>COM Yardage: 1<br>Freight Class: 250<br>Product Weight (lbs.): 32<br>Cubic Feet Per Carton: 11.25  |  | 1                       | 2     | 3     | 4               | 5      | 6           | 7               | 8      | 9      | 10     | 11     | 12     |
|  | GC1111                                       | \$801                   | \$839 | \$868 | \$910           | \$969  | \$995       | \$1046          | \$1126 | \$1188 | \$1253 | \$1391 | \$1536 |
|  |  | OVERALL DIMENSIONS      |       |       | SEAT DIMENSIONS |        |             | BACK DIMENSIONS |        |        |        |        |        |
|  |  | W                       | D     | H     | W               | D      | H           | W               | H      |        |        |        |        |
|  | Active weight 300 lbs.<br>Add \$35 for (SS). | 16.5                    | 20.5  | 29.75 | 16.5            | 15.5   | 16 - 21     | 14              | 11.25  |        |        |        |        |
| <br><b>16" Dia. Swivel Stool w/back, 10" Pneumatic, 24" Base</b><br>COM Yardage: 1<br>Freight Class: 250<br>Product Weight (lbs.): 34<br>Cubic Feet Per Carton: 13.25 |  | 1                       | 2     | 3     | 4               | 5      | 6           | 7               | 8      | 9      | 10     | 11     | 12     |
|  | GC1113                                       | \$834                   | \$872 | \$901 | \$943           | \$1002 | \$1028      | \$1079          | \$1159 | \$1221 | \$1286 | \$1424 | \$1569 |
|  |  | OVERALL DIMENSIONS      |       |       | SEAT DIMENSIONS |        |             | BACK DIMENSIONS |        |        |        |        |        |
|  |  | W                       | D     | H     | W               | D      | H           | W               | H      |        |        |        |        |
|  | Active weight 300 lbs.<br>Add \$35 for (SS). | 16.5                    | 20.5  | 38.75 | 16.5            | 15.5   | 22.5 - 32.5 | 14              | 11.25  |        |        |        |        |

DREME



Sleeper with back and arms  
model GC35042

EXAMPLE DREME ORDER CODE:

|         |       |   |       |      |      |
|---------|-------|---|-------|------|------|
| GC35042 | -LE50 | - | -BM21 | -LPN | -AWH |
|---------|-------|---|-------|------|------|

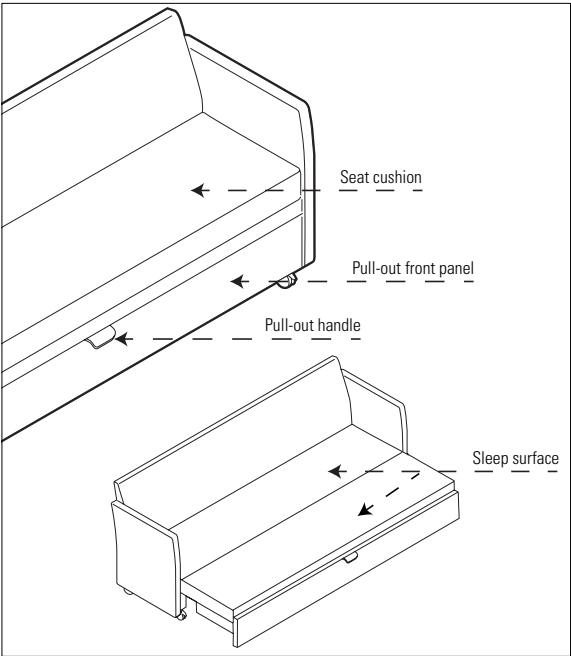
|         |         |                     |                       |                                       |                       |
|---------|---------|---------------------|-----------------------|---------------------------------------|-----------------------|
| Model # | Textile | Arm/tablet location | Sleep surface textile | Front panel type (LPN, UPN, LPP, UPP) | Laminate panel finish |
|---------|---------|---------------------|-----------------------|---------------------------------------|-----------------------|

|      |      |     |
|------|------|-----|
| -SRL | -TOA | -MB |
|------|------|-----|

|         |                          |                  |
|---------|--------------------------|------------------|
| Storage | Leg finish/caster option | Moisture barrier |
|---------|--------------------------|------------------|



Drawer box surface



STANDARD FEATURES

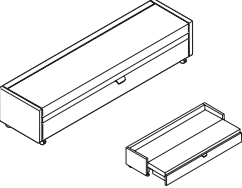
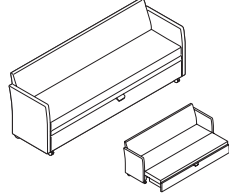
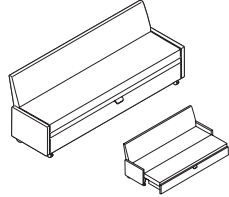
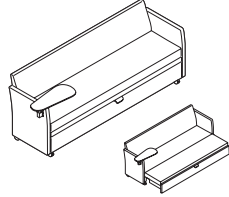
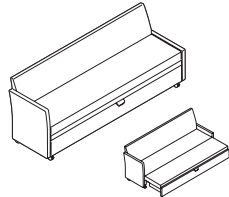
- Dreme has a compact, comfortable design that offers a place to sit and converts into a generous sleep surface with a simple pull and flip. A variety models include backless/armless benches and 3-seater sofa models with or without arms and tablets.
- The seat deck is a clean through metal platform for superior strength.
- The seat/sleep cushion is attached to the unit with straps held in place by metal-to-metal fasteners allowing sheets to be tucked in place.
- Straps can be unfastened for field replacement of the cushion, if required for any reason.
- A clean through is located at the back of the seat cushion, extending to the floor supporting ease of cleaning.
- The seat cushion folds open to create a 36" deep sleep surface area. Foam is standard high density Ultracell, for enhanced comfort and long-term performance.
- A pull-out section below the seat deck slides forward to support the sleep surface.
- The sleep surface cushion and drawer box covering are upholstered in Bantam vinyl to ensure moisture barrier protection. These surfaces are 9:1 (water to bleach) cleanable. Please select **(BM)** color. See Morbern Bantam textile card for color samples. All other surfaces can be specified in your textile of choice.
- A curved, chrome pull handle is standard on the pull-out front panel of all Dreme models.
- The pull-out is supported by four heavy duty non-locking, swivel casters when in sleep position and is standard without storage.
- Dreme requires zero wall clearance to open into sleep position.
- Standard configuration for all models: two metal legs in front position, two non-locking swivel casters in back position (to assist with moving the unit). Optional front, locking, swivel casters **(FC)** are available. Add **\$85**.
- Legs are available in all Globalcare metal paint finishes.
- Models with a tablet are available with left, right or both sofa arms. On models with both arms, specify left **(LT)**, right **(RT)** or **(TB)** for tablets on both arms (add **\$342** for **TB**). Tablet and arms are designated based on seated position. The tablet surfaces attach to the outside of the arm. The tablet rotates up and can be swiveled over the arm into place for use by the occupant. The strong, oval tablet is a soft black colored, non-porous, phenolic material with a no-spill edge.
- Interior sleep surface: 79"L x 37"W
- All textiles are railroaded across all Dreme components.
- For healthcare textiles, visit the website at [globalfurnituregroup.com/healthcare](http://globalfurnituregroup.com/healthcare).
- Can be upholstered in standard Global textiles if healthcare compliance is not required.

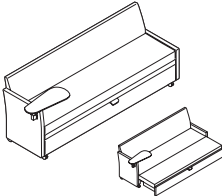
OPTIONAL FEATURES

- The pull-out is available with a storage compartment option. The storage compartment is divided into two sides, both with clean through spaces, and is finished in Storm Grey (SOG) laminate. The storage compartment must be ordered at time of original order and cannot be retrofitted, specify **(SRB)**. Add **\$472**.
- Storage compartment lids have a pneumatic lift support, allowing the lid to stay open when accessing the interior storage area.
- An optional seamless drawer liner is available for the storage compartments, as a set of two. Liners can be removed for ease of maintenance, specify **(SRL)**. Add **\$939**.
- Pull-out front panel is available with or without power units, and either upholstered or laminate. Specify one of the following:  
**(LPN)** laminate panel  
**(UPN)** upholstered panel  
**(LPP)** laminate panel with power. Add **\$252**.  
**(UPP)** upholstered panel with power. Add **\$252**.  
Select from all standard laminate finishes.
- The optional power unit is located on the front panel, center front position. The tamper-resistant unit includes one power and two, USB-A, 10 watt charging ports with an 8 ft. long power cord. When the pull-out is in the open position, the remaining power cord length is 6 ft. The power module is Black with Black face plate and must be specified at time of order.
- **Leg finish/caster option:**  
**(TBL)** Black  
**(TKA)** Kalua  
**(TLA)** Latte  
**(TMO)** Mocha  
**(TSH)** Shadow  
**(TOA)** Toast  
**(TTU)** Tungsten  
**(FC)** Front, locking, swivel casters. Add **\$85**.  
(Casters are Black with Taupe center)
- **Sleep Surface Finish:**  
**(BM21)** Apple  
**(BM25)** Cosmic  
**(BM23)** Dove  
**(BM26)** Firelight  
**(BM22)** Ghost  
**(BM27)** Ginger  
**(BM24)** Iron  
**(BM20)** Rabbit  
**(BM28)** Tropical  
See finishes at [globalfurnituregroup.com/workplace/resources/textiles](http://globalfurnituregroup.com/workplace/resources/textiles) - Global Carded Textiles
- For moisture barrier on full seat and sleeping surface, specify **(MB)**. Add **\$547**.
- To add sealed seams to your product, specify **(SS)**. Add **\$512**.

SUGGESTED APPLICATIONS

- Lounge
- Patient rooms
- Resident rooms
- Treatment/Exam rooms

| DESCRIPTION   | MODEL#/ FEATURES   | STANDARD TEXTILE GRADES |        |        |        |        |        |        |         |         |         |         |         |
|---|--|-------------------------|--------|--------|--------|--------|--------|--------|---------|---------|---------|---------|---------|
|   |  | COM                     | 2      | 3      | 4      | 5      | 6      | 7      | 8       | 9       | 10      | 11      | 12      |
|   | GC35041NA  | \$5461                  | \$5810 | \$6092 | \$6517 | \$7114 | \$7395 | \$7937 | \$8800  | \$9466  | \$10207 | \$11729 | \$13355 |
|   |  |                         |        |        |        |        |        |        |         |         |         |         |         |
|   |  |                         |        |        |        |        |        |        |         |         |         |         |         |
| <b>Armless Sleeper</b><br>COM Yardage: 9.5<br>Freight Class: 125<br>Product Weight (lbs.): 158<br>Cubic Feet Per Carton: 22.75                  | Active weight 450 lbs.   | 82                      | 23     | 18.5   |        | 78     | --     | 18.5   |         |         |         |         |         |
|   |  |                         |        |        |        |        |        |        |         |         |         |         |         |
|   |  |                         |        |        |        |        |        |        |         |         |         |         |         |
|   | GC35042  | \$6194                  | \$6612 | \$6952 | \$7459 | \$8176 | \$8514 | \$9165 | \$10204 | \$11004 | \$11892 | \$13721 | \$15674 |
|   |  |                         |        |        |        |        |        |        |         |         |         |         |         |
|   |  |                         |        |        |        |        |        |        |         |         |         |         |         |
| <b>Sleeper w/Back and Arms</b><br>COM Yardage: 11.75<br>Freight Class: 150<br>Product Weight (lbs.): 210<br>Cubic Feet Per Carton: 46.25        | Active weight 450 lbs.   | 82                      | 25     | 32.5   |        | 78     | 18     | 18.5   |         | 78      | 14      |         |         |
|   |  |                         |        |        |        |        |        |        |         |         |         |         |         |
|   |  |                         |        |        |        |        |        |        |         |         |         |         |         |
|    | GC35042NA  | \$6023                  | \$6423 | \$6749 | \$7237 | \$7924 | \$8245 | \$8870 | \$9863  | \$10630 | \$11482 | \$13236 | \$15105 |
|   |  |                         |        |        |        |        |        |        |         |         |         |         |         |
|   |  |                         |        |        |        |        |        |        |         |         |         |         |         |
| <b>Armless Sleeper w/Back</b><br>COM Yardage: 11.45<br>Freight Class: 150<br>Product Weight (lbs.): 190<br>Cubic Feet Per Carton: 46.25         | Active weight 450 lbs.   | 82                      | 25     | 32.5   |        | 78     | 18     | 18.5   |         | 78      | 14      |         |         |
|   |  |                         |        |        |        |        |        |        |         |         |         |         |         |
|   |  |                         |        |        |        |        |        |        |         |         |         |         |         |
|   | GC35042T   | \$6557                  | \$6968 | \$7303 | \$7801 | \$8507 | \$8838 | \$9478 | \$10500 | \$11287 | \$12158 | \$13958 | \$15877 |
|   | Specify (LT) for left tablet or (RT) for right tablet.<br>Specify (TB) for tablet on both arms. Add \$342. |                         |        |        |        |        |        |        |         |         |         |         |         |
|   |  |                         |        |        |        |        |        |        |         |         |         |         |         |
| <b>Sleeper w/Back, Arms and Tablet</b><br>COM Yardage: 11.75<br>Freight Class: 150<br>Product Weight (lbs.): 210<br>Cubic Feet Per Carton: 48.5 | Active weight 450 lbs.   | 86                      | 25     | 32.5   |        | 78     | 18     | 18.5   |         | 78      | 14      |         |         |
|   |  |                         |        |        |        |        |        |        |         |         |         |         |         |
|   |  |                         |        |        |        |        |        |        |         |         |         |         |         |
|   | GC35043  | \$6194                  | \$6612 | \$6952 | \$7459 | \$8176 | \$8514 | \$9165 | \$10204 | \$11004 | \$11892 | \$13721 | \$15674 |
|   | Specify (AR) for right arm or (AL) for left arm.   |                         |        |        |        |        |        |        |         |         |         |         |         |
|   |  |                         |        |        |        |        |        |        |         |         |         |         |         |
| <b>Sleeper w/Back and one Arm</b><br>COM Yardage: 11.95<br>Freight Class: 150<br>Product Weight (lbs.): 200<br>Cubic Feet Per Carton: 46.25     | Active weight 450 lbs.   | 82                      | 25     | 32.5   |        | 78     | 18     | 18.5   |         | 78      | 14      |         |         |
|   |  |                         |        |        |        |        |        |        |         |         |         |         |         |
|   |  |                         |        |        |        |        |        |        |         |         |         |         |         |

| DESCRIPTION   | MODEL#/ FEATURES                                 | STANDARD TEXTILE GRADES |        |        |                 |        |        |                 |         |         |         |         |         |
|---|--|-------------------------|--------|--------|-----------------|--------|--------|-----------------|---------|---------|---------|---------|---------|
|   |  | COM                     | 2      | 3      | 4               | 5      | 6      | 7               | 8       | 9       | 10      | 11      | 12      |
|    | GC35043T   | \$6575                  | \$6968 | \$7289 | \$7765          | \$8442 | \$8759 | \$9372          | \$10348 | \$11103 | \$11938 | \$13661 | \$15498 |
|   | Specify (RT) for right arm or (LT) for left arm. |                         |        |        |                 |        |        |                 |         |         |         |         |         |
| <b>Sleeper w/Back, Single Arm and Tablet</b><br>COM Yardage: 11.25<br>Freight Class: 150<br>Product Weight (lbs.): 205<br>Cubic Feet Per Carton: 47.5 | Active weight 450 lbs.                           | OVERALL DIMENSIONS      |        |        | SEAT DIMENSIONS |        |        | BACK DIMENSIONS |         |         |         |         |         |
|   |  | W                       | D      | H      | W               | D      | H      | W               | H       |         |         |         |         |
|   |  | 86                      | 25     | 32.5   | 78              | 18     | 18.5   | 78              | 14      |         |         |         |         |



Change is the constant that each new generation brings to the table. Drift™ seating encourages people to come together with new ideas, new priorities and new ways of thinking. The welcoming look is ideal for collaborative spaces in the workplace to community spaces in healthcare.

The series includes lounge and side chairs, bar and counter stools, and task swivel models, connecting people and places wherever the day takes us. The wood base four-leg and swivel models, available in a wide range of popular finishes, bring added warmth to this contemporary seating series.

To see the full Drift series, please refer to the Seating price list at: [globalfurnituregroup.com/workplace/resources/price-lists](https://globalfurnituregroup.com/workplace/resources/price-lists)

#### Features and Benefits

- Soft seat and contoured back and arms provide the perfect balance of style and comfort
- Side chairs available in six base types: sled, wood 4-leg, wood 4-prong swivel, chrome 4-prong swivel, high 4-star swivel and 5-star base on casters
- Lounge chairs available in four base types: sled, wood 4-leg, wood 4-star swivel and Chrome 4-prong swivel
- Counter and bar height stools available with three base types: sled, wood 4-leg, and Chrome 4-star swivel.
- Lounge seating available with 17" seat height with a classic lounge angle or 18" seat height with a reduced back angle for ease of sitting and standing.
- Ottomans have a weighted bottom to maintain upright position.
- P and PH suffix models available with arm and head patches for increased durability
- For ease of cleaning, side and lounge chair models with "F" suffix have flip-forward seats.
- All Drift seating is assembled using tamper proof screws.
- Drift seating is designed for 300 lb. capacity.
- Available to specify with two textiles, one for the seat cushion and one for the back and arms.
- For environmental certifications, please visit [globalfurnituregroup.com](https://globalfurnituregroup.com).

#### Options

- Sealed back seams and sealed seat seams
- Moisture barrier (seat only)
- Variety of glide options (wood base and sled base models)

ERIN



model GC36531  
Armless Guest Chair,  
Metal Legs



model GC36532  
Guest Armchair,  
Wood Legs

STANDARD FEATURES

- Erin offers a streamlined silhouette brimming with mid-century modern style.
- A rounded arch gently curves around and under the seat to give extra support to a user's upper back and sides, while creating an open clean-out space at the back of the cushion.
- The series is available to specify with two textiles, one for the seat cushion and one for the back, arms and front rail (see model image).
- For pricing, start with the base price and add both back/arms graded textile upcharge and the seat graded textile upcharge.
- Tapered legs add style and elegance.
- Legs are available in wood or metal painted/plated finishes (noted).
- The seat underside is sealed with a non-porous material to support housekeeping and infection control protocols.
- Additional improved cleaning options include sealed seams (back and/or seat) and moisture barrier (seat). Upcharges apply.
- Assembled with tamper-resistant fasteners for greater security.
- For added comfort, the seat cushions are standard with high density Ultracell foam.
- Glides are self-leveling. Choose from standard non-marking glides, rubber non-slip glides or felt glides (upcharges apply).
- The Globalcare warranty (for healthcare and 24/7 environments) applies for all Erin GC models when performance textiles are selected. Visit the website at [globalfurnituregroup.com/healthcare](http://globalfurnituregroup.com/healthcare).
- Global's standard lifetime warranty applies when approved standard Global textiles are selected.
- For alternate textile applications, contact Global specials. The Blended Textile matrix does not apply to this series.
- Shipped fully assembled.

SUGGESTED APPLICATIONS

- Dining/Cafeteria
- Guest seating
- Lobbies
- Lounge/Waiting
- Patient rooms
- Resident rooms





OPTIONAL FEATURES

Please add option codes in the following order:

- **Model number**  
**GC36530** Guest armless chair, wood legs  
**GC36531** Guest armless chair, metal legs  
**GC36532** Guest armchair, wood legs  
**GC36533** Guest armchair, metal legs
- **Back/Arm Textile**  
Specify textile code. See model grade upcharges.
- **Seat Textile**  
Specify textile code. See model grade upcharges.
- **Wood leg finish** (models GC36530 and GC36532)  
(**AAM**) Absolute (**MWM**) Medium Walnut  
(**BKM**) Black (**NLW**) Natural Walnut  
(**ACM**) Cherry (**ASM**) Night  
(**EOM**) English Oak (**NBM**) Noce Biondo  
(**ECM**) Espresso Cafe (**NGM**) Noce Grigio  
(**TFM**) Fruitwood (**NEM**) Noce Leggero  
(**HGM**) Grey (**NMM**) Noce Medio  
(**AHM**) Honey (**SBM**) Sandy Beach  
(**JOM**) Jet Onyx (**SKM**) Shaker Cherry  
(**TMM**) Mahogany (**TWM**) Walnut  
(**AVM**) Maple (**WTM**) WC Cream  
(**WHM**) White (**WCM**) Winter Cherry
- **Metal leg finish** (models GC36531 and GC36533)  
(**CHM**) Chrome (**TTU**) Tungsten  
(**TBL**) Black (**TKA**) Kalua  
(**TLA**) Latte (**TMO**) Mocha  
(**TSH**) Shadow (**TOA**) Toast
- **Glides**  
(**NM**) Non-marking glide. No upcharge  
(**RG**) Rubber, non-slip glide. Add \$64.  
(**FG**) Felt glide. Add \$64.
- **Sealed Back Seams** (Contact Customer Care for approved textiles)  
(**NBS**) No sealed back seams  
(**SBS**) Sealed back seams. Upcharges vary, see model.
- **Sealed Seat Seams** (Contact Customer Care for approved textiles)  
(**NSS**) No sealed seat seams  
(**SSS**) Sealed seat seams. Add \$22.
- **Moisture Barrier** (Not available with Sealed Seams)  
(**NB**) No moisture barrier.  
(**MB**) Moisture barrier (seat only). Add \$117.

EXAMPLE ERIN ORDER CODE:

|         |                  |              |            |       |                   |                   |                  |
|---------|------------------|--------------|------------|-------|-------------------|-------------------|------------------|
| GC36530 | CE90             | CE90         | AAM        | NM    | NBS               | NSS               | NB               |
| Model # | Seat/Arm textile | Seat textile | Leg finish | Glide | Sealed Back Seams | Sealed Seat Seams | Moisture Barrier |

| DESCRIPTION   | MODEL#/ FEATURES           | STANDARD TEXTILE GRADES            |              |               |                 |               |               |                 |               |               |               |               |                |
|---|----------------------------|------------------------------------|--------------|---------------|-----------------|---------------|---------------|-----------------|---------------|---------------|---------------|---------------|----------------|
|   |                            | 1/COM                              | 2            | 3             | 4               | 5             | 6             | 7               | 8             | 9             | 10            | 11            | 12             |
|    | <b>GC36530</b> Base Price: | <b>\$1997</b>                      |              |               |                 |               |               |                 |               |               |               |               |                |
|   | Back/Arm upcharge:         | <b>+0</b>                          | <b>+\$60</b> | <b>+\$106</b> | <b>+\$175</b>   | <b>+\$271</b> | <b>+\$311</b> | <b>+\$394</b>   | <b>+\$525</b> | <b>+\$623</b> | <b>+\$731</b> | <b>+\$953</b> | <b>+\$1188</b> |
|   | Seat upcharge:             | <b>+0</b>                          | <b>+\$34</b> | <b>+\$61</b>  | <b>+\$100</b>   | <b>+\$155</b> | <b>+\$178</b> | <b>+\$225</b>   | <b>+\$300</b> | <b>+\$356</b> | <b>+\$417</b> | <b>+\$545</b> | <b>+\$679</b>  |
|   |                            | OVERALL DIMENSIONS                 |              |               | SEAT DIMENSIONS |               |               | BACK DIMENSIONS |               |               |               |               |                |
|   |                            | W                                  | D            | H             | W               | D             | H             | W               | H             |               |               |               |                |
|   |                            | 24                                 | 22.25        | 34            |                 | 19            | 18            | 19              |               | 15            | 15.5          |               |                |
| COM Yardage: Back/Arm: 1.75; Seat: 1  |                            | Active weight 350 lbs.             |              |               |                 |               |               |                 |               |               |               |               |                |
| Freight Class: 250  |                            |                                    |              |               |                 |               |               |                 |               |               |               |               |                |
| Product Weight (lbs.): 32.5   |                            | Add \$52 for (SBS), \$22 for (SSS) |              |               |                 |               |               |                 |               |               |               |               |                |
| Cubic Feet Per Carton: 13.25  |                            |                                    |              |               |                 |               |               |                 |               |               |               |               |                |
|    | <b>GC36531</b> Base Price: | <b>\$1901</b>                      |              |               |                 |               |               |                 |               |               |               |               |                |
|   | Back/Arm upcharge:         | <b>+0</b>                          | <b>+\$60</b> | <b>+\$106</b> | <b>+\$175</b>   | <b>+\$271</b> | <b>+\$311</b> | <b>+\$394</b>   | <b>+\$525</b> | <b>+\$623</b> | <b>+\$731</b> | <b>+\$953</b> | <b>+\$1188</b> |
|   | Seat upcharge:             | <b>+0</b>                          | <b>+\$34</b> | <b>+\$61</b>  | <b>+\$100</b>   | <b>+\$155</b> | <b>+\$178</b> | <b>+\$225</b>   | <b>+\$300</b> | <b>+\$356</b> | <b>+\$417</b> | <b>+\$545</b> | <b>+\$679</b>  |
|   |                            | OVERALL DIMENSIONS                 |              |               | SEAT DIMENSIONS |               |               | BACK DIMENSIONS |               |               |               |               |                |
|   |                            | W                                  | D            | H             | W               | D             | H             | W               | H             |               |               |               |                |
|   |                            | 24                                 | 22.25        | 34            |                 | 19            | 18            | 19              |               | 15            | 15.5          |               |                |
| COM Yardage: Back/Arm: 1.75; Seat: 1  |                            | Active weight 350 lbs.             |              |               |                 |               |               |                 |               |               |               |               |                |
| Freight Class: 250  |                            |                                    |              |               |                 |               |               |                 |               |               |               |               |                |
| Product Weight (lbs.): 34.5   |                            | Add \$52 for (SBS), \$22 for (SSS) |              |               |                 |               |               |                 |               |               |               |               |                |
| Cubic Feet Per Carton: 13.25  |                            |                                    |              |               |                 |               |               |                 |               |               |               |               |                |
|   | <b>GC36532</b> Base Price: | <b>\$1997</b>                      |              |               |                 |               |               |                 |               |               |               |               |                |
|   | Back/Arm upcharge:         | <b>+0</b>                          | <b>+\$60</b> | <b>+\$106</b> | <b>+\$175</b>   | <b>+\$271</b> | <b>+\$311</b> | <b>+\$394</b>   | <b>+\$525</b> | <b>+\$623</b> | <b>+\$731</b> | <b>+\$953</b> | <b>+\$1188</b> |
|   | Seat upcharge:             | <b>+0</b>                          | <b>+\$34</b> | <b>+\$61</b>  | <b>+\$100</b>   | <b>+\$155</b> | <b>+\$178</b> | <b>+\$225</b>   | <b>+\$300</b> | <b>+\$356</b> | <b>+\$417</b> | <b>+\$545</b> | <b>+\$679</b>  |
|   |                            | OVERALL DIMENSIONS                 |              |               | SEAT DIMENSIONS |               |               | BACK DIMENSIONS |               |               |               |               |                |
|   |                            | W                                  | D            | H             | W               | D             | H             | W               | H             |               |               |               |                |
|   |                            | 24                                 | 22           | 34.25         |                 | 19            | 18.5          | 18.5            |               | 17            | 15.75         |               |                |
| COM Yardage: Back/Arm: 1.75; Seat: 1  |                            | Active weight 350 lbs.             |              |               |                 |               |               |                 |               |               |               |               |                |
| Freight Class: 250  |                            |                                    |              |               |                 |               |               |                 |               |               |               |               |                |
| Product Weight (lbs.): 33   |                            | Add \$55 for (SBS), \$22 for (SSS) |              |               |                 |               |               |                 |               |               |               |               |                |
| Cubic Feet Per Carton: 13.25  |                            |                                    |              |               |                 |               |               |                 |               |               |               |               |                |
|  | <b>GC36533</b> Base Price: | <b>\$1901</b>                      |              |               |                 |               |               |                 |               |               |               |               |                |
|   | Back/Arm upcharge:         | <b>+0</b>                          | <b>+\$60</b> | <b>+\$106</b> | <b>+\$175</b>   | <b>+\$271</b> | <b>+\$311</b> | <b>+\$394</b>   | <b>+\$525</b> | <b>+\$623</b> | <b>+\$731</b> | <b>+\$953</b> | <b>+\$1188</b> |
|   | Seat upcharge:             | <b>+0</b>                          | <b>+\$34</b> | <b>+\$61</b>  | <b>+\$100</b>   | <b>+\$155</b> | <b>+\$178</b> | <b>+\$225</b>   | <b>+\$300</b> | <b>+\$356</b> | <b>+\$417</b> | <b>+\$545</b> | <b>+\$679</b>  |
|   |                            | OVERALL DIMENSIONS                 |              |               | SEAT DIMENSIONS |               |               | BACK DIMENSIONS |               |               |               |               |                |
|   |                            | W                                  | D            | H             | W               | D             | H             | W               | H             |               |               |               |                |
|   |                            | 24                                 | 22           | 34.25         |                 | 19            | 18.5          | 18.5            |               | 17            | 15.75         |               |                |
| COM Yardage: Back/Arm: 1.75; Seat: 1  |                            | Active weight 350 lbs.             |              |               |                 |               |               |                 |               |               |               |               |                |
| Freight Class: 250  |                            |                                    |              |               |                 |               |               |                 |               |               |               |               |                |
| Product Weight (lbs.): 35   |                            | Add \$55 for (SBS), \$22 for (SSS) |              |               |                 |               |               |                 |               |               |               |               |                |
| Cubic Feet Per Carton: 13.25  |                            |                                    |              |               |                 |               |               |                 |               |               |               |               |                |



**FLAP™**



**Folding Chair**  
model 6775

## STANDARD FEATURES

- A modern design, high quality, lightweight, all polymer folding chair intended for use indoors or outdoors. Products must be stored inside during extreme and inclement weather. See Global's Outdoor Furniture warranty for additional information.
- Weather resistant, UV resistant, stain resistant, 100% non-ferrous, and recyclable design that is 1:10 bleach solution cleanable.
- Chair legs are equipped with clear non-marking glides as standard. Suitable for outdoor environments, carpet and hard surface flooring
- Chairs are stocked in 2 colors:  
Alloy **(ALY)**  
Milk **(MLK)**
- No upholstery options available
- Rated to 275 lbs.
- Single chair folds flat to 2.2" (55 mm).
- Flap achieves its strength and durability using glass filled polymer. Evidence of this material may be visible on the surface and is often more evident in darker colors.
- Two Flap Wall Hooks, sold individually, support either one (6776S) or two (6776) folded Flap chairs. Mounting hardware not included. Recommended mounting into stud. These Milk **(MLK)** colored plastic hooks mount on walls or inside closets and wardrobe cabinets providing easy access to extra seating.  
-A single chair and hook require 3.7" (94 mm) minimum clearance from wall. Two adhesive wall bumpers are provided in box, recommended for use when mounting behind doors.  
- Two chairs and hook require 7.3" (185 mm) minimum clearance from wall. Wall bumpers not included.
- Flap Ganging Brackets (6778) are sold 12 to a box. These translucent, frosted plastic brackets attach across two adjacent chairs, just above or below the seat to provide temporary ganging for organized events.


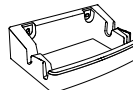
- The Flap Dolly (6777), ordered separately, supports up to 24 chairs folded and stacked flat. Includes strap to secure chairs for storage and transport.

Please add option codes in the following order

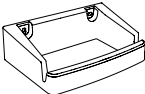
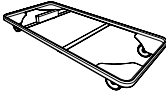

- **Model number**  
6775 Folding Chair  
6776 Wall Hook  
6777 Dolly  
6778 Ganging Brackets
- **Chair Color**  
(ALY) Alloy  
(MLK) Milk

**EXAMPLE OF FLAP ORDER CODE:**

|                 |        |
|-----------------|--------|
| 6775            | ALY    |
| Model<br>Number | Finish |

| DESCRIPTION  | MODEL#/ FEATURES |       | STANDARD TEXTILE GRADES |   |   |   |   |   |   |   |   |    |    |    |
|--|------------------|-------|-------------------------|---|---|---|---|---|---|---|---|----|----|----|
| <br><b>Folding Chair</b><br>COM Yardage: N/A<br>Freight Class: 100<br>Product Weight (lbs.): 13.5<br>Cubic Feet Per Carton: 1.6             | 6775             | \$226 | 1                       | 2 | 3 | 4 | 5 | 6 | 7 | 8 | 9 | 10 | 11 | 12 |
|  |                  |       |                         |   |   |   |   |   |   |   |   |    |    |    |
|  |                  |       |                         |   |   |   |   |   |   |   |   |    |    |    |
|  |                  |       |                         |   |   |   |   |   |   |   |   |    |    |    |
|  |                  |       |                         |   |   |   |   |   |   |   |   |    |    |    |
|  |                  |       |                         |   |   |   |   |   |   |   |   |    |    |    |
| <br><b>Flap Wall Hook, Two Chairs</b><br>COM Yardage: N/A<br>Freight Class: 70<br>Product Weight (lbs.): 0.75<br>Cubic Feet Per Carton: 0.2 | 6776             | \$57  | 1                       | 2 | 3 | 4 | 5 | 6 | 7 | 8 | 9 | 10 | 11 | 12 |
|  |                  |       |                         |   |   |   |   |   |   |   |   |    |    |    |
|  |                  |       |                         |   |   |   |   |   |   |   |   |    |    |    |
|  |                  |       |                         |   |   |   |   |   |   |   |   |    |    |    |
|  |                  |       |                         |   |   |   |   |   |   |   |   |    |    |    |
|  |                  |       |                         |   |   |   |   |   |   |   |   |    |    |    |



| DESCRIPTION   | MODEL#/ FEATURES | STANDARD TEXTILE GRADES |     |      |                 |   |   |                 |   |   |  |    |    |
|---|------------------|-------------------------|-----|------|-----------------|---|---|-----------------|---|---|--|----|----|
|    | 6776S            | 1                       | 2   | 3    | 4               | 5 | 6 | 7               | 8 | 9 | 10   | 11 | 12 |
|   |                  | \$57                    |     |      |                 |   |   |                 |   |   |  |    |    |
|   |                  | OVERALL DIMENSIONS      |     |      | SEAT DIMENSIONS |   |   | BACK DIMENSIONS |   |   |  |    |    |
|   |                  | W                       | D   | H    | W               | D | H | W               | H |   |  |    |    |
|   |                  | 8.5                     | 3.7 | 2.25 |                 |   |   |                 |   |   |  |    |    |
| Flap Wall Hook, Single Chair<br>COM Yardage: N/A<br>Freight Class: 70<br>Product Weight (lbs.): 0.75<br>Cubic Feet Per Carton: 0.2      |                  | RTA 00                  |     |      | FedEx           |   |   | ups             |   |   | 1 per carton   |    |    |
|    | 6777             | 1                       | 2   | 3    | 4               | 5 | 6 | 7               | 8 | 9 | 10   | 11 | 12 |
|   |                  | \$648                   |     |      |                 |   |   |                 |   |   |  |    |    |
|   |                  | OVERALL DIMENSIONS      |     |      | SEAT DIMENSIONS |   |   | BACK DIMENSIONS |   |   |  |    |    |
|   |                  | W                       | D   | H    | W               | D | H | W               | H |   |  |    |    |
|   |                  | 20.75                   | 44  | 5.25 |                 |   |   |                 |   |   |  |    |    |
| Dolly for Flap Folding Chairs<br>COM Yardage: N/A<br>Freight Class: 150<br>Product Weight (lbs.): 23<br>Cubic Feet Per Carton: 4.5      |                  | RTA 00                  |     |      | FedEx           |   |   | ups             |   |   | 1 per carton   |    |    |
| Holds up to 24 Flap folded chairs.<br>Includes tether strap.  |                  |                         |     |      |                 |   |   |                 |   |   |  |    |    |
|    | 6778             | 1                       | 2   | 3    | 4               | 5 | 6 | 7               | 8 | 9 | 10   | 11 | 12 |
|   |                  | \$199                   |     |      |                 |   |   |                 |   |   |  |    |    |
|   |                  | OVERALL DIMENSIONS      |     |      | SEAT DIMENSIONS |   |   | BACK DIMENSIONS |   |   |  |    |    |
|   |                  | W                       | D   | H    | W               | D | H | W               | H |   |  |    |    |
|   |                  | 0                       | 0   | 0    |                 |   |   |                 |   |   |  |    |    |
| Flap Ganging Bracket (box of 12)<br>COM Yardage: N/A<br>Freight Class: 70<br>Product Weight (lbs.): 0.29<br>Cubic Feet Per Carton: 0.03 |                  | RTA 00                  |     |      | FedEx           |   |   | ups             |   |   | 12 per carton (pricing and specifications are for box of 12) |    |    |

FOOT ACTIVATED STOOLS



STANDARD FEATURES

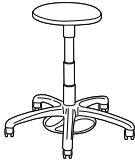
- Foot activated stools allow the occupant to adjust the gas cylinder by pressing on the ring below the base with their foot, which frees up hands to manage other tasks while working in a lab.
- Raise the seat by pressing on the ring before sitting; or lower the seat by pressing on the ring while seated.
- Swivel stool with 8" gas cylinder provides seat height range of 21.5" to 29.5".
- Seamless upholstered seat cushion is constructed from high density Ultracell foam.
- Underside of seat cushion is finished with polyurethane.
- 14" seat diameter with 25" diameter Black five prong injection molded base.
- Standard with dual wheel hard floor casters (C10R).
- For Globalcare textiles and finish options, visit the website at [globalfurnituregroup.com](http://globalfurnituregroup.com).
- Can be upholstered in standard Global textiles only if Healthcare compliance is not required.

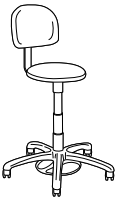
OPTIONAL FEATURES

- To respond to higher expectations for housekeeping and infection prevention, seat underside can be completely sealed. Contact Customer Care for upcharge.

SUGGESTED APPLICATIONS

- Dining/Cafeteria
- Office/Meeting
- Patient rooms
- Resident rooms
- Treatment/Exam rooms

| DESCRIPTION  | MODEL#/ FEATURES | STANDARD TEXTILE GRADES |       |       |                 |       |       |                 |        |        |        |        |        |  |
|--|------------------|-------------------------|-------|-------|-----------------|-------|-------|-----------------|--------|--------|--------|--------|--------|--|
|   |                  | COM                     | 2     | 3     | 4               | 5     | 6     | 7               | 8      | 9      | 10     | 11     | 12     |  |
|  | GC9604FG         | \$826                   | \$849 | \$874 | \$904           | \$951 | \$973 | \$1013          | \$1077 | \$1128 | \$1184 | \$1299 | \$1421 |  |
|  |                  | OVERALL DIMENSIONS      |       |       | SEAT DIMENSIONS |       |       | BACK DIMENSIONS |        |        |        |        |        |  |
|  |                  | W                       | D     | H     | W               | D     | H     | W               | H      |        |        |        |        |  |
| <b>Lab Swivel Stool</b><br>COM Yardage: 0.75<br>Freight Class: 250<br>Product weight (lbs.): 25<br>Cubic Feet per Carton: 9.75 |                  | 14                      | 14    | 25.5  |                 | 14    | --    | 21.5-29.5       |        |        |        |        |        |  |

|  |          |                    |        |        |                 |        |        |                 |        |        |        |        |        |
|--|----------|--------------------|--------|--------|-----------------|--------|--------|-----------------|--------|--------|--------|--------|--------|
|   |          | COM                | 2      | 3      | 4               | 5      | 6      | 7               | 8      | 9      | 10     | 11     | 12     |
|  | GC9668FG | \$975              | \$1007 | \$1038 | \$1081          | \$1141 | \$1169 | \$1224          | \$1310 | \$1378 | \$1454 | \$1604 | \$1768 |
|  |          | OVERALL DIMENSIONS |        |        | SEAT DIMENSIONS |        |        | BACK DIMENSIONS |        |        |        |        |        |
|  |          | W                  | D      | H      | W               | D      | H      | W               | H      |        |        |        |        |
| <b>Lab Swivel Stool w/Small Upholstered Back</b><br>COM Yardage: 1<br>Freight Class: 250<br>Product weight (lbs.): 32<br>Cubic Feet per Carton: 13 |          | 14                 | 14     | 38     |                 | 14     | --     | 21.5-29.5       |        | 14     |        | 12.5   |        |

## FROLICK &amp; SPLASH



model GC3001

model GC3011

## Three different back constructions



Separate panel piece closes the lower back to conceal the support bracket. Offered in **Frolick** series on select models.



Single piece back with a pullover style upholstery cover and support bracket fastened on the outer back. Offered on select **Frolick** models.



Two piece back covering the back support brackets when fastened in place. Offered in **Splash** series.

## STANDARD FEATURES





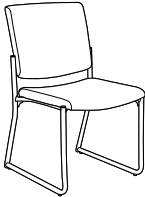
- Frolick and Splash are multi-purpose stacking chairs that share generous width between the arms, great comfort, and a frame built for greater strength and stability. Each series offers a different back design with special features to best address the application and infection control practices.
- Standard size models offer 19" seat width with 21.5" clearance between the armrests. Bariatric size models offer 31.5" seat width with 33.5" clearance between the armrests.
- For a smaller scale bariatric chair, refer to GC Comet #GC2180 which offers 18.5" seat width with 28" clearance between armrests
- Heavy duty round, tubular gusseted frames.
- Active weight capacity is up to 300 lbs. for standard models, and 500 lbs. for Bariatric models.
- Protective Shadow finished seat shroud is standard on the underside of all models (except bariatric models GC3003 and GC3023).
- To respond to higher expectations for housekeeping and infection control practices, select models with a one-piece back. Description of back is noted with each model
- Wallsaver rear legs eliminate accidental damage to walls.
- Armrests are fiberglass reinforced Nylon and have a flat profile. Fully extended to front of seat edge to assist in entry and exit from the chair.
- Armrests are standard in Black.
- For added comfort, seats are standard with high density Ultracell bio foam
- Four legged standard size models stack 5 high without dolly and 8 high on GC3010 dolly.
- Four legged Bariatric models stack 2 high only** - No dolly available.
- Sled base models do not stack
- For ganging brackets, see Model 2180 in the Global Seating List Price Book.
- On armless models, Black frames are standard with Black glides and front leg caps. All other frame colors are standard with Shadow glides and front leg caps.
- For textiles and finish options, visit the website at [globalfurnituregroup.com/healthcare](http://globalfurnituregroup.com/healthcare)
- Can be upholstered in standard Global textiles only if Healthcare compliance is not required.






## OPTIONAL FEATURES

- A selection of glide options is available. Glides must be chosen to best suit flooring type and site conditions.
- For hard surface floors, please specify opaque non-marking glides (**WH**). No upcharge.
- Glides with felt pads (**FG**) are available for vinyl sheet, cork or laminate flooring. Please specify. Add **\$64**.
- Glides with rubber pads (**RG**) are available for vinyl, hardwood, laminate, stone or ceramic flooring. Please specify. Add **\$64**.
- Armrests available in Shadow (**SHW**) and Toast (**TOA**). Please Specify. Add **\$35**.
- To add sealed seams to your product contact Customer Care. Upcharges vary
- For moisture barrier on seat, add \$137 per seat. For bariatric models - Add \$209 per seat.
- Frame finish**  
Painted finishes - no upcharge:  
(**TBL**) Black  
(**TBZ**) Buzz Blue  
(**TCC**) Cactus  
(**TCR**) Carrot  
(**TIV**) Cloud  
(**TDW**) Designer White  
(**TDJ**) Dijon  
(**TEG**) Eggplant  
(**TFO**) Fog  
(**TFR**) Frost  
(**TIN**) Ink  
(**TKA**) Kalua  
(**TLA**) Latte  
(**TMO**) Mocha  
(**TNE**) Nevada  
(**TSN**) Sand  
(**TSR**) Scarlet  
(**TSH**) Shadow  
(**TOA**) Toast  
(**TTU**) Tungsten  
Plated finish - see models for upcharge:  
(**CHM**) Chrome

## SUGGESTED APPLICATIONS






- Bariatric seating (Frolick)
- Dining/Cafeteria
- Guest seating
- Lobbies
- Lounge/Waiting
- Office/Meeting
- Patient rooms
- Resident rooms
- Stacking
- Treatment/Exam Rooms


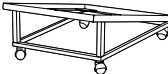
| DESCRIPTION  |                    | MODEL#/ FEATURES   |        |        |                 | STANDARD TEXTILE GRADES |        |                 |        |        |        |        |        |
|--|--------------------|--|--------|--------|-----------------|-------------------------|--------|-----------------|--------|--------|--------|--------|--------|
|   |                    | COM  | 2      | 3      | 4               | 5                       | 6      | 7               | 8      | 9      | 10     | 11     | 12     |
|  | GC3001             | \$864  | \$901  | \$941  | \$994           | \$1068                  | \$1096 | \$1161          | \$1283 | \$1342 | \$1459 | \$1616 | \$1811 |
|  |                    |  |        |        |                 |                         |        |                 |        |        |        |        |        |
|  | OVERALL DIMENSIONS |  |        |        | SEAT DIMENSIONS |                         |        | BACK DIMENSIONS |        |        |        |        |        |
|  | W                  | D  | H      |        | W               | D                       | H      |                 | W      | H      |        |        |        |
|  |                    | 25   | 24.5   | 36     |                 | 19                      | 18     | 18.5            |        | 19.5   | 17     |        |        |
| <b>Frolick Stacking Armchair</b> 4 Leg Base, Rectangular back with concealed attachment<br>COM Yardage: 1.25<br>Freight Class: 250<br>Product Weight (lbs.): 24<br>Cubic Feet Per Carton: 6.67           |                    | Active weight 300 lbs.<br>Stacks 5 high on floor.<br>Chrome (CHM) frame finish, add \$190. |        |        |                 |                         |        |                 |        |        |        |        |        |
|   |                    | COM  | 2      | 3      | 4               | 5                       | 6      | 7               | 8      | 9      | 10     | 11     | 12     |
|  | GC3002             | \$824  | \$865  | \$903  | \$958           | \$1032                  | \$1060 | \$1125          | \$1247 | \$1306 | \$1420 | \$1580 | \$1776 |
|  |                    |  |        |        |                 |                         |        |                 |        |        |        |        |        |
|  | OVERALL DIMENSIONS |  |        |        | SEAT DIMENSIONS |                         |        | BACK DIMENSIONS |        |        |        |        |        |
|  | W                  | D  | H      |        | W               | D                       | H      |                 | W      | H      |        |        |        |
|  |                    | 21   | 24.5   | 36     |                 | 19                      | 18     | 18.5            |        | 19.5   | 17     |        |        |
| <b>Frolick Stacking Chair</b> Armless, 4 Leg Base, Rectangular back with concealed attachment<br>COM Yardage: 1.25<br>Freight Class: 250<br>Product Weight (lbs.): 22<br>Cubic Feet Per Carton: 6.67     |                    | Active weight 300 lbs.<br>Stacks 5 high on floor.<br>Chrome (CHM) frame finish, add \$170. |        |        |                 |                         |        |                 |        |        |        |        |        |
|    |                    | COM  | 2      | 3      | 4               | 5                       | 6      | 7               | 8      | 9      | 10     | 11     | 12     |
|  | GC3003             | \$1574   | \$1648 | \$1717 | \$1812          | \$1945                  | \$1995 | \$2114          | \$2331 | \$2444 | \$2649 | \$2932 | \$3284 |
|  |                    |  |        |        |                 |                         |        |                 |        |        |        |        |        |
|  | OVERALL DIMENSIONS |  |        |        | SEAT DIMENSIONS |                         |        | BACK DIMENSIONS |        |        |        |        |        |
|  | W                  | D  | H      |        | W               | D                       | H      |                 | W      | H      |        |        |        |
|  |                    | 37   | 24.5   | 36.5   |                 | 31.5                    | 18     | 18.5            |        | 32     | 18.5   |        |        |
| <b>Frolick Bariatric Stacking Armchair</b> 4 Leg Base, Rectangular back with concealed attachment<br>COM Yardage: 2.25<br>Freight Class: 300<br>Product Weight (lbs.): 42<br>Cubic Feet Per Carton: 26.5 |                    | Active weight 500 lbs.<br>Stacks 2 high.<br>Chrome (CHM) frame finish, add \$265.          |        |        |                 |                         |        |                 |        |        |        |        |        |
|   |                    | COM  | 2      | 3      | 4               | 5                       | 6      | 7               | 8      | 9      | 10     | 11     | 12     |
|  | GC3021             | \$894  | \$935  | \$975  | \$1028          | \$1102                  | \$1130 | \$1195          | \$1317 | \$1376 | \$1493 | \$1648 | \$1844 |
|  |                    |  |        |        |                 |                         |        |                 |        |        |        |        |        |
|  | OVERALL DIMENSIONS |  |        |        | SEAT DIMENSIONS |                         |        | BACK DIMENSIONS |        |        |        |        |        |
|  | W                  | D  | H      |        | W               | D                       | H      |                 | W      | H      |        |        |        |
|  |                    | 25   | 24.5   | 36     |                 | 18                      | 17     | 18.5            |        | 18.75  | 18     |        |        |
| <b>Frolick Armchair</b> Sled Base, Rectangular back with concealed attachment<br>COM Yardage: 1.25<br>Freight Class: 250<br>Product Weight (lbs.): 32<br>Cubic Feet Per Carton: 13.75                    |                    | Active weight 300 lbs.<br><b>Does not stack.</b><br>Chrome (CHM) frame finish, add \$226.  |        |        |                 |                         |        |                 |        |        |        |        |        |
|   |                    | COM  | 2      | 3      | 4               | 5                       | 6      | 7               | 8      | 9      | 10     | 11     | 12     |
|  | GC3022             | \$858  | \$895  | \$935  | \$988           | \$1062                  | \$1090 | \$1155          | \$1277 | \$1336 | \$1453 | \$1608 | \$1805 |
|  |                    |  |        |        |                 |                         |        |                 |        |        |        |        |        |
|  | OVERALL DIMENSIONS |  |        |        | SEAT DIMENSIONS |                         |        | BACK DIMENSIONS |        |        |        |        |        |
|  | W                  | D  | H      |        | W               | D                       | H      |                 | W      | H      |        |        |        |
|  |                    | 21   | 24.5   | 36     |                 | 19                      | 18     | 18.5            |        | 19.5   | 17     |        |        |
| <b>Frolick Armless Chair</b> Sled Base, Rectangular back with concealed attachment<br>COM Yardage: 1.25<br>Freight Class: 250<br>Product Weight (lbs.): 30<br>Cubic Feet Per Carton: 13.75               |                    | Active weight 300 lbs.<br><b>Does not stack.</b><br>Chrome (CHM) frame finish, add \$204.  |        |        |                 |                         |        |                 |        |        |        |        |        |

| DESCRIPTION  | MODEL#/ FEATURES | STANDARD TEXTILE GRADES |        |        |        |        |        |        |        |        |        |        |        |
|--|------------------|-------------------------|--------|--------|--------|--------|--------|--------|--------|--------|--------|--------|--------|
|   |                  | COM                     | 2      | 3      | 4      | 5      | 6      | 7      | 8      | 9      | 10     | 11     | 12     |
|  | GC3023           | \$1674                  | \$1748 | \$1817 | \$1912 | \$2045 | \$2095 | \$2214 | \$2431 | \$2544 | \$2750 | \$3033 | \$3386 |
|  |                  |                         |        |        |        |        |        |        |        |        |        |        |        |
|  |                  |                         |        |        |        |        |        |        |        |        |        |        |        |
| <b>Frolick</b><br><b>Bariatric Armchair</b> Sled Base, Rectangular back with concealed attachment<br>COM Yardage: 2.25<br>Freight Class: 300<br>Product Weight (lbs.): 47<br>Cubic Feet Per Carton: 26.5 |                  |                         |        |        |        |        |        |        |        |        |        |        |        |
|  |                  |                         |        |        |        |        |        |        |        |        |        |        |        |
|  |                  |                         |        |        |        |        |        |        |        |        |        |        |        |
|  |                  |                         |        |        |        |        |        |        |        |        |        |        |        |
|   |                  | COM                     | 2      | 3      | 4      | 5      | 6      | 7      | 8      | 9      | 10     | 11     | 12     |
|  | GC3031           | \$864                   | \$901  | \$941  | \$994  | \$1068 | \$1096 | \$1161 | \$1283 | \$1342 | \$1459 | \$1616 | \$1811 |
|  |                  |                         |        |        |        |        |        |        |        |        |        |        |        |
|  |                  |                         |        |        |        |        |        |        |        |        |        |        |        |
| <b>Frolick</b><br><b>Stacking Armchair</b> 4 Leg Base, Rectangular back<br>COM Yardage: 1.25<br>Freight Class: 250<br>Product Weight (lbs.): 24<br>Cubic Feet Per Carton: 6.67                           |                  |                         |        |        |        |        |        |        |        |        |        |        |        |
|  |                  |                         |        |        |        |        |        |        |        |        |        |        |        |
|  |                  |                         |        |        |        |        |        |        |        |        |        |        |        |
|  |                  |                         |        |        |        |        |        |        |        |        |        |        |        |
|    |                  | COM                     | 2      | 3      | 4      | 5      | 6      | 7      | 8      | 9      | 10     | 11     | 12     |
|  | GC3032           | \$824                   | \$865  | \$905  | \$958  | \$1032 | \$1060 | \$1125 | \$1247 | \$1306 | \$1423 | \$1580 | \$1776 |
|  |                  |                         |        |        |        |        |        |        |        |        |        |        |        |
|  |                  |                         |        |        |        |        |        |        |        |        |        |        |        |
| <b>Frolick</b><br><b>Stacking Chair</b> Armless, 4 Leg Base, Rectangular back<br>COM Yardage: 1.25<br>Freight Class: 250<br>Product Weight (lbs.): 21<br>Cubic Feet Per Carton: 6.67                     |                  |                         |        |        |        |        |        |        |        |        |        |        |        |
|  |                  |                         |        |        |        |        |        |        |        |        |        |        |        |
|  |                  |                         |        |        |        |        |        |        |        |        |        |        |        |
|  |                  |                         |        |        |        |        |        |        |        |        |        |        |        |
|   |                  | COM                     | 2      | 3      | 4      | 5      | 6      | 7      | 8      | 9      | 10     | 11     | 12     |
|  | GC3033           | \$1574                  | \$1648 | \$1717 | \$1812 | \$1945 | \$1995 | \$2114 | \$2331 | \$2444 | \$2649 | \$2932 | \$3284 |
|  |                  |                         |        |        |        |        |        |        |        |        |        |        |        |
|  |                  |                         |        |        |        |        |        |        |        |        |        |        |        |
| <b>Frolick</b><br><b>Bariatric Stacking Armchair</b> 4 Leg Base, Rectangular back<br>COM Yardage: 2.25<br>Freight Class: 300<br>Product Weight (lbs.): 42<br>Cubic Feet Per Carton: 26.5                 |                  |                         |        |        |        |        |        |        |        |        |        |        |        |
|  |                  |                         |        |        |        |        |        |        |        |        |        |        |        |
|  |                  |                         |        |        |        |        |        |        |        |        |        |        |        |
|  |                  |                         |        |        |        |        |        |        |        |        |        |        |        |
|   |                  | COM                     | 2      | 3      | 4      | 5      | 6      | 7      | 8      | 9      | 10     | 11     | 12     |
|  | GC3034           | \$894                   | \$935  | \$975  | \$1028 | \$1102 | \$1130 | \$1195 | \$1317 | \$1376 | \$1493 | \$1648 | \$1844 |
|  |                  |                         |        |        |        |        |        |        |        |        |        |        |        |
|  |                  |                         |        |        |        |        |        |        |        |        |        |        |        |
| <b>Frolick</b><br><b>Armchair</b> Sled Base, Rectangular back<br>COM Yardage: 1.25<br>Freight Class: 250<br>Product Weight (lbs.): 32<br>Cubic Feet Per Carton: 13.75                                    |                  |                         |        |        |        |        |        |        |        |        |        |        |        |
|  |                  |                         |        |        |        |        |        |        |        |        |        |        |        |
|  |                  |                         |        |        |        |        |        |        |        |        |        |        |        |
|  |                  |                         |        |        |        |        |        |        |        |        |        |        |        |

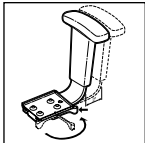
## SEATING

## FROLICK™ &amp; SPLASH™

| DESCRIPTION  | MODEL#/ FEATURES | STANDARD TEXTILE GRADES |        |        |        |        |        |        |        |        |        |        |        |
|--|------------------|-------------------------|--------|--------|--------|--------|--------|--------|--------|--------|--------|--------|--------|
|   |                  | COM                     | 2      | 3      | 4      | 5      | 6      | 7      | 8      | 9      | 10     | 11     | 12     |
|  | GC3035           | \$858                   | \$895  | \$935  | \$988  | \$1062 | \$1090 | \$1155 | \$1277 | \$1336 | \$1453 | \$1608 | \$1805 |
|  |                  |                         |        |        |        |        |        |        |        |        |        |        |        |
| <b>Frolick</b><br><b>Armless Chair</b> Sled Base, Rectangular back<br>COM Yardage: 1.25<br>Freight Class: 250<br>Product Weight (lbs.): 30<br>Cubic Feet Per Carton: 13.75                               |                  |                         |        |        |        |        |        |        |        |        |        |        |        |
|  |                  |                         |        |        |        |        |        |        |        |        |        |        |        |
|  |                  |                         |        |        |        |        |        |        |        |        |        |        |        |
|   |                  | COM                     | 2      | 3      | 4      | 5      | 6      | 7      | 8      | 9      | 10     | 11     | 12     |
|  | GC3036           | \$1674                  | \$1748 | \$1817 | \$1912 | \$2045 | \$2095 | \$2214 | \$2431 | \$2544 | \$2750 | \$3033 | \$3386 |
|  |                  |                         |        |        |        |        |        |        |        |        |        |        |        |
| <b>Frolick</b><br><b>Bariatric Armchair</b> Sled Base, Rectangular back<br>COM Yardage: 2.25<br>Freight Class: 300<br>Product Weight (lbs.): 47<br>Cubic Feet Per Carton: 26.5                           |                  |                         |        |        |        |        |        |        |        |        |        |        |        |
|  |                  |                         |        |        |        |        |        |        |        |        |        |        |        |
|  |                  |                         |        |        |        |        |        |        |        |        |        |        |        |
|    |                  | COM                     | 2      | 3      | 4      | 5      | 6      | 7      | 8      | 9      | 10     | 11     | 12     |
|  | GC3011           | \$864                   | \$901  | \$941  | \$994  | \$1067 | \$1096 | \$1160 | \$1283 | \$1342 | \$1459 | \$1616 | \$1811 |
|  |                  |                         |        |        |        |        |        |        |        |        |        |        |        |
| <b>Splash</b><br><b>Stacking Armchair</b> 4 Leg Base, Fan back with concealed attachment<br>COM Yardage: 1.25<br>Freight Class: 250<br>Product Weight (lbs.): 25.33<br>Cubic Feet Per Carton: 6.67       |                  |                         |        |        |        |        |        |        |        |        |        |        |        |
|  |                  |                         |        |        |        |        |        |        |        |        |        |        |        |
|  |                  |                         |        |        |        |        |        |        |        |        |        |        |        |
|   |                  | COM                     | 2      | 3      | 4      | 5      | 6      | 7      | 8      | 9      | 10     | 11     | 12     |
|  | GC3012           | \$824                   | \$865  | \$903  | \$958  | \$1032 | \$1060 | \$1125 | \$1247 | \$1306 | \$1420 | \$1580 | \$1776 |
|  |                  |                         |        |        |        |        |        |        |        |        |        |        |        |
| <b>Splash</b><br><b>Stacking Chair</b> Armless, 4 Leg Base, Fan back with concealed attachment<br>COM Yardage: 1.25<br>Freight Class: 250<br>Product Weight (lbs.): 22.33<br>Cubic Feet Per Carton: 6.67 |                  |                         |        |        |        |        |        |        |        |        |        |        |        |
|  |                  |                         |        |        |        |        |        |        |        |        |        |        |        |
|  |                  |                         |        |        |        |        |        |        |        |        |        |        |        |
|   |                  | COM                     | 2      | 3      | 4      | 5      | 6      | 7      | 8      | 9      | 10     | 11     | 12     |
|  | GC3013           | \$894                   | \$935  | \$975  | \$1028 | \$1101 | \$1130 | \$1194 | \$1317 | \$1376 | \$1493 | \$1650 | \$1845 |
|  |                  |                         |        |        |        |        |        |        |        |        |        |        |        |
| <b>Splash</b><br><b>Armchair</b> Sled Base, Fan back with concealed attachment<br>COM Yardage: 1.25<br>Freight Class: 250<br>Product Weight (lbs.): 34<br>Cubic Feet Per Carton: 17                      |                  |                         |        |        |        |        |        |        |        |        |        |        |        |
|  |                  |                         |        |        |        |        |        |        |        |        |        |        |        |
|  |                  |                         |        |        |        |        |        |        |        |        |        |        |        |

| DESCRIPTION   |  | MODEL#/ FEATURES |                    | STANDARD TEXTILE GRADES |                                      |                 |        |        |                 |        |        |        |        |        |  |
|---|--|------------------|--------------------|-------------------------|--------------------------------------|-----------------|--------|--------|-----------------|--------|--------|--------|--------|--------|--|
|  | <b>Splash Side Chair</b> Sled Base, Fan back with concealed attachment<br>COM Yardage: 1.25<br>Freight Class: 250<br>Product Weight (lbs.): 32<br>Cubic Feet Per Carton: 13.75 | GC3014           | COM                | 2                       | 3                                    | 4               | 5      | 6      | 7               | 8      | 9      | 10     | 11     | 12     |  |
|   |  |                  | \$858              | \$895                   | \$935                                | \$988           | \$1062 | \$1090 | \$1155          | \$1277 | \$1336 | \$1450 | \$1608 | \$1805 |  |
|   |  |                  | OVERALL DIMENSIONS |                         |                                      | SEAT DIMENSIONS |        |        | BACK DIMENSIONS |        |        |        |        |        |  |
|   |  |                  | W                  | D                       | H                                    | W               | D      | H      | W               | H      |        |        |        |        |  |
|   |  |                  | 21                 | 24.25                   | 35.5                                 | 19.5            | 18.5   | 18.5   | 20              | 17.5   |        |        |        |        |  |
|   |  | LIST PRICE       |                    |                         |                                      |                 |        |        |                 |        |        |        |        |        |  |
|  | <b>Dolly for Frolick and Splash standard size, four leg chairs</b><br>COM Yardage: --<br>Freight Class: 150<br>Product Weight (lbs.): 16<br>Cubic Feet Per Carton: 3.8         | GC3010           | \$385              |                         |                                      |                 |        |        |                 |        |        |        |        |        |  |
|   |  |                  | OVERALL DIMENSIONS |                         |                                      | SEAT DIMENSIONS |        |        | BACK DIMENSIONS |        |        |        |        |        |  |
|   |  |                  | W                  | D                       | H                                    | W               | D      | H      | W               | H      |        |        |        |        |  |
|   |  |                  | 0                  | 0                       | 0                                    |                 |        |        |                 |        |        |        |        |        |  |
|   |  |                  |                    |                         | Allows chairs to stack up to 8 high. |                 |        |        |                 |        |        |        |        |        |  |

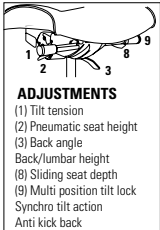
GALA II



**Vari-Width (WA)** width adjustable arm extensions are standard.

model GC13012, medium back

Synchro-tilter mechanism (-0)



**Ergonomic features:**  
A, B, C, D, E, G, H, L, M, N, Q, R, U

STANDARD FEATURES


- Gala II is designed to provide exceptional support and comfort throughout the work day.
- Vertical back height ratchet adjustment of 5.25" is standard.
- Back support upright is 3" wide for extra strength.
- One-piece curved back features a pull over style upholstery cover for easy housekeeping and infection prevention practices.
- Standard with Global's high quality Soft Descent™ pneumatic lift which slowly and gently lowers the seat height of the chair making it easy to obtain the exact seat height you desire.
- Standard with height adjustable arms (**3B**) with self-skinned urethane (SSU) armcaps.
- Vari-Width (**WA**) width adjustable arm extensions are standard. Allows the arms to move away from the seat by 2" on each side to accommodate various users.
- Waterfall seamless seat front design with high density Ultracell foam for superior comfort and longevity
- Underside of seat pan is completely sealed for ease of cleaning.
- Side activated sliding seat depth adjustment (**MD**) is standard on synchro-tilter.
- Five prong, injection molded, fiberglass reinforced nylon Black base with dual wheel carpet casters (**C65**).
- For Globalcare textiles and finish options, visit the website at [globalfurnituregroup.com](http://globalfurnituregroup.com).
- Can be upholstered in standard Global textiles if Healthcare compliance is not required.
- To meet higher standards for housekeeping and infection control, Gala II has a seamless seat and one stitch pull over back upholstery, while still offering soft curves to the design. Note: Vinyl and woven treated textiles are thicker in nature and will experience wrinkles on some curves or corners as a result.

OPTIONAL FEATURES

- Optional hard floor casters (**C65R**) are available. Add \$76.

SUGGESTED APPLICATIONS

- Office/Meeting
- Caregiver Workstations

| DESCRIPTION  | MODEL#/ FEATURES | STANDARD TEXTILE GRADES |                    |        |        |                 |        |           |                 |        |        |        |        |
|--|------------------|-------------------------|--------------------|--------|--------|-----------------|--------|-----------|-----------------|--------|--------|--------|--------|
|  |                  | COM                     | 2                  | 3      | 4      | 5               | 6      | 7         | 8               | 9      | 10     | 11     | 12     |
| <br><b>Medium Back Synchro-Tilter</b><br>COM Yardage: 1.9<br>Freight Class: 150<br>Product Weight (lbs.): 53<br>Cubic Feet Per Carton: 10.5 | GC13012          | \$1089                  | \$1161             | \$1229 | \$1320 | \$1453          | \$1514 | \$1631    | \$1821          | \$1969 | \$2130 | \$2463 | \$2820 |
|  |                  |                         | OVERALL DIMENSIONS |        |        | SEAT DIMENSIONS |        |           | BACK DIMENSIONS |        |        |        |        |
|  |                  |                         | W                  | D      | H      | W               | D      | H         | W               | H      |        |        |        |
|  |                  | 24.5                    | 23.5               | 39     |        | 20.5            | 17-18  | 16.5-21.5 |                 | 20     | 20.5   |        |        |



GC BEACH



model GC4077



model GC4078

STANDARD FEATURES

- Elegant wood seating with a choice of an upholstered or vertical wood slat back.
- Frame construction is beech hardwood.
- Legs are equipped with White non-marking polypropylene glides. Suitable for both carpet and hard surface flooring.
- All cushions are fixed and non-removable.
- Cushions are made with highly resilient foam and seats are equipped with a synthetic rubberized webbing suspension system for extra comfort
- Seat cushion underside is finished with Black polyurethane
- Does not stack
- For Globalcare textiles and finish options, visit the website at [globalfurnituregroup.com](http://globalfurnituregroup.com).
- Can be upholstered in standard Global textiles if Healthcare compliance is not required.

OPTIONAL FEATURES

- Wood frame available in Absolute (AAM), Black (BKM), Cherry (ACM), English Oak (EOM), Espresso Cafe (ECM), Fruitwood (TFM), Gray (HGM), Honey (AHM), Mahogany (TMM), Maple (AVM), Medium Walnut (MWM), Natural Walnut (NLW), Night (ASM), Noce Biondo (NBM), Noce Grigio (NGM), Noce Leggero (NEM), Noce Medio (NMM), Sandy Beach (SKM), Shaker Cherry (SKM), Silver Oak (SOM), Walnut (TWM), WC Cream (WTM), White (WHM) and Winter Cherry (WCM). Please specify.
- For moisture barrier on seat, please specify **(MB)**. - Add \$137 per seat.


SUGGESTED APPLICATIONS

- Dining/Cafeteria
- Guest seating
- Lobbies
- Lounge/Waiting
- Office/Meeting
- Patient rooms
- Resident rooms

DESCRIPTION

MODEL#/ FEATURES

STANDARD TEXTILE GRADES




**Armchair w/Upholstered Back**  
COM Yardage: 1  
Freight Class: 300  
Product Weight (lbs.): 20  
Cubic Feet Per Carton: 13.25

Active weight 300 lbs.  
Does not stack.

|        | COM    | 2      | 3      | 4      | 5      | 6      | 7      | 8      | 9      | 10     | 11     | 12     |
|--------|--------|--------|--------|--------|--------|--------|--------|--------|--------|--------|--------|--------|
| GC4077 | \$1010 | \$1043 | \$1074 | \$1117 | \$1181 | \$1210 | \$1268 | \$1354 | \$1425 | \$1503 | \$1655 | \$1826 |

| OVERALL DIMENSIONS |       |      | SEAT DIMENSIONS |      |       | BACK DIMENSIONS |      |  |
|--------------------|-------|------|-----------------|------|-------|-----------------|------|--|
| W                  | D     | H    | W               | D    | H     | W               | H    |  |
| 22                 | 22.25 | 33.5 | 19.5            | 18.5 | 18.75 | 19.5            | 15.5 |  |



**Armchair w/Vertical Wood Slat Back**  
COM Yardage: 1  
Freight Class: 300  
Product Weight (lbs.): 20  
Cubic Feet Per Carton: 13.25

Active weight 300 lbs.  
Does not stack.

|        | COM    | 2      | 3      | 4      | 5      | 6      | 7      | 8      | 9      | 10     | 11     | 12     |
|--------|--------|--------|--------|--------|--------|--------|--------|--------|--------|--------|--------|--------|
| GC4078 | \$1038 | \$1071 | \$1102 | \$1145 | \$1209 | \$1238 | \$1296 | \$1389 | \$1453 | \$1531 | \$1697 | \$1868 |

| OVERALL DIMENSIONS |       |      | SEAT DIMENSIONS |    |       | BACK DIMENSIONS |      |  |
|--------------------|-------|------|-----------------|----|-------|-----------------|------|--|
| W                  | D     | H    | W               | D  | H     | W               | H    |  |
| 22                 | 22.25 | 33.5 | 19.5            | 19 | 18.75 | 19.5            | 15.5 |  |

GC-BELONG



model GC4231HB

model GC4231HB

STANDARD FEATURES

- The GC Belong series was developed for active and transient spaces and environments with rigorous demands.
- Elliptical metal tube frame is available in Black (TBL), Cloud (TIV), Designer White (TDW), Fog (TFO), Frost (TFR), Kalua (TKA), Latte (TLA), Mocha (TMO), Nevada (TNE), Sand (TSN), Shadow (TSH), Toast (TOA) and Tungsten (TTU). Specify finish.
- Urethane armcaps are available in Black (BLK), Kalua (KAL), Latte (LAB), Mocha (J52), Shadow (SHW), and Toast (TOA).
- Wood armcaps are also available in Absolute (AAM), Black (BKM), Cherry (ACM), English Oak (EOM), Espresso Cafe (ECM), Fruitwood (TFM), Gray (HGM), Honey (AHM), Mahogany (TMM), Maple (AVM), Medium Walnut (MWM), Natural Walnut (NLW), Night (ASM), Noce Biondo (NBM), Noce Grigio (NGM), Noce Leggero (NEM), Noce Medio (NMM), Sandy Beach (SKM), Shaker Cherry (SKM), Silver Oak (SOM), Walnut (TWM), WC Cream (WTM), White (WHM) and Winter Cherry (WCM). Refer to individual models for upcharge.
- The frame can be weighted and made with tamperproof fasteners for greater security in more challenging mental health spaces or correctional facilities.
- Active weight capacity is 500 lbs. per seat position; 750 lbs. for bariatric seating.
- The seat and back are removable and field replaceable.
- For added comfort, seats are standard with high density Ultracell foam.
- All seat frames feature a wallsaver design to prevent back contact with wall. **Note:** In order to allow full flex of the back on models GC4242, GC4242HB, GC4243 and GC4243HB, a 10.5" wall clearance is required.
- Ottomans and Benches do not have wallsaver legs.
- Standard seat height on all models is 18.5"
- Standard with Black glides
- Select models are offered with casters on the rear legs. These casters allow for ease of movement in support of housekeeping efforts or repositioning seating within a space. **They are not intended for patient transfer.**

- Clean out space is provided between the seat and back cushions for easier housekeeping.
- **Left and Right position reference** is determined from the seated position.
- Flex back models feature a torsion control mechanism which allows the back to move 14° in a soothing rocking motion.
- For healthcare textiles and wood finish options, visit the website at [globalfurnituregroup.com](http://globalfurnituregroup.com)
- Can be upholstered in standard Global textiles if healthcare compliance is not required.

OPTIONAL FEATURES

- For hard surface floors, specify opaque, non-marking glides (NM). No upcharge.
- For moisture barrier on seat, specify (MB). Add \$137 per seat. For bariatric models, Add \$209 per seat.
- As an option, seams can be sealed to prevent penetration of fluids through the stitching. Contact Customer Care for approved textiles.  
Low Back Models - **Add \$120** list upcharge per seat  
Low Back Bariatric Models - **Add \$127** list upcharge per seat  
High Back Models - **Add \$130** list upcharge per seat  
High Back Bariatric Models - **Add \$138** list upcharge per seat  
Split-Back Models - **Add \$190** list upcharge per seat  
Ottoman - **Add \$43** list upcharge  
Benches: **Add \$52** list upcharge for one seat, **Add \$112** for two seat models, and **Add \$167** for three seat models.

SUGGESTED APPLICATIONS

- Bariatric seating
- Guest seating
- Lobbies
- Lounge/Waiting
- Patient/Resident rooms
- Treatment/Exam rooms

GC BELONG BENCHES & BRIDGES

- Units with links can only gang with a bridge. They CANNOT gang directly with another link unit. (Link units have side brackets.)
- Available in one, two or three seat models.
- A bridge unit suspends between 2 other units using their links. A bridge is NOT freestanding. (A bridge does not have legs.)
- Benches have no front or back facing distinction so models with links can be reversed.
- All bridge models can be ganged to seat units with link.

GC BELONG TABLE BRIDGES

- Table heights are 16"
- 1" thick tops are available in thermally fused laminate (LP) and high pressure laminate (HP). Please select the appropriate model number for the finish you prefer.
- 2mm edging color coordinated with laminate finish is standard for all tops. Finish must be specified at the time of order.
- Refer to the following lists when selecting a finish color. Must specify both a top color and leg finish when ordering.











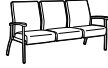
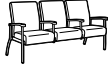













Thermally Fused Laminate (LP) Tops

Absolute Acajou (ACJ)  
Asian Night (ASN)  
Avant Cherry (AWC)  
Avant Honey (AWH)  
Blizzard (BZD)  
Brushed Cobalt (BRC)  
Clear Maple (CMB)  
Custom Grey (CGY)  
Dark Espresso (DES)  
Designer White (DWT)  
Fashionista (FAS)  
First Class (FCL)  
Noce Biondo (NBL)  
Noce Grigio (NGL)  
Noce Leggero (NEL)  
Noce Medio (NML)  
Quartered Mahogany (QTM)  
Sheer Beauty (SBY)  
Stonedust (SDT)  
Walnut Heights (WHE)  
White Chocolate (WHC)  
Winter Cherry (WCR)


























High Pressure Laminate (HP) Tops



















Absolute Acajou (ACJ)  
Asian Night (ASN)  
Avant Cherry (W357)  
Avant Honey (W356)  
Blizzard (BZD)  
Brushed Cobalt (BRC)  
Clear Maple (CMB)  
Custom Grey (CGY)  
Dark Espresso (W142)  
Designer White (DWT)  
Fashionista (FAS)  
First Class (FCL)  
Noce Biondo (NBL)  
Noce Grigio (NGL)  
Noce Leggero (NEL)  
Noce Medio (NML)  
Quartered Mahogany (QTM)  
Sheer Beauty (SBY)  
Stonedust (SDT)  
Walnut Heights (WHE)  
White Chocolate (WHC)  
Winter Cherry (WCR)

**LOW BACK**




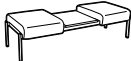



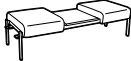



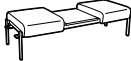

|  |   |  |  |  |   |  |  |
|--|---|--|--|--|---|--|--|
| Freestanding units                     | GC4230<br> | GC4231<br>  | GC4232<br>  | GC4234<br>  | GC4233<br>  | GC4235<br>  | GC4236<br>  |
| Ganging units with link on Left side   |   | GC4231L<br> | GC4232L<br> | GC4234L<br> | GC4233L<br> | GC4235L<br> | GC4236L<br> |
| Ganging units with link on Right side  |   | GC4231R<br> | GC4232R<br> | GC4234R<br> | GC4233R<br> | GC4235R<br> | GC4236R<br> |
| Ganging units with links on Both sides |   | GC4231B<br> | GC4232B<br> | GC4234B<br> | GC4233B<br> | GC4235B<br> | GC4236B<br> |



















**HIGH BACK**

|  |   |  |  |  |   |  |  |
|--|---|--|--|--|---|--|--|
| Freestanding units                     | GC4230HB<br> | GC4231HB<br>    | GC4232HB<br>    | GC4234HB<br>    | GC4233HB<br>    | GC4235HB<br>    | GC4236HB<br>    |
| Ganging units with link on Left side   |   | GC4231HBL<br>  | GC4232HBL<br>  | GC4234HBL<br>  | GC4233HBL<br>  | GC4235HBL<br>  | GC4236HBL<br>  |
| Ganging units with link on Right side  |   | GC4231HBR<br> | GC4232HBR<br> | GC4234HBR<br> | GC4233HBR<br> | GC4235HBR<br> | GC4236HBR<br> |
| Ganging units with links on Both sides |   | GC4231HBB<br> | GC4232HBB<br> | GC4234HBB<br> | GC4233HBB<br> | GC4235HBB<br> | GC4236HBB<br> |



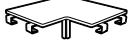

|  |   |   |   |   |   |   |   |
|--|---|---|---|---|---|---|---|
| Non ganging units<br>with casters                  |  |  | Ganging Bariatric units<br>with link on Both side           |  |  |   |   |
| Non ganging<br>Bariatric units                     |  |  | Non ganging Flexback<br>units                               |  |  | Non ganging<br>Split Back units                 |  |
| Ganging Bariatric units with<br>link on Left side  |  |  | Non ganging Flexback<br>units with casters                  |  |  | Non ganging<br>Split Back units<br>with casters |  |
| Ganging Bariatric units with<br>link on Right side |  |  | Hip Height Chair with<br>wedged cushion,<br>24" Seat Height |  |  |   |   |

BENCHES & BRIDGES

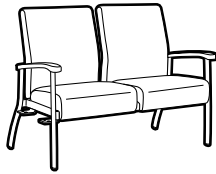
|  |  |  |  |  |
|--|--|--|--|--|
| Freestanding Units                     | GC4251<br>  | GC4252<br>  | GC4253<br>  | GC4256<br>  |
| Ganging units with Hook on Left side   | GC4251L<br> | GC4252L<br> | GC4253L<br> | GC4256L<br> |
| Ganging units with Hooks on both sides | GC4251B<br> | GC4252B<br> | GC4253B<br> | GC4256B<br> |
| Ottoman                                | GC4259<br>  |  |  |  |

|                              |   |   |   |  |  |   |   |
|------------------------------|---|---|---|--|--|---|---|
| HB Add on Bridge, No Legs    | GC4261HB<br> | GC4262HB<br> | GC4264HB<br> | GC4263HB<br>  | GC4265HB<br> | GC4266HB<br> | GC4269HB (Bariatric)<br> |
| LB Add on Bridge, No Legs    | GC4261<br> | GC4262<br> | GC4264<br> | GC4263<br>  | GC4265<br> | GC4266<br> | GC4269 (Bariatric)<br> |
| Bench Add on Bridge, No Legs | GC4271<br> | GC4272<br> | GC4273<br> | GC4276<br> |  |   |   |

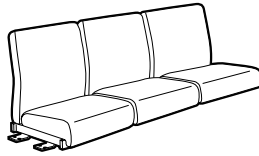
TABLES

|         |   |   |   |  |
|---------|---|---|---|--|
| Bridges | GC4274-LP<br>GC4274-HP<br> | GC4275-LP<br>GC4275-HP<br> | GC4277-LP<br>GC4277-HP<br> | GC4278-LP<br>GC4278-HP<br> |
|---------|---|---|---|--|

- A bridge unit suspends between 2 other units with legs and is supported by their linking brackets
- A bridge unit is **not** freestanding and cannot be made freestanding
- Units with legs and links can only gang with a bridge. They **cannot** gang directly with another link unit with legs
- Bridges **cannot** gang directly with another bridge



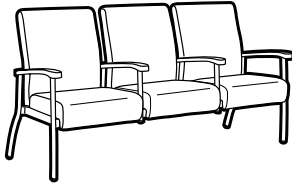
1, 2 or 3 seat chair with integrated ganging bracket



Any seating bridge unit connects to:



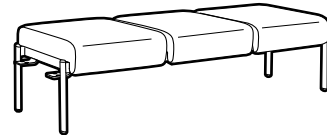
1, 2 or 3 seat bench with integrated ganging bracket



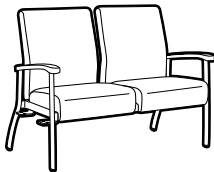
1, 2 or 3 seat chair with integrated ganging bracket



Any table bridge unit connects to:



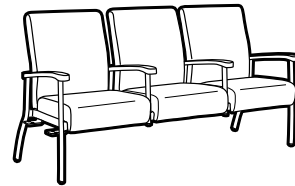
1, 2 or 3 seat bench with integrated ganging bracket



1, 2 or 3 seat chair with integrated ganging bracket



**CANNOT connect to**



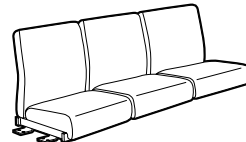
1, 2 or 3 seat chair with integrated ganging bracket



Any table bridge unit



**CANNOT connect to**



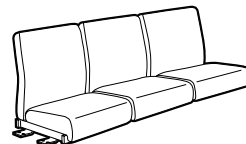
Any seating bridge unit



Any seating bridge unit



**CANNOT connect to**




Any seating bridge unit




Any table bridge unit





**CANNOT connect to**




Any table bridge unit

| PACKAGE 1   | Description   | Qty | Model Number | Dimensions       | Ydg. | Freight Class | Wt./Lbs. | Cu. Ft. | List Price      |
|---|---|-----|--------------|------------------|------|---------------|----------|---------|-----------------|
|   |   |     |              |                  |      |               |          |         |                 |
|  | Low Back Three Seat Chair   | 4   | GC4235       | 26 x 74.5 x 37.5 | 5    | 250           | 142      | 65.25   | \$4799          |
|   | <b>PACKAGE TOTAL</b><br>(*Please Note: List Prices shown are for the standard Grade 2 vinyl/standard finishes.) |     |              |                  |      |               |          |         | <b>\$19,196</b> |

| PACKAGE 2   | Description  | Qty | Model Number | Dimensions        | Ydg. | Freight Class | Wt./Lbs. | Cu. Ft. | List Price      |
|---|--|-----|--------------|-------------------|------|---------------|----------|---------|-----------------|
|   |  |     |              |                   |      |               |          |         |                 |
|  | Low Back Three Seat Chair  | 1   | GC4233B      | 26 x 72.75 x 37.5 | 5    | 250           | 134      | 65.25   | \$4245          |
|   | Low Back Armchair, Left  | 1   | GC4231L      | 28 x 26.5 x 37.5  | 1.75 | 250           | 53.5     | 20.25   | \$1953          |
|   | Low Back Armchair, Right   | 1   | GC4231R      | 28 x 26.5 x 37.5  | 1.75 | 250           | 53.5     | 20.25   | \$1953          |
|   | End Corner Table Bridge  | 2   | GC4277-HP    | 35 x 35 x 16      | --   | 125           | 45       | 6       | \$1067          |
|   | <b>PACKAGE TOTAL</b><br>(* Please Note: List Prices shown are for the standard Grade 2 vinyl/standard laminate.) |     |              |                   |      |               |          |         | <b>\$10,285</b> |

| <div></div> | PACKAGE 3 | Description                       | Qty | Model Number | Dimensions       | Ydg. | Freight Class | Wt./Lbs. | Cu. Ft. | List Price      |
|---|-----------|-----------------------------------|-----|--------------|------------------|------|---------------|----------|---------|-----------------|
|   |           | Low Back Three Seat Chair         | 1   | GC4235R      | 26 x 74.5 x 37.5 | 5    | 250           | 143      | 65.25   | \$4848          |
|   |           | Bariatric Low Back Armchair, Left | 1   | GC4241L      | 28 x 37.5 x 37.5 | 3    | 250           | 71       | 30.5    | \$2546          |
|   |           | Low Back Armchair, Left           | 1   | GC4231L      | 28 x 26.5 x 37.5 | 1.75 | 250           | 53.5     | 20.25   | \$1953          |
|   |           | Low Back Armchair, Right          | 1   | GC4231R      | 28 x 26.5 x 37.5 | 1.75 | 250           | 53.5     | 20.25   | \$1953          |
|   |           | End Corner Table Bridge           | 1   | GC4277-HP    | 35 x 35 x 16     | --   | 125           | 45       | 6       | \$1067          |
|   |           | Rectangular Coffee Table          | 1   | GC4283-HP    | 54 x 22 x 16     | --   | 125           | 37       | 6       | \$1536          |
|   |           | Square Table Top                  | 1   | GC4275-HP    | 23 x 23 x 1      | --   | 150           | 18       | 3.4     | \$661           |
| <b>PACKAGE TOTAL</b>  |           |                                   |     |              |                  |      |               |          |         | <b>\$14,564</b> |
| (* Please Note: List Prices shown are for the standard Grade 2 vinyl/standard laminate.)      |           |                                   |     |              |                  |      |               |          |         |                 |



**Low Back Chair** Armless  
COM Yardage: 1.75  
Freight Class: 250  
Product Weight (lbs.): 45.5  
Cubic Feet Per Carton: 20.25

| MODEL# | STANDARD FABRIC GRADES |        |        |        |        |        |        |        |        |        |        |        |
|--------|------------------------|--------|--------|--------|--------|--------|--------|--------|--------|--------|--------|--------|
|        | COM                    | 2      | 3      | 4      | 5      | 6      | 7      | 8      | 9      | 10     | 11     | 12     |
| GC4230 | \$1461                 | \$1521 | \$1578 | \$1654 | \$1762 | \$1803 | \$1901 | \$2082 | \$2169 | \$2337 | \$2567 | \$2853 |


| OVERALL DIMENSIONS |    |      | SEAT DIMENSIONS |    |    | BACK DIMENSIONS |      |
|--------------------|----|------|-----------------|----|----|-----------------|------|
| W                  | D  | H    | W               | D  | H  | W               | H    |
| 24.75              | 28 | 37.5 | 22              | 18 | 18 | 21.5            | 19.5 |



**High Back Chair** Armless  
COM Yardage: 2  
Freight Class: 250  
Product Weight (lbs.): 49.5  
Cubic Feet Per Carton: 20.25

| MODEL#   | STANDARD FABRIC GRADES |        |        |        |        |        |        |        |        |        |        |        |
|----------|------------------------|--------|--------|--------|--------|--------|--------|--------|--------|--------|--------|--------|
|          | COM                    | 2      | 3      | 4      | 5      | 6      | 7      | 8      | 9      | 10     | 11     | 12     |
| GC4230HB | \$1537                 | \$1606 | \$1670 | \$1757 | \$1881 | \$1928 | \$2037 | \$2243 | \$2345 | \$2536 | \$2800 | \$3126 |


| OVERALL DIMENSIONS |    |      | SEAT DIMENSIONS |    |    | BACK DIMENSIONS |      |
|--------------------|----|------|-----------------|----|----|-----------------|------|
| W                  | D  | H    | W               | D  | H  | W               | H    |
| 24.75              | 28 | 42.5 | 22              | 18 | 18 | 21.5            | 24.5 |



**Low Back Armchair**  
COM Yardage: 1.75  
Freight Class: 250  
Product Weight (lbs.): 53.5  
Cubic Feet Per Carton: 20.25

| MODEL# | STANDARD FABRIC GRADES |        |        |        |        |        |        |        |        |        |        |        |
|--------|------------------------|--------|--------|--------|--------|--------|--------|--------|--------|--------|--------|--------|
|        | COM                    | 2      | 3      | 4      | 5      | 6      | 7      | 8      | 9      | 10     | 11     | 12     |
| GC4231 | \$1779                 | \$1840 | \$1895 | \$1972 | \$2081 | \$2121 | \$2218 | \$2400 | \$2488 | \$2656 | \$2886 | \$3170 |


| OVERALL DIMENSIONS |    |      | SEAT DIMENSIONS |    |    | BACK DIMENSIONS |      |
|--------------------|----|------|-----------------|----|----|-----------------|------|
| W                  | D  | H    | W               | D  | H  | W               | H    |
| 26.5               | 28 | 37.5 | 22              | 18 | 18 | 21.5            | 19.5 |



**Low Back Armchair** Right  
COM Yardage: 1.75  
Freight Class: 250  
Product Weight (lbs.): 53.5  
Cubic Feet Per Carton: 20.25

| MODEL#  | STANDARD FABRIC GRADES |        |        |        |        |        |        |        |        |        |        |        |
|---------|------------------------|--------|--------|--------|--------|--------|--------|--------|--------|--------|--------|--------|
|         | COM                    | 2      | 3      | 4      | 5      | 6      | 7      | 8      | 9      | 10     | 11     | 12     |
| GC4231R | \$1890                 | \$1953 | \$2008 | \$2085 | \$2193 | \$2234 | \$2331 | \$2513 | \$2601 | \$2768 | \$2998 | \$3283 |






| OVERALL DIMENSIONS |    |      | SEAT DIMENSIONS |    |    | BACK DIMENSIONS |      |
|--------------------|----|------|-----------------|----|----|-----------------|------|
| W                  | D  | H    | W               | D  | H  | W               | H    |
| 26.5               | 28 | 37.5 | 22              | 18 | 18 | 21.5            | 19.5 |




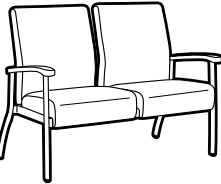
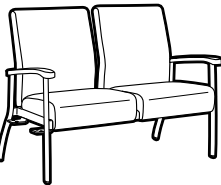

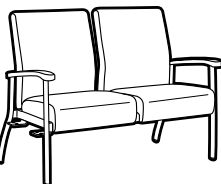
**Low Back Armchair** Left  
COM Yardage: 1.75  
Freight Class: 250  
Product Weight (lbs.): 53.5  
Cubic Feet Per Carton: 20.25

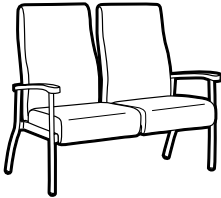
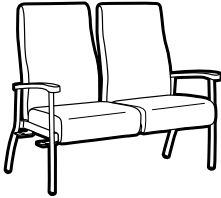
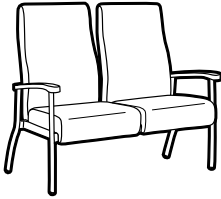
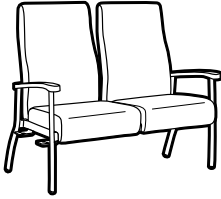

| MODEL#  | STANDARD FABRIC GRADES |        |        |        |        |        |        |        |        |        |        |        |
|---------|------------------------|--------|--------|--------|--------|--------|--------|--------|--------|--------|--------|--------|
|         | COM                    | 2      | 3      | 4      | 5      | 6      | 7      | 8      | 9      | 10     | 11     | 12     |
| GC4231L | \$1890                 | \$1953 | \$2008 | \$2085 | \$2193 | \$2234 | \$2331 | \$2513 | \$2601 | \$2768 | \$2998 | \$3283 |


| OVERALL DIMENSIONS |    |      | SEAT DIMENSIONS |    |    | BACK DIMENSIONS |      |
|--------------------|----|------|-----------------|----|----|-----------------|------|
| W                  | D  | H    | W               | D  | H  | W               | H    |
| 26.5               | 28 | 37.5 | 22              | 18 | 18 | 21.5            | 19.5 |

| DESCRIPTION  | MODEL#          | STANDARD FABRIC GRADES  |        |        |                 |        |        |                 |        |        |        |        |        |
|--|-----------------|---|--------|--------|-----------------|--------|--------|-----------------|--------|--------|--------|--------|--------|
|   |                 | COM   | 2      | 3      | 4               | 5      | 6      | 7               | 8      | 9      | 10     | 11     | 12     |
|  | GC4231B         | \$1938  | \$2001 | \$2056 | \$2134          | \$2241 | \$2283 | \$2379          | \$2561 | \$2649 | \$2816 | \$3047 | \$3333 |
|  |                 |   |        |        |                 |        |        |                 |        |        |        |        |        |
|  |                 | OVERALL DIMENSIONS  |        |        | SEAT DIMENSIONS |        |        | BACK DIMENSIONS |        |        |        |        |        |
|  |                 | W   | D      | H      | W               | D      | H      | W               | H      |        |        |        |        |
|  |                 | 26.5  | 28     | 37.5   | 22              | 18     | 18     | 21.5            | 19.5   |        |        |        |        |
| <b>Low Back Armchair</b> Left & Right<br>COM Yardage: 1.75<br>Freight Class: 250<br>Product Weight (lbs.): 53.5<br>Cubic Feet Per Carton: 20.25  |                 | Active weight 500 lbs.<br>Wood armcap option - <b>Add \$189</b> |        |        |                 |        |        |                 |        |        |        |        |        |
|   |                 | COM   | 2      | 3      | 4               | 5      | 6      | 7               | 8      | 9      | 10     | 11     | 12     |
|  | GC4231-24       | \$2122  | \$2183 | \$2238 | \$2315          | \$2424 | \$2464 | \$2561          | \$2743 | \$2831 | \$2999 | \$3228 | \$3513 |
|  | 24" Seat Height |   |        |        |                 |        |        |                 |        |        |        |        |        |
|  |                 | OVERALL DIMENSIONS  |        |        | SEAT DIMENSIONS |        |        | BACK DIMENSIONS |        |        |        |        |        |
|  |                 | W   | D      | H      | W               | D      | H      | W               | H      |        |        |        |        |
|  |                 | 26.5  | 28.75  | 43.5   | 22              | 18     | 24     | 21.5            | 19.5   |        |        |        |        |
| <b>Low Back Armchair</b> Post Surgery. Designed to immobilize the pelvis and hip joints after surgery.<br>COM Yardage: 1.75<br>Freight Class: 250<br>Product Weight (lbs.): 57.5<br>Cubic Feet Per Carton: 24.25 |                 | Active weight 500 lbs.<br>Wood armcap option - <b>Add \$189</b> |        |        |                 |        |        |                 |        |        |        |        |        |
|    |                 | COM   | 2      | 3      | 4               | 5      | 6      | 7               | 8      | 9      | 10     | 11     | 12     |
|  | GC4231HB        | \$1899  | \$1966 | \$2033 | \$2119          | \$2244 | \$2291 | \$2398          | \$2605 | \$2706 | \$2898 | \$3162 | \$3489 |
|  |                 |   |        |        |                 |        |        |                 |        |        |        |        |        |
|  |                 | OVERALL DIMENSIONS  |        |        | SEAT DIMENSIONS |        |        | BACK DIMENSIONS |        |        |        |        |        |
|  |                 | W   | D      | H      | W               | D      | H      | W               | H      |        |        |        |        |
|  |                 | 26.5  | 28     | 42.5   | 22              | 18     | 18     | 21.5            | 24.5   |        |        |        |        |
| <b>High Back Armchair</b><br>COM Yardage: 2<br>Freight Class: 250<br>Product Weight (lbs.): 58.5<br>Cubic Feet Per Carton: 20.25   |                 | Active weight 500 lbs.<br>Wood armcap option - <b>Add \$189</b> |        |        |                 |        |        |                 |        |        |        |        |        |
|   |                 | COM   | 2      | 3      | 4               | 5      | 6      | 7               | 8      | 9      | 10     | 11     | 12     |
|  | GC4231HBR       | \$1948  | \$2017 | \$2082 | \$2168          | \$2294 | \$2341 | \$2449          | \$2655 | \$2757 | \$2948 | \$3212 | \$3538 |
|  |                 |   |        |        |                 |        |        |                 |        |        |        |        |        |
|  |                 | OVERALL DIMENSIONS  |        |        | SEAT DIMENSIONS |        |        | BACK DIMENSIONS |        |        |        |        |        |
|  |                 | W   | D      | H      | W               | D      | H      | W               | H      |        |        |        |        |
|  |                 | 26.5  | 28     | 42.5   | 22              | 18     | 18     | 21.5            | 24.5   |        |        |        |        |
| <b>High Back Armchair</b> Right<br>COM Yardage: 2<br>Freight Class: 250<br>Product Weight (lbs.): 58.5<br>Cubic Feet Per Carton: 20.25   |                 | Active weight 500 lbs.<br>Wood armcap option - <b>Add \$189</b> |        |        |                 |        |        |                 |        |        |        |        |        |
|   |                 | COM   | 2      | 3      | 4               | 5      | 6      | 7               | 8      | 9      | 10     | 11     | 12     |
|  | GC4231HBL       | \$1948  | \$2017 | \$2082 | \$2168          | \$2294 | \$2341 | \$2449          | \$2655 | \$2757 | \$2948 | \$3212 | \$3538 |
|  |                 |   |        |        |                 |        |        |                 |        |        |        |        |        |
|  |                 | OVERALL DIMENSIONS  |        |        | SEAT DIMENSIONS |        |        | BACK DIMENSIONS |        |        |        |        |        |
|  |                 | W   | D      | H      | W               | D      | H      | W               | H      |        |        |        |        |
|  |                 | 26.5  | 28     | 42.5   | 22              | 18     | 18     | 21.5            | 24.5   |        |        |        |        |
| <b>High Back Armchair</b> Left<br>COM Yardage: 2<br>Freight Class: 250<br>Product Weight (lbs.): 58.5<br>Cubic Feet Per Carton: 20.25  |                 | Active weight 500 lbs.<br>Wood armcap option - <b>Add \$189</b> |        |        |                 |        |        |                 |        |        |        |        |        |




| DESCRIPTION   |  | MODEL#    | STANDARD FABRIC GRADES |        |        |                 |        |        |                 |        |        |        |        |        |
|---|--|-----------|------------------------|--------|--------|-----------------|--------|--------|-----------------|--------|--------|--------|--------|--------|
|    | <b>High Back Armchair</b> Left & Right<br>COM Yardage: 2<br>Freight Class: 250<br>Product Weight (lbs.): 60.5<br>Cubic Feet Per Carton: 20.25                  | GC4231HBB | COM                    | 2      | 3      | 4               | 5      | 6      | 7               | 8      | 9      | 10     | 11     | 12     |
|   |  |           | \$1995                 | \$2063 | \$2127 | \$2214          | \$2338 | \$2385 | \$2494          | \$2700 | \$2802 | \$2993 | \$3257 | \$3583 |
|   |  |           | OVERALL DIMENSIONS     |        |        | SEAT DIMENSIONS |        |        | BACK DIMENSIONS |        |        |        |        |        |
|   |  |           | W                      | D      | H      | W               | D      | H      | W               | H      |        |        |        |        |
|   |  |           | 26.5                   | 28     | 42.5   |                 | 22     | 18     | 18              |        | 21.5   | 24.5   |        |        |
| Active weight 500 lbs.<br>Wood armcap option - <b>Add \$189</b>                     |  |           |                        |        |        |                 |        |        |                 |        |        |        |        |        |
|    | <b>Low Back Two Seat Chair</b> No Center Arm<br>COM Yardage: 3.5<br>Freight Class: 250<br>Product Weight (lbs.): 94<br>Cubic Feet Per Carton: 43               | GC4232    | COM                    | 2      | 3      | 4               | 5      | 6      | 7               | 8      | 9      | 10     | 11     | 12     |
|   |  |           | \$2875                 | \$2998 | \$3108 | \$3260          | \$3477 | \$3562 | \$3753          | \$4112 | \$4293 | \$4622 | \$5086 | \$5655 |
|   |  |           | OVERALL DIMENSIONS     |        |        | SEAT DIMENSIONS |        |        | BACK DIMENSIONS |        |        |        |        |        |
|   |  |           | W                      | D      | H      | W               | D      | H      | W               | H      |        |        |        |        |
|   |  |           | 49.75                  | 26     | 37.5   |                 | 44     | 18     | 18              |        | 44     | 19.5   |        |        |
| Active weight 500 lbs./seat.<br>Wood armcap option - <b>Add \$189</b>               |  |           |                        |        |        |                 |        |        |                 |        |        |        |        |        |
|   | <b>Low Back Two Seat Chair</b> No Center Arm, Right<br>COM Yardage: 3.5<br>Freight Class: 250<br>Product Weight (lbs.): 95<br>Cubic Feet Per Carton: 43        | GC4232R   | COM                    | 2      | 3      | 4               | 5      | 6      | 7               | 8      | 9      | 10     | 11     | 12     |
|   |  |           | \$2920                 | \$3045 | \$3153 | \$3305          | \$3523 | \$3608 | \$3799          | \$4156 | \$4337 | \$4668 | \$5132 | \$5701 |
|   |  |           | OVERALL DIMENSIONS     |        |        | SEAT DIMENSIONS |        |        | BACK DIMENSIONS |        |        |        |        |        |
|   |  |           | W                      | D      | H      | W               | D      | H      | W               | H      |        |        |        |        |
|   |  |           | 49.75                  | 26     | 37.5   |                 | 44     | 18     | 18              |        | 44     | 19.5   |        |        |
| Active weight 500 lbs./seat.<br>Wood armcap option - <b>Add \$189</b>               |  |           |                        |        |        |                 |        |        |                 |        |        |        |        |        |
|  | <b>Low Back Two Seat Chair</b> No Center Arm, Left<br>COM Yardage: 3.5<br>Freight Class: 250<br>Product Weight (lbs.): 95<br>Cubic Feet Per Carton: 43         | GC4232L   | COM                    | 2      | 3      | 4               | 5      | 6      | 7               | 8      | 9      | 10     | 11     | 12     |
|   |  |           | \$2920                 | \$3045 | \$3153 | \$3305          | \$3523 | \$3608 | \$3799          | \$4156 | \$4337 | \$4668 | \$5132 | \$5701 |
|   |  |           | OVERALL DIMENSIONS     |        |        | SEAT DIMENSIONS |        |        | BACK DIMENSIONS |        |        |        |        |        |
|   |  |           | W                      | D      | H      | W               | D      | H      | W               | H      |        |        |        |        |
|   |  |           | 49.75                  | 26     | 37.5   |                 | 44     | 18     | 18              |        | 44     | 19.5   |        |        |
| Active weight 500 lbs./seat.<br>Wood armcap option - <b>Add \$189</b>               |  |           |                        |        |        |                 |        |        |                 |        |        |        |        |        |
|  | <b>Low Back Two Seat Chair</b> No Center Arm, Left & Right<br>COM Yardage: 3.5<br>Freight Class: 250<br>Product Weight (lbs.): 96<br>Cubic Feet Per Carton: 43 | GC4232B   | COM                    | 2      | 3      | 4               | 5      | 6      | 7               | 8      | 9      | 10     | 11     | 12     |
|   |  |           | \$2968                 | \$3093 | \$3199 | \$3353          | \$3571 | \$3655 | \$3845          | \$4203 | \$4382 | \$4715 | \$5178 | \$5749 |
|   |  |           | OVERALL DIMENSIONS     |        |        | SEAT DIMENSIONS |        |        | BACK DIMENSIONS |        |        |        |        |        |
|   |  |           | W                      | D      | H      | W               | D      | H      | W               | H      |        |        |        |        |
|   |  |           | 49.75                  | 26     | 37.5   |                 | 44     | 18     | 18              |        | 44     | 19.5   |        |        |
| Active weight 500 lbs./seat.<br>Wood armcap option - <b>Add \$189</b>               |  |           |                        |        |        |                 |        |        |                 |        |        |        |        |        |

| DESCRIPTION  | MODEL#  | STANDARD FABRIC GRADES      |        |        |                          |        |        |                        |        |        |        |        |        |
|--|---|-----------------------------|--------|--------|--------------------------|--------|--------|------------------------|--------|--------|--------|--------|--------|
|   |   | COM                         | 2      | 3      | 4                        | 5      | 6      | 7                      | 8      | 9      | 10     | 11     | 12     |
|  | GC4232HB  | \$3082                      | \$3225 | \$3347 | \$3523                   | \$3772 | \$3865 | \$4084                 | \$4493 | \$4700 | \$5080 | \$5610 | \$6263 |
|  |   | OVERALL DIMENSIONS<br>W D H |        |        | SEAT DIMENSIONS<br>W D H |        |        | BACK DIMENSIONS<br>W H |        |        |        |        |        |
| High Back Two Seat Chair No Center Arm<br>COM Yardage: 4<br>Freight Class: 300<br>Product Weight (lbs.): 95<br>Cubic Feet Per Carton: 56.5               | Active weight 500 lbs./seat.<br>Wood armcap option - <b>Add \$189</b> | 49.75                       | 26     | 42.5   | 44                       | 18     | 18     | 44                     | 24.5   |        |        |        |        |
|   |   | COM                         | 2      | 3      | 4                        | 5      | 6      | 7                      | 8      | 9      | 10     | 11     | 12     |
|  | GC4232HBR   | \$3126                      | \$3270 | \$3394 | \$3568                   | \$3817 | \$3910 | \$4129                 | \$4538 | \$4745 | \$5125 | \$5655 | \$6308 |
|  |   | OVERALL DIMENSIONS<br>W D H |        |        | SEAT DIMENSIONS<br>W D H |        |        | BACK DIMENSIONS<br>W H |        |        |        |        |        |
| High Back Two Seat Chair No Center Arm, Right<br>COM Yardage: 4<br>Freight Class: 300<br>Product Weight (lbs.): 96<br>Cubic Feet Per Carton: 56.5        | Active weight 500 lbs./seat.<br>Wood armcap option - <b>Add \$189</b> | 49.75                       | 26     | 42.5   | 44                       | 18     | 18     | 44                     | 24.5   |        |        |        |        |
|    |   | COM                         | 2      | 3      | 4                        | 5      | 6      | 7                      | 8      | 9      | 10     | 11     | 12     |
|  | GC4232HBL   | \$3126                      | \$3270 | \$3394 | \$3568                   | \$3817 | \$3910 | \$4129                 | \$4538 | \$4745 | \$5125 | \$5655 | \$6308 |
|  |   | OVERALL DIMENSIONS<br>W D H |        |        | SEAT DIMENSIONS<br>W D H |        |        | BACK DIMENSIONS<br>W H |        |        |        |        |        |
| High Back Two Seat Chair No Center Arm, Left<br>COM Yardage: 4<br>Freight Class: 300<br>Product Weight (lbs.): 96<br>Cubic Feet Per Carton: 56.5         | Active weight 500 lbs./seat.<br>Wood armcap option - <b>Add \$189</b> | 49.75                       | 26     | 42.5   | 44                       | 18     | 18     | 44                     | 24.5   |        |        |        |        |
|   |   | COM                         | 2      | 3      | 4                        | 5      | 6      | 7                      | 8      | 9      | 10     | 11     | 12     |
|  | GC4232HBB   | \$3173                      | \$3317 | \$3439 | \$3615                   | \$3862 | \$3956 | \$4175                 | \$4583 | \$4791 | \$5169 | \$5701 | \$6353 |
|  |   | OVERALL DIMENSIONS<br>W D H |        |        | SEAT DIMENSIONS<br>W D H |        |        | BACK DIMENSIONS<br>W H |        |        |        |        |        |
| High Back Two Seat Chair No Center Arm, Left & Right<br>COM Yardage: 4<br>Freight Class: 300<br>Product Weight (lbs.): 98<br>Cubic Feet Per Carton: 56.5 | Active weight 500 lbs./seat.<br>Wood armcap option - <b>Add \$189</b> | 49.75                       | 26     | 42.5   | 44                       | 18     | 18     | 44                     | 24.5   |        |        |        |        |
|   |   | COM                         | 2      | 3      | 4                        | 5      | 6      | 7                      | 8      | 9      | 10     | 11     | 12     |
|  | GC4233  | \$3971                      | \$4151 | \$4301 | \$4519                   | \$4829 | \$4948 | \$5221                 | \$5732 | \$5987 | \$6464 | \$7126 | \$7945 |
|  |   | OVERALL DIMENSIONS<br>W D H |        |        | SEAT DIMENSIONS<br>W D H |        |        | BACK DIMENSIONS<br>W H |        |        |        |        |        |
| Low Back Three Seat Chair No Center Arm<br>COM Yardage: 5<br>Freight Class: 250<br>Product Weight (lbs.): 132<br>Cubic Feet Per Carton: 65.25            | Active weight 500 lbs./seat.<br>Wood armcap option - <b>Add \$189</b> | 72.75                       | 26     | 37.5   | 70                       | 18     | 18     | 70                     | 19.5   |        |        |        |        |




**Low Back Three Seat Chair** No Center Arm, Right  
COM Yardage: 5  
Freight Class: 250  
Product Weight (lbs.): 134  
Cubic Feet Per Carton: 65.25

| MODEL#  | STANDARD FABRIC GRADES |        |        |                 |        |        |                 |        |        |        |        |        |
|---|------------------------|--------|--------|-----------------|--------|--------|-----------------|--------|--------|--------|--------|--------|
|   | COM                    | 2      | 3      | 4               | 5      | 6      | 7               | 8      | 9      | 10     | 11     | 12     |
| GC4233R   | \$4017                 | \$4197 | \$4348 | \$4568          | \$4876 | \$4995 | \$5267          | \$5781 | \$6036 | \$6512 | \$7174 | \$7992 |
|   |                        |        |        |                 |        |        |                 |        |        |        |        |        |
|   |                        |        |        |                 |        |        |                 |        |        |        |        |        |
| OVERALL DIMENSIONS  |                        |        |        | SEAT DIMENSIONS |        |        | BACK DIMENSIONS |        |        |        |        |        |
| W   |                        | D      |        | H               | W      |        | D               |        | H      | W      |        | H      |
| 72.75   |                        | 26     |        | 37.5            | 70     |        | 18              |        | 18     | 70     |        | 19.5   |
| Active weight 500 lbs./seat.<br>Wood armcap option - <b>Add \$189</b> |                        |        |        |                 |        |        |                 |        |        |        |        |        |




**Low Back Three Seat Chair** No Center Arm, Left  
COM Yardage: 5  
Freight Class: 250  
Product Weight (lbs.): 134  
Cubic Feet Per Carton: 65.25

|         | COM    | 2      | 3      | 4      | 5      | 6      | 7      | 8      | 9      | 10     | 11     | 12     |
|---------|--------|--------|--------|--------|--------|--------|--------|--------|--------|--------|--------|--------|
| GC4233L | \$4017 | \$4197 | \$4348 | \$4568 | \$4876 | \$4995 | \$5267 | \$5781 | \$6036 | \$6512 | \$7174 | \$7992 |
|         |        |        |        |        |        |        |        |        |        |        |        |        |
|         |        |        |        |        |        |        |        |        |        |        |        |        |
|         |        |        |        |        |        |        |        |        |        |        |        |        |
|         |        |        |        |        |        |        |        |        |        |        |        |        |
|         |        |        |        |        |        |        |        |        |        |        |        |        |
|         |        |        |        |        |        |        |        |        |        |        |        |        |
|         |        |        |        |        |        |        |        |        |        |        |        |        |
|         |        |        |        |        |        |        |        |        |        |        |        |        |
|         |        |        |        |        |        |        |        |        |        |        |        |        |
|         |        |        |        |        |        |        |        |        |        |        |        |        |
|         |        |        |        |        |        |        |        |        |        |        |        |        |
|         |        |        |        |        |        |        |        |        |        |        |        |        |
|         |        |        |        |        |        |        |        |        |        |        |        |        |
|         |        |        |        |        |        |        |        |        |        |        |        |        |
|         |        |        |        |        |        |        |        |        |        |        |        |        |
|         |        |        |        |        |        |        |        |        |        |        |        |        |
|         |        |        |        |        |        |        |        |        |        |        |        |        |
|         |        |        |        |        |        |        |        |        |        |        |        |        |
|         |        |        |        |        |        |        |        |        |        |        |        |        |
|         |        |        |        |        |        |        |        |        |        |        |        |        |
|         |        |        |        |        |        |        |        |        |        |        |        |        |
|         |        |        |        |        |        |        |        |        |        |        |        |        |
|         |        |        |        |        |        |        |        |        |        |        |        |        |
|         |        |        |        |        |        |        |        |        |        |        |        |        |
|         |        |        |        |        |        |        |        |        |        |        |        |        |
|         |        |        |        |        |        |        |        |        |        |        |        |        |
|         |        |        |        |        |        |        |        |        |        |        |        |        |
|         |        |        |        |        |        |        |        |        |        |        |        |        |
|         |        |        |        |        |        |        |        |        |        |        |        |        |
|         |        |        |        |        |        |        |        |        |        |        |        |        |
|         |        |        |        |        |        |        |        |        |        |        |        |        |
|         |        |        |        |        |        |        |        |        |        |        |        |        |
|         |        |        |        |        |        |        |        |        |        |        |        |        |
|         |        |        |        |        |        |        |        |        |        |        |        |        |
|         |        |        |        |        |        |        |        |        |        |        |        |        |
|         |        |        |        |        |        |        |        |        |        |        |        |        |
|         |        |        |        |        |        |        |        |        |        |        |        |        |
|         |        |        |        |        |        |        |        |        |        |        |        |        |
|         |        |        |        |        |        |        |        |        |        |        |        |        |
|         |        |        |        |        |        |        |        |        |        |        |        |        |
|         |        |        |        |        |        |        |        |        |        |        |        |        |
|         |        |        |        |        |        |        |        |        |        |        |        |        |
|         |        |        |        |        |        |        |        |        |        |        |        |        |
|         |        |        |        |        |        |        |        |        |        |        |        |        |
|         |        |        |        |        |        |        |        |        |        |        |        |        |
|         |        |        |        |        |        |        |        |        |        |        |        |        |
|         |        |        |        |        |        |        |        |        |        |        |        |        |
|         |        |        |        |        |        |        |        |        |        |        |        |        |
|         |        |        |        |        |        |        |        |        |        |        |        |        |
|         |        |        |        |        |        |        |        |        |        |        |        |        |
|         |        |        |        |        |        |        |        |        |        |        |        |        |
|         |        |        |        |        |        |        |        |        |        |        |        |        |
|         |        |        |        |        |        |        |        |        |        |        |        |        |
|         |        |        |        |        |        |        |        |        |        |        |        |        |
|         |        |        |        |        |        |        |        |        |        |        |        |        |
|         |        |        |        |        |        |        |        |        |        |        |        |        |
|         |        |        |        |        |        |        |        |        |        |        |        |        |
|         |        |        |        |        |        |        |        |        |        |        |        |        |
|         |        |        |        |        |        |        |        |        |        |        |        |        |
|         |        |        |        |        |        |        |        |        |        |        |        |        |
|         |        |        |        |        |        |        |        |        |        |        |        |        |
|         |        |        |        |        |        |        |        |        |        |        |        |        |
|         |        |        |        |        |        |        |        |        |        |        |        |        |
|         |        |        |        |        |        |        |        |        |        |        |        |        |
|         |        |        |        |        |        |        |        |        |        |        |        |        |
|         |        |        |        |        |        |        |        |        |        |        |        |        |
|         |        |        |        |        |        |        |        |        |        |        |        |        |
|         |        |        |        |        |        |        |        |        |        |        |        |        |
|         |        |        |        |        |        |        |        |        |        |        |        |        |
|         |        |        |        |        |        |        |        |        |        |        |        |        |
|         |        |        |        |        |        |        |        |        |        |        |        |        |
|         |        |        |        |        |        |        |        |        |        |        |        |        |
|         |        |        |        |        |        |        |        |        |        |        |        |        |
|         |        |        |        |        |        |        |        |        |        |        |        |        |
|         |        |        |        |        |        |        |        |        |        |        |        |        |
|         |        |        |        |        |        |        |        |        |        |        |        |        |
|         |        |        |        |        |        |        |        |        |        |        |        |        |
|         |        |        |        |        |        |        |        |        |        |        |        |        |
|         |        |        |        |        |        |        |        |        |        |        |        |        |
|         |        |        |        |        |        |        |        |        |        |        |        |        |
|         |        |        |        |        |        |        |        |        |        |        |        |        |
|         |        |        |        |        |        |        |        |        |        |        |        |        |
|         |        |        |        |        |        |        |        |        |        |        |        |        |
|         |        |        |        |        |        |        |        |        |        |        |        |        |
|         |        |        |        |        |        |        |        |        |        |        |        |        |
|         |        |        |        |        |        |        |        |        |        |        |        |        |
|         |        |        |        |        |        |        |        |        |        |        |        |        |
|         |        |        |        |        |        |        |        |        |        |        |        |        |
|         |        |        |        |        |        |        |        |        |        |        |        |        |
|         |        |        |        |        |        |        |        |        |        |        |        |        |
|         |        |        |        |        |        |        |        |        |        |        |        |        |
|         |        |        |        |        |        |        |        |        |        |        |        |        |
|         |        |        |        |        |        |        |        |        |        |        |        |        |
|         |        |        |        |        |        |        |        |        |        |        |        |        |
|         |        |        |        |        |        |        |        |        |        |        |        |        |
|         |        |        |        |        |        |        |        |        |        |        |        |        |
|         |        |        |        |        |        |        |        |        |        |        |        |        |
|         |        |        |        |        |        |        |        |        |        |        |        |        |
|         |        |        |        |        |        |        |        |        |        |        |        |        |
|         |        |        |        |        |        |        |        |        |        |        |        |        |
|         |        |        |        |        |        |        |        |        |        |        |        |        |
|         |        |        |        |        |        |        |        |        |        |        |        |        |
|         |        |        |        |        |        |        |        |        |        |        |        |        |
|         |        |        |        |        |        |        |        |        |        |        |        |        |
|         |        |        |        |        |        |        |        |        |        |        |        |        |
|         |        |        |        |        |        |        |        |        |        |        |        |        |
|         |        |        |        |        |        |        |        |        |        |        |        |        |
|         |        |        |        |        |        |        |        |        |        |        |        |        |
|         |        |        |        |        |        |        |        |        |        |        |        |        |
|         |        |        |        |        |        |        |        |        |        |        |        |        |
|         |        |        |        |        |        |        |        |        |        |        |        |        |
|         |        |        |        |        |        |        |        |        |        |        |        |        |
|         |        |        |        |        |        |        |        |        |        |        |        |        |
|         |        |        |        |        |        |        |        |        |        |        |        |        |
|         |        |        |        |        |        |        |        |        |        |        |        |        |
|         |        |        |        |        |        |        |        |        |        |        |        |        |
|         |        |        |        |        |        |        |        |        |        |        |        |        |
|         |        |        |        |        |        |        |        |        |        |        |        |        |
|         |        |        |        |        |        |        |        |        |        |        |        |        |
|         |        |        |        |        |        |        |        |        |        |        |        |        |
|         |        |        |        |        |        |        |        |        |        |        |        |        |
|         |        |        |        |        |        |        |        |        |        |        |        |        |
|         |        |        |        |        |        |        |        |        |        |        |        |        |
|         |        |        |        |        |        |        |        |        |        |        |        |        |
|         |        |        |        |        |        |        |        |        |        |        |        |        |
|         |        |        |        |        |        |        |        |        |        |        |        |        |
|         |        |        |        |        |        |        |        |        |        |        |        |        |
|         |        |        |        |        |        |        |        |        |        |        |        |        |
|         |        |        |        |        |        |        |        |        |        |        |        |        |
|         |        |        |        |        |        |        |        |        |        |        |        |        |
|         |        |        |        |        |        |        |        |        |        |        |        |        |
|         |        |        |        |        |        |        |        |        |        |        |        |        |
|         |        |        |        |        |        |        |        |        |        |        |        |        |
|         |        |        |        |        |        |        |        |        |        |        |        |        |
|         |        |        |        |        |        |        |        |        |        |        |        |        |
|         |        |        |        |        |        |        |        |        |        |        |        |        |
|         |        |        |        |        |        |        |        |        |        |        |        |        |
|         |        |        |        |        |        |        |        |        |        |        |        |        |
|         |        |        |        |        |        |        |        |        |        |        |        |        |
|         |        |        |        |        |        |        |        |        |        |        |        |        |
|         |        |        |        |        |        |        |        |        |        |        |        |        |
|         |        |        |        |        |        |        |        |        |        |        |        |        |
|         |        |        |        |        |        |        |        |        |        |        |        |        |
|         |        |        |        |        |        |        |        |        |        |        |        |        |
|         |        |        |        |        |        |        |        |        |        |        |        |        |
|         |        |        |        |        |        |        |        |        |        |        |        |        |
|         |        |        |        |        |        |        |        |        |        |        |        |        |
|         |        |        |        |        |        |        |        |        |        |        |        |        |
|         |        |        |        |        |        |        |        |        |        |        |        |        |
|         |        |        |        |        |        |        |        |        |        |        |        |        |
|         |        |        |        |        |        |        |        |        |        |        |        |        |
|         |        |        |        |        |        |        |        |        |        |        |        |        |
|         |        |        |        |        |        |        |        |        |        |        |        |        |
|         |        |        |        |        |        |        |        |        |        |        |        |        |
|         |        |        |        |        |        |        |        |        |        |        |        |        |
|         |        |        |        |        |        |        |        |        |        |        |        |        |
|         |        |        |        |        |        |        |        |        |        |        |        |        |
|         |        |        |        |        |        |        |        |        |        |        |        |        |
|         |        |        |        |        |        |        |        |        |        |        |        |        |
|         |        |        |        |        |        |        |        |        |        |        |        |        |
|         |        |        |        |        |        |        |        |        |        |        |        |        |
|         |        |        |        |        |        |        |        |        |        |        |        |        |
|         |        |        |        |        |        |        |        |        |        |        |        |        |
|         |        |        |        |        |        |        |        |        |        |        |        |        |
|         |        |        |        |        |        |        |        |        |        |        |        |        |
|         |        |        |        |        |        |        |        |        |        |        |        |        |
|         |        |        |        |        |        |        |        |        |        |        |        |        |
|         |        |        |        |        |        |        |        |        |        |        |        |        |
|         |        |        |        |        |        |        |        |        |        |        |        |        |
|         |        |        |        |        |        |        |        |        |        |        |        |        |
|         |        |        |        |        |        |        |        |        |        |        |        |        |
|         |        |        |        |        |        |        |        |        |        |        |        |        |
|         |        |        |        |        |        |        |        |        |        |        |        |        |
|         |        |        |        |        |        |        |        |        |        |        |        |        |
|         |        |        |        |        |        |        |        |        |        |        |        |        |
|         |        |        |        |        |        |        |        |        |        |        |        |        |
|         |        |        |        |        |        |        |        |        |        |        |        |        |
|         |        |        |        |        |        |        |        |        |        |        |        |        |
|         |        |        |        |        |        |        |        |        |        |        |        |        |
|         |        |        |        |        |        |        |        |        |        |        |        |        |
|         |        |        |        |        |        |        |        |        |        |        |        |        |
|         |        |        |        |        |        |        |        |        |        |        |        |        |
|         |        |        |        |        |        |        |        |        |        |        |        |        |
|         |        |        |        |        |        |        |        |        |        |        |        |        |
|         |        |        |        |        |        |        |        |        |        |        |        |        |
|         |        |        |        |        |        |        |        |        |        |        |        |        |
|         |        |        |        |        |        |        |        |        |        |        |        |        |
|         |        |        |        |        |        |        |        |        |        |        |        |        |
|         |        |        |        |        |        |        |        |        |        |        |        |        |
|         |        |        |        |        |        |        |        |        |        |        |        |        |
|         |        |        |        |        |        |        |        |        |        |        |        |        |
|         |        |        |        |        |        |        |        |        |        |        |        |        |
|         |        |        |        |        |        |        |        |        |        |        |        |        |
|         |        |        |        |        |        |        |        |        |        |        |        |        |
|         |        |        |        |        |        |        |        |        |        |        |        |        |
|         |        |        |        |        |        |        |        |        |        |        |        |        |
|         |        |        |        |        |        |        |        |        |        |        |        |        |
|         |        |        |        |        |        |        |        |        |        |        |        |        |
|         |        |        |        |        |        |        |        |        |        |        |        |        |
|         |        |        |        |        |        |        |        |        |        |        |        |        |
|         |        |        |        |        |        |        |        |        |        |        |        |        |
|         |        |        |        |        |        |        |        |        |        |        |        |        |
|         |        |        |        |        |        |        |        |        |        |        |        |        |
|         |        |        |        |        |        |        |        |        |        |        |        |        |
|         |        |        |        |        |        |        |        |        |        |        |        |        |
|         |        |        |        |        |        |        |        |        |        |        |        |        |
|         |        |        |        |        |        |        |        |        |        |        |        |        |
|         |        |        |        |        |        |        |        |        |        |        |        |        |
|         |        |        |        |        |        |        |        |        |        |        |        |        |
|         |        |        |        |        |        |        |        |        |        |        |        |        |
|         |        |        |        |        |        |        |        |        |        |        |        |        |
|         |        |        |        |        |        |        |        |        |        |        |        |        |
|         |        |        |        |        |        |        |        |        |        |        |        |        |
|         |        |        |        |        |        |        |        |        |        |        |        |        |
|         |        |        |        |        |        |        |        |        |        |        |        |        |
|         |        |        |        |        |        |        |        |        |        |        |        |        |
|         |        |        |        |        |        |        |        |        |        |        |        |        |
|         |        |        |        |        |        |        |        |        |        |        |        |        |
|         |        |        |        |        |        |        |        |        |        |        |        |        |
|         |        |        |        |        |        |        |        |        |        |        |        |        |
|         |        |        |        |        |        |        |        |        |        |        |        |        |
|         |        |        |        |        |        |        |        |        |        |        |        |        |
|         |        |        |        |        |        |        |        |        |        |        |        |        |
|         |        |        |        |        |        |        |        |        |        |        |        |        |
|         |        |        |        |        |        |        |        |        |        |        |        |        |
|         |        |        |        |        |        |        |        |        |        |        |        |        |
|         |        |        |        |        |        |        |        |        |        |        |        |        |
|         |        |        |        |        |        |        |        |        |        |        |        |        |
|         |        |        |        |        |        |        |        |        |        |        |        |        |
|         |        |        |        |        |        |        |        |        |        |        |        |        |
|         |        |        |        |        |        |        |        |        |        |        |        |        |
|         |        |        |        |        |        |        |        |        |        |        |        |        |
|         |        |        |        |        |        |        |        |        |        |        |        |        |
|         |        |        |        |        |        |        |        |        |        |        |        |        |
|         |        |        |        |        |        |        |        |        |        |        |        |        |
|         |        |        |        |        |        |        |        |        |        |        |        |        |
|         |        |        |        |        |        |        |        |        |        |        |        |        |
|         |        |        |        |        |        |        |        |        |        |        |        |        |
|         |        |        |        |        |        |        |        |        |        |        |        |        |
|         |        |        |        |        |        |        |        |        |        |        |        |        |
|         |        |        |        |        |        |        |        |        |        |        |        |        |
|         |        |        |        |        |        |        |        |        |        |        |        |        |
|         |        |        |        |        |        |        |        |        |        |        |        |        |
|         |        |        |        |        |        |        |        |        |        |        |        |        |
|         |        |        |        |        |        |        |        |        |        |        |        |        |
|         |        |        |        |        |        |        |        |        |        |        |        |        |
|         |        |        |        |        |        |        |        |        |        |        |        |        |
|         |        |        |        |        |        |        |        |        |        |        |        |        |
|         |        |        |        |        |        |        |        |        |        |        |        |        |
|         |        |        |        |        |        |        |        |        |        |        |        |        |
|         |        |        |        |        |        |        |        |        |        |        |        |        |
|         |        |        |        |        |        |        |        |        |        |        |        |        |
|         |        |        |        |        |        |        |        |        |        |        |        |        |
|         |        |        |        |        |        |        |        |        |        |        |        |        |
|         |        |        |        |        |        |        |        |        |        |        |        |        |
|         |        |        |        |        |        |        |        |        |        |        |        |        |
|         |        |        |        |        |        |        |        |        |        |        |        |        |
|         |        |        |        |        |        |        |        |        |        |        |        |        |
|         |        |        |        |        |        |        |        |        |        |        |        |        |
|         |        |        |        |        |        |        |        |        |        |        |        |        |
|         |        |        |        |        |        |        |        |        |        |        |        |        |
|         |        |        |        |        |        |        |        |        |        |        |        |        |
|         |        |        |        |        |        |        |        |        |        |        |        |        |
|         |        |        |        |        |        |        |        |        |        |        |        |        |
|         |        |        |        |        |        |        |        |        |        |        |        |        |
|         |        |        |        |        |        |        |        |        |        |        |        |        |
|         |        |        |        |        |        |        |        |        |        |        |        |        |
|         |        |        |        |        |        |        |        |        |        |        |        |        |
|         |        |        |        |        |        |        |        |        |        |        |        |        |
|         |        |        |        |        |        |        |        |        |        |        |        |        |
|         |        |        |        |        |        |        |        |        |        |        |        |        |
|         |        |        |        |        |        |        |        |        |        |        |        |        |
|         |        |        |        |        |        |        |        |        |        |        |        |        |
|         |        |        |        |        |        |        |        |        |        |        |        |        |
|         |        |        |        |        |        |        |        |        |        |        |        |        |
|         |        |        |        |        |        |        |        |        |        |        |        |        |
|         |        |        |        |        |        |        |        |        |        |        |        |        |
|         |        |        |        |        |        |        |        |        |        |        |        |        |
|         |        |        |        |        |        |        |        |        |        |        |        |        |
|         |        |        |        |        |        |        |        |        |        |        |        |        |
|         |        |        |        |        |        |        |        |        |        |        |        |        |
|         |        |        |        |        |        |        |        |        |        |        |        |        |
|         |        |        |        |        |        |        |        |        |        |        |        |        |
|         |        |        |        |        |        |        |        |        |        |        |        |        |
|         |        |        |        |        |        |        |        |        |        |        |        |        |
|         |        |        |        |        |        |        |        |        |        |        |        |        |
|         |        |        |        |        |        |        |        |        |        |        |        |        |
|         |        |        |        |        |        |        |        |        |        |        |        |        |
|         |        |        |        |        |        |        |        |        |        |        |        |        |
|         |        |        |        |        |        |        |        |        |        |        |        |        |
|         |        |        |        |        |        |        |        |        |        |        |        |        |
|         |        |        |        |        |        |        |        |        |        |        |        |        |
|         |        |        |        |        |        |        |        |        |        |        |        |        |
|         |        |        |        |        |        |        |        |        |        |        |        |        |
|         |        |        |        |        |        |        |        |        |        |        |        |        |
|         |        |        |        |        |        |        |        |        |        |        |        |        |
|         |        |        |        |        |        |        |        |        |        |        |        |        |
|         |        |        |        |        |        |        |        |        |        |        |        |        |
|         |        |        |        |        |        |        |        |        |        |        |        |        |
|         |        |        |        |        |        |        |        |        |        |        |        |        |
|         |        |        |        |        |        |        |        |        |        |        |        |        |
|         |        |        |        |        |        |        |        |        |        |        |        |        |
|         |        |        |        |        |        |        |        |        |        |        |        |        |
|         |        |        |        |        |        |        |        |        |        |        |        |        |
|         |        |        |        |        |        |        |        |        |        |        |        |        |
|         |        |        |        |        |        |        |        |        |        |        |        |        |
|         |        |        |        |        |        |        |        |        |        |        |        |        |
|         |        |        |        |        |        |        |        |        |        |        |        |        |
|         |        |        |        |        |        |        |        |        |        |        |        |        |
|         |        |        |        |        |        |        |        |        |        |        |        |        |
|         |        |        |        |        |        |        |        |        |        |        |        |        |
|         |        |        |        |        |        |        |        |        |        |        |        |        |
|         |        |        |        |        |        |        |        |        |        |        |        |        |
|         |        |        |        |        |        |        |        |        |        |        |        |        |
|         |        |        |        |        |        |        |        |        |        |        |        |        |
|         |        |        |        |        |        |        |        |        |        |        |        |        |
|         |        |        |        |        |        |        |        |        |        |        |        |        |
|         |        |        |        |        |        |        |        |        |        |        |        |        |
|         |        |        |        |        |        |        |        |        |        |        |        |        |
|         |        |        |        |        |        |        |        |        |        |        |        |        |
|         |        |        |        |        |        |        |        |        |        |        |        |        |
|         |        |        |        |        |        |        |        |        |        |        |        |        |
|         |        |        |        |        |        |        |        |        |        |        |        |        |
|         |        |        |        |        |        |        |        |        |        |        |        |        |
|         |        |        |        |        |        |        |        |        |        |        |        |        |
|         |        |        |        |        |        |        |        |        |        |        |        |        |
|         |        |        |        |        |        |        |        |        |        |        |        |        |
|         |        |        |        |        |        |        |        |        |        |        |        |        |
|         |        |        |        |        |        |        |        |        |        |        |        |        |
|         |        |        |        |        |        |        |        |        |        |        |        |        |
|         |        |        |        |        |        |        |        |        |        |        |        |        |
|         |        |        |        |        |        |        |        |        |        |        |        |        |
|         |        |        |        |        |        |        |        |        |        |        |        |        |
|         |        |        |        |        |        |        |        |        |        |        |        |        |
|         |        |        |        |        |        |        |        |        |        |        |        |        |
|         |        |        |        |        |        |        |        |        |        |        |        |        |
|         |        |        |        |        |        |        |        |        |        |        |        |        |
|         |        |        |        |        |        |        |        |        |        |        |        |        |
|         |        |        |        |        |        |        |        |        |        |        |        |        |
|         |        |        |        |        |        |        |        |        |        |        |        |        |
|         |        |        |        |        |        |        |        |        |        |        |        |        |
|         |        |        |        |        |        |        |        |        |        |        |        |        |
|         |        |        |        |        |        |        |        |        |        |        |        |        |
|         |        |        |        |        |        |        |        |        |        |        |        |        |
|         |        |        |        |        |        |        |        |        |        |        |        |        |
|         |        |        |        |        |        |        |        |        |        |        |        |        |
|         |        |        |        |        |        |        |        |        |        |        |        |        |
|         |        |        |        |        |        |        |        |        |        |        |        |        |
|         |        |        |        |        |        |        |        |        |        |        |        |        |
|         |        |        |        |        |        |        |        |        |        |        |        |        |
|         |        |        |        |        |        |        |        |        |        |        |        |        |
|         |        |        |        |        |        |        |        |        |        |        |        |        |
|         |        |        |        |        |        |        |        |        |        |        |        |        |
|         |        |        |        |        |        |        |        |        |        |        |        |        |
|         |        |        |        |        |        |        |        |        |        |        |        |        |
|         |        |        |        |        |        |        |        |        |        |        |        |        |
|         |        |        |        |        |        |        |        |        |        |        |        |        |
|         |        |        |        |        |        |        |        |        |        |        |        |        |
|         |        |        |        |        |        |        |        |        |        |        |        |        |
|         |        |        |        |        |        |        |        |        |        |        |        |        |
|         |        |        |        |        |        |        |        |        |        |        |        |        |
|         |        |        |        |        |        |        |        |        |        |        |        |        |
|         |        |        |        |        |        |        |        |        |        |        |        |        |
|         |        |        |        |        |        |        |        |        |        |        |        |        |
|         |        |        |        |        |        |        |        |        |        |        |        |        |
|         |        |        |        |        |        |        |        |        |        |        |        |        |
|         |        |        |        |        |        |        |        |        |        |        |        |        |
|         |        |        |        |        |        |        |        |        |        |        |        |        |
|         |        |        |        |        |        |        |        |        |        |        |        |        |
|         |        |        |        |        |        |        |        |        |        |        |        |        |
|         |        |        |        |        |        |        |        |        |        |        |        |        |
|         |        |        |        |        |        |        |        |        |        |        |        |        |
|         |        |        |        |        |        |        |        |        |        |        |        |        |
|         |        |        |        |        |        |        |        |        |        |        |        |        |
|         |        |        |        |        |        |        |        |        |        |        |        |        |
|         |        |        |        |        |        |        |        |        |        |        |        |        |
|         |        |        |        |        |        |        |        |        |        |        |        |        |
|         |        |        |        |        |        |        |        |        |        |        |        |        |
|         |        |        |        |        |        |        |        |        |        |        |        |        |
|         |        |        |        |        |        |        |        |        |        |        |        |        |
|         |        |        |        |        |        |        |        |        |        |        |        |        |
|         |        |        |        |        |        |        |        |        |        |        |        |        |
|         |        |        |        |        |        |        |        |        |        |        |        |        |
|         |        |        |        |        |        |        |        |        |        |        |        |        |
|         |        |        |        |        |        |        |        |        |        |        |        |        |
|         |        |        |        |        |        |        |        |        |        |        |        |        |




**Low Back Three Seat Chair** No Center Arm, Left & Right  
COM Yardage: 5  
Freight Class: 250  
Product Weight (lbs.): 134  
Cubic Feet Per Carton: 65.25

|   | COM                | 2      | 3      | 4               | 5      | 6      | 7               | 8      | 9      | 10     | 11     | 12     |
|---|--------------------|--------|--------|-----------------|--------|--------|-----------------|--------|--------|--------|--------|--------|
| GC4233B   | \$4067             | \$4245 | \$4396 | \$4614          | \$4925 | \$5046 | \$5316          | \$5828 | \$6088 | \$6560 | \$7222 | \$8039 |
|   |                    |        |        |                 |        |        |                 |        |        |        |        |        |
|   | OVERALL DIMENSIONS |        |        | SEAT DIMENSIONS |        |        | BACK DIMENSIONS |        |        |        |        |        |
|   | W                  | D      | H      |                 | W      | D      | H               |        | W      | H      |        |        |
| Active weight 500 lbs./seat.<br>Wood armcap option - <b>Add \$189</b> | 72.75              | 26     | 37.5   |                 | 70     | 18     | 18              |        | 70     | 19.5   |        |        |





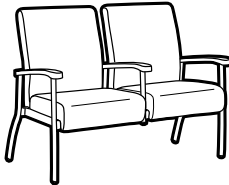
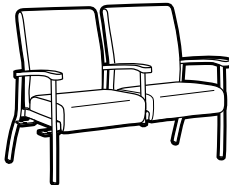
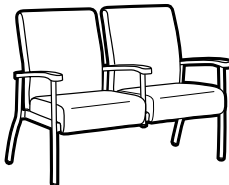
**High Back Three Seat Chair** No Center Arm  
COM Yardage: 5.75  
Freight Class: 300  
Product Weight (lbs.): 138  
Cubic Feet Per Carton: 80.75

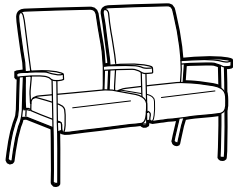
|   | COM                | 2      | 3      | 4               | 5      | 6      | 7               | 8      | 9      | 10     | 11     | 12     |
|---|--------------------|--------|--------|-----------------|--------|--------|-----------------|--------|--------|--------|--------|--------|
| GC4233HB  | \$4208             | \$4413 | \$4588 | \$4840          | \$5196 | \$5335 | \$5646          | \$6233 | \$6531 | \$7079 | \$7840 | \$8777 |
| Active weight 500 lbs./seat.<br>Wood armcap option - <b>Add \$189</b> |                    |        |        |                 |        |        |                 |        |        |        |        |        |
|   | OVERALL DIMENSIONS |        |        | SEAT DIMENSIONS |        |        | BACK DIMENSIONS |        |        |        |        |        |
|   | W                  | D      | H      |                 | W      | D      | H               |        | W      | H      |        |        |
|   | 72.75              | 26     | 42.5   |                 | 70     | 18     | 18              |        | 70     | 24.5   |        |        |



**High Back Three Seat Chair** No Center Arm, Right  
COM Yardage: 5.75  
Freight Class: 300  
Product Weight (lbs.): 140  
Cubic Feet Per Carton: 80.75

|   | COM                | 2      | 3      | 4               | 5      | 6      | 7               | 8      | 9      | 10     | 11     | 12     |
|---|--------------------|--------|--------|-----------------|--------|--------|-----------------|--------|--------|--------|--------|--------|
| GC4233HBR   | \$4255             | \$4461 | \$4635 | \$4887          | \$5243 | \$5380 | \$5692          | \$6282 | \$6576 | \$7124 | \$7887 | \$8825 |
|   |                    |        |        |                 |        |        |                 |        |        |        |        |        |
|   | OVERALL DIMENSIONS |        |        | SEAT DIMENSIONS |        |        | BACK DIMENSIONS |        |        |        |        |        |
|   | W                  | D      | H      |                 | W      | D      | H               |        | W      | H      |        |        |
| Active weight 500 lbs./seat.<br>Wood armcap option - <b>Add \$189</b> | 72.75              | 26     | 42.5   |                 | 70     | 18     | 18              |        | 70     | 24.5   |        |        |

| DESCRIPTION   | MODEL#  | STANDARD FABRIC GRADES |        |        |                 |        |        |                 |        |        |        |        |        |
|---|---|------------------------|--------|--------|-----------------|--------|--------|-----------------|--------|--------|--------|--------|--------|
|    |   | COM                    | 2      | 3      | 4               | 5      | 6      | 7               | 8      | 9      | 10     | 11     | 12     |
|   | GC4233HBL   | \$4255                 | \$4461 | \$4635 | \$4887          | \$5243 | \$5380 | \$5692          | \$6282 | \$6576 | \$7124 | \$7887 | \$8825 |
|   |   | OVERALL DIMENSIONS     |        |        | SEAT DIMENSIONS |        |        | BACK DIMENSIONS |        |        |        |        |        |
|   |   | W                      | D      | H      | W               | D      | H      | W               | H      |        |        |        |        |
|   |   | 72.75                  | 26     | 42.5   | 70              | 18     | 18     | 70              | 24.5   |        |        |        |        |
|   | Active weight 500 lbs./seat.<br>Wood armcap option - <b>Add \$189</b> |                        |        |        |                 |        |        |                 |        |        |        |        |        |
|    |   | COM                    | 2      | 3      | 4               | 5      | 6      | 7               | 8      | 9      | 10     | 11     | 12     |
|   | GC4233HBB   | \$4300                 | \$4506 | \$4680 | \$4932          | \$5288 | \$5425 | \$5739          | \$6326 | \$6621 | \$7169 | \$7932 | \$8870 |
|   |   | OVERALL DIMENSIONS     |        |        | SEAT DIMENSIONS |        |        | BACK DIMENSIONS |        |        |        |        |        |
|   |   | W                      | D      | H      | W               | D      | H      | W               | H      |        |        |        |        |
|   |   | 72.75                  | 26     | 42.5   | 70              | 18     | 18     | 70              | 24.5   |        |        |        |        |
|   | Active weight 500 lbs./seat.<br>Wood armcap option - <b>Add \$189</b> |                        |        |        |                 |        |        |                 |        |        |        |        |        |
|   |   | COM                    | 2      | 3      | 4               | 5      | 6      | 7               | 8      | 9      | 10     | 11     | 12     |
|   | GC4234  | \$3245                 | \$3371 | \$3479 | \$3631          | \$3849 | \$3933 | \$4123          | \$4481 | \$4660 | \$4993 | \$5456 | \$6027 |
|   |   | OVERALL DIMENSIONS     |        |        | SEAT DIMENSIONS |        |        | BACK DIMENSIONS |        |        |        |        |        |
|   |   | W                      | D      | H      | W               | D      | H      | W               | H      |        |        |        |        |
|   |   | 50.75                  | 26     | 37.5   | 22              | 18     | 18     | 21.5            | 19.5   |        |        |        |        |
|   | Active weight 500 lbs./seat.<br>Wood armcap option - <b>Add \$279</b> |                        |        |        |                 |        |        |                 |        |        |        |        |        |
|  |   | COM                    | 2      | 3      | 4               | 5      | 6      | 7               | 8      | 9      | 10     | 11     | 12     |
|   | GC4234R   | \$3293                 | \$3416 | \$3524 | \$3676          | \$3894 | \$3979 | \$4169          | \$4527 | \$4708 | \$5039 | \$5503 | \$6072 |
|   |   | OVERALL DIMENSIONS     |        |        | SEAT DIMENSIONS |        |        | BACK DIMENSIONS |        |        |        |        |        |
|   |   | W                      | D      | H      | W               | D      | H      | W               | H      |        |        |        |        |
|   |   | 50.75                  | 26     | 37.5   | 22              | 18     | 18     | 21.5            | 19.5   |        |        |        |        |
|   | Active weight 500 lbs./seat.<br>Wood armcap option - <b>Add \$279</b> |                        |        |        |                 |        |        |                 |        |        |        |        |        |
|  |   | COM                    | 2      | 3      | 4               | 5      | 6      | 7               | 8      | 9      | 10     | 11     | 12     |
|   | GC4234L   | \$3293                 | \$3416 | \$3524 | \$3676          | \$3894 | \$3979 | \$4169          | \$4527 | \$4708 | \$5039 | \$5503 | \$6072 |
|   |   | OVERALL DIMENSIONS     |        |        | SEAT DIMENSIONS |        |        | BACK DIMENSIONS |        |        |        |        |        |
|   |   | W                      | D      | H      | W               | D      | H      | W               | H      |        |        |        |        |
|   |   | 50.75                  | 26     | 37.5   | 22              | 18     | 18     | 21.5            | 19.5   |        |        |        |        |
|   | Active weight 500 lbs./seat.<br>Wood armcap option - <b>Add \$279</b> |                        |        |        |                 |        |        |                 |        |        |        |        |        |

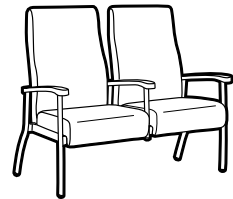


**Low Back Two Seat Chair** Half Center Arm, Left & Right  
COM Yardage: 3.5  
Freight Class: 250  
Product Weight (lbs.): 102  
Cubic Feet Per Carton: 43

| DESCRIPTION | MODEL#  | STANDARD FABRIC GRADES |        |        |        |        |        |        |        |        |        |        |        |
|-------------|---------|------------------------|--------|--------|--------|--------|--------|--------|--------|--------|--------|--------|--------|
|             |         | COM                    | 2      | 3      | 4      | 5      | 6      | 7      | 8      | 9      | 10     | 11     | 12     |
|             | GC4234B | \$3340                 | \$3465 | \$3573 | \$3727 | \$3943 | \$4028 | \$4218 | \$4576 | \$4756 | \$5088 | \$5551 | \$6121 |

| OVERALL DIMENSIONS |   |   | SEAT DIMENSIONS |   |   | BACK DIMENSIONS |   |
|--------------------|---|---|-----------------|---|---|-----------------|---|
| W                  | D | H | W               | D | H | W               | H |

|       |    |      |    |    |    |      |      |
|-------|----|------|----|----|----|------|------|
| 50.75 | 26 | 37.5 | 22 | 18 | 18 | 21.5 | 19.5 |
|-------|----|------|----|----|----|------|------|

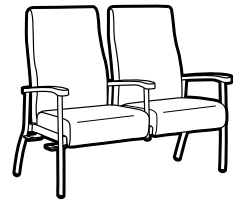


**High Back Two Seat Chair** Half Center Arm  
COM Yardage: 4  
Freight Class: 300  
Product Weight (lbs.): 104  
Cubic Feet Per Carton: 56.5

|          |        |        |        |        |        |        |        |        |        |        |        |        |
|----------|--------|--------|--------|--------|--------|--------|--------|--------|--------|--------|--------|--------|
|          | COM    | 2      | 3      | 4      | 5      | 6      | 7      | 8      | 9      | 10     | 11     | 12     |
| GC4234HB | \$3534 | \$3678 | \$3800 | \$3975 | \$4225 | \$4318 | \$4537 | \$4946 | \$5152 | \$5533 | \$6062 | \$6714 |

| OVERALL DIMENSIONS |   |   | SEAT DIMENSIONS |   |   | BACK DIMENSIONS |   |
|--------------------|---|---|-----------------|---|---|-----------------|---|
| W                  | D | H | W               | D | H | W               | H |

|       |    |      |    |    |    |      |      |
|-------|----|------|----|----|----|------|------|
| 50.75 | 26 | 42.5 | 22 | 18 | 18 | 21.5 | 24.5 |
|-------|----|------|----|----|----|------|------|

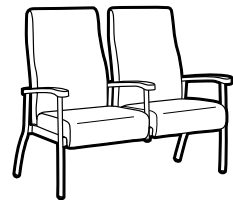


**High Back Two Seat Chair** Half Center Arm, Right  
COM Yardage: 4  
Freight Class: 300  
Product Weight (lbs.): 104  
Cubic Feet Per Carton: 56.5

|           |        |        |        |        |        |        |        |        |        |        |        |        |
|-----------|--------|--------|--------|--------|--------|--------|--------|--------|--------|--------|--------|--------|
|           | COM    | 2      | 3      | 4      | 5      | 6      | 7      | 8      | 9      | 10     | 11     | 12     |
| GC4234HBR | \$3584 | \$3728 | \$3852 | \$4026 | \$4275 | \$4369 | \$4587 | \$4996 | \$5203 | \$5583 | \$6113 | \$6766 |

| OVERALL DIMENSIONS |   |   | SEAT DIMENSIONS |   |   | BACK DIMENSIONS |   |
|--------------------|---|---|-----------------|---|---|-----------------|---|
| W                  | D | H | W               | D | H | W               | H |

|       |    |      |    |    |    |      |      |
|-------|----|------|----|----|----|------|------|
| 50.75 | 26 | 42.5 | 22 | 18 | 18 | 21.5 | 24.5 |
|-------|----|------|----|----|----|------|------|

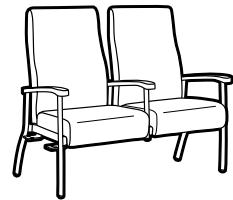


**High Back Two Seat Chair** Half Center Arm, Left  
COM Yardage: 4  
Freight Class: 300  
Product Weight (lbs.): 104  
Cubic Feet Per Carton: 56.5

|           |        |        |        |        |        |        |        |        |        |        |        |        |
|-----------|--------|--------|--------|--------|--------|--------|--------|--------|--------|--------|--------|--------|
|           | COM    | 2      | 3      | 4      | 5      | 6      | 7      | 8      | 9      | 10     | 11     | 12     |
| GC4234HBL | \$3584 | \$3728 | \$3852 | \$4026 | \$4275 | \$4369 | \$4587 | \$4996 | \$5203 | \$5583 | \$6113 | \$6766 |

| OVERALL DIMENSIONS |   |   | SEAT DIMENSIONS |   |   | BACK DIMENSIONS |   |
|--------------------|---|---|-----------------|---|---|-----------------|---|
| W                  | D | H | W               | D | H | W               | H |

|       |    |      |    |    |    |      |      |
|-------|----|------|----|----|----|------|------|
| 50.75 | 26 | 42.5 | 22 | 18 | 18 | 21.5 | 24.5 |
|-------|----|------|----|----|----|------|------|



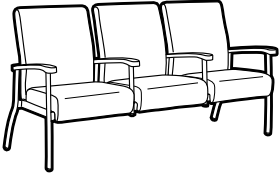

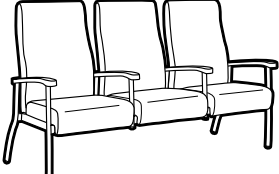


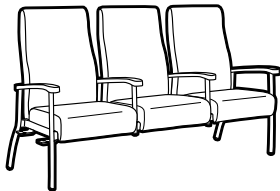
**High Back Two Seat Chair** Half Center Arm, Left & Right  
COM Yardage: 4  
Freight Class: 300  
Product Weight (lbs.): 108  
Cubic Feet Per Carton: 56.5

|           |        |        |        |        |        |        |        |        |        |        |        |        |
|-----------|--------|--------|--------|--------|--------|--------|--------|--------|--------|--------|--------|--------|
|           | COM    | 2      | 3      | 4      | 5      | 6      | 7      | 8      | 9      | 10     | 11     | 12     |
| GC4234HBB | \$3633 | \$3777 | \$3899 | \$4075 | \$4324 | \$4417 | \$4635 | \$5043 | \$5251 | \$5632 | \$6161 | \$6813 |

| OVERALL DIMENSIONS |   |   | SEAT DIMENSIONS |   |   | BACK DIMENSIONS |   |
|--------------------|---|---|-----------------|---|---|-----------------|---|
| W                  | D | H | W               | D | H | W               | H |

|       |    |      |    |    |    |      |      |
|-------|----|------|----|----|----|------|------|
| 50.75 | 26 | 42.5 | 22 | 18 | 18 | 21.5 | 24.5 |
|-------|----|------|----|----|----|------|------|

| DESCRIPTION  | MODEL#  | STANDARD FABRIC GRADES |        |        |                 |        |        |                 |        |        |        |        |        |
|--|---|------------------------|--------|--------|-----------------|--------|--------|-----------------|--------|--------|--------|--------|--------|
|   |   | COM                    | 2      | 3      | 4               | 5      | 6      | 7               | 8      | 9      | 10     | 11     | 12     |
|  | GC4235  | \$4621                 | \$4799 | \$4952 | \$5172          | \$5479 | \$5600 | \$5871          | \$6384 | \$6642 | \$7116 | \$7778 | \$8596 |
|  |   | OVERALL DIMENSIONS     |        |        | SEAT DIMENSIONS |        |        | BACK DIMENSIONS |        |        |        |        |        |
|  |   | W                      | D      | H      | W               | D      | H      | W               | H      |        |        |        |        |
| <p><b>Low Back Three Seat Chair</b> Half Center Arms<br/>COM Yardage: 5<br/>Freight Class: 250<br/>Product Weight (lbs.): 142<br/>Cubic Feet Per Carton: 65.25</p>                   | Active weight 500 lbs./seat.<br>Wood armcap option - <b>Add \$373</b> | 74.5                   | 26     | 37.5   | 22              | 18     | 18     | 21.5            | 19.5   |        |        |        |        |
|   |   | COM                    | 2      | 3      | 4               | 5      | 6      | 7               | 8      | 9      | 10     | 11     | 12     |
|  | GC4235R   | \$4668                 | \$4848 | \$4999 | \$5219          | \$5528 | \$5649 | \$5919          | \$6433 | \$6689 | \$7165 | \$7827 | \$8644 |
|  |   | OVERALL DIMENSIONS     |        |        | SEAT DIMENSIONS |        |        | BACK DIMENSIONS |        |        |        |        |        |
|  |   | W                      | D      | H      | W               | D      | H      | W               | H      |        |        |        |        |
| <p><b>Low Back Three Seat Chair</b> Half Center Arms, Right<br/>COM Yardage: 5<br/>Freight Class: 250<br/>Product Weight (lbs.): 143<br/>Cubic Feet Per Carton: 65.25</p>            | Active weight 500 lbs./seat.<br>Wood armcap option - <b>Add \$373</b> | 74.5                   | 26     | 37.5   | 22              | 18     | 18     | 21.5            | 19.5   |        |        |        |        |
|    |   | COM                    | 2      | 3      | 4               | 5      | 6      | 7               | 8      | 9      | 10     | 11     | 12     |
|  | GC4235L   | \$4668                 | \$4848 | \$4999 | \$5219          | \$5528 | \$5649 | \$5919          | \$6433 | \$6689 | \$7165 | \$7827 | \$8644 |
|  |   | OVERALL DIMENSIONS     |        |        | SEAT DIMENSIONS |        |        | BACK DIMENSIONS |        |        |        |        |        |
|  |   | W                      | D      | H      | W               | D      | H      | W               | H      |        |        |        |        |
| <p><b>Low Back Three Seat Chair</b> Half Center Arms, Left<br/>COM Yardage: 5<br/>Freight Class: 250<br/>Product Weight (lbs.): 143<br/>Cubic Feet Per Carton: 65.25</p>             | Active weight 500 lbs./seat.<br>Wood armcap option - <b>Add \$373</b> | 74.5                   | 26     | 37.5   | 22              | 18     | 18     | 21.5            | 19.5   |        |        |        |        |
|   |   | COM                    | 2      | 3      | 4               | 5      | 6      | 7               | 8      | 9      | 10     | 11     | 12     |
|  | GC4235B   | \$4715                 | \$4893 | \$5044 | \$5264          | \$5573 | \$5694 | \$5964          | \$6477 | \$6736 | \$7210 | \$7872 | \$8689 |
|  |   | OVERALL DIMENSIONS     |        |        | SEAT DIMENSIONS |        |        | BACK DIMENSIONS |        |        |        |        |        |
|  |   | W                      | D      | H      | W               | D      | H      | W               | H      |        |        |        |        |
| <p><b>Low Back Three Seat Chair</b> Half Center Arms, Left &amp; Right<br/>COM Yardage: 5<br/>Freight Class: 250<br/>Product Weight (lbs.): 144<br/>Cubic Feet Per Carton: 65.25</p> | Active weight 500 lbs./seat.<br>Wood armcap option - <b>Add \$373</b> | 74.5                   | 26     | 37.5   | 22              | 18     | 18     | 21.5            | 19.5   |        |        |        |        |
|   |   | COM                    | 2      | 3      | 4               | 5      | 6      | 7               | 8      | 9      | 10     | 11     | 12     |
|  | GC4235HB  | \$4893                 | \$5097 | \$5274 | \$5525          | \$5882 | \$6020 | \$6332          | \$6919 | \$7217 | \$7765 | \$8525 | \$9462 |
|  |   | OVERALL DIMENSIONS     |        |        | SEAT DIMENSIONS |        |        | BACK DIMENSIONS |        |        |        |        |        |
|  |   | W                      | D      | H      | W               | D      | H      | W               | H      |        |        |        |        |
| <p><b>High Back Three Seat Chair</b> Half Center Arms<br/>COM Yardage: 5.75<br/>Freight Class: 300<br/>Product Weight (lbs.): 148<br/>Cubic Feet Per Carton: 80.75</p>               | Active weight 500 lbs./seat.<br>Wood armcap option - <b>Add \$373</b> | 74.5                   | 26     | 42.5   | 22              | 18     | 18     | 21.5            | 24.5   |        |        |        |        |




**High Back Three Seat Chair** Half Center Arms, Right  
COM Yardage: 5.75  
Freight Class: 300  
Product Weight (lbs.): 159  
Cubic Feet Per Carton: 80.75

| DESCRIPTION | MODEL#    | STANDARD FABRIC GRADES |        |        |        |        |        |        |        |        |        |        |        |
|-------------|-----------|------------------------|--------|--------|--------|--------|--------|--------|--------|--------|--------|--------|--------|
|             |           | COM                    | 2      | 3      | 4      | 5      | 6      | 7      | 8      | 9      | 10     | 11     | 12     |
|             | GC4235HBR | \$4941                 | \$5147 | \$5318 | \$5573 | \$5928 | \$6066 | \$6378 | \$6967 | \$7262 | \$7809 | \$8573 | \$9511 |

| OVERALL DIMENSIONS |   |   | SEAT DIMENSIONS |   |   | BACK DIMENSIONS |   |
|--------------------|---|---|-----------------|---|---|-----------------|---|
| W                  | D | H | W               | D | H | W               | H |

|      |    |      |    |    |    |      |      |
|------|----|------|----|----|----|------|------|
| 74.5 | 26 | 42.5 | 22 | 18 | 18 | 21.5 | 24.5 |
|------|----|------|----|----|----|------|------|

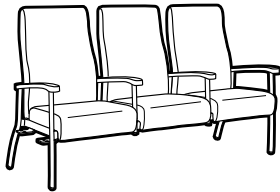


**High Back Three Seat Chair** Half Center Arms, Left  
COM Yardage: 5.75  
Freight Class: 300  
Product Weight (lbs.): 159  
Cubic Feet Per Carton: 80.75

|           |        |        |        |        |        |        |        |        |        |        |        |        |
|-----------|--------|--------|--------|--------|--------|--------|--------|--------|--------|--------|--------|--------|
|           | COM    | 2      | 3      | 4      | 5      | 6      | 7      | 8      | 9      | 10     | 11     | 12     |
| GC4235HBL | \$4941 | \$5147 | \$5318 | \$5573 | \$5928 | \$6066 | \$6378 | \$6967 | \$7262 | \$7809 | \$8573 | \$9511 |

| OVERALL DIMENSIONS |   |   | SEAT DIMENSIONS |   |   | BACK DIMENSIONS |   |
|--------------------|---|---|-----------------|---|---|-----------------|---|
| W                  | D | H | W               | D | H | W               | H |

|      |    |      |    |    |    |      |      |
|------|----|------|----|----|----|------|------|
| 74.5 | 26 | 42.5 | 22 | 18 | 18 | 21.5 | 24.5 |
|------|----|------|----|----|----|------|------|




**High Back Three Seat Chair** Half Center Arms, Left & Right  
COM Yardage: 5.75  
Freight Class: 300  
Product Weight (lbs.): 160  
Cubic Feet Per Carton: 80.75

|           |        |        |        |        |        |        |        |        |        |        |        |        |
|-----------|--------|--------|--------|--------|--------|--------|--------|--------|--------|--------|--------|--------|
|           | COM    | 2      | 3      | 4      | 5      | 6      | 7      | 8      | 9      | 10     | 11     | 12     |
| GC4235HBB | \$4988 | \$5194 | \$5369 | \$5621 | \$5976 | \$6113 | \$6427 | \$7014 | \$7309 | \$7857 | \$8620 | \$9558 |

| OVERALL DIMENSIONS |   |   | SEAT DIMENSIONS |   |   | BACK DIMENSIONS |   |
|--------------------|---|---|-----------------|---|---|-----------------|---|
| W                  | D | H | W               | D | H | W               | H |

|      |    |      |    |    |    |      |      |
|------|----|------|----|----|----|------|------|
| 74.5 | 26 | 42.5 | 22 | 18 | 18 | 21.5 | 24.5 |
|------|----|------|----|----|----|------|------|



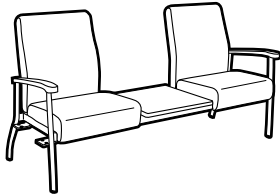
**Low Back Two Seat Chair with Table** Center Table Top, No Center Arms  
COM Yardage: 3.5  
Freight Class: 300  
Product Weight (lbs.): 106  
Cubic Feet Per Carton: 65.25

Wood armcap option - **Add \$189**  
Active weight 500 lbs./seat.  
• Table top only offered in High Pressure Laminate

|        |        |        |        |        |        |        |        |        |        |        |        |        |
|--------|--------|--------|--------|--------|--------|--------|--------|--------|--------|--------|--------|--------|
|        | COM    | 2      | 3      | 4      | 5      | 6      | 7      | 8      | 9      | 10     | 11     | 12     |
| GC4236 | \$3742 | \$3867 | \$3973 | \$4127 | \$4344 | \$4428 | \$4619 | \$4976 | \$5155 | \$5488 | \$5952 | \$6523 |

| OVERALL DIMENSIONS |   |   | SEAT DIMENSIONS |   |   | BACK DIMENSIONS |   |
|--------------------|---|---|-----------------|---|---|-----------------|---|
| W                  | D | H | W               | D | H | W               | H |

|       |    |      |    |    |    |    |      |
|-------|----|------|----|----|----|----|------|
| 72.75 | 26 | 37.5 | 44 | 18 | 18 | 44 | 19.5 |
|-------|----|------|----|----|----|----|------|



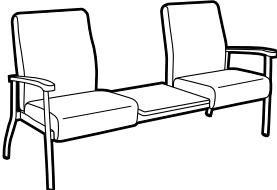
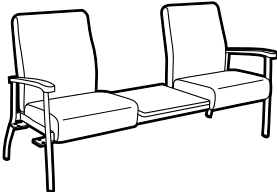

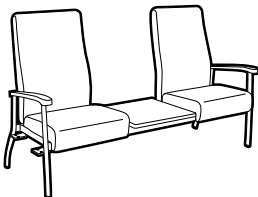

**Low Back Two Seat Chair with Table** Center Table Top, No Center Arms, Right  
COM Yardage: 3.5  
Freight Class: 300  
Product Weight (lbs.): 107  
Cubic Feet Per Carton: 65.25

Wood armcap option - **Add \$189**  
Active weight 500 lbs./seat.  
• Table top only offered in High Pressure Laminate

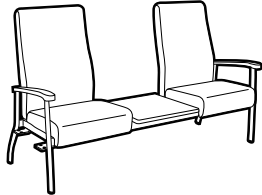
|         |        |        |        |        |        |        |        |        |        |        |        |        |
|---------|--------|--------|--------|--------|--------|--------|--------|--------|--------|--------|--------|--------|
|         | COM    | 2      | 3      | 4      | 5      | 6      | 7      | 8      | 9      | 10     | 11     | 12     |
| GC4236R | \$3788 | \$3913 | \$4019 | \$4173 | \$4390 | \$4474 | \$4665 | \$5022 | \$5202 | \$5534 | \$5999 | \$6568 |

| OVERALL DIMENSIONS |   |   | SEAT DIMENSIONS |   |   | BACK DIMENSIONS |   |
|--------------------|---|---|-----------------|---|---|-----------------|---|
| W                  | D | H | W               | D | H | W               | H |

|       |    |      |    |    |    |    |      |
|-------|----|------|----|----|----|----|------|
| 72.75 | 26 | 37.5 | 44 | 18 | 18 | 44 | 19.5 |
|-------|----|------|----|----|----|----|------|

| DESCRIPTION  | MODEL#             | STANDARD FABRIC GRADES  |        |                 |        |        |                 |        |        |        |        |        |        |
|--|--------------------|---|--------|-----------------|--------|--------|-----------------|--------|--------|--------|--------|--------|--------|
|                     |                    | COM   | 2      | 3               | 4      | 5      | 6               | 7      | 8      | 9      | 10     | 11     | 12     |
|  | GC4236L            | \$3788  | \$3913 | \$4019          | \$4173 | \$4390 | \$4474          | \$4665 | \$5022 | \$5202 | \$5534 | \$5999 | \$6568 |
|  |                    |   |        |                 |        |        |                 |        |        |        |        |        |        |
|  | OVERALL DIMENSIONS |   |        | SEAT DIMENSIONS |        |        | BACK DIMENSIONS |        |        |        |        |        |        |
|  | W                  | D   | H      | W               | D      | H      | W               | H      |        |        |        |        |        |
| <b>Low Back Two Seat Chair with Table</b> Center Table Top, No Center Arms, Left                     |                    | 72.75   | 26     | 37.5            |        | 44     | 18              | 18     |        | 44     | 19.5   |        |        |
| COM Yardage: 3.5<br>Freight Class: 300<br>Product Weight (lbs.): 107<br>Cubic Feet Per Carton: 65.25 |                    | Wood armcap option - <b>Add \$189</b><br>Active weight 500 lbs./seat.<br>• Table top only offered in High Pressure Laminate |        |                 |        |        |                 |        |        |        |        |        |        |
|                     |                    | COM   | 2      | 3               | 4      | 5      | 6               | 7      | 8      | 9      | 10     | 11     | 12     |
|  | GC4236B            | \$3837  | \$3962 | \$4068          | \$4221 | \$4439 | \$4524          | \$4714 | \$5072 | \$5250 | \$5584 | \$6046 | \$6618 |
|  |                    |   |        |                 |        |        |                 |        |        |        |        |        |        |
|  | OVERALL DIMENSIONS |   |        | SEAT DIMENSIONS |        |        | BACK DIMENSIONS |        |        |        |        |        |        |
|  | W                  | D   | H      | W               | D      | H      | W               | H      |        |        |        |        |        |
| <b>Low Back Two Seat Chair with Table</b> Center Table Top, No Center Arms, Left & Right             |                    | 72.75   | 26     | 37.5            |        | 44     | 18              | 18     |        | 44     | 19.5   |        |        |
| COM Yardage: 3.5<br>Freight Class: 300<br>Product Weight (lbs.): 108<br>Cubic Feet Per Carton: 65.25 |                    | Wood armcap option - <b>Add \$189</b><br>Active weight 500 lbs./seat.<br>• Table top only offered in High Pressure Laminate |        |                 |        |        |                 |        |        |        |        |        |        |
|                    |                    | COM   | 2      | 3               | 4      | 5      | 6               | 7      | 8      | 9      | 10     | 11     | 12     |
|  | GC4236HB           | \$4006  | \$4149 | \$4273          | \$4447 | \$4696 | \$4790          | \$5008 | \$5419 | \$5624 | \$6004 | \$6534 | \$7187 |
|  |                    |   |        |                 |        |        |                 |        |        |        |        |        |        |
|  | OVERALL DIMENSIONS |   |        | SEAT DIMENSIONS |        |        | BACK DIMENSIONS |        |        |        |        |        |        |
|  | W                  | D   | H      | W               | D      | H      | W               | H      |        |        |        |        |        |
| <b>High Back Two Seat Chair with Table</b> Center Table Top, No Center Arms                          |                    | 72.75   | 26     | 42.5            |        | 44     | 18              | 18     |        | 44     | 24.5   |        |        |
| COM Yardage: 4<br>Freight Class: 300<br>Product Weight (lbs.): 110<br>Cubic Feet Per Carton: 80.75   |                    | Wood armcap option - <b>Add \$189</b><br>Active weight 500 lbs./seat.<br>• Table top only offered in High Pressure Laminate |        |                 |        |        |                 |        |        |        |        |        |        |
|                   |                    | COM   | 2      | 3               | 4      | 5      | 6               | 7      | 8      | 9      | 10     | 11     | 12     |
|  | GC4236HBR          | \$4050  | \$4194 | \$4316          | \$4492 | \$4741 | \$4834          | \$5052 | \$5460 | \$5668 | \$6049 | \$6578 | \$7230 |
|  |                    |   |        |                 |        |        |                 |        |        |        |        |        |        |
|  | OVERALL DIMENSIONS |   |        | SEAT DIMENSIONS |        |        | BACK DIMENSIONS |        |        |        |        |        |        |
|  | W                  | D   | H      | W               | D      | H      | W               | H      |        |        |        |        |        |
| <b>High Back Two Seat Chair with Table</b> Center Table Top, No Center Arms, Right                   |                    | 72.75   | 26     | 42.5            |        | 44     | 18              | 18     |        | 44     | 24.5   |        |        |
| COM Yardage: 4<br>Freight Class: 300<br>Product Weight (lbs.): 111<br>Cubic Feet Per Carton: 80.75   |                    | Wood armcap option - <b>Add \$189</b><br>Active weight 500 lbs./seat.<br>• Table top only offered in High Pressure Laminate |        |                 |        |        |                 |        |        |        |        |        |        |
|                   |                    | COM   | 2      | 3               | 4      | 5      | 6               | 7      | 8      | 9      | 10     | 11     | 12     |
|  | GC4236HBL          | \$4050  | \$4194 | \$4316          | \$4492 | \$4741 | \$4834          | \$5052 | \$5460 | \$5668 | \$6049 | \$6578 | \$7230 |
|  |                    |   |        |                 |        |        |                 |        |        |        |        |        |        |
|  | OVERALL DIMENSIONS |   |        | SEAT DIMENSIONS |        |        | BACK DIMENSIONS |        |        |        |        |        |        |
|  | W                  | D   | H      | W               | D      | H      | W               | H      |        |        |        |        |        |
| <b>High Back Two Seat Chair with Table</b> Center Table Top, No Center Arms, Left                    |                    | 72.75   | 26     | 42.5            |        | 44     | 18              | 18     |        | 44     | 24.5   |        |        |
| COM Yardage: 4<br>Freight Class: 300<br>Product Weight (lbs.): 111<br>Cubic Feet Per Carton: 80.75   |                    | Wood armcap option - <b>Add \$189</b><br>Active weight 500 lbs./seat.<br>• Table top only offered in High Pressure Laminate |        |                 |        |        |                 |        |        |        |        |        |        |






**High Back Two Seat Chair with Table** Center Table Top, No Center Arms, Left & Right  
COM Yardage: 4  
Freight Class: 300  
Product Weight (lbs.): 114  
Cubic Feet Per Carton: 80.75

Wood armcap option - **Add \$189**  
Active weight 500 lbs./seat.  
• Table top only offered in High Pressure Laminate

| MODEL#    | STANDARD FABRIC GRADES |        |        |        |        |        |        |        |        |        |        |        |
|-----------|------------------------|--------|--------|--------|--------|--------|--------|--------|--------|--------|--------|--------|
|           | COM                    | 2      | 3      | 4      | 5      | 6      | 7      | 8      | 9      | 10     | 11     | 12     |
| GC4236HBB | \$4097                 | \$4241 | \$4363 | \$4539 | \$4788 | \$4880 | \$5099 | \$5509 | \$5715 | \$6096 | \$6625 | \$7277 |
|           |                        |        |        |        |        |        |        |        |        |        |        |        |
|           |                        |        |        |        |        |        |        |        |        |        |        |        |
|           |                        |        |        |        |        |        |        |        |        |        |        |        |
|           |                        |        |        |        |        |        |        |        |        |        |        |        |
|           |                        |        |        |        |        |        |        |        |        |        |        |        |
|           |                        |        |        |        |        |        |        |        |        |        |        |        |
|           |                        |        |        |        |        |        |        |        |        |        |        |        |
|           |                        |        |        |        |        |        |        |        |        |        |        |        |
|           |                        |        |        |        |        |        |        |        |        |        |        |        |
|           |                        |        |        |        |        |        |        |        |        |        |        |        |
|           |                        |        |        |        |        |        |        |        |        |        |        |        |
|           |                        |        |        |        |        |        |        |        |        |        |        |        |
|           |                        |        |        |        |        |        |        |        |        |        |        |        |
|           |                        |        |        |        |        |        |        |        |        |        |        |        |
|           |                        |        |        |        |        |        |        |        |        |        |        |        |
|           |                        |        |        |        |        |        |        |        |        |        |        |        |
|           |                        |        |        |        |        |        |        |        |        |        |        |        |
|           |                        |        |        |        |        |        |        |        |        |        |        |        |
|           |                        |        |        |        |        |        |        |        |        |        |        |        |
|           |                        |        |        |        |        |        |        |        |        |        |        |        |
|           |                        |        |        |        |        |        |        |        |        |        |        |        |
|           |                        |        |        |        |        |        |        |        |        |        |        |        |
|           |                        |        |        |        |        |        |        |        |        |        |        |        |
|           |                        |        |        |        |        |        |        |        |        |        |        |        |
|           |                        |        |        |        |        |        |        |        |        |        |        |        |
|           |                        |        |        |        |        |        |        |        |        |        |        |        |
|           |                        |        |        |        |        |        |        |        |        |        |        |        |
|           |                        |        |        |        |        |        |        |        |        |        |        |        |
|           |                        |        |        |        |        |        |        |        |        |        |        |        |
|           |                        |        |        |        |        |        |        |        |        |        |        |        |
|           |                        |        |        |        |        |        |        |        |        |        |        |        |
|           |                        |        |        |        |        |        |        |        |        |        |        |        |
|           |                        |        |        |        |        |        |        |        |        |        |        |        |
|           |                        |        |        |        |        |        |        |        |        |        |        |        |
|           |                        |        |        |        |        |        |        |        |        |        |        |        |
|           |                        |        |        |        |        |        |        |        |        |        |        |        |
|           |                        |        |        |        |        |        |        |        |        |        |        |        |
|           |                        |        |        |        |        |        |        |        |        |        |        |        |
|           |                        |        |        |        |        |        |        |        |        |        |        |        |
|           |                        |        |        |        |        |        |        |        |        |        |        |        |
|           |                        |        |        |        |        |        |        |        |        |        |        |        |
|           |                        |        |        |        |        |        |        |        |        |        |        |        |
|           |                        |        |        |        |        |        |        |        |        |        |        |        |
|           |                        |        |        |        |        |        |        |        |        |        |        |        |
|           |                        |        |        |        |        |        |        |        |        |        |        |        |
|           |                        |        |        |        |        |        |        |        |        |        |        |        |
|           |                        |        |        |        |        |        |        |        |        |        |        |        |
|           |                        |        |        |        |        |        |        |        |        |        |        |        |
|           |                        |        |        |        |        |        |        |        |        |        |        |        |
|           |                        |        |        |        |        |        |        |        |        |        |        |        |
|           |                        |        |        |        |        |        |        |        |        |        |        |        |
|           |                        |        |        |        |        |        |        |        |        |        |        |        |
|           |                        |        |        |        |        |        |        |        |        |        |        |        |
|           |                        |        |        |        |        |        |        |        |        |        |        |        |
|           |                        |        |        |        |        |        |        |        |        |        |        |        |
|           |                        |        |        |        |        |        |        |        |        |        |        |        |
|           |                        |        |        |        |        |        |        |        |        |        |        |        |
|           |                        |        |        |        |        |        |        |        |        |        |        |        |
|           |                        |        |        |        |        |        |        |        |        |        |        |        |
|           |                        |        |        |        |        |        |        |        |        |        |        |        |
|           |                        |        |        |        |        |        |        |        |        |        |        |        |
|           |                        |        |        |        |        |        |        |        |        |        |        |        |
|           |                        |        |        |        |        |        |        |        |        |        |        |        |
|           |                        |        |        |        |        |        |        |        |        |        |        |        |
|           |                        |        |        |        |        |        |        |        |        |        |        |        |
|           |                        |        |        |        |        |        |        |        |        |        |        |        |
|           |                        |        |        |        |        |        |        |        |        |        |        |        |
|           |                        |        |        |        |        |        |        |        |        |        |        |        |
|           |                        |        |        |        |        |        |        |        |        |        |        |        |
|           |                        |        |        |        |        |        |        |        |        |        |        |        |
|           |                        |        |        |        |        |        |        |        |        |        |        |        |
|           |                        |        |        |        |        |        |        |        |        |        |        |        |
|           |                        |        |        |        |        |        |        |        |        |        |        |        |
|           |                        |        |        |        |        |        |        |        |        |        |        |        |
|           |                        |        |        |        |        |        |        |        |        |        |        |        |
|           |                        |        |        |        |        |        |        |        |        |        |        |        |
|           |                        |        |        |        |        |        |        |        |        |        |        |        |
|           |                        |        |        |        |        |        |        |        |        |        |        |        |
|           |                        |        |        |        |        |        |        |        |        |        |        |        |
|           |                        |        |        |        |        |        |        |        |        |        |        |        |
|           |                        |        |        |        |        |        |        |        |        |        |        |        |
|           |                        |        |        |        |        |        |        |        |        |        |        |        |
|           |                        |        |        |        |        |        |        |        |        |        |        |        |
|           |                        |        |        |        |        |        |        |        |        |        |        |        |
|           |                        |        |        |        |        |        |        |        |        |        |        |        |
|           |                        |        |        |        |        |        |        |        |        |        |        |        |
|           |                        |        |        |        |        |        |        |        |        |        |        |        |
|           |                        |        |        |        |        |        |        |        |        |        |        |        |
|           |                        |        |        |        |        |        |        |        |        |        |        |        |
|           |                        |        |        |        |        |        |        |        |        |        |        |        |
|           |                        |        |        |        |        |        |        |        |        |        |        |        |
|           |                        |        |        |        |        |        |        |        |        |        |        |        |
|           |                        |        |        |        |        |        |        |        |        |        |        |        |
|           |                        |        |        |        |        |        |        |        |        |        |        |        |
|           |                        |        |        |        |        |        |        |        |        |        |        |        |
|           |                        |        |        |        |        |        |        |        |        |        |        |        |
|           |                        |        |        |        |        |        |        |        |        |        |        |        |
|           |                        |        |        |        |        |        |        |        |        |        |        |        |
|           |                        |        |        |        |        |        |        |        |        |        |        |        |
|           |                        |        |        |        |        |        |        |        |        |        |        |        |
|           |                        |        |        |        |        |        |        |        |        |        |        |        |
|           |                        |        |        |        |        |        |        |        |        |        |        |        |
|           |                        |        |        |        |        |        |        |        |        |        |        |        |
|           |                        |        |        |        |        |        |        |        |        |        |        |        |
|           |                        |        |        |        |        |        |        |        |        |        |        |        |
|           |                        |        |        |        |        |        |        |        |        |        |        |        |
|           |                        |        |        |        |        |        |        |        |        |        |        |        |
|           |                        |        |        |        |        |        |        |        |        |        |        |        |
|           |                        |        |        |        |        |        |        |        |        |        |        |        |
|           |                        |        |        |        |        |        |        |        |        |        |        |        |
|           |                        |        |        |        |        |        |        |        |        |        |        |        |
|           |                        |        |        |        |        |        |        |        |        |        |        |        |
|           |                        |        |        |        |        |        |        |        |        |        |        |        |
|           |                        |        |        |        |        |        |        |        |        |        |        |        |
|           |                        |        |        |        |        |        |        |        |        |        |        |        |
|           |                        |        |        |        |        |        |        |        |        |        |        |        |
|           |                        |        |        |        |        |        |        |        |        |        |        |        |
|           |                        |        |        |        |        |        |        |        |        |        |        |        |
|           |                        |        |        |        |        |        |        |        |        |        |        |        |
|           |                        |        |        |        |        |        |        |        |        |        |        |        |
|           |                        |        |        |        |        |        |        |        |        |        |        |        |
|           |                        |        |        |        |        |        |        |        |        |        |        |        |
|           |                        |        |        |        |        |        |        |        |        |        |        |        |
|           |                        |        |        |        |        |        |        |        |        |        |        |        |
|           |                        |        |        |        |        |        |        |        |        |        |        |        |
|           |                        |        |        |        |        |        |        |        |        |        |        |        |
|           |                        |        |        |        |        |        |        |        |        |        |        |        |
|           |                        |        |        |        |        |        |        |        |        |        |        |        |
|           |                        |        |        |        |        |        |        |        |        |        |        |        |
|           |                        |        |        |        |        |        |        |        |        |        |        |        |
|           |                        |        |        |        |        |        |        |        |        |        |        |        |
|           |                        |        |        |        |        |        |        |        |        |        |        |        |
|           |                        |        |        |        |        |        |        |        |        |        |        |        |
|           |                        |        |        |        |        |        |        |        |        |        |        |        |
|           |                        |        |        |        |        |        |        |        |        |        |        |        |
|           |                        |        |        |        |        |        |        |        |        |        |        |        |
|           |                        |        |        |        |        |        |        |        |        |        |        |        |
|           |                        |        |        |        |        |        |        |        |        |        |        |        |
|           |                        |        |        |        |        |        |        |        |        |        |        |        |
|           |                        |        |        |        |        |        |        |        |        |        |        |        |
|           |                        |        |        |        |        |        |        |        |        |        |        |        |
|           |                        |        |        |        |        |        |        |        |        |        |        |        |
|           |                        |        |        |        |        |        |        |        |        |        |        |        |
|           |                        |        |        |        |        |        |        |        |        |        |        |        |
|           |                        |        |        |        |        |        |        |        |        |        |        |        |
|           |                        |        |        |        |        |        |        |        |        |        |        |        |
|           |                        |        |        |        |        |        |        |        |        |        |        |        |
|           |                        |        |        |        |        |        |        |        |        |        |        |        |
|           |                        |        |        |        |        |        |        |        |        |        |        |        |
|           |                        |        |        |        |        |        |        |        |        |        |        |        |
|           |                        |        |        |        |        |        |        |        |        |        |        |        |
|           |                        |        |        |        |        |        |        |        |        |        |        |        |
|           |                        |        |        |        |        |        |        |        |        |        |        |        |
|           |                        |        |        |        |        |        |        |        |        |        |        |        |
|           |                        |        |        |        |        |        |        |        |        |        |        |        |
|           |                        |        |        |        |        |        |        |        |        |        |        |        |
|           |                        |        |        |        |        |        |        |        |        |        |        |        |
|           |                        |        |        |        |        |        |        |        |        |        |        |        |
|           |                        |        |        |        |        |        |        |        |        |        |        |        |
|           |                        |        |        |        |        |        |        |        |        |        |        |        |
|           |                        |        |        |        |        |        |        |        |        |        |        |        |
|           |                        |        |        |        |        |        |        |        |        |        |        |        |
|           |                        |        |        |        |        |        |        |        |        |        |        |        |
|           |                        |        |        |        |        |        |        |        |        |        |        |        |
|           |                        |        |        |        |        |        |        |        |        |        |        |        |
|           |                        |        |        |        |        |        |        |        |        |        |        |        |
|           |                        |        |        |        |        |        |        |        |        |        |        |        |
|           |                        |        |        |        |        |        |        |        |        |        |        |        |
|           |                        |        |        |        |        |        |        |        |        |        |        |        |
|           |                        |        |        |        |        |        |        |        |        |        |        |        |
|           |                        |        |        |        |        |        |        |        |        |        |        |        |
|           |                        |        |        |        |        |        |        |        |        |        |        |        |
|           |                        |        |        |        |        |        |        |        |        |        |        |        |
|           |                        |        |        |        |        |        |        |        |        |        |        |        |
|           |                        |        |        |        |        |        |        |        |        |        |        |        |
|           |                        |        |        |        |        |        |        |        |        |        |        |        |
|           |                        |        |        |        |        |        |        |        |        |        |        |        |
|           |                        |        |        |        |        |        |        |        |        |        |        |        |
|           |                        |        |        |        |        |        |        |        |        |        |        |        |
|           |                        |        |        |        |        |        |        |        |        |        |        |        |
|           |                        |        |        |        |        |        |        |        |        |        |        |        |
|           |                        |        |        |        |        |        |        |        |        |        |        |        |
|           |                        |        |        |        |        |        |        |        |        |        |        |        |
|           |                        |        |        |        |        |        |        |        |        |        |        |        |
|           |                        |        |        |        |        |        |        |        |        |        |        |        |
|           |                        |        |        |        |        |        |        |        |        |        |        |        |
|           |                        |        |        |        |        |        |        |        |        |        |        |        |
|           |                        |        |        |        |        |        |        |        |        |        |        |        |
|           |                        |        |        |        |        |        |        |        |        |        |        |        |
|           |                        |        |        |        |        |        |        |        |        |        |        |        |
|           |                        |        |        |        |        |        |        |        |        |        |        |        |
|           |                        |        |        |        |        |        |        |        |        |        |        |        |
|           |                        |        |        |        |        |        |        |        |        |        |        |        |
|           |                        |        |        |        |        |        |        |        |        |        |        |        |
|           |                        |        |        |        |        |        |        |        |        |        |        |        |
|           |                        |        |        |        |        |        |        |        |        |        |        |        |
|           |                        |        |        |        |        |        |        |        |        |        |        |        |
|           |                        |        |        |        |        |        |        |        |        |        |        |        |
|           |                        |        |        |        |        |        |        |        |        |        |        |        |
|           |                        |        |        |        |        |        |        |        |        |        |        |        |
|           |                        |        |        |        |        |        |        |        |        |        |        |        |
|           |                        |        |        |        |        |        |        |        |        |        |        |        |
|           |                        |        |        |        |        |        |        |        |        |        |        |        |
|           |                        |        |        |        |        |        |        |        |        |        |        |        |
|           |                        |        |        |        |        |        |        |        |        |        |        |        |
|           |                        |        |        |        |        |        |        |        |        |        |        |        |
|           |                        |        |        |        |        |        |        |        |        |        |        |        |
|           |                        |        |        |        |        |        |        |        |        |        |        |        |
|           |                        |        |        |        |        |        |        |        |        |        |        |        |
|           |                        |        |        |        |        |        |        |        |        |        |        |        |
|           |                        |        |        |        |        |        |        |        |        |        |        |        |
|           |                        |        |        |        |        |        |        |        |        |        |        |        |
|           |                        |        |        |        |        |        |        |        |        |        |        |        |
|           |                        |        |        |        |        |        |        |        |        |        |        |        |
|           |                        |        |        |        |        |        |        |        |        |        |        |        |
|           |                        |        |        |        |        |        |        |        |        |        |        |        |
|           |                        |        |        |        |        |        |        |        |        |        |        |        |
|           |                        |        |        |        |        |        |        |        |        |        |        |        |
|           |                        |        |        |        |        |        |        |        |        |        |        |        |
|           |                        |        |        |        |        |        |        |        |        |        |        |        |
|           |                        |        |        |        |        |        |        |        |        |        |        |        |
|           |                        |        |        |        |        |        |        |        |        |        |        |        |
|           |                        |        |        |        |        |        |        |        |        |        |        |        |
|           |                        |        |        |        |        |        |        |        |        |        |        |        |
|           |                        |        |        |        |        |        |        |        |        |        |        |        |
|           |                        |        |        |        |        |        |        |        |        |        |        |        |
|           |                        |        |        |        |        |        |        |        |        |        |        |        |
|           |                        |        |        |        |        |        |        |        |        |        |        |        |
|           |                        |        |        |        |        |        |        |        |        |        |        |        |
|           |                        |        |        |        |        |        |        |        |        |        |        |        |
|           |                        |        |        |        |        |        |        |        |        |        |        |        |
|           |                        |        |        |        |        |        |        |        |        |        |        |        |
|           |                        |        |        |        |        |        |        |        |        |        |        |        |
|           |                        |        |        |        |        |        |        |        |        |        |        |        |
|           |                        |        |        |        |        |        |        |        |        |        |        |        |
|           |                        |        |        |        |        |        |        |        |        |        |        |        |
|           |                        |        |        |        |        |        |        |        |        |        |        |        |
|           |                        |        |        |        |        |        |        |        |        |        |        |        |
|           |                        |        |        |        |        |        |        |        |        |        |        |        |
|           |                        |        |        |        |        |        |        |        |        |        |        |        |
|           |                        |        |        |        |        |        |        |        |        |        |        |        |
|           |                        |        |        |        |        |        |        |        |        |        |        |        |
|           |                        |        |        |        |        |        |        |        |        |        |        |        |
|           |                        |        |        |        |        |        |        |        |        |        |        |        |
|           |                        |        |        |        |        |        |        |        |        |        |        |        |
|           |                        |        |        |        |        |        |        |        |        |        |        |        |
|           |                        |        |        |        |        |        |        |        |        |        |        |        |
|           |                        |        |        |        |        |        |        |        |        |        |        |        |
|           |                        |        |        |        |        |        |        |        |        |        |        |        |
|           |                        |        |        |        |        |        |        |        |        |        |        |        |
|           |                        |        |        |        |        |        |        |        |        |        |        |        |
|           |                        |        |        |        |        |        |        |        |        |        |        |        |
|           |                        |        |        |        |        |        |        |        |        |        |        |        |
|           |                        |        |        |        |        |        |        |        |        |        |        |        |
|           |                        |        |        |        |        |        |        |        |        |        |        |        |
|           |                        |        |        |        |        |        |        |        |        |        |        |        |
|           |                        |        |        |        |        |        |        |        |        |        |        |        |
|           |                        |        |        |        |        |        |        |        |        |        |        |        |
|           |                        |        |        |        |        |        |        |        |        |        |        |        |
|           |                        |        |        |        |        |        |        |        |        |        |        |        |
|           |                        |        |        |        |        |        |        |        |        |        |        |        |
|           |                        |        |        |        |        |        |        |        |        |        |        |        |
|           |                        |        |        |        |        |        |        |        |        |        |        |        |
|           |                        |        |        |        |        |        |        |        |        |        |        |        |
|           |                        |        |        |        |        |        |        |        |        |        |        |        |
|           |                        |        |        |        |        |        |        |        |        |        |        |        |
|           |                        |        |        |        |        |        |        |        |        |        |        |        |
|           |                        |        |        |        |        |        |        |        |        |        |        |        |
|           |                        |        |        |        |        |        |        |        |        |        |        |        |
|           |                        |        |        |        |        |        |        |        |        |        |        |        |
|           |                        |        |        |        |        |        |        |        |        |        |        |        |
|           |                        |        |        |        |        |        |        |        |        |        |        |        |
|           |                        |        |        |        |        |        |        |        |        |        |        |        |
|           |                        |        |        |        |        |        |        |        |        |        |        |        |
|           |                        |        |        |        |        |        |        |        |        |        |        |        |
|           |                        |        |        |        |        |        |        |        |        |        |        |        |
|           |                        |        |        |        |        |        |        |        |        |        |        |        |
|           |                        |        |        |        |        |        |        |        |        |        |        |        |
|           |                        |        |        |        |        |        |        |        |        |        |        |        |
|           |                        |        |        |        |        |        |        |        |        |        |        |        |
|           |                        |        |        |        |        |        |        |        |        |        |        |        |
|           |                        |        |        |        |        |        |        |        |        |        |        |        |
|           |                        |        |        |        |        |        |        |        |        |        |        |        |
|           |                        |        |        |        |        |        |        |        |        |        |        |        |
|           |                        |        |        |        |        |        |        |        |        |        |        |        |
|           |                        |        |        |        |        |        |        |        |        |        |        |        |
|           |                        |        |        |        |        |        |        |        |        |        |        |        |
|           |                        |        |        |        |        |        |        |        |        |        |        |        |
|           |                        |        |        |        |        |        |        |        |        |        |        |        |
|           |                        |        |        |        |        |        |        |        |        |        |        |        |
|           |                        |        |        |        |        |        |        |        |        |        |        |        |
|           |                        |        |        |        |        |        |        |        |        |        |        |        |
|           |                        |        |        |        |        |        |        |        |        |        |        |        |
|           |                        |        |        |        |        |        |        |        |        |        |        |        |
|           |                        |        |        |        |        |        |        |        |        |        |        |        |
|           |                        |        |        |        |        |        |        |        |        |        |        |        |
|           |                        |        |        |        |        |        |        |        |        |        |        |        |
|           |                        |        |        |        |        |        |        |        |        |        |        |        |
|           |                        |        |        |        |        |        |        |        |        |        |        |        |
|           |                        |        |        |        |        |        |        |        |        |        |        |        |
|           |                        |        |        |        |        |        |        |        |        |        |        |        |
|           |                        |        |        |        |        |        |        |        |        |        |        |        |
|           |                        |        |        |        |        |        |        |        |        |        |        |        |
|           |                        |        |        |        |        |        |        |        |        |        |        |        |
|           |                        |        |        |        |        |        |        |        |        |        |        |        |
|           |                        |        |        |        |        |        |        |        |        |        |        |        |
|           |                        |        |        |        |        |        |        |        |        |        |        |        |
|           |                        |        |        |        |        |        |        |        |        |        |        |        |
|           |                        |        |        |        |        |        |        |        |        |        |        |        |
|           |                        |        |        |        |        |        |        |        |        |        |        |        |
|           |                        |        |        |        |        |        |        |        |        |        |        |        |
|           |                        |        |        |        |        |        |        |        |        |        |        |        |
|           |                        |        |        |        |        |        |        |        |        |        |        |        |
|           |                        |        |        |        |        |        |        |        |        |        |        |        |
|           |                        |        |        |        |        |        |        |        |        |        |        |        |
|           |                        |        |        |        |        |        |        |        |        |        |        |        |
|           |                        |        |        |        |        |        |        |        |        |        |        |        |
|           |                        |        |        |        |        |        |        |        |        |        |        |        |
|           |                        |        |        |        |        |        |        |        |        |        |        |        |
|           |                        |        |        |        |        |        |        |        |        |        |        |        |
|           |                        |        |        |        |        |        |        |        |        |        |        |        |
|           |                        |        |        |        |        |        |        |        |        |        |        |        |
|           |                        |        |        |        |        |        |        |        |        |        |        |        |
|           |                        |        |        |        |        |        |        |        |        |        |        |        |
|           |                        |        |        |        |        |        |        |        |        |        |        |        |
|           |                        |        |        |        |        |        |        |        |        |        |        |        |
|           |                        |        |        |        |        |        |        |        |        |        |        |        |
|           |                        |        |        |        |        |        |        |        |        |        |        |        |
|           |                        |        |        |        |        |        |        |        |        |        |        |        |
|           |                        |        |        |        |        |        |        |        |        |        |        |        |
|           |                        |        |        |        |        |        |        |        |        |        |        |        |
|           |                        |        |        |        |        |        |        |        |        |        |        |        |
|           |                        |        |        |        |        |        |        |        |        |        |        |        |
|           |                        |        |        |        |        |        |        |        |        |        |        |        |
|           |                        |        |        |        |        |        |        |        |        |        |        |        |
|           |                        |        |        |        |        |        |        |        |        |        |        |        |
|           |                        |        |        |        |        |        |        |        |        |        |        |        |
|           |                        |        |        |        |        |        |        |        |        |        |        |        |
|           |                        |        |        |        |        |        |        |        |        |        |        |        |
|           |                        |        |        |        |        |        |        |        |        |        |        |        |
|           |                        |        |        |        |        |        |        |        |        |        |        |        |
|           |                        |        |        |        |        |        |        |        |        |        |        |        |
|           |                        |        |        |        |        |        |        |        |        |        |        |        |
|           |                        |        |        |        |        |        |        |        |        |        |        |        |
|           |                        |        |        |        |        |        |        |        |        |        |        |        |
|           |                        |        |        |        |        |        |        |        |        |        |        |        |
|           |                        |        |        |        |        |        |        |        |        |        |        |        |
|           |                        |        |        |        |        |        |        |        |        |        |        |        |
|           |                        |        |        |        |        |        |        |        |        |        |        |        |
|           |                        |        |        |        |        |        |        |        |        |        |        |        |
|           |                        |        |        |        |        |        |        |        |        |        |        |        |
|           |                        |        |        |        |        |        |        |        |        |        |        |        |
|           |                        |        |        |        |        |        |        |        |        |        |        |        |
|           |                        |        |        |        |        |        |        |        |        |        |        |        |
|           |                        |        |        |        |        |        |        |        |        |        |        |        |
|           |                        |        |        |        |        |        |        |        |        |        |        |        |
|           |                        |        |        |        |        |        |        |        |        |        |        |        |
|           |                        |        |        |        |        |        |        |        |        |        |        |        |
|           |                        |        |        |        |        |        |        |        |        |        |        |        |
|           |                        |        |        |        |        |        |        |        |        |        |        |        |
|           |                        |        |        |        |        |        |        |        |        |        |        |        |
|           |                        |        |        |        |        |        |        |        |        |        |        |        |
|           |                        |        |        |        |        |        |        |        |        |        |        |        |
|           |                        |        |        |        |        |        |        |        |        |        |        |        |
|           |                        |        |        |        |        |        |        |        |        |        |        |        |
|           |                        |        |        |        |        |        |        |        |        |        |        |        |
|           |                        |        |        |        |        |        |        |        |        |        |        |        |
|           |                        |        |        |        |        |        |        |        |        |        |        |        |
|           |                        |        |        |        |        |        |        |        |        |        |        |        |
|           |                        |        |        |        |        |        |        |        |        |        |        |        |
|           |                        |        |        |        |        |        |        |        |        |        |        |        |
|           |                        |        |        |        |        |        |        |        |        |        |        |        |
|           |                        |        |        |        |        |        |        |        |        |        |        |        |
|           |                        |        |        |        |        |        |        |        |        |        |        |        |
|           |                        |        |        |        |        |        |        |        |        |        |        |        |
|           |                        |        |        |        |        |        |        |        |        |        |        |        |
|           |                        |        |        |        |        |        |        |        |        |        |        |        |
|           |                        |        |        |        |        |        |        |        |        |        |        |        |
|           |                        |        |        |        |        |        |        |        |        |        |        |        |
|           |                        |        |        |        |        |        |        |        |        |        |        |        |
|           |                        |        |        |        |        |        |        |        |        |        |        |        |
|           |                        |        |        |        |        |        |        |        |        |        |        |        |
|           |                        |        |        |        |        |        |        |        |        |        |        |        |
|           |                        |        |        |        |        |        |        |        |        |        |        |        |
|           |                        |        |        |        |        |        |        |        |        |        |        |        |
|           |                        |        |        |        |        |        |        |        |        |        |        |        |
|           |                        |        |        |        |        |        |        |        |        |        |        |        |
|           |                        |        |        |        |        |        |        |        |        |        |        |        |
|           |                        |        |        |        |        |        |        |        |        |        |        |        |
|           |                        |        |        |        |        |        |        |        |        |        |        |        |
|           |                        |        |        |        |        |        |        |        |        |        |        |        |
|           |                        |        |        |        |        |        |        |        |        |        |        |        |
|           |                        |        |        |        |        |        |        |        |        |        |        |        |

72.752642.54418184424.5




**Low Back Armchair** Casters  
COM Yardage: 1.75  
Freight Class: 250  
Product Weight (lbs.): 49  
Cubic Feet Per Carton: 20.25

Active weight 500 lbs.  
Wood armcap option - **Add \$189**

|        | COM                | 2      | 3      | 4               | 5      | 6      | 7               | 8      | 9      | 10     | 11     | 12     |
|--------|--------------------|--------|--------|-----------------|--------|--------|-----------------|--------|--------|--------|--------|--------|
| GC4240 | \$2072             | \$2132 | \$2189 | \$2265          | \$2373 | \$2414 | \$2512          | \$2693 | \$2780 | \$2948 | \$3178 | \$3464 |
|        | OVERALL DIMENSIONS |        |        | SEAT DIMENSIONS |        |        | BACK DIMENSIONS |        |        |        |        |        |
|        | W                  | D      | H      | W               | D      | H      | W               | H      |        |        |        |        |

26.7527.537.522181821.519.5




**High Back Armchair** Casters  
COM Yardage: 2  
Freight Class: 250  
Product Weight (lbs.): 54  
Cubic Feet Per Carton: 22.25

Active weight 500 lbs.  
Wood armcap option - **Add \$189**

|          | COM                | 2      | 3      | 4               | 5      | 6      | 7               | 8      | 9      | 10     | 11     | 12     |
|----------|--------------------|--------|--------|-----------------|--------|--------|-----------------|--------|--------|--------|--------|--------|
| GC4240HB | \$2150             | \$2219 | \$2283 | \$2370          | \$2494 | \$2541 | \$2650          | \$2856 | \$2958 | \$3149 | \$3413 | \$3739 |
|          | OVERALL DIMENSIONS |        |        | SEAT DIMENSIONS |        |        | BACK DIMENSIONS |        |        |        |        |        |
|          | W                  | D      | H      |                 | W      | D      | H               |        | W      | H      |        |        |

26.7527.542.522181821.524.5



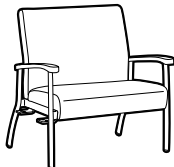
**Bariatric Low Back Armchair**  
COM Yardage: 3  
Freight Class: 250  
Product Weight (lbs.): 70  
Cubic Feet Per Carton: 30.5

Active weight 750 lbs.  
Wood armcap option - **Add \$189**

Armless Bariatric models are not available.

|        | COM                | 2      | 3      | 4               | 5      | 6      | 7               | 8      | 9      | 10     | 11     | 12     |
|--------|--------------------|--------|--------|-----------------|--------|--------|-----------------|--------|--------|--------|--------|--------|
| GC4241 | \$2395             | \$2501 | \$2593 | \$2726          | \$2912 | \$2982 | \$3148          | \$3454 | \$3607 | \$3894 | \$4290 | \$4780 |
|        | OVERALL DIMENSIONS |        |        | SEAT DIMENSIONS |        |        | BACK DIMENSIONS |        |        |        |        |        |
|        | W                  | D      | H      |                 | W      | D      | H               |        | W      | H      |        |        |

37.52837.532.5181832.519.5








**Bariatric Low Back Armchair Right**  
COM Yardage: 3  
Freight Class: 250  
Product Weight (lbs.): 71  
Cubic Feet Per Carton: 30.5

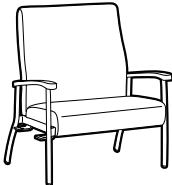
Active weight 750 lbs.  
Wood armcap option - **Add \$189**

Armless Bariatric models are not available.

|         | COM                | 2      | 3      | 4               | 5      | 6      | 7               | 8      | 9      | 10     | 11     | 12     |
|---------|--------------------|--------|--------|-----------------|--------|--------|-----------------|--------|--------|--------|--------|--------|
| GC4241R | \$2439             | \$2546 | \$2639 | \$2771          | \$2957 | \$3027 | \$3193          | \$3499 | \$3653 | \$3939 | \$4336 | \$4825 |
|         | OVERALL DIMENSIONS |        |        | SEAT DIMENSIONS |        |        | BACK DIMENSIONS |        |        |        |        |        |
|         | W                  | D      | H      |                 | W      | D      | H               |        | W      | H      |        |        |

37.52837.532.5181832.519.5

| DESCRIPTION   |           | MODEL#   | STANDARD FABRIC GRADES |        |                 |        |        |                 |        |        |        |        |        |  |
|---|-----------|--|------------------------|--------|-----------------|--------|--------|-----------------|--------|--------|--------|--------|--------|--|
|    |           | COM  | 2                      | 3      | 4               | 5      | 6      | 7               | 8      | 9      | 10     | 11     | 12     |  |
|   | GC4241L   | \$2439   | \$2546                 | \$2639 | \$2771          | \$2957 | \$3027 | \$3193          | \$3499 | \$3653 | \$3939 | \$4336 | \$4825 |  |
|   |           | OVERALL DIMENSIONS   |                        |        | SEAT DIMENSIONS |        |        | BACK DIMENSIONS |        |        |        |        |        |  |
|   |           | W  | D                      | H      | W               | D      | H      | W               | H      |        |        |        |        |  |
|   |           | 37.5   | 28                     | 37.5   | 32.5            | 18     | 18     | 32.5            | 19.5   |        |        |        |        |  |
| <b>Bariatric Low Back Armchair Left</b><br>COM Yardage: 3<br>Freight Class: 250<br>Product Weight (lbs.): 71<br>Cubic Feet Per Carton: 30.5             |           | Active weight 750 lbs.<br>Wood armcap option - <b>Add \$189</b><br><br><i>Armless Bariatric models are <u>not</u> available.</i> |                        |        |                 |        |        |                 |        |        |        |        |        |  |
|    |           | COM  | 2                      | 3      | 4               | 5      | 6      | 7               | 8      | 9      | 10     | 11     | 12     |  |
|   | GC4241B   | \$2485   | \$2592                 | \$2685 | \$2818          | \$3005 | \$3074 | \$3239          | \$3546 | \$3699 | \$3986 | \$4383 | \$4871 |  |
|   |           | OVERALL DIMENSIONS   |                        |        | SEAT DIMENSIONS |        |        | BACK DIMENSIONS |        |        |        |        |        |  |
|   |           | W  | D                      | H      | W               | D      | H      | W               | H      |        |        |        |        |  |
|   |           | 37.5   | 28                     | 37.5   | 32.5            | 18     | 18     | 32.5            | 19.5   |        |        |        |        |  |
| <b>Bariatric Low Back Armchair Left &amp; Right</b><br>COM Yardage: 3<br>Freight Class: 250<br>Product Weight (lbs.): 71<br>Cubic Feet Per Carton: 30.5 |           | Active weight 750 lbs.<br>Wood armcap option - <b>Add \$189</b><br><br><i>Armless Bariatric models are <u>not</u> available.</i> |                        |        |                 |        |        |                 |        |        |        |        |        |  |
|   |           | COM  | 2                      | 3      | 4               | 5      | 6      | 7               | 8      | 9      | 10     | 11     | 12     |  |
|   | GC4241HB  | \$2719   | \$2834                 | \$2934 | \$3075          | \$3280 | \$3356 | \$3534          | \$3864 | \$4031 | \$4341 | \$4771 | \$5304 |  |
|   |           | OVERALL DIMENSIONS   |                        |        | SEAT DIMENSIONS |        |        | BACK DIMENSIONS |        |        |        |        |        |  |
|   |           | W  | D                      | H      | W               | D      | H      | W               | H      |        |        |        |        |  |
|   |           | 37.5   | 28                     | 43     | 32.5            | 18     | 18     | 32.5            | 24.5   |        |        |        |        |  |
| <b>Bariatric High Back Armchair</b><br>COM Yardage: 3.25<br>Freight Class: 250<br>Product Weight (lbs.): 73<br>Cubic Feet Per Carton: 30.5              |           | Active weight 750 lbs.<br>Wood armcap option - <b>Add \$189</b><br><br><i>Armless Bariatric models are <u>not</u> available.</i> |                        |        |                 |        |        |                 |        |        |        |        |        |  |
|    |           | COM  | 2                      | 3      | 4               | 5      | 6      | 7               | 8      | 9      | 10     | 11     | 12     |  |
|   | GC4241HBR | \$2768   | \$2884                 | \$2984 | \$3129          | \$3330 | \$3406 | \$3584          | \$3914 | \$4081 | \$4392 | \$4821 | \$5354 |  |
|   |           | OVERALL DIMENSIONS   |                        |        | SEAT DIMENSIONS |        |        | BACK DIMENSIONS |        |        |        |        |        |  |
|   |           | W  | D                      | H      | W               | D      | H      | W               | H      |        |        |        |        |  |
|   |           | 37.5   | 28                     | 43     | 32.5            | 18     | 18     | 32.5            | 24.5   |        |        |        |        |  |
| <b>Bariatric High Back Armchair Right</b><br>COM Yardage: 3.25<br>Freight Class: 250<br>Product Weight (lbs.): 74<br>Cubic Feet Per Carton: 30.5        |           | Active weight 750 lbs.<br>Wood armcap option - <b>Add \$189</b><br><br><i>Armless Bariatric models are <u>not</u> available.</i> |                        |        |                 |        |        |                 |        |        |        |        |        |  |
|    |           | COM  | 2                      | 3      | 4               | 5      | 6      | 7               | 8      | 9      | 10     | 11     | 12     |  |
|   | GC4241HBL | \$2768   | \$2884                 | \$2984 | \$3129          | \$3330 | \$3406 | \$3584          | \$3914 | \$4081 | \$4392 | \$4821 | \$5354 |  |
|   |           | OVERALL DIMENSIONS   |                        |        | SEAT DIMENSIONS |        |        | BACK DIMENSIONS |        |        |        |        |        |  |
|   |           | W  | D                      | H      | W               | D      | H      | W               | H      |        |        |        |        |  |
|   |           | 37.5   | 28                     | 43     | 32.5            | 18     | 18     | 32.5            | 24.5   |        |        |        |        |  |
| <b>Bariatric High Back Armchair Left</b><br>COM Yardage: 3.25<br>Freight Class: 250<br>Product Weight (lbs.): 74<br>Cubic Feet Per Carton: 30.5         |           | Active weight 750 lbs.<br>Wood armcap option - <b>Add \$189</b><br><br><i>Armless Bariatric models are <u>not</u> available.</i> |                        |        |                 |        |        |                 |        |        |        |        |        |  |



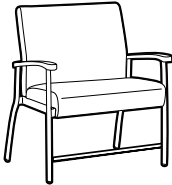
**Bariatric High Back Armchair** Left & Right  
COM Yardage: 3.25  
Freight Class: 250  
Product Weight (lbs.): 74  
Cubic Feet Per Carton: 30.50

| DESCRIPTION | MODEL#    | STANDARD FABRIC GRADES |        |        |        |        |        |        |        |        |        |        |        |
|-------------|-----------|------------------------|--------|--------|--------|--------|--------|--------|--------|--------|--------|--------|--------|
|             |           | COM                    | 2      | 3      | 4      | 5      | 6      | 7      | 8      | 9      | 10     | 11     | 12     |
|             | GC4241HBB | \$2816                 | \$2932 | \$3032 | \$3177 | \$3379 | \$3455 | \$3633 | \$3964 | \$4129 | \$4440 | \$4873 | \$5402 |

| OVERALL DIMENSIONS |   |   | SEAT DIMENSIONS |   |   | BACK DIMENSIONS |   |
|--------------------|---|---|-----------------|---|---|-----------------|---|
| W                  | D | H | W               | D | H | W               | H |

|      |    |    |      |    |    |      |      |
|------|----|----|------|----|----|------|------|
| 37.5 | 28 | 43 | 32.5 | 18 | 18 | 32.5 | 24.5 |
|------|----|----|------|----|----|------|------|

Active weight 750 lbs.  
Wood armcap option - **Add \$189**  
  
*Armless Bariatric models are not available.*



**Bariatric Low Back Armchair** Post Surgery. Designed to immobilize the pelvis and hip joints after surgery.  
COM Yardage: 3  
Freight Class: 250  
Product Weight (lbs.): 76  
Cubic Feet Per Carton: 33.5


| DESCRIPTION | MODEL#    | COM    | 2      | 3      | 4      | 5      | 6      | 7      | 8      | 9      | 10     | 11     | 12     |
|-------------|-----------|--------|--------|--------|--------|--------|--------|--------|--------|--------|--------|--------|--------|
|             | GC4241-24 | \$2793 | \$2901 | \$2993 | \$3126 | \$3312 | \$3382 | \$3546 | \$3854 | \$4007 | \$4294 | \$4691 | \$5179 |

24" Seat Height

| OVERALL DIMENSIONS |   |   | SEAT DIMENSIONS |   |   | BACK DIMENSIONS |   |
|--------------------|---|---|-----------------|---|---|-----------------|---|
| W                  | D | H | W               | D | H | W               | H |

|      |       |      |      |    |    |      |      |
|------|-------|------|------|----|----|------|------|
| 37.5 | 28.75 | 43.5 | 32.5 | 18 | 24 | 32.5 | 19.5 |
|------|-------|------|------|----|----|------|------|

Wood armcap option - **Add \$189**  
Active weight 750 lbs.  
*Armless Bariatric models are not available.*



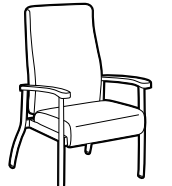
**Low Back Armchair** Flex Back  
COM Yardage: 1.75  
Freight Class: 250  
Product Weight (lbs.): 53  
Cubic Feet Per Carton: 20.25

| DESCRIPTION | MODEL# | COM    | 2      | 3      | 4      | 5      | 6      | 7      | 8      | 9      | 10     | 11     | 12     |
|-------------|--------|--------|--------|--------|--------|--------|--------|--------|--------|--------|--------|--------|--------|
|             | GC4242 | \$2469 | \$2532 | \$2587 | \$2664 | \$2772 | \$2814 | \$2910 | \$3092 | \$3180 | \$3347 | \$3578 | \$3862 |

| OVERALL DIMENSIONS |   |   | SEAT DIMENSIONS |   |   | BACK DIMENSIONS |   |
|--------------------|---|---|-----------------|---|---|-----------------|---|
| W                  | D | H | W               | D | H | W               | H |

|      |    |      |    |    |    |      |      |
|------|----|------|----|----|----|------|------|
| 26.5 | 28 | 37.5 | 22 | 18 | 18 | 21.5 | 19.5 |
|------|----|------|----|----|----|------|------|

Active weight 500 lbs.  
Wood armcap option - **Add \$189**




**High Back Armchair** Flex Back  
COM Yardage: 2  
Freight Class: 250  
Product Weight (lbs.): 61  
Cubic Feet Per Carton: 22.25

| DESCRIPTION | MODEL#   | COM    | 2      | 3      | 4      | 5      | 6      | 7      | 8      | 9      | 10     | 11     | 12     |
|-------------|----------|--------|--------|--------|--------|--------|--------|--------|--------|--------|--------|--------|--------|
|             | GC4242HB | \$2550 | \$2617 | \$2684 | \$2770 | \$2895 | \$2942 | \$3052 | \$3256 | \$3357 | \$3549 | \$3813 | \$4140 |

| OVERALL DIMENSIONS |   |   | SEAT DIMENSIONS |   |   | BACK DIMENSIONS |   |
|--------------------|---|---|-----------------|---|---|-----------------|---|
| W                  | D | H | W               | D | H | W               | H |

|      |    |    |    |    |    |      |      |
|------|----|----|----|----|----|------|------|
| 26.5 | 28 | 43 | 22 | 18 | 18 | 21.5 | 24.5 |
|------|----|----|----|----|----|------|------|

Active weight 500 lbs.  
Wood armcap option - **Add \$189**







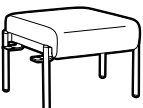
**Low Back Armchair** Flex Back, Casters  
COM Yardage: 1.75  
Freight Class: 250  
Product Weight (lbs.): 49  
Cubic Feet Per Carton: 20.25


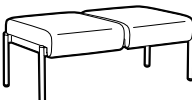
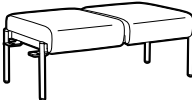
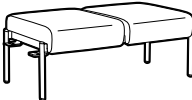
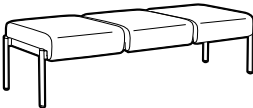
| DESCRIPTION | MODEL# | COM    | 2      | 3      | 4      | 5      | 6      | 7      | 8      | 9      | 10     | 11     | 12     |
|-------------|--------|--------|--------|--------|--------|--------|--------|--------|--------|--------|--------|--------|--------|
|             | GC4243 | \$2617 | \$2678 | \$2733 | \$2810 | \$2919 | \$2959 | \$3056 | \$3238 | \$3327 | \$3494 | \$3723 | \$4008 |

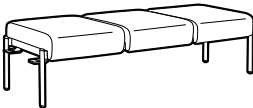
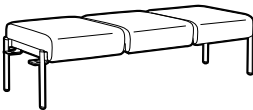
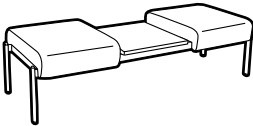
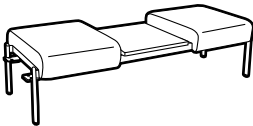
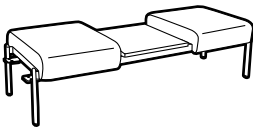
| OVERALL DIMENSIONS |   |   | SEAT DIMENSIONS |   |   | BACK DIMENSIONS |   |
|--------------------|---|---|-----------------|---|---|-----------------|---|
| W                  | D | H | W               | D | H | W               | H |

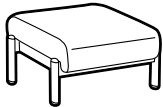
|       |      |      |    |    |    |      |      |
|-------|------|------|----|----|----|------|------|
| 26.75 | 27.5 | 37.5 | 22 | 18 | 18 | 21.5 | 19.5 |
|-------|------|------|----|----|----|------|------|

Active weight 500 lbs.  
Wood armcap option - **Add \$189**

| DESCRIPTION   |          | MODEL#  | STANDARD FABRIC GRADES |        |        |                 |        |        |                 |        |        |        |        |  |
|---|----------|---|------------------------|--------|--------|-----------------|--------|--------|-----------------|--------|--------|--------|--------|--|
|    |          | COM   | 2                      | 3      | 4      | 5               | 6      | 7      | 8               | 9      | 10     | 11     | 12     |  |
|   | GC4243HB | \$2700  | \$2768                 | \$2833 | \$2919 | \$3045          | \$3092 | \$3200 | \$3405          | \$3507 | \$3699 | \$3963 | \$4289 |  |
|   |          |   |                        |        |        |                 |        |        |                 |        |        |        |        |  |
|   |          |   |                        |        |        |                 |        |        |                 |        |        |        |        |  |
|   |          |   |                        |        |        |                 |        |        |                 |        |        |        |        |  |
|   |          |   |                        |        |        |                 |        |        |                 |        |        |        |        |  |
| <b>High Back Armchair</b> Flex Back, Casters<br>COM Yardage: 2<br>Freight Class: 250<br>Product Weight (lbs.): 51<br>Cubic Feet Per Carton: 22.25     |          | Active weight 500 lbs.<br>Wood armcap option - <b>Add \$189</b> | OVERALL DIMENSIONS     |        |        | SEAT DIMENSIONS |        |        | BACK DIMENSIONS |        |        |        |        |  |
|   |          |   | W                      | D      | H      | W               | D      | H      | W               | H      |        |        |        |  |
|   |          |   | 26.75                  | 27.5   | 42.5   | 22              | 18     | 18     | 21.5            | 24.5   |        |        |        |  |
|   |          |   |                        |        |        |                 |        |        |                 |        |        |        |        |  |
|    |          | COM   | 2                      | 3      | 4      | 5               | 6      | 7      | 8               | 9      | 10     | 11     | 12     |  |
|   | GC4244HB | \$2401  | \$2481                 | \$2551 | \$2649 | \$2791          | \$2842 | \$2964 | \$3196          | \$3311 | \$3526 | \$3823 | \$4191 |  |
|   |          |   |                        |        |        |                 |        |        |                 |        |        |        |        |  |
|   |          |   |                        |        |        |                 |        |        |                 |        |        |        |        |  |
|   |          |   |                        |        |        |                 |        |        |                 |        |        |        |        |  |
|   |          |   |                        |        |        |                 |        |        |                 |        |        |        |        |  |
| <b>High Back Armchair</b> Split Back<br>COM Yardage: 2.25<br>Freight Class: 250<br>Product Weight (lbs.): 54<br>Cubic Feet Per Carton: 20.25          |          | Active weight 500 lbs.<br>Wood armcap option - <b>Add \$189</b> | OVERALL DIMENSIONS     |        |        | SEAT DIMENSIONS |        |        | BACK DIMENSIONS |        |        |        |        |  |
|   |          |   | W                      | D      | H      | W               | D      | H      | W               | H      |        |        |        |  |
|   |          |   | 26.75                  | 26     | 42.5   | 22              | 18     | 18     | 21.5            | 24.5   |        |        |        |  |
|   |          |   |                        |        |        |                 |        |        |                 |        |        |        |        |  |
|   |          | COM   | 2                      | 3      | 4      | 5               | 6      | 7      | 8               | 9      | 10     | 11     | 12     |  |
|   | GC4245HB | \$2549  | \$2627                 | \$2698 | \$2796 | \$2938          | \$2989 | \$3114 | \$3343          | \$3458 | \$3673 | \$3971 | \$4337 |  |
|   |          |   |                        |        |        |                 |        |        |                 |        |        |        |        |  |
|   |          |   |                        |        |        |                 |        |        |                 |        |        |        |        |  |
|   |          |   |                        |        |        |                 |        |        |                 |        |        |        |        |  |
|   |          |   |                        |        |        |                 |        |        |                 |        |        |        |        |  |
| <b>High Back Armchair</b> Split Back, Casters<br>COM Yardage: 2.25<br>Freight Class: 250<br>Product Weight (lbs.): 54<br>Cubic Feet Per Carton: 20.25 |          | Active weight 500 lbs.<br>Wood armcap option - <b>Add \$189</b> | OVERALL DIMENSIONS     |        |        | SEAT DIMENSIONS |        |        | BACK DIMENSIONS |        |        |        |        |  |
|   |          |   | W                      | D      | H      | W               | D      | H      | W               | H      |        |        |        |  |
|   |          |   | 26.75                  | 26     | 42.5   | 22              | 18     | 18     | 21.5            | 24.5   |        |        |        |  |
|   |          |   |                        |        |        |                 |        |        |                 |        |        |        |        |  |
|    |          | COM   | 2                      | 3      | 4      | 5               | 6      | 7      | 8               | 9      | 10     | 11     | 12     |  |
|   | GC4251   | \$1219  | \$1270                 | \$1318 | \$1384 | \$1478          | \$1511 | \$1594 | \$1748          | \$1825 | \$1970 | \$2167 | \$2412 |  |
|   |          |   |                        |        |        |                 |        |        |                 |        |        |        |        |  |
|   |          |   |                        |        |        |                 |        |        |                 |        |        |        |        |  |
|   |          |   |                        |        |        |                 |        |        |                 |        |        |        |        |  |
|   |          |   |                        |        |        |                 |        |        |                 |        |        |        |        |  |
| <b>Single Seat Bench</b><br>COM Yardage: 1.5<br>Freight Class: 250<br>Product Weight (lbs.): 30<br>Cubic Feet Per Carton: 13                          |          | Active weight 500 lbs.  | OVERALL DIMENSIONS     |        |        | SEAT DIMENSIONS |        |        | BACK DIMENSIONS |        |        |        |        |  |
|   |          |   | W                      | D      | H      | W               | D      | H      | W               | H      |        |        |        |  |
|   |          |   | 24.75                  | 26.5   | 18     |                 |        |        |                 |        |        |        |        |  |
|   |          |   |                        |        |        |                 |        |        |                 |        |        |        |        |  |
|    |          | COM   | 2                      | 3      | 4      | 5               | 6      | 7      | 8               | 9      | 10     | 11     | 12     |  |
|   | GC4251L  | \$1265  | \$1317                 | \$1365 | \$1431 | \$1526          | \$1562 | \$1642 | \$1795          | \$1872 | \$2017 | \$2216 | \$2459 |  |
|   |          |   |                        |        |        |                 |        |        |                 |        |        |        |        |  |
|   |          |   |                        |        |        |                 |        |        |                 |        |        |        |        |  |
|   |          |   |                        |        |        |                 |        |        |                 |        |        |        |        |  |
|   |          |   |                        |        |        |                 |        |        |                 |        |        |        |        |  |
| <b>Single Seat Bench</b> Left<br>COM Yardage: 1.5<br>Freight Class: 250<br>Product Weight (lbs.): 31<br>Cubic Feet Per Carton: 13                     |          | Active weight 500 lbs.  | OVERALL DIMENSIONS     |        |        | SEAT DIMENSIONS |        |        | BACK DIMENSIONS |        |        |        |        |  |
|   |          |   | W                      | D      | H      | W               | D      | H      | W               | H      |        |        |        |  |
|   |          |   | 25.75                  | 26.5   | 18     |                 |        |        |                 |        |        |        |        |  |
|   |          |   |                        |        |        |                 |        |        |                 |        |        |        |        |  |

| DESCRIPTION  | MODEL#  | STANDARD FABRIC GRADES |        |        |                 |        |        |                 |        |        |        |        |        |
|--|---------|------------------------|--------|--------|-----------------|--------|--------|-----------------|--------|--------|--------|--------|--------|
| <br><br><b>Single Seat Bench</b> Left & Right<br>COM Yardage: 1.5<br>Freight Class: 250<br>Product Weight (lbs.): 32<br>Cubic Feet Per Carton: 13 |         | COM                    | 2      | 3      | 4               | 5      | 6      | 7               | 8      | 9      | 10     | 11     | 12     |
|  | GC4251B | \$1317                 | \$1366 | \$1414 | \$1480          | \$1575 | \$1611 | \$1691          | \$1844 | \$1921 | \$2066 | \$2265 | \$2509 |
|  |         | OVERALL DIMENSIONS     |        |        | SEAT DIMENSIONS |        |        | BACK DIMENSIONS |        |        |        |        |        |
|  |         | W                      | D      | H      | W               | D      | H      | W               | H      |        |        |        |        |
|  |         | 26.75                  | 26.5   | 18     |                 |        |        |                 |        |        |        |        |        |
| <br><br><b>Two Seat Bench</b><br>COM Yardage: 2.25<br>Freight Class: 250<br>Product Weight (lbs.): 53<br>Cubic Feet Per Carton: 23                |         | COM                    | 2      | 3      | 4               | 5      | 6      | 7               | 8      | 9      | 10     | 11     | 12     |
|  | GC4252  | \$2212                 | \$2292 | \$2362 | \$2460          | \$2602 | \$2653 | \$2775          | \$3007 | \$3122 | \$3337 | \$3634 | \$4002 |
|  |         | OVERALL DIMENSIONS     |        |        | SEAT DIMENSIONS |        |        | BACK DIMENSIONS |        |        |        |        |        |
|  |         | W                      | D      | H      | W               | D      | H      | W               | H      |        |        |        |        |
|  |         | 47.75                  | 26.5   | 18     |                 |        |        |                 |        |        |        |        |        |
| <br><br><b>Two Seat Bench</b> Left<br>COM Yardage: 2.25<br>Freight Class: 250<br>Product Weight (lbs.): 54<br>Cubic Feet Per Carton: 23          |         | COM                    | 2      | 3      | 4               | 5      | 6      | 7               | 8      | 9      | 10     | 11     | 12     |
|  | GC4252L | \$2262                 | \$2340 | \$2411 | \$2508          | \$2650 | \$2702 | \$2823          | \$3055 | \$3171 | \$3386 | \$3684 | \$4050 |
|  |         | OVERALL DIMENSIONS     |        |        | SEAT DIMENSIONS |        |        | BACK DIMENSIONS |        |        |        |        |        |
|  |         | W                      | D      | H      | W               | D      | H      | W               | H      |        |        |        |        |
|  |         | 48.75                  | 26.5   | 18     |                 |        |        |                 |        |        |        |        |        |
| <br><br><b>Two Seat Bench</b> Left & Right<br>COM Yardage: 2.25<br>Freight Class: 250<br>Product Weight (lbs.): 55<br>Cubic Feet Per Carton: 23 |         | COM                    | 2      | 3      | 4               | 5      | 6      | 7               | 8      | 9      | 10     | 11     | 12     |
|  | GC4252B | \$2312                 | \$2390 | \$2461 | \$2559          | \$2701 | \$2752 | \$2873          | \$3106 | \$3221 | \$3436 | \$3734 | \$4100 |
|  |         | OVERALL DIMENSIONS     |        |        | SEAT DIMENSIONS |        |        | BACK DIMENSIONS |        |        |        |        |        |
|  |         | W                      | D      | H      | W               | D      | H      | W               | H      |        |        |        |        |
|  |         | 49.75                  | 26.5   | 18     |                 |        |        |                 |        |        |        |        |        |
| <br><br><b>Three Seat Bench</b><br>COM Yardage: 3<br>Freight Class: 250<br>Product Weight (lbs.): 73<br>Cubic Feet Per Carton: 33.25            |         | COM                    | 2      | 3      | 4               | 5      | 6      | 7               | 8      | 9      | 10     | 11     | 12     |
|  | GC4253  | \$3240                 | \$3346 | \$3439 | \$3571          | \$3759 | \$3827 | \$3993          | \$4299 | \$4453 | \$4740 | \$5136 | \$5625 |
|  |         | OVERALL DIMENSIONS     |        |        | SEAT DIMENSIONS |        |        | BACK DIMENSIONS |        |        |        |        |        |
|  |         | W                      | D      | H      | W               | D      | H      | W               | H      |        |        |        |        |
|  |         | 70.75                  | 26.5   | 18     |                 |        |        |                 |        |        |        |        |        |

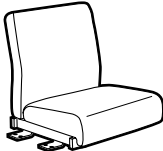
| DESCRIPTION  | MODEL#   | STANDARD FABRIC GRADES |        |        |                 |        |        |                 |        |        |        |        |        |
|--|--|------------------------|--------|--------|-----------------|--------|--------|-----------------|--------|--------|--------|--------|--------|
|  |  | COM                    | 2      | 3      | 4               | 5      | 6      | 7               | 8      | 9      | 10     | 11     | 12     |
| <br><br><b>Three Seat Bench Left</b><br>COM Yardage: 3<br>Freight Class: 250<br>Product Weight (lbs.): 74<br>Cubic Feet Per Carton: 33.25   | GC4253L  | \$3292                 | \$3398 | \$3490 | \$3623          | \$3809 | \$3879 | \$4043          | \$4351 | \$4504 | \$4791 | \$5188 | \$5676 |
|  |  | OVERALL DIMENSIONS     |        |        | SEAT DIMENSIONS |        |        | BACK DIMENSIONS |        |        |        |        |        |
|  |  | W                      | D      | H      | W               | D      | H      | W               | H      |        |        |        |        |
|  |  | 71.75                  | 26.5   | 18     |                 |        |        |                 |        |        |        |        |        |
|  | Active weight 500 lbs./seat.   |                        |        |        |                 |        |        |                 |        |        |        |        |        |
| <br><br><b>Three Seat Bench Left &amp; Right</b><br>COM Yardage: 3<br>Freight Class: 250<br>Product Weight (lbs.): 75<br>Cubic Feet Per Carton: 33.25                                 | GC4253B  | \$3340                 | \$3446 | \$3538 | \$3671          | \$3857 | \$3927 | \$4093          | \$4399 | \$4552 | \$4839 | \$5236 | \$5728 |
|  |  | OVERALL DIMENSIONS     |        |        | SEAT DIMENSIONS |        |        | BACK DIMENSIONS |        |        |        |        |        |
|  |  | W                      | D      | H      | W               | D      | H      | W               | H      |        |        |        |        |
|  |  | 72.75                  | 26.5   | 18     |                 |        |        |                 |        |        |        |        |        |
|  | Active weight 500 lbs./seat.   |                        |        |        |                 |        |        |                 |        |        |        |        |        |
| <br><br><b>Two Seat Bench with Table Center Table Top</b><br>COM Yardage: 2.25<br>Freight Class: 250<br>Product Weight (lbs.): 68<br>Cubic Feet Per Carton: 33.25                    | GC4256   | \$3156                 | \$3233 | \$3304 | \$3402          | \$3544 | \$3595 | \$3720          | \$3949 | \$4064 | \$4279 | \$4577 | \$4943 |
|  |  | OVERALL DIMENSIONS     |        |        | SEAT DIMENSIONS |        |        | BACK DIMENSIONS |        |        |        |        |        |
|  |  | W                      | D      | H      | W               | D      | H      | W               | H      |        |        |        |        |
|  |  | 70.75                  | 26.5   | 18     |                 |        |        |                 |        |        |        |        |        |
|  | Active weight 500 lbs./seat.<br><br>• Table top only offered in High Pressure Laminate |                        |        |        |                 |        |        |                 |        |        |        |        |        |
| <br><br><b>Two Seat Bench with Table Center Table Top, Left</b><br>COM Yardage: 2.25<br>Freight Class: 250<br>Product Weight (lbs.): 72<br>Cubic Feet Per Carton: 33.25             | GC4256L  | \$3204                 | \$3285 | \$3356 | \$3453          | \$3595 | \$3647 | \$3768          | \$4000 | \$4115 | \$4330 | \$4629 | \$4995 |
|  |  | OVERALL DIMENSIONS     |        |        | SEAT DIMENSIONS |        |        | BACK DIMENSIONS |        |        |        |        |        |
|  |  | W                      | D      | H      | W               | D      | H      | W               | H      |        |        |        |        |
|  |  | 71.75                  | 26.5   | 18     |                 |        |        |                 |        |        |        |        |        |
|  | Active weight 500 lbs./seat.<br><br>• Table top only offered in High Pressure Laminate |                        |        |        |                 |        |        |                 |        |        |        |        |        |
| <br><br><b>Two Seat Bench with Table Center Table Top, Left &amp; Right</b><br>COM Yardage: 2.25<br>Freight Class: 250<br>Product Weight (lbs.): 70<br>Cubic Feet Per Carton: 33.25 | GC4256B  | \$3253                 | \$3331 | \$3402 | \$3500          | \$3641 | \$3693 | \$3814          | \$4047 | \$4162 | \$4377 | \$4675 | \$5041 |
|  |  | OVERALL DIMENSIONS     |        |        | SEAT DIMENSIONS |        |        | BACK DIMENSIONS |        |        |        |        |        |
|  |  | W                      | D      | H      | W               | D      | H      | W               | H      |        |        |        |        |
|  |  | 72.75                  | 26.5   | 18     |                 |        |        |                 |        |        |        |        |        |
|  | Active weight 500 lbs./seat.<br><br>• Table top only offered in High Pressure Laminate |                        |        |        |                 |        |        |                 |        |        |        |        |        |



**Ottoman** Angled cushion top.  
COM Yardage: 1  
Freight Class: 150  
Product Weight (lbs.): 16  
Cubic Feet Per Carton: 3.6

| DESCRIPTION | MODEL# | STANDARD FABRIC GRADES |       |       |        |        |        |        |        |        |        |        |        |
|-------------|--------|------------------------|-------|-------|--------|--------|--------|--------|--------|--------|--------|--------|--------|
|             |        | COM                    | 2     | 3     | 4      | 5      | 6      | 7      | 8      | 9      | 10     | 11     | 12     |
|             | GC4259 | \$907                  | \$941 | \$976 | \$1019 | \$1081 | \$1106 | \$1160 | \$1263 | \$1314 | \$1409 | \$1539 | \$1704 |

| OVERALL DIMENSIONS |    |      | SEAT DIMENSIONS |   |   | BACK DIMENSIONS |   |
|--------------------|----|------|-----------------|---|---|-----------------|---|
| W                  | D  | H    | W               | D | H | W               | H |
| 17.75              | 19 | 10.5 |                 |   |   |                 |   |

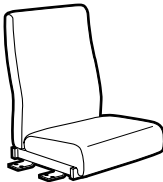


**Low Back Single Seat Armless Bridge** Left & Right  
COM Yardage: 1.75  
Freight Class: 250  
Product Weight (lbs.): 36  
Cubic Feet Per Carton: 13

|        | COM    | 2      | 3      | 4      | 5      | 6      | 7      | 8      | 9      | 10     | 11     | 12     |
|--------|--------|--------|--------|--------|--------|--------|--------|--------|--------|--------|--------|--------|
| GC4261 | \$1269 | \$1329 | \$1386 | \$1462 | \$1570 | \$1611 | \$1709 | \$1890 | \$1977 | \$2145 | \$2375 | \$2661 |

| OVERALL DIMENSIONS |    |      | SEAT DIMENSIONS |    |    | BACK DIMENSIONS |      |
|--------------------|----|------|-----------------|----|----|-----------------|------|
| W                  | D  | H    | W               | D  | H  | W               | H    |
| 26.75              | 24 | 25.5 | 22              | 18 | -- | 21.5            | 19.5 |

Active weight 500 lbs.  
**Not freestanding.**  
Suspends between 2 units via linking brackets.

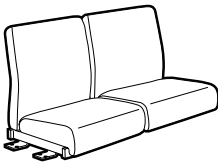


**High Back Single Seat Armless Bridge** Left & Right  
COM Yardage: 2  
Freight Class: 250  
Product Weight (lbs.): 41  
Cubic Feet Per Carton: 14.5

|          | COM    | 2      | 3      | 4      | 5      | 6      | 7      | 8      | 9      | 10     | 11     | 12     |
|----------|--------|--------|--------|--------|--------|--------|--------|--------|--------|--------|--------|--------|
| GC4261HB | \$1339 | \$1408 | \$1473 | \$1559 | \$1685 | \$1732 | \$1840 | \$2046 | \$2148 | \$2339 | \$2603 | \$2929 |

| OVERALL DIMENSIONS |    |      | SEAT DIMENSIONS |    |    | BACK DIMENSIONS |      |
|--------------------|----|------|-----------------|----|----|-----------------|------|
| W                  | D  | H    | W               | D  | H  | W               | H    |
| 26.75              | 24 | 30.5 | 22              | 18 | -- | 21.5            | 24.5 |

Active weight 500 lbs.  
**Not freestanding.**  
Suspends between 2 units via linking brackets.

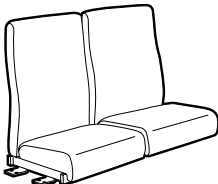


**Low Back Two Seat Armless Bridge** Left & Right  
COM Yardage: 3.5  
Freight Class: 250  
Product Weight (lbs.): 66  
Cubic Feet Per Carton: 23

|        | COM    | 2      | 3      | 4      | 5      | 6      | 7      | 8      | 9      | 10     | 11     | 12     |
|--------|--------|--------|--------|--------|--------|--------|--------|--------|--------|--------|--------|--------|
| GC4262 | \$2423 | \$2548 | \$2656 | \$2808 | \$3026 | \$3111 | \$3301 | \$3659 | \$3840 | \$4171 | \$4634 | \$5204 |

| OVERALL DIMENSIONS |    |      | SEAT DIMENSIONS |    |    | BACK DIMENSIONS |      |
|--------------------|----|------|-----------------|----|----|-----------------|------|
| W                  | D  | H    | W               | D  | H  | W               | H    |
| 49.75              | 24 | 25.5 | 44              | 18 | -- | 44              | 19.5 |

Active weight 500 lbs./seat.  
**Not freestanding.**  
Suspends between 2 units via linking brackets.



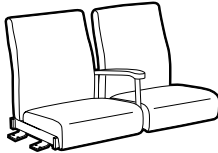
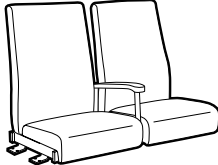



**High Back Two Seat Armless Bridge** Left & Right  
COM Yardage: 4  
Freight Class: 250  
Product Weight (lbs.): 72  
Cubic Feet Per Carton: 24


|          | COM    | 2      | 3      | 4      | 5      | 6      | 7      | 8      | 9      | 10     | 11     | 12     |
|----------|--------|--------|--------|--------|--------|--------|--------|--------|--------|--------|--------|--------|
| GC4262HB | \$2569 | \$2713 | \$2835 | \$3011 | \$3260 | \$3353 | \$3571 | \$3979 | \$4187 | \$4568 | \$5097 | \$5749 |

| OVERALL DIMENSIONS |    |      | SEAT DIMENSIONS |    |    | BACK DIMENSIONS |      |
|--------------------|----|------|-----------------|----|----|-----------------|------|
| W                  | D  | H    | W               | D  | H  | W               | H    |
| 49.75              | 24 | 30.5 | 44              | 18 | -- | 44              | 24.5 |

Active weight 500 lbs./seat.  
**Not freestanding.**  
Suspends between 2 units via linking brackets.

| DESCRIPTION  | MODEL#   | STANDARD FABRIC GRADES |        |                 |        |        |                 |        |        |        |        |        |        |
|--|--|------------------------|--------|-----------------|--------|--------|-----------------|--------|--------|--------|--------|--------|--------|
|   |  | COM                    | 2      | 3               | 4      | 5      | 6               | 7      | 8      | 9      | 10     | 11     | 12     |
|  | GC4263   | \$3528                 | \$3706 | \$3857          | \$4079 | \$4386 | \$4507          | \$4777 | \$5291 | \$5547 | \$6023 | \$6685 | \$7502 |
|  |  |                        |        |                 |        |        |                 |        |        |        |        |        |        |
|  | OVERALL DIMENSIONS   |                        |        | SEAT DIMENSIONS |        |        | BACK DIMENSIONS |        |        |        |        |        |        |
|  | W  | D                      | H      | W               | D      | H      | W               | H      |        |        |        |        |        |
| Low Back Three Seat Armless Bridge Left & Right<br>COM Yardage: 5<br>Freight Class: 300<br>Product Weight (lbs.): 74<br>Cubic Feet Per Carton: 38.75           | Active weight 500 lbs./seat.<br><b>Not freestanding.</b><br>Suspends between 2 units via linking brackets.   | 72.75                  | 24     | 25.5            | 70     | 18     | --              | 70     | 19.5   |        |        |        |        |
|   |  | COM                    | 2      | 3               | 4      | 5      | 6               | 7      | 8      | 9      | 10     | 11     | 12     |
|  | GC4263HB   | \$3763                 | \$3969 | \$4143          | \$4395 | \$4751 | \$4888          | \$5200 | \$5789 | \$6084 | \$6632 | \$7395 | \$8333 |
|  |  |                        |        |                 |        |        |                 |        |        |        |        |        |        |
|  | OVERALL DIMENSIONS   |                        |        | SEAT DIMENSIONS |        |        | BACK DIMENSIONS |        |        |        |        |        |        |
|  | W  | D                      | H      | W               | D      | H      | W               | H      |        |        |        |        |        |
| High Back Three Seat Armless Bridge Left & Right<br>COM Yardage: 5.75<br>Freight Class: 250<br>Product Weight (lbs.): 80<br>Cubic Feet Per Carton: 38.75       | Active weight 500 lbs./seat.<br><b>Not freestanding.</b><br>Suspends between 2 units via linking brackets.   | 72.75                  | 24     | 30.5            | 70     | 18     | --              | 70     | 24.5   |        |        |        |        |
|    |  | COM                    | 2      | 3               | 4      | 5      | 6               | 7      | 8      | 9      | 10     | 11     | 12     |
|  | GC4264   | \$2916                 | \$3039 | \$3147          | \$3299 | \$3517 | \$3602          | \$3792 | \$4150 | \$4330 | \$4662 | \$5124 | \$5695 |
|  |  |                        |        |                 |        |        |                 |        |        |        |        |        |        |
|  | OVERALL DIMENSIONS   |                        |        | SEAT DIMENSIONS |        |        | BACK DIMENSIONS |        |        |        |        |        |        |
|  | W  | D                      | H      | W               | D      | H      | W               | H      |        |        |        |        |        |
| Low Back Two Seat Bridge Half Center Arm, Left & Right<br>COM Yardage: 3.5<br>Freight Class: 250<br>Product Weight (lbs.): 58<br>Cubic Feet Per Carton: 27.25  | Active weight 500 lbs./seat.<br><b>Not freestanding.</b><br>Suspends between 2 units via linking brackets.<br>Wood armcap option - <b>Add \$50</b> | 50.75                  | 24     | 25.5            | 22     | 18     | --              | 21.5   | 19.5   |        |        |        |        |
|   |  | COM                    | 2      | 3               | 4      | 5      | 6               | 7      | 8      | 9      | 10     | 11     | 12     |
|  | GC4264HB   | \$3068                 | \$3212 | \$3334          | \$3510 | \$3759 | \$3852          | \$4070 | \$4480 | \$4686 | \$5067 | \$5596 | \$6248 |
|  |  |                        |        |                 |        |        |                 |        |        |        |        |        |        |
|  | OVERALL DIMENSIONS   |                        |        | SEAT DIMENSIONS |        |        | BACK DIMENSIONS |        |        |        |        |        |        |
|  | W  | D                      | H      | W               | D      | H      | W               | H      |        |        |        |        |        |
| High Back Two Seat Bridge Half Center Arm, Left & Right<br>COM Yardage: 4<br>Freight Class: 250<br>Product Weight (lbs.): 68<br>Cubic Feet Per Carton: 27.25   | Active weight 500 lbs./seat.<br><b>Not freestanding.</b><br>Suspends between 2 units via linking brackets.<br>Wood armcap option - <b>Add \$50</b> | 50.75                  | 24     | 30.5            | 22     | 18     | --              | 21.5   | 24.5   |        |        |        |        |
|   |  | COM                    | 2      | 3               | 4      | 5      | 6               | 7      | 8      | 9      | 10     | 11     | 12     |
|  | GC4265   | \$4384                 | \$4562 | \$4713          | \$4933 | \$5244 | \$5363          | \$5634 | \$6148 | \$6405 | \$6880 | \$7541 | \$8359 |
|  |  |                        |        |                 |        |        |                 |        |        |        |        |        |        |
|  | OVERALL DIMENSIONS   |                        |        | SEAT DIMENSIONS |        |        | BACK DIMENSIONS |        |        |        |        |        |        |
|  | W  | D                      | H      | W               | D      | H      | W               | H      |        |        |        |        |        |
| Low Back Three Seat Bridge Half Center Arms, Left & Right<br>COM Yardage: 5<br>Freight Class: 250<br>Product Weight (lbs.): 78<br>Cubic Feet Per Carton: 38.75 | Active weight 500 lbs./seat.<br><b>Not freestanding.</b><br>Suspends between 2 units via linking brackets.<br>Wood armcap option - <b>Add \$95</b> | 74.25                  | 24     | 25.5            | 22     | 18     | --              | 21.5   | 19.5   |        |        |        |        |



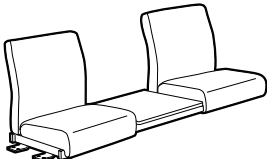


**High Back Three Seat Bridge** Half Center Arms, Left & Right  
COM Yardage: 5.75  
Freight Class: 250  
Product Weight (lbs.): 86  
Cubic Feet Per Carton: 38.75

Active weight 500 lbs./seat.

**Not freestanding.**  
Suspends between 2 units via linking brackets.  
Wood armcap option - **Add \$95**

| DESCRIPTION | MODEL#   | STANDARD FABRIC GRADES |        |        |                 |        |        |                 |        |        |        |        |        |
|-------------|----------|------------------------|--------|--------|-----------------|--------|--------|-----------------|--------|--------|--------|--------|--------|
|             |          | COM                    | 2      | 3      | 4               | 5      | 6      | 7               | 8      | 9      | 10     | 11     | 12     |
|             | GC4265HB | \$4619                 | \$4825 | \$5000 | \$5252          | \$5608 | \$5744 | \$6058          | \$6645 | \$6940 | \$7488 | \$8251 | \$9189 |
|             |          | OVERALL DIMENSIONS     |        |        | SEAT DIMENSIONS |        |        | BACK DIMENSIONS |        |        |        |        |        |
|             |          | W                      | D      | H      | W               | D      | H      | W               | H      |        |        |        |        |
|             |          | 74.25                  | 24     | 30.5   | 22              | 18     | --     | 21.5            | 24.5   |        |        |        |        |

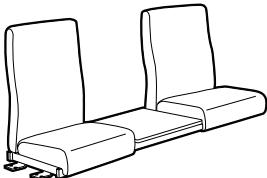


**Low Back Two Seat Armless Bridge** Center Table Top, Left & Right  
COM Yardage: 3.5  
Freight Class: 300  
Product Weight (lbs.): 60  
Cubic Feet Per Carton: 38.75

Active weight 500 lbs./seat.

**Not freestanding.**  
Suspends between 2 units via linking brackets.  
• Table top only offered in High Pressure Laminate

| DESCRIPTION | MODEL# | STANDARD FABRIC GRADES |        |        |                 |        |        |                 |        |        |        |        |        |
|-------------|--------|------------------------|--------|--------|-----------------|--------|--------|-----------------|--------|--------|--------|--------|--------|
|             |        | COM                    | 2      | 3      | 4               | 5      | 6      | 7               | 8      | 9      | 10     | 11     | 12     |
|             | GC4266 | \$3573                 | \$3698 | \$3804 | \$3958          | \$4176 | \$4260 | \$4450          | \$4808 | \$4987 | \$5320 | \$5783 | \$6354 |
|             |        | OVERALL DIMENSIONS     |        |        | SEAT DIMENSIONS |        |        | BACK DIMENSIONS |        |        |        |        |        |
|             |        | W                      | D      | H      | W               | D      | H      | W               | H      |        |        |        |        |
|             |        | 72.75                  | 24     | 25.5   | 22              | 18     | --     | 21.5            | 19.5   |        |        |        |        |




**High Back Two Seat Armless Bridge** Center Table Top, Left & Right  
COM Yardage: 4  
Freight Class: 300  
Product Weight (lbs.): 66  
Cubic Feet Per Carton: 38.75

Active weight 500 lbs./seat.

**Not freestanding.**  
Suspends between 2 units via linking brackets.  
• Table top only offered in High Pressure Laminate

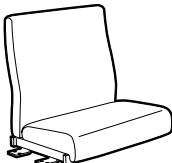
| DESCRIPTION | MODEL#   | STANDARD FABRIC GRADES |        |        |                 |        |        |                 |        |        |        |        |        |
|-------------|----------|------------------------|--------|--------|-----------------|--------|--------|-----------------|--------|--------|--------|--------|--------|
|             |          | COM                    | 2      | 3      | 4               | 5      | 6      | 7               | 8      | 9      | 10     | 11     | 12     |
|             | GC4266HB | \$3727                 | \$3870 | \$3992 | \$4168          | \$4417 | \$4510 | \$4729          | \$5138 | \$5345 | \$5725 | \$6255 | \$6908 |
|             |          | OVERALL DIMENSIONS     |        |        | SEAT DIMENSIONS |        |        | BACK DIMENSIONS |        |        |        |        |        |
|             |          | W                      | D      | H      | W               | D      | H      | W               | H      |        |        |        |        |
|             |          | 72.75                  | 24     | 30.5   | 22              | 18     | --     | 21.5            | 24.5   |        |        |        |        |



**Bariatric Low Back Armless Bridge** Left & Right  
COM Yardage: 3  
Freight Class: 300  
Product Weight (lbs.): 44  
Cubic Feet Per Carton: 26.5

Active weight 750 lbs.  
**Not freestanding.**  
Suspends between 2 units via linking brackets.

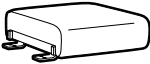


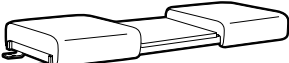
| DESCRIPTION | MODEL# | STANDARD FABRIC GRADES |        |        |                 |        |        |                 |        |        |        |        |        |
|-------------|--------|------------------------|--------|--------|-----------------|--------|--------|-----------------|--------|--------|--------|--------|--------|
|             |        | COM                    | 2      | 3      | 4               | 5      | 6      | 7               | 8      | 9      | 10     | 11     | 12     |
|             | GC4269 | \$1859                 | \$1966 | \$2058 | \$2191          | \$2377 | \$2447 | \$2613          | \$2919 | \$3072 | \$3359 | \$3756 | \$4245 |
|             |        | OVERALL DIMENSIONS     |        |        | SEAT DIMENSIONS |        |        | BACK DIMENSIONS |        |        |        |        |        |
|             |        | W                      | D      | H      | W               | D      | H      | W               | H      |        |        |        |        |
|             |        | 37.5                   | 24     | 25.5   | 32.5            | 18     | --     | 32.5            | 19.5   |        |        |        |        |



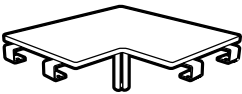



**Bariatric High Back Armless Bridge** Left & Right  
COM Yardage: 3.25  
Freight Class: 300  
Product Weight (lbs.): 50  
Cubic Feet Per Carton: 26.5

Active weight 750 lbs.  
**Not freestanding.**  
Suspends between 2 units via linking brackets.

| DESCRIPTION | MODEL#   | STANDARD FABRIC GRADES |        |        |                 |        |        |                 |        |        |        |        |        |
|-------------|----------|------------------------|--------|--------|-----------------|--------|--------|-----------------|--------|--------|--------|--------|--------|
|             |          | COM                    | 2      | 3      | 4               | 5      | 6      | 7               | 8      | 9      | 10     | 11     | 12     |
|             | GC4269HB | \$1977                 | \$2093 | \$2193 | \$2334          | \$2540 | \$2616 | \$2794          | \$3123 | \$3290 | \$3601 | \$4033 | \$4560 |
|             |          | OVERALL DIMENSIONS     |        |        | SEAT DIMENSIONS |        |        | BACK DIMENSIONS |        |        |        |        |        |
|             |          | W                      | D      | H      | W               | D      | H      | W               | H      |        |        |        |        |
|             |          | 37.5                   | 24     | 30.5   | 32.5            | 18     | --     | 32.5            | 24.5   |        |        |        |        |

| DESCRIPTION   | MODEL# | STANDARD FABRIC GRADES   |        |        |        |        |        |        |        |        |        |        |        |
|---|--------|--|--------|--------|--------|--------|--------|--------|--------|--------|--------|--------|--------|
|   |        | COM  | 2      | 3      | 4      | 5      | 6      | 7      | 8      | 9      | 10     | 11     | 12     |
|    | GC4271 | \$1173   | \$1224 | \$1272 | \$1338 | \$1432 | \$1465 | \$1548 | \$1702 | \$1779 | \$1924 | \$2121 | \$2366 |
|   |        |  |        |        |        |        |        |        |        |        |        |        |        |
|   |        |  |        |        |        |        |        |        |        |        |        |        |        |
|   |        |  |        |        |        |        |        |        |        |        |        |        |        |
|    | GC4272 | \$2136   | \$2214 | \$2284 | \$2382 | \$2524 | \$2575 | \$2697 | \$2929 | \$3044 | \$3259 | \$3556 | \$3924 |
|   |        |  |        |        |        |        |        |        |        |        |        |        |        |
|   |        |  |        |        |        |        |        |        |        |        |        |        |        |
|   |        |  |        |        |        |        |        |        |        |        |        |        |        |
|   | GC4273 | \$3164   | \$3270 | \$3363 | \$3495 | \$3683 | \$3751 | \$3917 | \$4223 | \$4377 | \$4664 | \$5060 | \$5549 |
|   |        |  |        |        |        |        |        |        |        |        |        |        |        |
|   |        |  |        |        |        |        |        |        |        |        |        |        |        |
|   |        |  |        |        |        |        |        |        |        |        |        |        |        |
|    | GC4276 | \$2977   | \$3057 | \$3128 | \$3225 | \$3367 | \$3419 | \$3540 | \$3772 | \$3888 | \$4102 | \$4401 | \$4767 |
|   |        |  |        |        |        |        |        |        |        |        |        |        |        |
|   |        |  |        |        |        |        |        |        |        |        |        |        |        |
|   |        |  |        |        |        |        |        |        |        |        |        |        |        |
| Single Seat Bench Bridge Left & Right<br>COM Yardage: 1.5<br>Freight Class: 100<br>Product Weight (lbs.): 24<br>Cubic Feet Per Carton: 2.9                  |        | Active weight 500 lbs.<br><b>Not freestanding.</b><br>Suspends between 2 units via linking brackets.   |        |        |        |        |        |        |        |        |        |        |        |
| Two Seat Bench Bridge Left & Right<br>COM Yardage: 2.25<br>Freight Class: 125<br>Product Weight (lbs.): 64<br>Cubic Feet Per Carton: 9.25                   |        | Active weight 500 lbs./seat.<br><b>Not freestanding.</b><br>Suspends between 2 units via linking brackets.   |        |        |        |        |        |        |        |        |        |        |        |
| Three Seat Bench Bridge Left & Right<br>COM Yardage: 3<br>Freight Class: 125<br>Product Weight (lbs.): 68<br>Cubic Feet Per Carton: 9.25                    |        | Active weight 500 lbs./seat.<br><b>Not freestanding.</b><br>Suspends between 2 units via linking brackets.   |        |        |        |        |        |        |        |        |        |        |        |
| Two Seat Bench Bridge Center Table Top, Left & Right<br>COM Yardage: 2.25<br>Freight Class: 250<br>Product Weight (lbs.): 32<br>Cubic Feet Per Carton: 9.25 |        | Active weight 500 lbs./seat.<br><b>Not freestanding.</b><br>Suspends between 2 units via linking brackets.<br>• Table top only offered in High Pressure Laminate |        |        |        |        |        |        |        |        |        |        |        |

| TABLE BRIDGES   | MODEL#    | DIMENSIONS   | FREIGHT CLASS | WT/LBS. | CUBIC FT. | LIST PRICE |
|---|-----------|--------------|---------------|---------|-----------|------------|
|   | GC4274-LP | 23 x 23 x 16 | 125           | 25      | 3.4       | \$839      |
|   | GC4274-HP | 23 x 23 x 16 | 125           | 25      | 3.4       | \$897      |
| <ul style="list-style-type: none"><li>• For a thermally fused laminate top (LP), specify model GC4274-LP.</li><li>• For a high pressure laminate top (HP), specify model GC4274-HP.</li></ul> |           |              |               |         |           |            |
| <b>1 end suspends to a seating unit via linking brackets.</b> 1" thick top with coordinating 3mm edge. Oval steel tube legs Reversible.   |           |              |               |         |           |            |
|   | GC4275-LP | 23 x 23 x 1  | 150           | 18      | 3.4       | \$587      |
|   | GC4275-HP | 23 x 23 x 1  | 150           | 18      | 3.4       | \$661      |
| <ul style="list-style-type: none"><li>• For a thermally fused laminate top (LP), specify model GC4275-LP.</li><li>• For a high pressure laminate top (HP), specify model GC4275-HP.</li></ul> |           |              |               |         |           |            |
| <b>Suspends between two seating units via linking brackets.</b> 1" thick top with coordinating 3mm edge No legs. Reversible.  |           |              |               |         |           |            |
|   | GC4277-LP | 35 x 35 x 16 | 125           | 45      | 6         | \$935      |
|   | GC4277-HP | 35 x 35 x 16 | 125           | 45      | 6         | \$1067     |
| <ul style="list-style-type: none"><li>• For a thermally fused laminate top (LP), specify model GC4277-LP.</li><li>• For a high pressure laminate top (HP), specify model GC4277-HP.</li></ul> |           |              |               |         |           |            |
| <b>Suspends between two seating units via linking brackets.</b> 1" thick top with coordinating 3mm edge. Oval steel tube legs Can be used for right or left corner.                           |           |              |               |         |           |            |
|   | GC4278-LP | 35 x 35 x 16 | 125           | 45      | 6         | \$935      |
|   | GC4278-HP | 35 x 35 x 16 | 125           | 45      | 6         | \$1067     |
| <ul style="list-style-type: none"><li>• For a thermally fused laminate top (LP), specify model GC4278-LP.</li><li>• For a high pressure laminate top (HP), specify model GC4278-HP.</li></ul> |           |              |               |         |           |            |
| <b>Suspends between two seating units via linking brackets.</b> 1" thick top with coordinating 3mm edge. Oval steel tube legs Can be used for right or left corner.                           |           |              |               |         |           |            |

GC-CITI



model GC7875



5" tubular metal leg  
(shown in Tungsten)



5" tapered wood leg  
(shown in Maple)

STANDARD FEATURES


- Fully upholstered contemporary design, complements timeless decor. Proportions are compact, 31" deep, works well in public spaces, lounges and lobbies.
- The steel leg brings a lightness of scale, while satisfying the need for accessibility
- GC Citi seat legs are 5" high tubular metal, standard in a Tungsten finish.
- The seat is fastened into place and removable over an open frame structure eliminating all barriers and traps below the surface.
- The seat cushion is fully encased by the upholstery with a nylon zippered opening for access if replacement is required. This method of upholstery when using Crypton or vinyl textiles prevents the interior construction from contact with spills and body fluids that could affect the products long-term performance
- Models have removable cushions. Cushions feature removable covers
- The interior wood frame has an interlocking construction providing superior strength and long-term durability
- Arm height on all models is 25"
- Casters are not available on this series
- For added comfort, seats are standard with high density Ultracell foam
- For healthcare textiles and finish options, visit the website at [www.globalfurnituregroup.com](http://www.globalfurnituregroup.com)
- Can be upholstered in standard Global textiles only if Healthcare compliance is not required.
- Shipped fully assembled

OPTIONAL FEATURES

- To add sealed seams to your product, contact customer care. Upcharges vary.
- For moisture barrier on seat, specify **(MB)**. Add \$199.
- Leg Type**  
**(MTL)** Metal legs  
**(WDL)** Wood legs. Add \$333.
- Leg Finish**  
**(TBL)** Black  
**(TTU)** Tungsten  
**(CHM)** Chrome. Add \$102. Please specify.
- Wood leg finish:**  
**(AAM)** Absolute  
**(BKM)** Black  
**(ACM)** Cherry  
**(EOM)** English Oak  
**(ECM)** Espresso Cafe  
**(TFM)** Fruitwood  
**(HGM)** Grey  
**(AHM)** Honey  
**(JOM)** Jet Onyx  
**(TMM)** Mahogany  
**(AVM)** Maple  
**(WHM)** White  
**(MWM)** Medium Walnut  
**(NLW)** Natural Walnut  
**(ASM)** Night  
**(NBM)** Noce Biondo  
**(NGM)** Noce Grigio  
**(NEM)** Noce Leggero  
**(NMM)** Noce Medio  
**(SBM)** Sandy Beach  
**(SKM)** Shaker Cherry  
**(TWM)** Walnut  
**(WTM)** WC Cream  
**(WCM)** Winter Cherry
- Glide Type** (wood legs)  
**(NM)** White, non-marking nylon glide for most surfaces. No upcharge.  
**(SG)** Steel cushioned glide for carpeted surfaces. Add \$36.  
**(RG)** Rubber, non-slip glide for most hard floor surfaces. Add \$36.  
**(FG)** Felt glide for most hard floor surfaces. Add \$36.

SUGGESTED APPLICATIONS


- Guest seating
- Lobbies
- Lounge/Waiting
- Resident rooms

| DESCRIPTION   | MODEL# | STANDARD FABRIC GRADES |        |        |                 |        |        |                 |        |        |        |        |        |
|---|--------|------------------------|--------|--------|-----------------|--------|--------|-----------------|--------|--------|--------|--------|--------|
|   |        | COM                    | 2      | 3      | 4               | 5      | 6      | 7               | 8      | 9      | 10     | 11     | 12     |
| <br><b>Lounge Chair</b><br>COM Yardage: 4.75<br>Freight Class: 250<br>Product Weight (lbs.): 67<br>Cubic Feet Per Carton: 21 | GC7875 | \$2075                 | \$2260 | \$2415 | \$2642          | \$2963 | \$3115 | \$3405          | \$3871 | \$4228 | \$4627 | \$5447 | \$6321 |
|   |        | OVERALL DIMENSIONS     |        |        | SEAT DIMENSIONS |        |        | BACK DIMENSIONS |        |        |        |        |        |
|   |        | W                      | D      | H      | W               | D      | H      | W               | H      |        |        |        |        |
|   |        | 30                     | 31     | 30     | 22              | 19.5   | 17.5   | 22              | 12.5   |        |        |        |        |

GC-COMET



model GC2180 (TUN)



Black Plastic Arms



Wallsaver Leg

STANDARD FEATURES


- The rounded steel frame and durable seat cushion will ensure years of use.
- Black plastic arms are standard.
- This bariatric model has been specially designed in consultation with healthcare specialists to meet the needs of larger individuals.
- Reinforced steel seat frame accommodates users up to 500 pounds.
- For added comfort, seats are standard with high density Ultracell bio foam.
- The steel frame is available in Black (TBL), Buzz Blue (TBZ), Cactus (TCC), Carrot (TCR), Cloud (TIV), Designer White (TDW), Dijon (TDJ), Eggplant (TEG), Fog (TFO), Frost (TFR), Ink (TIN), Kalua (TKA), Latte (TLA), Mocha (TMO), Nevada (TNE), Sand (TSN), Scarlet (TSR), Shadow (TSH), Toast (TOA) and Tungsten (TTU). Please specify.
- Standard glide is a plastic dome shape on back legs, flat glide on front legs.
- Bariatric models stack 2 high on floor. No dolly available.
- For Globalcare textiles and finish options, visit the website at [globalfurnituregroup.com](http://globalfurnituregroup.com)
- Can be upholstered in standard Global textiles only if Healthcare compliance is not required.
- Shipped fully assembled

OPTIONAL FEATURES

- Plastic arms available in Shadow (SHW) and Toast (TOA). Please specify. Add \$47.
- A selection of glide options is available. Glides must be chosen to best suit flooring type and site conditions.
- Steel cushioned glides (B) are available - Add \$33.
- Glides with felt pads (FG) are available for vinyl sheet, cork or laminate flooring. Please specify. Add \$64.
- Glides with rubber pads (RG) are available for vinyl, hardwood, laminate, stone or ceramic flooring. Please specify. Add \$64.
- For moisture barrier on seat, specify (MB). Add \$204.
- **Frame finish**  
Painted finishes - no upcharge:  
(TBL) Black  
(TBZ) Buzz Blue  
(TCC) Cactus  
(TCR) Carrot  
(TIV) Cloud  
(TDW) Designer White  
(TDJ) Dijon  
(TEG) Eggplant  
(TFO) Fog  
(TFR) Frost  
(TIN) Ink  
(TKA) Kalua  
(TLA) Latte  
(TMO) Mocha  
(TNE) Nevada  
(TSN) Sand  
(TSR) Scarlet  
(TSH) Shadow  
(TOA) Toast  
(TTU) Tungsten  
Plated finish - Add \$36:  
(CHM) Chrome

SUGGESTED APPLICATIONS

- Bariatric seating
- Patient Rooms
- Waiting Areas
- Exam Rooms
- Guest Seating
- Dining Rooms

| DESCRIPTION   | MODEL#                 | STANDARD FABRIC GRADES |        |        |                 |        |        |                 |        |        |        |        |        |
|---|------------------------|------------------------|--------|--------|-----------------|--------|--------|-----------------|--------|--------|--------|--------|--------|
| <br><b>Bariatric Lounge Chair</b><br>COM Yardage: 1.75<br>Freight Class: 300<br>Product Weight (lbs.): 44<br>Cubic Feet Per Carton: 23 |                        | COM                    | 2      | 3      | 4               | 5      | 6      | 7               | 8      | 9      | 10     | 11     | 12     |
|   | GC2180                 | \$1311                 | \$1372 | \$1427 | \$1504          | \$1613 | \$1653 | \$1750          | \$1932 | \$2020 | \$2188 | \$2418 | \$2702 |
|   |                        | OVERALL DIMENSIONS     |        |        | SEAT DIMENSIONS |        |        | BACK DIMENSIONS |        |        |        |        |        |
|   |                        | W                      | D      | H      | W               | D      | H      | W               | H      |        |        |        |        |
|   | Active weight 500 lbs. | 31.5                   | 27     | 38     | 26.5            | 18.5   | 18     | 26.5            | 20     |        |        |        |        |

Active weight 500 lbs.

GC ISLANDS



model GC4075

model GC4076

STANDARD FEATURES



- GC Islands offers wood guest seating with contemporary styling.
- Two back styles: Upholstered back pad or horizontal wood slat back.
- Legs are equipped with White non-marking polypropylene glides. Suitable for both carpet and hard surface flooring.
- All cushions are fixed and non-removable.
- Cushions are made with highly resilient foam and seats are equipped with a synthetic rubberized webbing suspension system for extra comfort
- Seat cushion underside is finished with a Black impermeable surface material
- Does not stack
- For Globalcare textiles and finish options, visit the website at [globalfurnituregroup.com](http://globalfurnituregroup.com).
- Can be upholstered in standard Global textiles if Healthcare compliance is not required.

OPTIONAL FEATURES

- Wood frame available in Absolute (AAM), Black (BKM), Cherry (ACM), English Oak (EOM), Espresso Cafe (ECM), Fruitwood (TFM), Gray (HGM), Honey (AHM), Mahogany (TMM), Maple (AVM), Medium Walnut (MWM), Natural Walnut (NLW), Night (ASM), Noce Biondo (NBM), Noce Grigio (NGM), Noce Leggero (NEM), Noce Medio (NMM), Sandy Beach (SKM), Shaker Cherry (SKM), Silver Oak (SOM), Walnut (TWM), WC Cream (WTM), White (WHM) and Winter Cherry (WCM). Please specify.
- For moisture barrier on seat, specify **(MB)**. Add **\$137** per seat.
- Back sealed seam available, please specify **(S2)**. Add **\$41**.

SUGGESTED APPLICATIONS

- Dining/Cafeteria
- Guest seating
- Lobbies
- Lounge/Waiting
- Office/Meeting
- Patient rooms
- Resident rooms

| DESCRIPTION   |                                      | MODEL#                 | STANDARD FABRIC GRADES |        |        |                 |        |        |                 |        |        |        |        |        |
|---|--------------------------------------|------------------------|------------------------|--------|--------|-----------------|--------|--------|-----------------|--------|--------|--------|--------|--------|
|   |                                      |                        | COM                    | 2      | 3      | 4               | 5      | 6      | 7               | 8      | 9      | 10     | 11     | 12     |
|   |                                      | GC4075                 | \$1073                 | \$1120 | \$1167 | \$1237          | \$1330 | \$1373 | \$1453          | \$1589 | \$1695 | \$1810 | \$2049 | \$2297 |
|   |                                      |                        | OVERALL DIMENSIONS     |        |        | SEAT DIMENSIONS |        |        | BACK DIMENSIONS |        |        |        |        |        |
|   |                                      |                        | W                      | D      | H      | W               | D      | H      | W               | H      |        |        |        |        |
|   | Armchair w/Upholstered Back          | Active weight 300 lbs. | 24.5                   | 23.5   | 32     | 20.5            | 18     | 18.5   | 19              | 13     |        |        |        |        |
|   | COM Yardage: 1.5                     |                        |                        |        |        |                 |        |        |                 |        |        |        |        |        |
|   | Freight Class: 300                   | Does not stack.        |                        |        |        |                 |        |        |                 |        |        |        |        |        |
| Product Weight (lbs.): 25   |                                      |                        |                        |        |        |                 |        |        |                 |        |        |        |        |        |
| Cubic Feet Per Carton: 13.25  |                                      |                        |                        |        |        |                 |        |        |                 |        |        |        |        |        |
|   |                                      |                        |                        |        |        |                 |        |        |                 |        |        |        |        |        |
|  |                                      |                        | COM                    | 2      | 3      | 4               | 5      | 6      | 7               | 8      | 9      | 10     | 11     | 12     |
|   |                                      | GC4076                 | \$1160                 | \$1193 | \$1224 | \$1274          | \$1339 | \$1364 | \$1425          | \$1511 | \$1583 | \$1653 | \$1819 | \$1985 |
|   |                                      |                        | OVERALL DIMENSIONS     |        |        | SEAT DIMENSIONS |        |        | BACK DIMENSIONS |        |        |        |        |        |
|   |                                      |                        | W                      | D      | H      | W               | D      | H      | W               | H      |        |        |        |        |
|   | Armchair w/Horizontal Wood Slat Back | Active weight 300 lbs. | 24.5                   | 23.5   | 32     | 20.5            | 18     | 18.5   | 19              | 13     |        |        |        |        |
|   | COM Yardage: 1                       |                        |                        |        |        |                 |        |        |                 |        |        |        |        |        |
|   | Freight Class: 300                   | Does not stack.        |                        |        |        |                 |        |        |                 |        |        |        |        |        |
| Product Weight (lbs.): 25   |                                      |                        |                        |        |        |                 |        |        |                 |        |        |        |        |        |
| Cubic Feet Per Carton: 13.25  |                                      |                        |                        |        |        |                 |        |        |                 |        |        |        |        |        |

## GC SIDERO™



model GC6923

## STANDARD FEATURES

- GC Sidero is a collection of contemporary multi-purpose stacking chairs with a sculptured look, featuring wide, curved arms and a round tubular wall saver steel frame.
- Available in arm and armless models (except on bariatric models) with three seat widths, two back heights, and a four-legged and sled base frame.
- Offers options that allow the chair to meet rigorous infection prevention control requirements.
- Compound curved back provides comfort and support in multiple seating positions
- Rugged steel frame made from round welded steel tubing 7/8" dia.
- Frames feature a wall saver design to prevent back contact with wall
- Standard glide is durable Black polypropylene
- For added comfort, seats are standard with high density Ultracell bio foam
- Three seat widths: 19.5" (standard size), 24" (mid size) and 30" (bariatric).
- Two different back constructions are offered:
  1. Concealed back attachment: two piece back covering the back support brackets when fastened in place.
  2. Single piece back with a pullover style upholstery cover and support bracket fastened on the outer back.
- Low back and high back models are available:
  1. Low back version is available on all three seat widths: 15.5" high.
  2. High back version on 19" and 24" seat widths: 21" high.
  3. High back version on bariatric 30" seat width: 21.75" high.
- Fiberglass nylon reinforced arms have a generous width and extend to the front of the seat. They offer additional support and help to stabilize users as they sit or exit the chair. Available in Black only.
- Select GC Sidero models are equipped with a polypropylene seat shroud that helps avoid frame imprints on upholstered seats when chairs are stacked. Protective seat shroud is standard on all 19.5" seat width models.
- 30" Bariatric and 24" seat width models do not have a seat shroud and are standard with a vinyl covered seat underside.
- Active weight capacity for 19.5" seat width models is up to 300 lbs., and up to 500 lbs for 24" seat width and Bariatric models.
- For healthcare textiles and finish options, visit the website at [globalfurnituregroup.com](http://globalfurnituregroup.com).
- Can be upholstered in standard Global textiles if healthcare compliance is not required.

| SEAT WIDTH    | STACKING CAPABILITIES   |
|---------------|---|
| 19.5"         | Four-legged armchairs and side chairs can stack up to 5 high on the floor or 8 high on dolly #2125WS. Sled base armchairs and side chairs do not stack. |
| 24" midsize   | Four-legged armchairs and side chairs can stack up to 5 high on the floor. No dolly is available. Sled base armchairs and side chairs do not stack.     |
| 30" bariatric | Four-legged armchairs can stack up to 2 high on the floor. No dolly is available. Sled base models do not stack.  |


## OPTIONAL FEATURES


- To respond to higher expectations for housekeeping and infection prevention, single piece back underside and all seat pan undersides can be completely sealed and seat shroud (if standard on the model) would be removed.
  - For standard models with single piece back, please specify **(BSS)**. Add **\$76**.
  - For standard models with concealed attachment back, please specify **(STS)**. Add **\$50**.
  - For 24" width models with single piece back, please specify **(BSS)**. Add **\$89**.
  - For 24" width models with concealed attachment back, please specify **(STS)**. Add **\$69**.
  - For bariatric models with single piece back, please specify **(BSS)**. Add **\$108**.
  - For bariatric models with concealed attachment back, please specify **(STS)**. Add **\$70**.
- Chrome frame available, please specify **(CHM)**. Add **\$47** list upcharge.
- A selection of glide options is available. Glides must be chosen to best suit flooring type and site conditions.
- For hard surface floors, please specify opaque non-marking glides **(NM)**. No upcharge.
- Steel cushioned glides **(B)** are available on four legged models. Add **\$33** list upcharge.
- Glides with felt pads **(FG)** are available for vinyl sheet, cork or laminate flooring. Please specify. Add **\$64**.
- Glides with rubber pads **(RG)** are available for vinyl, hardwood, laminate, stone or ceramic flooring. Please specify. Add **\$64**.
- Seams can be sealed to prevent penetration of fluids through the stitching. Sealed seams are only available with select textiles. Please contact CustomerCare for more information.
- Moisture Barrier for 19.5" seat width - Add \$137 list upcharge per seat. For 24" seat width models - Add \$137 list upcharge per seat.. For Bariatric models - Add \$209 list upcharge per seat.
- **Frame finish**  
Painted finishes - no upcharge:  
**(TBL)** Black  
**(TIV)** Cloud  
**(TDW)** Designer White  
**(TFO)** Fog  
**(TFR)** Frost  
**(TKA)** Kalua  
**(TLA)** Latte  
**(TMO)** Mocha  
**(TNE)** Nevada  
**(TSN)** Sand  
**(TSH)** Shadow  
**(TOA)** Toast  
**(TTU)** Tungsten  
Plated finish - Add \$47:  
**(CHM)** Chrome


## SUGGESTED APPLICATIONS


- Bariatric seating (some models)
- Dining/Cafeteria
- Guest seating
- Lobbies
- Lounge/Waiting
- Office/Meeting
- Patient rooms
- Resident rooms
- Stacking
- Treatment/Exam rooms


SEATING

| DESCRIPTION  |                    | MODEL#                 | STANDARD FABRIC GRADES |                 |       |        |                 |        |        |        |        |        |        |  |
|--|--------------------|------------------------|------------------------|-----------------|-------|--------|-----------------|--------|--------|--------|--------|--------|--------|--|
|   |                    | COM                    | 2                      | 3               | 4     | 5      | 6               | 7      | 8      | 9      | 10     | 11     | 12     |  |
|  | GC6900             | \$713                  | \$780                  | \$837           | \$920 | \$1040 | \$1096          | \$1202 | \$1376 | \$1508 | \$1653 | \$1955 | \$2279 |  |
|  |                    |                        |                        |                 |       |        |                 |        |        |        |        |        |        |  |
|  | OVERALL DIMENSIONS |                        |                        | SEAT DIMENSIONS |       |        | BACK DIMENSIONS |        |        |        |        |        |        |  |
|  |                    | W                      | D                      | H               | W     | D      | H               | W      | H      |        |        |        |        |  |
|  |                    | 25.5                   | 24                     | 33              | 19.5  | 18     | 17.5            | 19     | 15.5   |        |        |        |        |  |
| <b>LB Stacking Armchair, 4 Leg Base</b> with concealed attachment<br>COM Yardage: 1.25<br>Freight Class: 250<br>Product Weight (lbs.): 29<br>Cubic Feet Per Carton: 13.5 |                    | Active weight 300 lbs. |                        |                 |       |        |                 |        |        |        |        |        |        |  |






|   |                    |                        |       |                 |        |        |                 |        |        |        |        |        |        |  |
|---|--------------------|------------------------|-------|-----------------|--------|--------|-----------------|--------|--------|--------|--------|--------|--------|--|
|    |                    | COM                    | 2     | 3               | 4      | 5      | 6               | 7      | 8      | 9      | 10     | 11     | 12     |  |
|   | GC6900HB           | \$868                  | \$943 | \$1010          | \$1105 | \$1241 | \$1304          | \$1425 | \$1622 | \$1774 | \$1939 | \$2285 | \$2652 |  |
|   |                    |                        |       |                 |        |        |                 |        |        |        |        |        |        |  |
|   | OVERALL DIMENSIONS |                        |       | SEAT DIMENSIONS |        |        | BACK DIMENSIONS |        |        |        |        |        |        |  |
|   |                    | W                      | D     | H               | W      | D      | H               | W      | H      |        |        |        |        |  |
|   |                    | 25.5                   | 24    | 38.5            | 19.5   | 18     | 17.5            | 19     | 21     |        |        |        |        |  |
| <b>HB Stacking Armchair, 4 Leg Base</b> with concealed attachment<br>COM Yardage: 1.75<br>Freight Class: 250<br>Product Weight (lbs.): 33<br>Cubic Feet Per Carton: 15.25 |                    | Active weight 300 lbs. |       |                 |        |        |                 |        |        |        |        |        |        |  |





|  |                    |                        |       |                 |       |       |                 |        |        |        |        |        |        |  |
|--|--------------------|------------------------|-------|-----------------|-------|-------|-----------------|--------|--------|--------|--------|--------|--------|--|
|    |                    | COM                    | 2     | 3               | 4     | 5     | 6               | 7      | 8      | 9      | 10     | 11     | 12     |  |
|  | GC6901             | \$670                  | \$736 | \$798           | \$879 | \$998 | \$1056          | \$1162 | \$1333 | \$1466 | \$1611 | \$1912 | \$2237 |  |
|  |                    |                        |       |                 |       |       |                 |        |        |        |        |        |        |  |
|  | OVERALL DIMENSIONS |                        |       | SEAT DIMENSIONS |       |       | BACK DIMENSIONS |        |        |        |        |        |        |  |
|  |                    | W                      | D     | H               | W     | D     | H               | W      | H      |        |        |        |        |  |
|  |                    | 21                     | 24    | 33              | 19.5  | 18    | 17.5            | 19     | 15.5   |        |        |        |        |  |
| <b>LB Stacking Chair, 4 Leg Base</b> with concealed attachment<br>COM Yardage: 1.25<br>Freight Class: 250<br>Product Weight (lbs.): 26<br>Cubic Feet Per Carton: 11.25 |                    | Active weight 300 lbs. |       |                 |       |       |                 |        |        |        |        |        |        |  |






|   |                    |                        |       |                 |        |        |                 |        |        |        |        |        |        |  |
|---|--------------------|------------------------|-------|-----------------|--------|--------|-----------------|--------|--------|--------|--------|--------|--------|--|
|    |                    | COM                    | 2     | 3               | 4      | 5      | 6               | 7      | 8      | 9      | 10     | 11     | 12     |  |
|   | GC6901HB           | \$822                  | \$897 | \$964           | \$1059 | \$1195 | \$1258          | \$1379 | \$1576 | \$1728 | \$1893 | \$2239 | \$2606 |  |
|   |                    |                        |       |                 |        |        |                 |        |        |        |        |        |        |  |
|   | OVERALL DIMENSIONS |                        |       | SEAT DIMENSIONS |        |        | BACK DIMENSIONS |        |        |        |        |        |        |  |
|   |                    | W                      | D     | H               | W      | D      | H               | W      | H      |        |        |        |        |  |
|   |                    | 21                     | 24    | 38.5            | 19.5   | 18     | 17.5            | 19     | 21     |        |        |        |        |  |
| <b>HB Stacking Chair, 4 Leg Base</b> with concealed attachment<br>COM Yardage: 1.75<br>Freight Class: 250<br>Product Weight (lbs.): 30<br>Cubic Feet Per Carton: 14.5 |                    | Active weight 300 lbs. |       |                 |        |        |                 |        |        |        |        |        |        |  |

|  |                    |  |        |                 |        |        |                 |        |        |        |        |        |        |  |
|--|--------------------|--|--------|-----------------|--------|--------|-----------------|--------|--------|--------|--------|--------|--------|--|
|   |                    | COM  | 2      | 3               | 4      | 5      | 6               | 7      | 8      | 9      | 10     | 11     | 12     |  |
|  | GC6902             | \$938  | \$1005 | \$1062          | \$1146 | \$1265 | \$1321          | \$1427 | \$1601 | \$1735 | \$1881 | \$2181 | \$2504 |  |
|  |                    |  |        |                 |        |        |                 |        |        |        |        |        |        |  |
|  | OVERALL DIMENSIONS |  |        | SEAT DIMENSIONS |        |        | BACK DIMENSIONS |        |        |        |        |        |        |  |
|  |                    | W  | D      | H               | W      | D      | H               | W      | H      |        |        |        |        |  |
|  |                    | 25.5   | 24     | 33              | 19.5   | 18     | 17.5            | 19     | 15.5   |        |        |        |        |  |
| <b>LB Armchair, Sled Base</b> with concealed attachment<br>COM Yardage: 1.25<br>Freight Class: 250<br>Product Weight (lbs.): 32<br>Cubic Feet Per Carton: 13.5 |                    | Active weight 300 lbs.<br><b>Does not stack.</b> |        |                 |        |        |                 |        |        |        |        |        |        |  |



| DESCRIPTION   |                    | MODEL#   | STANDARD FABRIC GRADES |                 |        |        |                 |        |        |        |        |        |        |  |
|---|--------------------|--|------------------------|-----------------|--------|--------|-----------------|--------|--------|--------|--------|--------|--------|--|
|    |                    | COM  | 2                      | 3               | 4      | 5      | 6               | 7      | 8      | 9      | 10     | 11     | 12     |  |
|   | GC6902HB           | \$1013   | \$1088                 | \$1155          | \$1250 | \$1386 | \$1449          | \$1570 | \$1767 | \$1919 | \$2084 | \$2430 | \$2797 |  |
|   | OVERALL DIMENSIONS |  |                        | SEAT DIMENSIONS |        |        | BACK DIMENSIONS |        |        |        |        |        |        |  |
|   | W                  | D  | H                      | W               | D      | H      | W               | H      |        |        |        |        |        |  |
| <b>HB Armchair, Sled Base</b> with concealed attachment<br>COM Yardage: 1.75<br>Freight Class: 250<br>Product Weight (lbs.): 36<br>Cubic Feet Per Carton: 15.25   |                    | Active weight 300 lbs.<br><b>Does not stack.</b>   | 25.5                   | 24              | 38.5   | 19.5   | 18              | 17.5   |        | 19     | 21     |        |        |  |
|    |                    | COM  | 2                      | 3               | 4      | 5      | 6               | 7      | 8      | 9      | 10     | 11     | 12     |  |
|   | GC6903             | \$889  | \$954                  | \$1011          | \$1095 | \$1214 | \$1270          | \$1376 | \$1550 | \$1684 | \$1830 | \$2130 | \$2453 |  |
|   | OVERALL DIMENSIONS |  |                        | SEAT DIMENSIONS |        |        | BACK DIMENSIONS |        |        |        |        |        |        |  |
|   | W                  | D  | H                      | W               | D      | H      | W               | H      |        |        |        |        |        |  |
| <b>LB Side Chair, Sled Base</b> with concealed attachment<br>COM Yardage: 1.25<br>Freight Class: 250<br>Product Weight (lbs.): 30<br>Cubic Feet Per Carton: 11.25 |                    | Active weight 300 lbs.<br><b>Does not stack.</b>   | 21                     | 24              | 33     | 19.5   | 18              | 17.5   |        | 19     | 15.5   |        |        |  |
|   |                    | COM  | 2                      | 3               | 4      | 5      | 6               | 7      | 8      | 9      | 10     | 11     | 12     |  |
|   | GC6903HB           | \$1056   | \$1130                 | \$1199          | \$1295 | \$1431 | \$1492          | \$1617 | \$1810 | \$1961 | \$2127 | \$2475 | \$2842 |  |
|   | OVERALL DIMENSIONS |  |                        | SEAT DIMENSIONS |        |        | BACK DIMENSIONS |        |        |        |        |        |        |  |
|   | W                  | D  | H                      | W               | D      | H      | W               | H      |        |        |        |        |        |  |
| <b>HB Side Chair, Sled Base</b> with concealed attachment<br>COM Yardage: 1.75<br>Freight Class: 250<br>Product Weight (lbs.): 34<br>Cubic Feet Per Carton: 14.5  |                    | Active weight 300 lbs.<br><b>Does not stack.</b>   | 21                     | 24              | 38.5   | 19.5   | 18              | 17.5   |        | 19     | 21     |        |        |  |
|    |                    | COM  | 2                      | 3               | 4      | 5      | 6               | 7      | 8      | 9      | 10     | 11     | 12     |  |
|   | GC6912             | \$690  | \$736                  | \$782           | \$840  | \$923  | \$963           | \$1041 | \$1163 | \$1257 | \$1360 | \$1576 | \$1807 |  |
|   | OVERALL DIMENSIONS |  |                        | SEAT DIMENSIONS |        |        | BACK DIMENSIONS |        |        |        |        |        |        |  |
|   | W                  | D  | H                      | W               | D      | H      | W               | H      |        |        |        |        |        |  |
| <b>Low Back Stacking Chair 4 Leg Base</b><br>COM Yardage: 1.75<br>Freight Class: 250<br>Product Weight (lbs.): 26<br>Cubic Feet Per Carton: 11.25                 |                    | Active weight 300 lbs.<br>Single piece back with pullover style upholstery cover with <b>exposed support brackets</b> on the outer back. | 21                     | 24              | 33     | 19.5   | 18              | 17.5   |        | 19     | 15.5   |        |        |  |
|    |                    | COM  | 2                      | 3               | 4      | 5      | 6               | 7      | 8      | 9      | 10     | 11     | 12     |  |
|   | GC6912HB           | \$831  | \$897                  | \$954           | \$1038 | \$1157 | \$1213          | \$1319 | \$1493 | \$1627 | \$1773 | \$2073 | \$2396 |  |
|   | OVERALL DIMENSIONS |  |                        | SEAT DIMENSIONS |        |        | BACK DIMENSIONS |        |        |        |        |        |        |  |
|   | W                  | D  | H                      | W               | D      | H      | W               | H      |        |        |        |        |        |  |
| <b>High Back Stacking Chair 4 Leg Base</b><br>COM Yardage: 1.75<br>Freight Class: 250<br>Product Weight (lbs.): 30<br>Cubic Feet Per Carton: 14.5                 |                    | Active weight 300 lbs.<br>Single piece back with pullover style upholstery cover with <b>exposed support brackets</b> on the outer back. | 21                     | 24              | 38.5   | 19.5   | 18              | 17.5   |        | 19     | 21     |        |        |  |





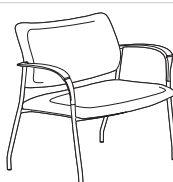
| DESCRIPTION  | MODEL#             | STANDARD FABRIC GRADES |        |                 |        |        |                 |        |        |        |        |        |        |
|--|--------------------|------------------------|--------|-----------------|--------|--------|-----------------|--------|--------|--------|--------|--------|--------|
|   |                    | COM                    | 2      | 3               | 4      | 5      | 6               | 7      | 8      | 9      | 10     | 11     | 12     |
|  | GC6913             | \$734                  | \$780  | \$826           | \$884  | \$967  | \$1007          | \$1085 | \$1207 | \$1301 | \$1404 | \$1620 | \$1851 |
|  |                    |                        |        |                 |        |        |                 |        |        |        |        |        |        |
|  | OVERALL DIMENSIONS |                        |        | SEAT DIMENSIONS |        |        | BACK DIMENSIONS |        |        |        |        |        |        |
|  | W                  | D                      | H      | W               | D      | H      | W               | H      |        |        |        |        |        |
| LB Stacking Armchair, 4 Leg Base<br>COM Yardage: 1.25<br>Freight Class: 250<br>Product VWeight (lbs.): 29<br>Cubic Feet Per Carton: 13.5                           |                    | 25.5                   | 24     | 33              | 19.5   | 18     | 17.5            | 19     | 15.5   |        |        |        |        |
| Active weight 300 lbs.<br>Single piece back with pullover style upholstery cover with <b>exposed support brackets</b> on the outer back.                           |                    |                        |        |                 |        |        |                 |        |        |        |        |        |        |
|   |                    | COM                    | 2      | 3               | 4      | 5      | 6               | 7      | 8      | 9      | 10     | 11     | 12     |
|  | GC6913HB           | \$876                  | \$943  | \$1000          | \$1083 | \$1203 | \$1259          | \$1365 | \$1539 | \$1671 | \$1816 | \$2118 | \$2442 |
|  |                    |                        |        |                 |        |        |                 |        |        |        |        |        |        |
|  | OVERALL DIMENSIONS |                        |        | SEAT DIMENSIONS |        |        | BACK DIMENSIONS |        |        |        |        |        |        |
|  | W                  | D                      | H      | W               | D      | H      | W               | H      |        |        |        |        |        |
| HB Stacking Armchair, 4 Leg Base<br>COM Yardage: 1.75<br>Freight Class: 250<br>Product VWeight (lbs.): 33<br>Cubic Feet Per Carton: 15.25                          |                    | 25.5                   | 24     | 38.5            | 19.5   | 18     | 17.5            | 19     | 21     |        |        |        |        |
| Active weight 300 lbs.<br>Single piece back with pullover style upholstery cover with <b>exposed support brackets</b> on the outer back.                           |                    |                        |        |                 |        |        |                 |        |        |        |        |        |        |
|    |                    | COM                    | 2      | 3               | 4      | 5      | 6               | 7      | 8      | 9      | 10     | 11     | 12     |
|  | GC6914             | \$959                  | \$1005 | \$1051          | \$1110 | \$1194 | \$1233          | \$1311 | \$1433 | \$1527 | \$1631 | \$1849 | \$2077 |
|  |                    |                        |        |                 |        |        |                 |        |        |        |        |        |        |
|  | OVERALL DIMENSIONS |                        |        | SEAT DIMENSIONS |        |        | BACK DIMENSIONS |        |        |        |        |        |        |
|  | W                  | D                      | H      | W               | D      | H      | W               | H      |        |        |        |        |        |
| LB Armchair, Sled Base<br>COM Yardage: 1.75<br>Freight Class: 250<br>Product Weight (lbs.): 32<br>Cubic Feet Per Carton: 13.5                                      |                    | 25.5                   | 24     | 33              | 19.5   | 18     | 17.5            | 19     | 15.5   |        |        |        |        |
| Active weight 300 lbs.<br>Single piece back with pullover style upholstery cover with <b>exposed support brackets</b> on the outer back.                           |                    |                        |        |                 |        |        |                 |        |        |        |        |        |        |
|   |                    | COM                    | 2      | 3               | 4      | 5      | 6               | 7      | 8      | 9      | 10     | 11     | 12     |
|  | GC6914HB           | \$1112                 | \$1177 | \$1234          | \$1318 | \$1437 | \$1493          | \$1599 | \$1773 | \$1907 | \$2053 | \$2353 | \$2676 |
|  |                    |                        |        |                 |        |        |                 |        |        |        |        |        |        |
|  | OVERALL DIMENSIONS |                        |        | SEAT DIMENSIONS |        |        | BACK DIMENSIONS |        |        |        |        |        |        |
|  | W                  | D                      | H      | W               | D      | H      | W               | H      |        |        |        |        |        |
| LB Armchair, Sled Base<br>COM Yardage: 1.75<br>Freight Class: 250<br>Product Weight (lbs.): 36<br>Cubic Feet Per Carton: 15.25                                     |                    | 25.5                   | 24     | 38.5            | 19.5   | 18     | 17.5            | 19     | 21     |        |        |        |        |
| Active weight 300 lbs.<br>Single piece back with pullover style upholstery cover with <b>exposed support brackets</b> on the outer back.<br><b>Does not stack.</b> |                    |                        |        |                 |        |        |                 |        |        |        |        |        |        |
|   |                    | COM                    | 2      | 3               | 4      | 5      | 6               | 7      | 8      | 9      | 10     | 11     | 12     |
|  | GC6915             | \$908                  | \$954  | \$1000          | \$1059 | \$1143 | \$1182          | \$1260 | \$1382 | \$1476 | \$1580 | \$1798 | \$2026 |
|  |                    |                        |        |                 |        |        |                 |        |        |        |        |        |        |
|  | OVERALL DIMENSIONS |                        |        | SEAT DIMENSIONS |        |        | BACK DIMENSIONS |        |        |        |        |        |        |
|  | W                  | D                      | H      | W               | D      | H      | W               | H      |        |        |        |        |        |
| Low Back Side Chair, Sled Base<br>COM Yardage: 1.25<br>Freight Class: 250<br>Product Weight (lbs.): 30<br>Cubic Feet Per Carton: 11.25                             |                    | 21                     | 24     | 33              | 19.5   | 18     | 17.5            | 19     | 15.5   |        |        |        |        |
| Active weight 300 lbs.<br>Single piece back with pullover style upholstery cover with <b>exposed support brackets</b> on the outer back.<br><b>Does not stack.</b> |                    |                        |        |                 |        |        |                 |        |        |        |        |        |        |

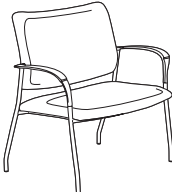




| DESCRIPTION   | MODEL#   | STANDARD FABRIC GRADES |        |        |        |        |        |        |        |        |        |        |        |
|---|----------|------------------------|--------|--------|--------|--------|--------|--------|--------|--------|--------|--------|--------|
|    |          | COM                    | 2      | 3      | 4      | 5      | 6      | 7      | 8      | 9      | 10     | 11     | 12     |
|   | GC6915HB | \$1064                 | \$1130 | \$1192 | \$1273 | \$1392 | \$1450 | \$1556 | \$1727 | \$1860 | \$2005 | \$2306 | \$2631 |
|   |          |                        |        |        |        |        |        |        |        |        |        |        |        |
|   |          |                        |        |        |        |        |        |        |        |        |        |        |        |
| <b>HB Side Chair, Sled Base</b><br>COM Yardage: 1.75<br>Freight Class: 250<br>Product Weight (lbs.): 34<br>Cubic Feet Per Carton: 14.5                |          |                        |        |        |        |        |        |        |        |        |        |        |        |
|   |          |                        |        |        |        |        |        |        |        |        |        |        |        |
|   |          |                        |        |        |        |        |        |        |        |        |        |        |        |
|   |          |                        |        |        |        |        |        |        |        |        |        |        |        |
|    |          | COM                    | 2      | 3      | 4      | 5      | 6      | 7      | 8      | 9      | 10     | 11     | 12     |
|   | GC6916   | \$1067                 | \$1133 | \$1195 | \$1276 | \$1395 | \$1453 | \$1559 | \$1730 | \$1863 | \$2008 | \$2309 | \$2634 |
|   |          |                        |        |        |        |        |        |        |        |        |        |        |        |
|   |          |                        |        |        |        |        |        |        |        |        |        |        |        |
| <b>LB Midsize Stacking Armchair, 4 Leg Base</b><br>COM Yardage: 1.75<br>Freight Class: 250<br>Product Weight (lbs.): 34<br>Cubic Feet Per Carton: 16. |          |                        |        |        |        |        |        |        |        |        |        |        |        |
|   |          |                        |        |        |        |        |        |        |        |        |        |        |        |
|   |          |                        |        |        |        |        |        |        |        |        |        |        |        |
|   |          |                        |        |        |        |        |        |        |        |        |        |        |        |
|   |          | COM                    | 2      | 3      | 4      | 5      | 6      | 7      | 8      | 9      | 10     | 11     | 12     |
|   | GC6916HB | \$1220                 | \$1295 | \$1362 | \$1457 | \$1593 | \$1656 | \$1777 | \$1974 | \$2126 | \$2291 | \$2637 | \$3004 |
|   |          |                        |        |        |        |        |        |        |        |        |        |        |        |
|   |          |                        |        |        |        |        |        |        |        |        |        |        |        |
| <b>HB Midsize Stacking Armchair, 4 Leg Base</b><br>COM Yardage: 2<br>Freight Class: 250<br>Product Weight (lbs.): 37<br>Cubic Feet Per Carton: 18.25  |          |                        |        |        |        |        |        |        |        |        |        |        |        |
|   |          |                        |        |        |        |        |        |        |        |        |        |        |        |
|   |          |                        |        |        |        |        |        |        |        |        |        |        |        |
|   |          |                        |        |        |        |        |        |        |        |        |        |        |        |
|    |          | COM                    | 2      | 3      | 4      | 5      | 6      | 7      | 8      | 9      | 10     | 11     | 12     |
|   | GC6917   | \$1023                 | \$1089 | \$1151 | \$1232 | \$1351 | \$1409 | \$1515 | \$1686 | \$1819 | \$1964 | \$2265 | \$2590 |
|   |          |                        |        |        |        |        |        |        |        |        |        |        |        |
|   |          |                        |        |        |        |        |        |        |        |        |        |        |        |
| <b>LB Midsize Stacking Chair, 4 Leg Base</b><br>COM Yardage: 2<br>Freight Class: 250<br>Product Weight (lbs.): 30<br>Cubic Feet Per Carton: 14.5      |          |                        |        |        |        |        |        |        |        |        |        |        |        |
|   |          |                        |        |        |        |        |        |        |        |        |        |        |        |
|   |          |                        |        |        |        |        |        |        |        |        |        |        |        |
|   |          |                        |        |        |        |        |        |        |        |        |        |        |        |
|    |          | COM                    | 2      | 3      | 4      | 5      | 6      | 7      | 8      | 9      | 10     | 11     | 12     |
|   | GC6917HB | \$1175                 | \$1250 | \$1317 | \$1412 | \$1548 | \$1611 | \$1732 | \$1929 | \$2081 | \$2246 | \$2592 | \$2959 |
|   |          |                        |        |        |        |        |        |        |        |        |        |        |        |
|   |          |                        |        |        |        |        |        |        |        |        |        |        |        |
| <b>HB Midsize Stacking Chair, 4 Leg Base</b><br>COM Yardage: 2<br>Freight Class: 300<br>Product Weight (lbs.): 33<br>Cubic Feet Per Carton: 17.75     |          |                        |        |        |        |        |        |        |        |        |        |        |        |
|   |          |                        |        |        |        |        |        |        |        |        |        |        |        |
|   |          |                        |        |        |        |        |        |        |        |        |        |        |        |
|   |          |                        |        |        |        |        |        |        |        |        |        |        |        |

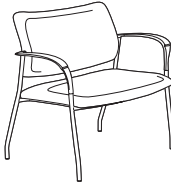

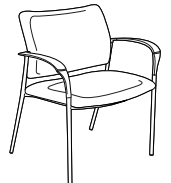
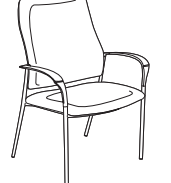

## SEATING






GC SIDERO™

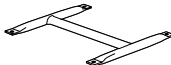
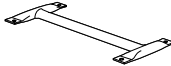
G

| DESCRIPTION  | MODEL#   | STANDARD FABRIC GRADES |        |        |                 |        |        |                 |        |        |        |        |        |
|--|--|------------------------|--------|--------|-----------------|--------|--------|-----------------|--------|--------|--------|--------|--------|
|   |  | COM                    | 2      | 3      | 4               | 5      | 6      | 7               | 8      | 9      | 10     | 11     | 12     |
|  | GC6918   | \$1318                 | \$1384 | \$1446 | \$1529          | \$1646 | \$1704 | \$1810          | \$1981 | \$2114 | \$2259 | \$2560 | \$2885 |
|  |  |                        |        |        |                 |        |        |                 |        |        |        |        |        |
|  |  | OVERALL DIMENSIONS     |        |        | SEAT DIMENSIONS |        |        | BACK DIMENSIONS |        |        |        |        |        |
|  |  | W                      | D      | H      | W               | D      | H      | W               | H      |        |        |        |        |
| LB Midsize Armchair, Sled Base<br>COM Yardage: 1.75<br>Freight Class: 250<br>Product Weight (lbs.): 36<br>Cubic Feet Per Carton: 16              | Active weight 500 lbs.<br>Single piece back with pullover style upholstery cover with <b>exposed support brackets</b> on the outer back. | 30.5                   | 24     | 33     |                 | 24     | 18     | 17.5            |        | 24     | 15.5   |        |        |
|   |  | COM                    | 2      | 3      | 4               | 5      | 6      | 7               | 8      | 9      | 10     | 11     | 12     |
|  | GC6918HB   | \$1483                 | \$1558 | \$1627 | \$1723          | \$1859 | \$1920 | \$2045          | \$2238 | \$2389 | \$2555 | \$2903 | \$3270 |
|  |  |                        |        |        |                 |        |        |                 |        |        |        |        |        |
|  |  | OVERALL DIMENSIONS     |        |        | SEAT DIMENSIONS |        |        | BACK DIMENSIONS |        |        |        |        |        |
|  |  | W                      | D      | H      | W               | D      | H      | W               | H      |        |        |        |        |
| HB Midsize Armchair, Sled Base<br>COM Yardage: 2<br>Freight Class: 250<br>Product Weight (lbs.): 39<br>Cubic Feet Per Carton: 18.25              | Active weight 500 lbs.<br>Single piece back with pullover style upholstery cover with <b>exposed support brackets</b> on the outer back. | 30.5                   | 24     | 38.5   |                 | 24     | 18     | 17.5            |        | 24     | 21     |        |        |
|    |  | COM                    | 2      | 3      | 4               | 5      | 6      | 7               | 8      | 9      | 10     | 11     | 12     |
|  | GC6919   | \$1271                 | \$1336 | \$1398 | \$1481          | \$1598 | \$1656 | \$1762          | \$1933 | \$2066 | \$2211 | \$2512 | \$2837 |
|  |  |                        |        |        |                 |        |        |                 |        |        |        |        |        |
|  |  | OVERALL DIMENSIONS     |        |        | SEAT DIMENSIONS |        |        | BACK DIMENSIONS |        |        |        |        |        |
|  |  | W                      | D      | H      | W               | D      | H      | W               | H      |        |        |        |        |
| LB Midsize Side Chair, Sled Base<br>COM Yardage: 1.75<br>Freight Class: 250<br>Product Weight (lbs.): 34<br>Cubic Feet Per Carton: 14.5          | Active weight 500 lbs.<br>Single piece back with pullover style upholstery cover with <b>exposed support brackets</b> on the outer back. | 26                     | 24     | 33     |                 | 24     | 18     | 17.5            |        | 24     | 15.5   |        |        |
|   |  | COM                    | 2      | 3      | 4               | 5      | 6      | 7               | 8      | 9      | 10     | 11     | 12     |
|  | GC6919HB   | \$1438                 | \$1513 | \$1580 | \$1675          | \$1811 | \$1874 | \$1995          | \$2192 | \$2344 | \$2509 | \$2855 | \$3222 |
|  |  |                        |        |        |                 |        |        |                 |        |        |        |        |        |
|  |  | OVERALL DIMENSIONS     |        |        | SEAT DIMENSIONS |        |        | BACK DIMENSIONS |        |        |        |        |        |
|  |  | W                      | D      | H      | W               | D      | H      | W               | H      |        |        |        |        |
| HB Midsize Side Chair, Sled Base<br>COM Yardage: 2<br>Freight Class: 250<br>Product Weight (lbs.): 37<br>Cubic Feet Per Carton: 17.75            | Active weight 500 lbs.<br>Single piece back with pullover style upholstery cover with <b>exposed support brackets</b> on the outer back. | 26                     | 24     | 38.5   |                 | 24     | 18     | 17.5            |        | 24     | 21     |        |        |
|   |  | COM                    | 2      | 3      | 4               | 5      | 6      | 7               | 8      | 9      | 10     | 11     | 12     |
|  | GC6920   | \$1416                 | \$1512 | \$1596 | \$1712          | \$1886 | \$1966 | \$2120          | \$2363 | \$2551 | \$2757 | \$3192 | \$3652 |
|  |  |                        |        |        |                 |        |        |                 |        |        |        |        |        |
|  |  | OVERALL DIMENSIONS     |        |        | SEAT DIMENSIONS |        |        | BACK DIMENSIONS |        |        |        |        |        |
|  |  | W                      | D      | H      | W               | D      | H      | W               | H      |        |        |        |        |
| LB Bariatric Stacking Armchair, 4 Leg Base<br>COM Yardage: 2.5<br>Freight Class: 250<br>Product Weight (lbs.): 46<br>Cubic Feet Per Carton: 20.5 | Active weight 500 lbs.<br>Single piece back with pullover style upholstery cover with <b>exposed support brackets</b> on the outer back. | 36.5                   | 26     | 33     |                 | 30     | 18     | 17.5            |        | 30     | 15.5   |        |        |

| DESCRIPTION  | MODEL#   | STANDARD FABRIC GRADES |        |                 |        |        |                 |        |        |        |        |        |        |
|--|--|------------------------|--------|-----------------|--------|--------|-----------------|--------|--------|--------|--------|--------|--------|
|   |  | COM                    | 2      | 3               | 4      | 5      | 6               | 7      | 8      | 9      | 10     | 11     | 12     |
|  | GC6920HB   | \$1485                 | \$1591 | \$1683          | \$1816 | \$2004 | \$2092          | \$2262 | \$2532 | \$2743 | \$2975 | \$3453 | \$3962 |
|  |  |                        |        |                 |        |        |                 |        |        |        |        |        |        |
|  | OVERALL DIMENSIONS   |                        |        | SEAT DIMENSIONS |        |        | BACK DIMENSIONS |        |        |        |        |        |        |
|  |  | W                      | D      | H               |        | W      | D               | H      |        | W      | H      |        |        |
| <b>HB Bariatric Stacking Armchair, 4 Leg Base</b><br>COM Yardage: 2.75<br>Freight Class: 300<br>Product Weight (lbs.): 47<br>Cubic Feet Per Carton: 22.5                         | Active weight 500 lbs.<br>Single piece back with pullover style upholstery cover with <b>exposed support brackets</b> on the outer back.                           | 36.5                   | 26     | 38.5            |        | 30     | 18              | 17.5   |        | 30     | 21     |        |        |
|   |  | COM                    | 2      | 3               | 4      | 5      | 6               | 7      | 8      | 9      | 10     | 11     | 12     |
|  | GC6921   | \$1696                 | \$1792 | \$1876          | \$1998 | \$2166 | \$2246          | \$2400 | \$2643 | \$2831 | \$3040 | \$3472 | \$3932 |
|  |  |                        |        |                 |        |        |                 |        |        |        |        |        |        |
|  | OVERALL DIMENSIONS   |                        |        | SEAT DIMENSIONS |        |        | BACK DIMENSIONS |        |        |        |        |        |        |
|  |  | W                      | D      | H               |        | W      | D               | H      |        | W      | H      |        |        |
| <b>LB Bariatric Armchair, Sled Base</b><br>COM Yardage: 2.5<br>Freight Class: 250<br>Product Weight (lbs.): 48<br>Cubic Feet Per Carton: 20.5                                    | Active weight 500 lbs.<br>Single piece back with pullover style upholstery cover with <b>exposed support brackets</b> on the outer back.<br><b>Does not stack.</b> | 36.5                   | 26     | 33              |        | 30     | 18              | 17.5   |        | 30     | 15.5   |        |        |
|    |  | COM                    | 2      | 3               | 4      | 5      | 6               | 7      | 8      | 9      | 10     | 11     | 12     |
|  | GC6921HB   | \$1680                 | \$1790 | \$1889          | \$2020 | \$2214 | \$2305          | \$2480 | \$2761 | \$2975 | \$3215 | \$3708 | \$4235 |
|  |  |                        |        |                 |        |        |                 |        |        |        |        |        |        |
|  | OVERALL DIMENSIONS   |                        |        | SEAT DIMENSIONS |        |        | BACK DIMENSIONS |        |        |        |        |        |        |
|  |  | W                      | D      | H               |        | W      | D               | H      |        | W      | H      |        |        |
| <b>HB Bariatric Armchair, Sled Base</b><br>COM Yardage: 3<br>Freight Class: 300<br>Product Weight (lbs.): 51<br>Cubic Feet Per Carton: 22.5                                      | Active weight 500 lbs.<br>Single piece back with pullover style upholstery cover with <b>exposed support brackets</b> on the outer back.<br><b>Does not stack.</b> | 36.5                   | 26     | 38.5            |        | 30     | 18              | 17.5   |        | 30     | 21     |        |        |
|   |  | COM                    | 2      | 3               | 4      | 5      | 6               | 7      | 8      | 9      | 10     | 11     | 12     |
|  | GC6922   | \$1696                 | \$1792 | \$1876          | \$1998 | \$2166 | \$2246          | \$2400 | \$2643 | \$2831 | \$3040 | \$3472 | \$3932 |
|  |  |                        |        |                 |        |        |                 |        |        |        |        |        |        |
|  | OVERALL DIMENSIONS   |                        |        | SEAT DIMENSIONS |        |        | BACK DIMENSIONS |        |        |        |        |        |        |
|  |  | W                      | D      | H               |        | W      | D               | H      |        | W      | H      |        |        |
| <b>LB Bariatric Stacking Armchair, Sled Base</b> with concealed attachment<br>COM Yardage: 2.5<br>Freight Class: 250<br>Product Weight (lbs.): 48<br>Cubic Feet Per Carton: 20.5 | Active weight 500 lbs.   | 36.5                   | 26     | 33              |        | 30     | 18              | 17.5   |        | 30     | 15.5   |        |        |
|   |  | COM                    | 2      | 3               | 4      | 5      | 6               | 7      | 8      | 9      | 10     | 11     | 12     |
|  | GC6922HB   | \$1680                 | \$1790 | \$1889          | \$2020 | \$2214 | \$2305          | \$2480 | \$2761 | \$2975 | \$3215 | \$3708 | \$4235 |
|  |  |                        |        |                 |        |        |                 |        |        |        |        |        |        |
|  | OVERALL DIMENSIONS   |                        |        | SEAT DIMENSIONS |        |        | BACK DIMENSIONS |        |        |        |        |        |        |
|  |  | W                      | D      | H               |        | W      | D               | H      |        | W      | H      |        |        |
| <b>HB Bariatric Stacking Armchair, Sled Base</b> with concealed attachment<br>COM Yardage: 3<br>Freight Class: 300<br>Product Weight (lbs.): 51<br>Cubic Feet Per Carton: 22.5   | Active weight 500 lbs.   | 36.5                   | 26     | 38.5            |        | 30     | 18              | 17.5   |        | 30     | 21     |        |        |

| DESCRIPTION   | MODEL# | STANDARD FABRIC GRADES |        |        |                 |        |        |                 |        |        |        |        |        |        |
|---|--------|------------------------|--------|--------|-----------------|--------|--------|-----------------|--------|--------|--------|--------|--------|--------|
|    |        | COM                    | 2      | 3      | 4               | 5      | 6      | 7               | 8      | 9      | 10     | 11     | 12     |        |
|   | GC6923 | \$1416                 | \$1512 | \$1596 | \$1712          | \$1886 | \$1966 | \$2120          | \$2363 | \$2551 | \$2757 | \$3192 | \$3652 |        |
|   |        |                        |        |        |                 |        |        |                 |        |        |        |        |        |        |
|   |        |                        |        |        |                 |        |        |                 |        |        |        |        |        |        |
| <b>LB Bariatric Stacking Armchair, 4 Leg Base</b> with concealed attachment<br>COM Yardage: 2.5<br>Freight Class: 250<br>Product Weight (lbs.): 46<br>Cubic Feet Per Carton: 20.5<br>Active weight 500 lbs. |        | OVERALL DIMENSIONS     |        |        | SEAT DIMENSIONS |        |        | BACK DIMENSIONS |        |        |        |        |        |        |
|   |        | W                      | D      | H      | W               | D      | H      | W               | H      |        |        |        |        |        |
|   |        | 36.5                   | 26     | 33     |                 | 30     | 18     | 17.5            |        | 30     |        | 15.5   |        |        |
|    |        |                        | COM    | 2      | 3               | 4      | 5      | 6               | 7      | 8      | 9      | 10     | 11     | 12     |
|   |        | GC6923HB               | \$1485 | \$1591 | \$1683          | \$1816 | \$2004 | \$2092          | \$2262 | \$2532 | \$2743 | \$2975 | \$3453 | \$3962 |
|   |        |                        |        |        |                 |        |        |                 |        |        |        |        |        |        |
|   |        |                        |        |        |                 |        |        |                 |        |        |        |        |        |        |
| <b>HB Bariatric Stacking Armchair, 4 Leg Base</b> with concealed attachment<br>COM Yardage: 3<br>Freight Class: 250<br>Product Weight (lbs.): 47<br>Cubic Feet Per Carton: 22.5<br>Active weight 500 lbs.   |        | OVERALL DIMENSIONS     |        |        | SEAT DIMENSIONS |        |        | BACK DIMENSIONS |        |        |        |        |        |        |
|   |        | W                      | D      | H      | W               | D      | H      | W               | H      |        |        |        |        |        |
|   |        | 36.5                   | 26     | 38.5   |                 | 30     | 18     | 17.5            |        | 30     |        | 21     |        |        |
|   |        |                        | COM    | 2      | 3               | 4      | 5      | 6               | 7      | 8      | 9      | 10     | 11     | 12     |
|   |        | GC6924                 | \$1037 | \$1133 | \$1217          | \$1339 | \$1507 | \$1587          | \$1741 | \$1984 | \$2172 | \$2381 | \$2813 | \$3273 |
|   |        |                        |        |        |                 |        |        |                 |        |        |        |        |        |        |
|   |        |                        |        |        |                 |        |        |                 |        |        |        |        |        |        |
| <b>LB Midsize Stacking Armchair, 4 Leg Base</b> with concealed attachment<br>COM Yardage: 2.5<br>Freight Class: 250<br>Product Weight (lbs.): 34<br>Cubic Feet Per Carton: 16<br>Active weight 500 lbs.     |        | OVERALL DIMENSIONS     |        |        | SEAT DIMENSIONS |        |        | BACK DIMENSIONS |        |        |        |        |        |        |
|   |        | W                      | D      | H      | W               | D      | H      | W               | H      |        |        |        |        |        |
|   |        | 30.5                   | 24     | 33     |                 | 24     | 18     | 17.5            |        | 24     |        | 15.5   |        |        |
|    |        |                        | COM    | 2      | 3               | 4      | 5      | 6               | 7      | 8      | 9      | 10     | 11     | 12     |
|   |        | GC6924HB               | \$1190 | \$1295 | \$1387          | \$1519 | \$1705 | \$1792          | \$1962 | \$2229 | \$2438 | \$2668 | \$3142 | \$3647 |
|   |        |                        |        |        |                 |        |        |                 |        |        |        |        |        |        |
|   |        |                        |        |        |                 |        |        |                 |        |        |        |        |        |        |
| <b>HB Midsize Stacking Armchair, 4 Leg Base</b> with concealed attachment<br>COM Yardage: 2.75<br>Freight Class: 250<br>Product Weight (lbs.): 38<br>Cubic Feet Per Carton: 18.25<br>Active weight 500 lbs. |        | OVERALL DIMENSIONS     |        |        | SEAT DIMENSIONS |        |        | BACK DIMENSIONS |        |        |        |        |        |        |
|   |        | W                      | D      | H      | W               | D      | H      | W               | H      |        |        |        |        |        |
|   |        | 30.5                   | 24     | 38.5   |                 | 24     | 18     | 17.5            |        | 24     |        | 21     |        |        |
|    |        |                        | COM    | 2      | 3               | 4      | 5      | 6               | 7      | 8      | 9      | 10     | 11     | 12     |
|   |        | GC6925                 | \$993  | \$1089 | \$1173          | \$1295 | \$1463 | \$1543          | \$1697 | \$1940 | \$2128 | \$2337 | \$2769 | \$3229 |
|   |        |                        |        |        |                 |        |        |                 |        |        |        |        |        |        |
|   |        |                        |        |        |                 |        |        |                 |        |        |        |        |        |        |
| <b>LB Midsize Stacking Chair, 4 Leg Base</b> with concealed attachment<br>COM Yardage: 2.5<br>Freight Class: 250<br>Product Weight (lbs.): 30<br>Cubic Feet Per Carton: 14.5<br>Active weight 500 lbs.      |        | OVERALL DIMENSIONS     |        |        | SEAT DIMENSIONS |        |        | BACK DIMENSIONS |        |        |        |        |        |        |
|   |        | W                      | D      | H      | W               | D      | H      | W               | H      |        |        |        |        |        |
|   |        | 26                     | 24     | 33     |                 | 24     | 18     | 17.5            |        | 24     |        | 15.5   |        |        |

| DESCRIPTION   |          | MODEL#  | STANDARD FABRIC GRADES |                 |                 |        |                 |                 |        |        |        |        |        |   |   |    |    |
|---|----------|---|------------------------|-----------------|-----------------|--------|-----------------|-----------------|--------|--------|--------|--------|--------|---|---|----|----|
|    | GC6925HB | COM   | 2                      | 3               | 4               | 5      | 6               | 7               | 8      | 9      | 10     | 11     | 12     |   |   |    |    |
|   |          | \$1146  | \$1250                 | \$1342          | \$1474          | \$1660 | \$1747          | \$1917          | \$2184 | \$2393 | \$2623 | \$3097 | \$3602 |   |   |    |    |
|   |          | OVERALL DIMENSIONS  |                        |                 | SEAT DIMENSIONS |        |                 | BACK DIMENSIONS |        |        |        |        |        |   |   |    |    |
|   |          | W   | D                      | H               | W               | D      | H               | W               | H      |        |        |        |        |   |   |    |    |
|   |          | 26  | 24                     | 38.5            | 24              | 18     | 17.5            | 24              | 21     |        |        |        |        |   |   |    |    |
|   |          | HB Midsize Stacking Chair, 4 Leg Base with concealed attachment                     |                        |                 |                 |        |                 |                 |        |        |        |        |        |   |   |    |    |
|   |          | COM Yardage: 2.75      Active weight 500 lbs.                                       |                        |                 |                 |        |                 |                 |        |        |        |        |        |   |   |    |    |
|   |          | Freight Class: 300  |                        |                 |                 |        |                 |                 |        |        |        |        |        |   |   |    |    |
|   |          | Product Weight (lbs.): 33   |                        |                 |                 |        |                 |                 |        |        |        |        |        |   |   |    |    |
|   |          | Cubic Feet Per Carton: 17.75  |                        |                 |                 |        |                 |                 |        |        |        |        |        |   |   |    |    |
|   |          |    | GC6926                 | COM             | 2               | 3      | 4               | 5               | 6      | 7      |        |        |        | 8 | 9 | 10 | 11 |
| \$1288  | \$1384   |   |                        | \$1468          | \$1590          | \$1758 | \$1838          | \$1992          | \$2235 | \$2423 | \$2632 | \$3064 | \$3524 |   |   |    |    |
| OVERALL DIMENSIONS  |          |   |                        | SEAT DIMENSIONS |                 |        | BACK DIMENSIONS |                 |        |        |        |        |        |   |   |    |    |
| W   | D        |   |                        | H               | W               | D      | H               | W               | H      |        |        |        |        |   |   |    |    |
| 30.5  | 24       |   |                        | 33              | 24              | 18     | 17.5            | 24              | 15.5   |        |        |        |        |   |   |    |    |
| LB Midsize Armchair, Sled Base with concealed attachment                            |          |   |                        |                 |                 |        |                 |                 |        |        |        |        |        |   |   |    |    |
| COM Yardage: 2.5      Active weight 500 lbs.  |          |   |                        |                 |                 |        |                 |                 |        |        |        |        |        |   |   |    |    |
| Freight Class: 250  |          |   |                        |                 |                 |        |                 |                 |        |        |        |        |        |   |   |    |    |
| Product Weight (lbs.): 36   |          |   |                        |                 |                 |        |                 |                 |        |        |        |        |        |   |   |    |    |
| Cubic Feet Per Carton: 16   |          |   |                        |                 |                 |        |                 |                 |        |        |        |        |        |   |   |    |    |
|   | GC6926HB |   |                        | COM             | 2               | 3      | 4               | 5               | 6      |        |        |        | 7      | 8 | 9 | 10 | 11 |
|   |          | \$1452  | \$1558                 | \$1650          | \$1782          | \$1968 | \$2055          | \$2225          | \$2492 | \$2700 | \$2931 | \$3405 | \$3910 |   |   |    |    |
|   |          | OVERALL DIMENSIONS  |                        |                 | SEAT DIMENSIONS |        |                 | BACK DIMENSIONS |        |        |        |        |        |   |   |    |    |
|   |          | W   | D                      | H               | W               | D      | H               | W               | H      |        |        |        |        |   |   |    |    |
|   |          | 30.5  | 24                     | 38.5            | 24              | 18     | 17.5            | 24              | 21     |        |        |        |        |   |   |    |    |
|   |          | HB Midsize Armchair, Sled Base with concealed attachment                            |                        |                 |                 |        |                 |                 |        |        |        |        |        |   |   |    |    |
|   |          | COM Yardage: 2.75      Active weight 500 lbs.                                       |                        |                 |                 |        |                 |                 |        |        |        |        |        |   |   |    |    |
|   |          | Freight Class: 250  |                        |                 |                 |        |                 |                 |        |        |        |        |        |   |   |    |    |
|   |          | Product Weight (lbs.): 39   |                        |                 |                 |        |                 |                 |        |        |        |        |        |   |   |    |    |
|   |          | Cubic Feet Per Carton: 18.25  |                        |                 |                 |        |                 |                 |        |        |        |        |        |   |   |    |    |
|   |          |  | GC6927                 | COM             | 2               | 3      | 4               | 5               | 6      | 7      |        |        |        | 8 | 9 | 10 | 11 |
| \$1240  | \$1336   |   |                        | \$1420          | \$1542          | \$1710 | \$1790          | \$1944          | \$2187 | \$2375 | \$2584 | \$3016 | \$3476 |   |   |    |    |
| OVERALL DIMENSIONS  |          |   |                        | SEAT DIMENSIONS |                 |        | BACK DIMENSIONS |                 |        |        |        |        |        |   |   |    |    |
| W   | D        |   |                        | H               | W               | D      | H               | W               | H      |        |        |        |        |   |   |    |    |
| 26  | 24       |   |                        | 33              | 24              | 18     | 17.5            | 24              | 15.5   |        |        |        |        |   |   |    |    |
| LB Midsize Side Chair, Sled Base with concealed attachment                          |          |   |                        |                 |                 |        |                 |                 |        |        |        |        |        |   |   |    |    |
| COM Yardage: 2.5      Active weight 500 lbs.  |          |   |                        |                 |                 |        |                 |                 |        |        |        |        |        |   |   |    |    |
| Freight Class: 250  |          |   |                        |                 |                 |        |                 |                 |        |        |        |        |        |   |   |    |    |
| Product Weight (lbs.): 34   |          |   |                        |                 |                 |        |                 |                 |        |        |        |        |        |   |   |    |    |
| Cubic Feet Per Carton: 14.5   |          |   |                        |                 |                 |        |                 |                 |        |        |        |        |        |   |   |    |    |
|  | GC6927HB |   |                        | COM             | 2               | 3      | 4               | 5               | 6      |        |        |        | 7      | 8 | 9 | 10 | 11 |
|   |          | \$1408  | \$1513                 | \$1605          | \$1737          | \$1923 | \$2010          | \$2180          | \$2447 | \$2656 | \$2886 | \$3360 | \$3865 |   |   |    |    |
|   |          | OVERALL DIMENSIONS  |                        |                 | SEAT DIMENSIONS |        |                 | BACK DIMENSIONS |        |        |        |        |        |   |   |    |    |
|   |          | W   | D                      | H               | W               | D      | H               | W               | H      |        |        |        |        |   |   |    |    |
|   |          | 26  | 24                     | 38.5            | 24              | 18     | 17.5            | 24              | 21     |        |        |        |        |   |   |    |    |
|   |          | HB Midsize Side Chair, Sled Base with concealed attachment                          |                        |                 |                 |        |                 |                 |        |        |        |        |        |   |   |    |    |
|   |          | COM Yardage: 2.75      Active weight 500 lbs.                                       |                        |                 |                 |        |                 |                 |        |        |        |        |        |   |   |    |    |
|   |          | Freight Class: 250  |                        |                 |                 |        |                 |                 |        |        |        |        |        |   |   |    |    |
|   |          | Product Weight (lbs.): 37   |                        |                 |                 |        |                 |                 |        |        |        |        |        |   |   |    |    |
|   |          | Cubic Feet Per Carton: 17.75  |                        |                 |                 |        |                 |                 |        |        |        |        |        |   |   |    |    |

| DESCRIPTION   | MODEL# | STANDARD FABRIC GRADES  |       |   |                 |   |   |                 |   |  |
|---|--------|---|-------|---|-----------------|---|---|-----------------|---|--|
|  | GC6928 | LIST PRICE  |       |   |                 |   |   |                 |   |  |
|   |        | \$120   |       |   |                 |   |   |                 |   |  |
|   |        | OVERALL DIMENSIONS  |       |   | SEAT DIMENSIONS |   |   | BACK DIMENSIONS |   |  |
|   |        | W   | D     | H | W               | D | H | W               | H |  |
|   |        | 12  | 13.75 | 1 |                 |   |   |                 |   |  |
|   |        | <b>Metal Ganging Connector for Armchairs</b><br>Freight Class: 92.5<br>Product Weight (lbs.): 4<br>Cubic Feet Per Carton: 0.4       |       |   |                 |   |   |                 |   |  |
|  | GC6929 | LIST PRICE  |       |   |                 |   |   |                 |   |  |
|   |        | \$120   |       |   |                 |   |   |                 |   |  |
|   |        | OVERALL DIMENSIONS  |       |   | SEAT DIMENSIONS |   |   | BACK DIMENSIONS |   |  |
|   |        | W   | D     | H | W               | D | H | W               | H |  |
|   |        | 7.87  | 13.75 | 1 |                 |   |   |                 |   |  |
|   |        | <b>Metal Ganging Connector for Armless Chairs</b><br>Freight Class: 100<br>Product Weight (lbs.): 3.5<br>Cubic Feet Per Carton: 0.4 |       |   |                 |   |   |                 |   |  |



| DESCRIPTION | MODEL# | STANDARD FABRIC GRADES |
|-------------|--------|------------------------|
|-------------|--------|------------------------|

GC SIRENA™



model GC3380



model GC3380RTL/M

STANDARD FEATURES

- The size and scale of this chair permits it to be used in smaller areas, where space is a consideration and style cannot be compromised. The soft curves and comfortable fit make this the right solution for creating group seating areas or in confined spaces.
- Complementary round foot design is available in Black only.
- For tablet models, please specify left hand or right hand tablet at time of order (determined from the seated position). See models below.
- Tablets rotate and are non-removable. Overall tablet size is 17"W by 14"D.
- Laminate tablet surfaces are 1.5" thick.
- **(C1M)** dual wheel carpet casters are standard on select models.
- The interior wood frame is an interlocking construction providing superior strength and long-term durability.
- Clean out space is provided around the seat pan for easy housekeeping and infection prevention practices
- Seat cushion can be removed if replacement is required
- For added comfort, seats are standard with high density Ultracell foam.
- For textile options, visit the website at [globalfurnituregroup.com/healthcare](http://globalfurnituregroup.com/healthcare)
- Can be upholstered in standard Global textiles if healthcare compliance is not required.

OPTIONAL FEATURES

- Wood legs are available offered in the following Global wood finishes: Absolute (AAM), Cherry (ACM), English Oak (EOM), Espresso Cafe (ECM), Fruitwood (TFM), Gray (HGM), Honey (AHM), Jet Onyx (JOM), Mahogany (TMM), Maple (AVM), Medium Walnut (MVM), Natural Walnut (NLW), Night (ASM), Noce Biondo (NBM), Noce Grigio (NGM), Noce Leggero (NEM), Noce Medio (NMM), Sandy Beach (SBM), Shaker Cherry (SKM), Walnut (TWM), White (WHM), WC Cream (WTM) and Winter Cherry (WCM).
- Laminate tablets are offered in the following laminate finishes: Absolute Acajou (ACJ), Asian Night (ASN), Avant Cherry (AWC), Avant Honey (AWH), Black (BLK), Blizzard (BZD), Brushed Cobalt (BRC), Clear Maple (CMB), Custom Grey (CGY), Dark Espresso (DES), Designer White (DWT), Fashionista (FAS), First Class (FCL), Noce Biondo (NBM), Noce Leggero (NEM), Noce Grigio (NGM), Noce Medio (NMM), Quartered Mahogany (QTM), Sheer Beauty (SBY), Stonedust (SDT), Walnut Heights (WHE), White Chocolate (WHC) and Winter Cherry (WCR). Please specify
- To add sealed seams to your product, contact CustomerCare for more information.
- For moisture barrier on seat, please specify **(MB)**. Add \$179.






SUGGESTED APPLICATIONS

- Dining/Cafeteria
- Guest seating
- Lobbies
- Lounge/Waiting
- Office/Meeting
- Patient rooms
- Resident rooms

# SEATING

GC SIRENA™

G

| DESCRIPTION  | MODEL#     | STANDARD FABRIC GRADES |        |        |                 |        |        |                 |        |        |        |        |        |
|--|------------|------------------------|--------|--------|-----------------|--------|--------|-----------------|--------|--------|--------|--------|--------|
|   | GC3380     | COM                    | 2      | 3      | 4               | 5      | 6      | 7               | 8      | 9      | 10     | 11     | 12     |
|  |            | \$1802                 | \$1953 | \$2083 | \$2269          | \$2535 | \$2660 | \$2899          | \$3283 | \$3579 | \$3911 | \$4585 | \$5305 |
|  |            | OVERALL DIMENSIONS     |        |        | SEAT DIMENSIONS |        |        | BACK DIMENSIONS |        |        |        |        |        |
|  |            | W                      | D      | H      | W               | D      | H      | W               | H      |        |        |        |        |
| Club Chair w/Seat Clean Out<br>COM Yardage: 4.25<br>Freight Class: 250<br>Product Weight (lbs.): 52<br>Cubic Feet Per Carton: 19.25                                  |            | Active weight 300 lbs. | 30.5   | 29.5   | 28.5            |        | 20     | 20              | 17.5   |        | 19     |        | 11.5   |
|   | GC3380C    | COM                    | 2      | 3      | 4               | 5      | 6      | 7               | 8      | 9      | 10     | 11     | 12     |
|  |            | \$1814                 | \$1965 | \$2091 | \$2277          | \$2539 | \$2665 | \$2902          | \$3282 | \$3574 | \$3901 | \$4569 | \$5286 |
|  |            | OVERALL DIMENSIONS     |        |        | SEAT DIMENSIONS |        |        | BACK DIMENSIONS |        |        |        |        |        |
|  |            | W                      | D      | H      | W               | D      | H      | W               | H      |        |        |        |        |
| Club Chair on Casters w/Seat Clean Out<br>COM Yardage: 4.25<br>Freight Class: 250<br>Product Weight (lbs.): 52<br>Cubic Feet Per Carton: 19.25                       |            | Active weight 300 lbs. | 30.5   | 29.5   | 29.5            |        | 20     | 20              | 18     |        | 19     |        | 12.5   |
|    | GC3380CLTL | COM                    | 2      | 3      | 4               | 5      | 6      | 7               | 8      | 9      | 10     | 11     | 12     |
|  |            | \$2378                 | \$2529 | \$2656 | \$2842          | \$3104 | \$3230 | \$3468          | \$3847 | \$4138 | \$4466 | \$5135 | \$5852 |
|  |            | OVERALL DIMENSIONS     |        |        | SEAT DIMENSIONS |        |        | BACK DIMENSIONS |        |        |        |        |        |
|  |            | W                      | D      | H      | W               | D      | H      | W               | H      |        |        |        |        |
| Club Chair on Casters w/Seat Clean Out and LP Tablet - Left<br>COM Yardage: 4.25<br>Freight Class: 250<br>Product Weight (lbs.): 62<br>Cubic Feet Per Carton: 19.25  |            | Active weight 300 lbs. | 32     | 29.5   | 29.5            |        | 20     | 20              | 18     |        | 19     |        | 12.5   |
|   | GC3380CRTL | COM                    | 2      | 3      | 4               | 5      | 6      | 7               | 8      | 9      | 10     | 11     | 12     |
|  |            | \$2378                 | \$2529 | \$2656 | \$2842          | \$3104 | \$3230 | \$3468          | \$3847 | \$4138 | \$4466 | \$5135 | \$5852 |
|  |            | OVERALL DIMENSIONS     |        |        | SEAT DIMENSIONS |        |        | BACK DIMENSIONS |        |        |        |        |        |
|  |            | W                      | D      | H      | W               | D      | H      | W               | H      |        |        |        |        |
| Club Chair on Casters w/Seat Clean Out and LP Tablet - Right<br>COM Yardage: 4.25<br>Freight Class: 250<br>Product Weight (lbs.): 62<br>Cubic Feet Per Carton: 19.25 |            | Active weight 300 lbs. | 32     | 29.5   | 29.5            |        | 20     | 20              | 18     |        | 19     |        | 12.5   |
|   | GC3380-CW  | COM                    | 2      | 3      | 4               | 5      | 6      | 7               | 8      | 9      | 10     | 11     | 12     |
|  |            | \$2012                 | \$2162 | \$2288 | \$2474          | \$2736 | \$2862 | \$3099          | \$3479 | \$3771 | \$4098 | \$4766 | \$5483 |
|  |            | OVERALL DIMENSIONS     |        |        | SEAT DIMENSIONS |        |        | BACK DIMENSIONS |        |        |        |        |        |
|  |            | W                      | D      | H      | W               | D      | H      | W               | H      |        |        |        |        |
| Weighted Club Chair w/Seat Clean Out<br>COM Yardage: 4.25<br>Freight Class: 150<br>Product Weight (lbs.): 108<br>Cubic Feet Per Carton: 19.25                        |            | Active weight 300 lbs. | 30.5   | 29.5   | 28.5            |        | 20     | 20              | 17.5   |        | 19     |        | 11.5   |

GC VION

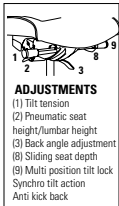


model GC6322-0

| VION FINISHES - TASK SEATING            |                   |                    |   |                                     |
|---|-------------------|--------------------|---|-------------------------------------|
| Back Frame                              | Base              | Specify Code       | Arm Option  | Specify Code                        |
| Black                                   | Black             | BLK<br>no upcharge | Adj. "T" arm ( <b>Black</b> )<br>Adj. "T" arm, fixed armcap ( <b>Black</b> )  | AS<br>AF<br>AC                      |
| Black                                   | Polished Aluminum | BAU<br>Add \$177   | Adj. "T" arm ( <b>Black</b> , Chrome accent)<br>Adj. "T" arm, fixed armcap ( <b>Black</b> , Chrome accent)<br>Fixed "C" arm ( <b>Black</b> )<br>Fixed "C" arm ( <b>Polished Aluminum</b> )    | A<br>C<br>CA - Add \$214            |
| Shadow                                  | Shadow            | SHW<br>Add \$81    | Adj. "T" arm ( <b>Shadow</b> )<br>Adj. "T" arm, fixed armcap ( <b>Shadow</b> )  | SHA<br>SHF                          |
| Shadow                                  | Polished Aluminum | SAU<br>Add \$295   | Adj. "T" arm ( <b>Shadow</b> , Chrome accent)<br>Adj. "T" arm, fixed armcap ( <b>Shadow</b> , Chrome accent)<br>Fixed "C" arm ( <b>Shadow</b> )<br>Fixed "C" arm ( <b>Polished Aluminum</b> ) | SHR<br>SHD<br>SHC<br>CA - Add \$214 |
| Fog                                     | Fog               | FOG<br>Add \$81    | Adj. "T" arm ( <b>Fog</b> )<br>Adj. "T" arm, fixed armcap ( <b>Fog</b> )  | FA<br>FF                            |
| Fog                                     | Polished Aluminum | FAU<br>Add \$295   | Adj. "T" arm ( <b>Fog</b> , Chrome accent)<br>Adj. "T" arm, fixed armcap ( <b>Fog</b> , Chrome accent)<br>Fixed "C" arm ( <b>Fog</b> )<br>Fixed "C" arm ( <b>Polished Aluminum</b> )          | FC<br>CF<br>CC<br>CA - Add \$214    |
| * All arms have Black Urethane Armcaps. |                   |                    |   |                                     |

MECHANISMS:

Synchro-tilter mechanism (-0)



Ergonomic features:  
A, B, C, E, G, H, L, M, N, Q, U

STANDARD FEATURES

- GC Vion is a comprehensive seating series offering a family of models to address multiple applications: task, management and conference.
- Series offers mid and high back models with either a mesh or upholstered back.
- Mechanism available: synchro tilter (-0).
- All models are standard with height and width adjustable arms (**AS**) that feature a front to back sliding armcap.
- Standard with Global's high quality Soft Descent™ pneumatic lift which slowly and gently lowers the seat height of the chair, making it easy to obtain the desired position.
- Side activated sliding seat depth adjustment (**MD**) is standard on synchro-tilter with back angle adjustment.
- Standard with Black five prong, injection molded, fiberglass reinforced nylon Governor base (**B7**) with dual wheel carpet casters (**C1**).
- Mesh back models are available in 10 standard Vion colors: Aqua (**MS75**), Black (**MS69**), Black Cherry (**MS76**), Blue (**MS72**), Dust (**MS77**), Ivory (**MS78**), Natural (**MS74**), Paprika (**MS79**), Rope (**MS73**) and Stone (**MS71**).
- Underside of the seat is upholstered in a coated textile. The joining of the textiles on the underside of the seat pan is sealed on all models.
- Upholstered back models feature black fabric Jenny (**JN02**) on the back side as standard.
- Check textile availability prior to specifying upholstery material. Materials must meet or exceed 100,000 double rubs to comply with Globalcare's 24/7 seating textile warranty.





OPTIONAL FEATURES

- Vion back frames, arms and bases are available in three colors: Black, Shadow and Fog. See Vion finishes chart for options and upcharges. Armcaps are always Black.
- Mesh back models are also available in 10 Dimension Mesh colors: Black (**DBK**), Fog (**DST**), Chalk (**DCL**), Shadow (**DGM**), Charcoal (**DCH**), Sand (**DSD**), and Pool Blue (**DPB**). Add **\$29**
- Petite seat models (2" shorter and 2" narrower than the standard size seat) are available. Specify (**ST**) for standard seat or (**P**) for petite seat. No upcharge.
- An optional moisture barrier is available for the seat cushion. Specify (**NB**) for no moisture barrier, no upcharge, or (**MB**) for Moisture Barrier. Add **\$124**.
- Sealed seams are available on the seat of GC Vion models when specified with approved coated textile. Contact Customer Care for availability. Specify (**NS**) for no sealed seams, no upcharge, or (**SE**) for sealed seat seams. Add **\$23**.
- For hard surface flooring casters, please specify (**C9R**). Add **\$76**.
- Two featured "T" arm options that include height and width adjusting arms, one with sliding arm caps (**AS**) and one without sliding arm caps (**AF**). Also, available is a stylish fixed urethane arm (**C**) for conference/management environments.
- For additional arm/caster options, please refer to the Arm and Caster section of the Seating List Price Book. *Optional casters may be priced higher than the standard casters for your chair and the difference will be charged. Lower priced optional casters will not be credited.*

EXAMPLE GC VION ORDER CODE:

|          |        |       |           |           |                 |
|----------|--------|-------|-----------|-----------|-----------------|
| GC3622-0 | -BAU   | -MS76 | -ST       | -ST       | -AF15           |
| Model #  | Finish | Mesh  | Seat size | Seat foam | Seat upholstery |

|      |         |                  |              |                |
|------|---------|------------------|--------------|----------------|
| -AF  | -EE     | -MB              | -NS          | -5L            |
| Arms | Casters | Moisture barrier | Sealed seams | Pneumatic lift |

| DESCRIPTION   | MODEL#             | STANDARD FABRIC GRADES |        |   |        |        |                 |           |        |        |        |        |        |
|---|--------------------|------------------------|--------|---|--------|--------|-----------------|-----------|--------|--------|--------|--------|--------|
|    |                    | COM                    | 2      | 3   | 4      | 5      | 6               | 7         | 8      | 9      | 10     | 11     | 12     |
|   | GC6322-0           | \$1377                 | \$1406 | 1434  | 1474   | 1528   | 1553            | \$1603    | \$1683 | \$1742 | 1812   | 1950   | 2099   |
|   |                    |                        |        |   |        |        |                 |           |        |        |        |        |        |
|   | OVERALL DIMENSIONS |                        |        | SEAT DIMENSIONS   |        |        | BACK DIMENSIONS |           |        |        |        |        |        |
|   | W                  | D                      | H      | W   | D      | H      | W               | H         |        |        |        |        |        |
| MB Synchro-Tilter w/Back Angle Adj., mesh back<br>COM Yardage: 1<br>Freight Class: 150<br>Product Weight (lbs.): 58<br>Cubic Feet Per Carton: 10.5                          |                    | 25.5                   | 24     | 39.5  |        | 20     | 17-20           | 17.5-22.5 |        | 18.5   | 21     |        |        |
|   |                    | RTA 2                  |        |  |        |        |                 |           |        |        |        |        |        |
|    |                    | COM                    | 2      | 3   | 4      | 5      | 6               | 7         | 8      | 9      | 10     | 11     | 12     |
|   | GC6331-0           | \$1429                 | \$1465 | \$1500  | \$1548 | \$1616 | \$1649          | \$1711    | \$1810 | \$1885 | \$1971 | \$2145 | \$2331 |
|   |                    |                        |        |   |        |        |                 |           |        |        |        |        |        |
|   | OVERALL DIMENSIONS |                        |        | SEAT DIMENSIONS   |        |        | BACK DIMENSIONS |           |        |        |        |        |        |
|   | W                  | D                      | H      | W   | D      | H      | W               | H         |        |        |        |        |        |
| HB Synchro-Tilter w/Back Angle Adj., upholstered back, standard seat<br>COM Yardage: 1.25<br>Freight Class: 150<br>Product Weight (lbs.): 61<br>Cubic Feet Per Carton: 10.5 |                    | 25.5                   | 24     | 41.5  |        | 20     | 17-20           | 17.5-22.5 |        | 18.5   | 23     |        |        |
|   |                    | RTA 2                  |        |  |        |        |                 |           |        |        |        |        |        |

GC-WIND



model 3361HB



model 3363HB

STANDARD FEATURES



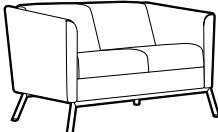
- An attractive, sleek and modern lounge series on Chrome tubular legs.
- Seat cushions are easily removable for cleaning and the open frame is great for housekeeping access. Cushion covers are removable.
- For added comfort, seats are standard with high density Ultracell bio foam.
- Frame available in Black (TBL), Buzz Blue (TBZ), Cactus (TCC), Carrot (TCR), Chrome (CHM), Cloud (TIV), Designer White (TDW), Dijon (TDJ), Eggplant (TEG), Fog (TFO), Frost (TFR), Ink (TIN), Kalua (TKA), Latte (TLA), Mocha (TMO), Nevada (TNE), Sand (TSN), Scarlet (TSR), Shadow (TSH), Toast (TOA) and Tungsten (TTU).
- Standard glide is plastic.
- For Globalcare textiles and finish options, visit the website at www.globalfurnituregroup.com
- This product can be upholstered in standard Global textiles only if Healthcare compliance is not required.
- Shipped fully assembled

OPTIONAL FEATURES

- For hard surface floors, please specify opaque non-marking glides (NM). No upcharge.
- To add sealed seams to your product contact Customer Care. Upcharges vary
- Moisture Barrier (seat only) - **Add \$204** list upcharge for Lounge Chair. For 2 seat sofa - **Add \$404** list upcharge and for 3 seat sofa - **Add \$598**.
- **Frame finish**  
Painted finishes. No upcharge.  
(TBL) Black (TIN) Ink  
(TBZ) Buzz Blue (TKA) Kalua  
(TCC) Cactus (TLA) Latte  
(TCR) Carrot (TMO) Mocha  
(TIV) Cloud (TNE) Nevada  
(TDW) Designer White (TSA) Sand  
(TDJ) Dijon (TSR) Scarlet  
(TEG) Eggplant (TSH) Shadow  
(TFO) Fog (TOA) Toast  
(TFR) Frost (TTU) Tungsten  
Plated finish. See models for upcharges.  
(CHM) Chrome  
(BCH) Brushed Chrome

SUGGESTED APPLICATIONS

- Lobbies
- Lounge / Waiting
- Office / Meeting
- Patient rooms
- Resident rooms

| DESCRIPTION   | MODEL#  | STANDARD FABRIC GRADES  |        |        |                 |        |        |                 |        |        |        |        |        |
|---|---|---|--------|--------|-----------------|--------|--------|-----------------|--------|--------|--------|--------|--------|
|   |   | COM   | 2      | 3      | 4               | 5      | 6      | 7               | 8      | 9      | 10     | 11     | 12     |
| <br><br><b>Lounge Chair</b><br>COM Yardage: 4.25<br>Freight Class: 250<br>Product Weight (lbs.): 62<br>Cubic Feet Per Carton: 16.5          | <b>GC3361</b><br><br>Removable seat cushion.<br>Active weight 300 lbs.      | \$2666  | \$2851 | \$3007 | \$3233          | \$3554 | \$3706 | \$3996          | \$4462 | \$4820 | \$5219 | \$6039 | \$6912 |
|   |   | OVERALL DIMENSIONS  |        |        | SEAT DIMENSIONS |        |        | BACK DIMENSIONS |        |        |        |        |        |
|   |   | W   | D      | H      | W               | D      | H      | W               | H      |        |        |        |        |
|   |   | 27.5  | 29     | 28.5   | 19.5            | 19     | 17     | 19              | 12     |        |        |        |        |
| <br><br><b>High Back Lounge Chair</b><br>COM Yardage: 4.75<br>Freight Class: 250<br>Product Weight (lbs.): 69<br>Cubic Feet Per Carton: 23 | <b>GC3361HB</b><br><br>Removable seat cushion.<br>Active weight 300 lbs.    | \$2420  | \$2605 | \$2760 | \$2986          | \$3307 | \$3457 | \$3749          | \$4214 | \$4573 | \$4970 | \$5792 | \$6663 |
|   |   | OVERALL DIMENSIONS  |        |        | SEAT DIMENSIONS |        |        | BACK DIMENSIONS |        |        |        |        |        |
|   |   | W   | D      | H      | W               | D      | H      | W               | H      |        |        |        |        |
|   |   | 27.5  | 29     | 36     | 19.5            | 19     | 17     | 19              | 19.5   |        |        |        |        |
| <br><br><b>Two Seat Sofa</b><br>COM Yardage: 7.25<br>Freight Class: 250<br>Product Weight (lbs.): 102<br>Cubic Feet Per Carton: 30         | <b>GC3362</b><br><br>Removable seat cushion.<br>Active weight 300 lbs./seat | \$3272  | \$3551 | \$3783 | \$4125          | \$4610 | \$4839 | \$5280          | \$5979 | \$6519 | \$7120 | \$8356 | \$9675 |
|   |   | OVERALL DIMENSIONS  |        |        | SEAT DIMENSIONS |        |        | BACK DIMENSIONS |        |        |        |        |        |
|   |   | W   | D      | H      | W               | D      | H      | W               | H      |        |        |        |        |
|   |   | 54.5  | 29     | 28.5   | 46.5            | 19     | 17     | 46.5            | 12     |        |        |        |        |
|   |   | Frame finish upcharges:<br>Chrome (CHM), no upcharge.<br>Brushed Chrome (BCH), add \$200. |        |        |                 |        |        |                 |        |        |        |        |        |

| DESCRIPTION   | MODEL#   | STANDARD FABRIC GRADES |        |        |                 |        |        |                 |        |        |         |         |         |
|---|--|------------------------|--------|--------|-----------------|--------|--------|-----------------|--------|--------|---------|---------|---------|
|   |  | COM                    | 2      | 3      | 4               | 5      | 6      | 7               | 8      | 9      | 10      | 11      | 12      |
| <br><br><b>High Back Two Seat Sofa</b><br>COM Yardage: 8<br>Freight Class: 250<br>Product Weight (lbs.): 107<br>Cubic Feet Per Carton: 44.75       | <b>GC3362HB</b>  | \$3377                 | \$3651 | \$4066 | \$4415          | \$4910 | \$5100 | \$5536          | \$6353 | \$6763 | \$7520  | \$8577  | \$9881  |
|   | Removable seat cushion<br>Active weight 300 lbs./seat  |                        |        |        |                 |        |        |                 |        |        |         |         |         |
|   |  | OVERALL DIMENSIONS     |        |        | SEAT DIMENSIONS |        |        | BACK DIMENSIONS |        |        |         |         |         |
|   |  | W                      | D      | H      | W               | D      | H      | W               | H      |        |         |         |         |
|   |  | 54.5                   | 29     | 36     | 46.5            | 19     | 17     | 46.5            | 19.5   |        |         |         |         |
| <br><br><b>Three Seat Sofa</b><br>COM Yardage: 10.5<br>Freight Class: 250<br>Product Weight (lbs.): 135<br>Cubic Feet Per Carton: 42.5             | <b>GC3363</b>  | \$4096                 | \$4504 | \$4838 | \$5334          | \$6037 | \$6367 | \$7004          | \$8019 | \$8799 | \$9669  | \$11460 | \$13371 |
|   | Removable seat cushion.<br>Active weight 300 lbs./seat |                        |        |        |                 |        |        |                 |        |        |         |         |         |
|   |  | OVERALL DIMENSIONS     |        |        | SEAT DIMENSIONS |        |        | BACK DIMENSIONS |        |        |         |         |         |
|   |  | W                      | D      | H      | W               | D      | H      | W               | H      |        |         |         |         |
|   |  | 78                     | 29     | 28.5   | 70.5            | 19     | 17     | 70.5            | 12     |        |         |         |         |
| <br><br><b>High Back Three Seat Sofa</b><br>COM Yardage: 12.25<br>Freight Class: 250<br>Product Weight (lbs.): 140<br>Cubic Feet Per Carton: 62.25 | <b>GC3363HB</b>  | \$4207                 | \$4629 | \$5216 | \$5751          | \$6514 | \$6800 | \$7461          | \$8713 | \$9343 | \$10506 | \$12124 | \$14118 |
|   | Removable seat cushion.<br>Active weight 300 lbs./seat |                        |        |        |                 |        |        |                 |        |        |         |         |         |
|   |  | OVERALL DIMENSIONS     |        |        | SEAT DIMENSIONS |        |        | BACK DIMENSIONS |        |        |         |         |         |
|   |  | W                      | D      | H      | W               | D      | H      | W               | H      |        |         |         |         |
|   |  | 78                     | 29     | 36     | 70.5            | 19     | 17     | 70.5            | 19.5   |        |         |         |         |

GC VITROLA



model GC8271LB  
Low Back Lounge Chair

model GC8271HB  
High Back Lounge Chair

Two Textile Application



EXAMPLE OAKVILLE ORDER CODE:

|          |                      |              |             |               |
|----------|----------------------|--------------|-------------|---------------|
| GC8271HB | -WA50                | -WA50        | NC          | -             |
| Model #  | Back/arms<br>textile | Seat textile | Armcap type | Armcap finish |

|          |            |            |            |                     |
|----------|------------|------------|------------|---------------------|
| -WOD     | -BKM       | -NBS       | -NSS       | -NB                 |
| Leg type | Leg finish | Back seams | Seat seams | Moisture<br>barrier |

STANDARD FEATURES

- Classic soft seating upholstery design with swooping arms.
- Available in two back heights.
- Features a cleanout at back of seat cushion.
- Arms are standard fully upholstered. Arm caps are available in Urethane or Solid Surface. See upcharges.
- Durable, steel seat structure.
- The seat underside is covered with non-porous material for ease of cleaning.
- The seat cushion is mechanically removable for replacement.
- Back spring structure provides comfort and durability.
- For added comfort, seats are standard with high density Ultracell foam.
- Tapered legs are standard in maple wood or optional Urethane, see upcharge.
- Models are standard with White non-marking nylon glides. See Glide Type for additional glide options.
- Sealed seams are available on chair backs and arms and/or seats (see model upcharges).
- A moisture barrier may be added to seat cushions only (see model upcharges). Not available with sealed seams.
- GC Vitrola is covered under Global Healthcare 12 year, 24/7 warranty when upholstered with minimum 100,000 DR textile. For healthcare textiles, visit the website at globalfurnituregroup.com.
- Can be upholstered in standard Global textiles if healthcare compliance is not required. Global's Limited Lifetime warranty applies.
- The series is available with contrasting fabrics. Specify arms, back and front rail separate from seat cushion (see model image).
- For pricing, start with the base price and add both back/arms graded textile upcharge and the seat graded textile upcharge.
- For alternate textile applications, contact Global specials. The Blended Textile matrix does not apply to this series.
- Shipped fully assembled
- GC Vitrola standard seating has 350 lb. capacity per seat; 600 lbs. for bariatric chairs.


SUGGESTED APPLICATIONS

- Lobbies
- Lounge/Waiting
- Patient rooms
- Resident rooms






OPTIONAL FEATURES

Add option codes in the following order:

- **Model number**  
Specify model number.
- **Back and arm textile**  
Specify textile code. See model grade upcharges.
- **Seat textile**  
Specify textile code. See model grade upcharges.
- **Armcap type**  
(NC) No armcap  
(SSU) Urethane armcap. Add \$171.  
(CO) Solid surface armcap. See color grade upcharge.
- **Armcap finish (urethane)**  
(BLK) Black (J52) Mocha  
(KAL) Kalua (SHW) Shadow  
(LAB) Latte (TOA) Toast
- **Armcap finish (solid surface)**  
Grade 1 - Add \$417:  
(SWH) Designer White  
Grade 2 - Add \$440:  
(SBT) Beige Tempest  
(SBX) Black Onyx Mirage  
(SMG) Milk Glass Spectra  
(SFW) Frosty White Mirage  
(SHS) Hot Stone  
(SNM) Northern Melange
- **Leg type**  
(WOD) Wood. No upcharge.  
(SSU) Urethane. Add \$205.
- **Leg finish (wood)**  
(AAM) Absolute (MWM) Medium Walnut  
(BKM) Black (NLW) Natural Walnut  
(ACM) Cherry (ASM) Night  
(EOM) English Oak (NBM) Noce Biondo  
(ECM) Espresso Cafe (NGM) Noce Grigio  
(TFM) Fruitwood (NEM) Noce Leggero  
(HGM) Grey (NMM) Noce Medio  
(AHM) Honey (SBM) Sandy Beach  
(JOM) Jet Onyx (SKM) Shaker Cherry  
(TMM) Mahogany (TWM) Walnut  
(AVM) Maple (WTM) WC Cream  
(WHM) White (WCM) Winter Cherry
- **Leg finish (urethane)**  
(BLK) Black (J52) Mocha  
(KAL) Kalua (SHW) Shadow  
(LAB) Latte (TOA) Toast
- **Fastener type**  
(RS) Standard fasteners.  
(TP) Tamperproof fasteners. Add \$94.
- **Glide type**  
(NM) Non-marking glide. Standard.  
(SG) Steel cushion glide. Add \$36.  
(RG) Rubber, non-slip glide. Add \$36.  
(FG) Felt glide. Add \$36.
- **Back and arm seams** (Contact Customer Care for approved textiles.)  
(NS) No sealed seams.  
(SBS) Sealed back and arm seams. See model upcharge.
- **Seat seams** (Contact Customer Care for approved textiles.)  
(NS) No sealed seams.  
(SSS) Sealed seat seams. See model upcharge.
- **Moisture Barrier** (seat only, not available with sealed seams)  
(NB) No moisture barrier. No upcharge.  
(MB) Moisture barrier. See model upcharge.

| DESCRIPTION   |                 | MODEL#   | STANDARD TEXTILE GRADES |               |               |                 |               |               |                 |                |                |                |                |                |
|---|-----------------|--|-------------------------|---------------|---------------|-----------------|---------------|---------------|-----------------|----------------|----------------|----------------|----------------|----------------|
|   |                 |  | 1/COM                   | 2             | 3             | 4               | 5             | 6             | 7               | 8              | 9              | 10             | 11             | 12             |
|    | <b>GC8271LB</b> | Base Price:  | <b>\$2210</b>           |               |               |                 |               |               |                 |                |                |                |                |                |
|   |                 | Back/Arm upcharge:   | <b>+0</b>               | <b>+\$152</b> | <b>+\$272</b> | <b>+\$447</b>   | <b>+\$694</b> | <b>+\$798</b> | <b>+\$1012</b>  | <b>+\$1349</b> | <b>+\$1601</b> | <b>+\$1876</b> | <b>+\$2450</b> | <b>+\$3054</b> |
|   |                 | Seat upcharge:   | <b>+0</b>               | <b>+\$43</b>  | <b>+\$76</b>  | <b>+\$125</b>   | <b>+\$194</b> | <b>+\$222</b> | <b>+\$282</b>   | <b>+\$375</b>  | <b>+\$446</b>  | <b>+\$522</b>  | <b>+\$681</b>  | <b>+\$849</b>  |
|   |                 |  | OVERALL DIMENSIONS      |               |               | SEAT DIMENSIONS |               |               | BACK DIMENSIONS |                |                |                |                |                |
|   |                 |  | W                       | D             | H             | W               | D             | H             | W               | H              |                |                |                |                |
|   |                 |  | 28.25                   | 32.25         | 34.25         | 21.5            | 19.25         | 18.5          | 22.5            | 15.75          |                |                |                |                |
| <b>Lounge Chair</b><br>COM Yardage: Back/Arms: 4.5; Seat: 1.25<br>Freight Class: 250<br>Product Weight (lbs.): 74.5<br>Cubic Feet Per Carton: 20.25 |                 | Active weight 350 lbs.   |                         |               |               |                 |               |               |                 |                |                |                |                |                |
|   |                 | Moisture barrier (MB), add \$113<br>Sealed seams (SBS), add \$156<br>Sealed seat seams (SSS), add \$22 | RTA 00 1 per carton     |               |               |                 |               |               |                 |                |                |                |                |                |
|   |                 |  |                         |               |               |                 |               |               |                 |                |                |                |                |                |
|   |                 |  |                         |               |               |                 |               |               |                 |                |                |                |                |                |
|   |                 |  |                         |               |               |                 |               |               |                 |                |                |                |                |                |
|   |                 |  |                         |               |               |                 |               |               |                 |                |                |                |                |                |
|   |                 |  |                         |               |               |                 |               |               |                 |                |                |                |                |                |
|   |                 |  |                         |               |               |                 |               |               |                 |                |                |                |                |                |
|   |                 |  |                         |               |               |                 |               |               |                 |                |                |                |                |                |
|   |                 |  |                         |               |               |                 |               |               |                 |                |                |                |                |                |
|   |                 |  |                         |               |               |                 |               |               |                 |                |                |                |                |                |
|   |                 |  |                         |               |               |                 |               |               |                 |                |                |                |                |                |
|   |                 |  |                         |               |               |                 |               |               |                 |                |                |                |                |                |
|   |                 |  |                         |               |               |                 |               |               |                 |                |                |                |                |                |
|   |                 |  |                         |               |               |                 |               |               |                 |                |                |                |                |                |
|   |                 |  |                         |               |               |                 |               |               |                 |                |                |                |                |                |
|   |                 |  |                         |               |               |                 |               |               |                 |                |                |                |                |                |
|   |                 |  |                         |               |               |                 |               |               |                 |                |                |                |                |                |
|   |                 |  |                         |               |               |                 |               |               |                 |                |                |                |                |                |
|   |                 |  |                         |               |               |                 |               |               |                 |                |                |                |                |                |
|   |                 |  |                         |               |               |                 |               |               |                 |                |                |                |                |                |
|   |                 |  |                         |               |               |                 |               |               |                 |                |                |                |                |                |
|   |                 |  |                         |               |               |                 |               |               |                 |                |                |                |                |                |
|   |                 |  |                         |               |               |                 |               |               |                 |                |                |                |                |                |
|   |                 |  |                         |               |               |                 |               |               |                 |                |                |                |                |                |
|   |                 |  |                         |               |               |                 |               |               |                 |                |                |                |                |                |
|   |                 |  |                         |               |               |                 |               |               |                 |                |                |                |                |                |
|   |                 |  |                         |               |               |                 |               |               |                 |                |                |                |                |                |
|   |                 |  |                         |               |               |                 |               |               |                 |                |                |                |                |                |
|   |                 |  |                         |               |               |                 |               |               |                 |                |                |                |                |                |
|   |                 |  |                         |               |               |                 |               |               |                 |                |                |                |                |                |
|   |                 |  |                         |               |               |                 |               |               |                 |                |                |                |                |                |
|   |                 |  |                         |               |               |                 |               |               |                 |                |                |                |                |                |
|   |                 |  |                         |               |               |                 |               |               |                 |                |                |                |                |                |
|   |                 |  |                         |               |               |                 |               |               |                 |                |                |                |                |                |
|   |                 |  |                         |               |               |                 |               |               |                 |                |                |                |                |                |
|   |                 |  |                         |               |               |                 |               |               |                 |                |                |                |                |                |
|   |                 |  |                         |               |               |                 |               |               |                 |                |                |                |                |                |
|   |                 |  |                         |               |               |                 |               |               |                 |                |                |                |                |                |
|   |                 |  |                         |               |               |                 |               |               |                 |                |                |                |                |                |
|   |                 |  |                         |               |               |                 |               |               |                 |                |                |                |                |                |
|   |                 |  |                         |               |               |                 |               |               |                 |                |                |                |                |                |
|   |                 |  |                         |               |               |                 |               |               |                 |                |                |                |                |                |
|   |                 |  |                         |               |               |                 |               |               |                 |                |                |                |                |                |
|   |                 |  |                         |               |               |                 |               |               |                 |                |                |                |                |                |
|   |                 |  |                         |               |               |                 |               |               |                 |                |                |                |                |                |
|   |                 |  |                         |               |               |                 |               |               |                 |                |                |                |                |                |
|   |                 |  |                         |               |               |                 |               |               |                 |                |                |                |                |                |
|   |                 |  |                         |               |               |                 |               |               |                 |                |                |                |                |                |
|   |                 |  |                         |               |               |                 |               |               |                 |                |                |                |                |                |
|   |                 |  |                         |               |               |                 |               |               |                 |                |                |                |                |                |
|   |                 |  |                         |               |               |                 |               |               |                 |                |                |                |                |                |
|   |                 |  |                         |               |               |                 |               |               |                 |                |                |                |                |                |
|   |                 |  |                         |               |               |                 |               |               |                 |                |                |                |                |                |
|   |                 |  |                         |               |               |                 |               |               |                 |                |                |                |                |                |
|   |                 |  |                         |               |               |                 |               |               |                 |                |                |                |                |                |
|   |                 |  |                         |               |               |                 |               |               |                 |                |                |                |                |                |
|   |                 |  |                         |               |               |                 |               |               |                 |                |                |                |                |                |
|   |                 |  |                         |               |               |                 |               |               |                 |                |                |                |                |                |
|   |                 |  |                         |               |               |                 |               |               |                 |                |                |                |                |                |
|   |                 |  |                         |               |               |                 |               |               |                 |                |                |                |                |                |
|   |                 |  |                         |               |               |                 |               |               |                 |                |                |                |                |                |
|   |                 |  |                         |               |               |                 |               |               |                 |                |                |                |                |                |
|   |                 |  |                         |               |               |                 |               |               |                 |                |                |                |                |                |
|   |                 |  |                         |               |               |                 |               |               |                 |                |                |                |                |                |
|   |                 |  |                         |               |               |                 |               |               |                 |                |                |                |                |                |
|   |                 |  |                         |               |               |                 |               |               |                 |                |                |                |                |                |
|   |                 |  |                         |               |               |                 |               |               |                 |                |                |                |                |                |
|   |                 |  |                         |               |               |                 |               |               |                 |                |                |                |                |                |
|   |                 |  |                         |               |               |                 |               |               |                 |                |                |                |                |                |
|   |                 |  |                         |               |               |                 |               |               |                 |                |                |                |                |                |
|   |                 |  |                         |               |               |                 |               |               |                 |                |                |                |                |                |
|   |                 |  |                         |               |               |                 |               |               |                 |                |                |                |                |                |
|   |                 |  |                         |               |               |                 |               |               |                 |                |                |                |                |                |
|   |                 |  |                         |               |               |                 |               |               |                 |                |                |                |                |                |
|   |                 |  |                         |               |               |                 |               |               |                 |                |                |                |                |                |
|   |                 |  |                         |               |               |                 |               |               |                 |                |                |                |                |                |
|   |                 |  |                         |               |               |                 |               |               |                 |                |                |                |                |                |
|   |                 |  |                         |               |               |                 |               |               |                 |                |                |                |                |                |
|   |                 |  |                         |               |               |                 |               |               |                 |                |                |                |                |                |
|   |                 |  |                         |               |               |                 |               |               |                 |                |                |                |                |                |
|   |                 |  |                         |               |               |                 |               |               |                 |                |                |                |                |                |
|   |                 |  |                         |               |               |                 |               |               |                 |                |                |                |                |                |
|   |                 |  |                         |               |               |                 |               |               |                 |                |                |                |                |                |
|   |                 |  |                         |               |               |                 |               |               |                 |                |                |                |                |                |
|   |                 |  |                         |               |               |                 |               |               |                 |                |                |                |                |                |
|   |                 |  |                         |               |               |                 |               |               |                 |                |                |                |                |                |
|   |                 |  |                         |               |               |                 |               |               |                 |                |                |                |                |                |
|   |                 |  |                         |               |               |                 |               |               |                 |                |                |                |                |                |
|   |                 |  |                         |               |               |                 |               |               |                 |                |                |                |                |                |
|   |                 |  |                         |               |               |                 |               |               |                 |                |                |                |                |                |
|   |                 |  |                         |               |               |                 |               |               |                 |                |                |                |                |                |
|   |                 |  |                         |               |               |                 |               |               |                 |                |                |                |                |                |
|   |                 |  |                         |               |               |                 |               |               |                 |                |                |                |                |                |
|   |                 |  |                         |               |               |                 |               |               |                 |                |                |                |                |                |
|   |                 |  |                         |               |               |                 |               |               |                 |                |                |                |                |                |
|   |                 |  |                         |               |               |                 |               |               |                 |                |                |                |                |                |
|   |                 |  |                         |               |               |                 |               |               |                 |                |                |                |                |                |
|   |                 |  |                         |               |               |                 |               |               |                 |                |                |                |                |                |
|   |                 |  |                         |               |               |                 |               |               |                 |                |                |                |                |                |
|   |                 |  |                         |               |               |                 |               |               |                 |                |                |                |                |                |
|   |                 |  |                         |               |               |                 |               |               |                 |                |                |                |                |                |
|   |                 |  |                         |               |               |                 |               |               |                 |                |                |                |                |                |
|   |                 |  |                         |               |               |                 |               |               |                 |                |                |                |                |                |
|   |                 |  |                         |               |               |                 |               |               |                 |                |                |                |                |                |
|   |                 |  |                         |               |               |                 |               |               |                 |                |                |                |                |                |
|   |                 |  |                         |               |               |                 |               |               |                 |                |                |                |                |                |
|   |                 |  |                         |               |               |                 |               |               |                 |                |                |                |                |                |
|   |                 |  |                         |               |               |                 |               |               |                 |                |                |                |                |                |
|   |                 |  |                         |               |               |                 |               |               |                 |                |                |                |                |                |
|   |                 |  |                         |               |               |                 |               |               |                 |                |                |                |                |                |
|   |                 |  |                         |               |               |                 |               |               |                 |                |                |                |                |                |
|   |                 |  |                         |               |               |                 |               |               |                 |                |                |                |                |                |
|   |                 |  |                         |               |               |                 |               |               |                 |                |                |                |                |                |
|   |                 |  |                         |               |               |                 |               |               |                 |                |                |                |                |                |
|   |                 |  |                         |               |               |                 |               |               |                 |                |                |                |                |                |
|   |                 |  |                         |               |               |                 |               |               |                 |                |                |                |                |                |
|   |                 |  |                         |               |               |                 |               |               |                 |                |                |                |                |                |
|   |                 |  |                         |               |               |                 |               |               |                 |                |                |                |                |                |
|   |                 |  |                         |               |               |                 |               |               |                 |                |                |                |                |                |
|   |                 |  |                         |               |               |                 |               |               |                 |                |                |                |                |                |
|   |                 |  |                         |               |               |                 |               |               |                 |                |                |                |                |                |
|   |                 |  |                         |               |               |                 |               |               |                 |                |                |                |                |                |
|   |                 |  |                         |               |               |                 |               |               |                 |                |                |                |                |                |
|   |                 |  |                         |               |               |                 |               |               |                 |                |                |                |                |                |
|   |                 |  |                         |               |               |                 |               |               |                 |                |                |                |                |                |
|   |                 |  |                         |               |               |                 |               |               |                 |                |                |                |                |                |
|   |                 |  |                         |               |               |                 |               |               |                 |                |                |                |                |                |
|   |                 |  |                         |               |               |                 |               |               |                 |                |                |                |                |                |
|   |                 |  |                         |               |               |                 |               |               |                 |                |                |                |                |                |
|   |                 |  |                         |               |               |                 |               |               |                 |                |                |                |                |                |
|   |                 |  |                         |               |               |                 |               |               |                 |                |                |                |                |                |
|   |                 |  |                         |               |               |                 |               |               |                 |                |                |                |                |                |
|   |                 |  |                         |               |               |                 |               |               |                 |                |                |                |                |                |
|   |                 |  |                         |               |               |                 |               |               |                 |                |                |                |                |                |
|   |                 |  |                         |               |               |                 |               |               |                 |                |                |                |                |                |
|   |                 |  |                         |               |               |                 |               |               |                 |                |                |                |                |                |
|   |                 |  |                         |               |               |                 |               |               |                 |                |                |                |                |                |
|   |                 |  |                         |               |               |                 |               |               |                 |                |                |                |                |                |
|   |                 |  |                         |               |               |                 |               |               |                 |                |                |                |                |                |
|   |                 |  |                         |               |               |                 |               |               |                 |                |                |                |                |                |
|   |                 |  |                         |               |               |                 |               |               |                 |                |                |                |                |                |
|   |                 |  |                         |               |               |                 |               |               |                 |                |                |                |                |                |
|   |                 |  |                         |               |               |                 |               |               |                 |                |                |                |                |                |
|   |                 |  |                         |               |               |                 |               |               |                 |                |                |                |                |                |
|   |                 |  |                         |               |               |                 |               |               |                 |                |                |                |                |                |
|   |                 |  |                         |               |               |                 |               |               |                 |                |                |                |                |                |
|   |                 |  |                         |               |               |                 |               |               |                 |                |                |                |                |                |
|   |                 |  |                         |               |               |                 |               |               |                 |                |                |                |                |                |
|   |                 |  |                         |               |               |                 |               |               |                 |                |                |                |                |                |
|   |                 |  |                         |               |               |                 |               |               |                 |                |                |                |                |                |
|   |                 |  |                         |               |               |                 |               |               |                 |                |                |                |                |                |
|   |                 |  |                         |               |               |                 |               |               |                 |                |                |                |                |                |
|   |                 |  |                         |               |               |                 |               |               |                 |                |                |                |                |                |
|   |                 |  |                         |               |               |                 |               |               |                 |                |                |                |                |                |
|   |                 |  |                         |               |               |                 |               |               |                 |                |                |                |                |                |
|   |                 |  |                         |               |               |                 |               |               |                 |                |                |                |                |                |
|   |                 |  |                         |               |               |                 |               |               |                 |                |                |                |                |                |
|   |                 |  |                         |               |               |                 |               |               |                 |                |                |                |                |                |
|   |                 |  |                         |               |               |                 |               |               |                 |                |                |                |                |                |
|   |                 |  |                         |               |               |                 |               |               |                 |                |                |                |                |                |
|   |                 |  |                         |               |               |                 |               |               |                 |                |                |                |                |                |
|   |                 |  |                         |               |               |                 |               |               |                 |                |                |                |                |                |
|   |                 |  |                         |               |               |                 |               |               |                 |                |                |                |                |                |
|   |                 |  |                         |               |               |                 |               |               |                 |                |                |                |                |                |
|   |                 |  |                         |               |               |                 |               |               |                 |                |                |                |                |                |
|   |                 |  |                         |               |               |                 |               |               |                 |                |                |                |                |                |
|   |                 |  |                         |               |               |                 |               |               |                 |                |                |                |                |                |
|   |                 |  |                         |               |               |                 |               |               |                 |                |                |                |                |                |
|   |                 |  |                         |               |               |                 |               |               |                 |                |                |                |                |                |
|   |                 |  |                         |               |               |                 |               |               |                 |                |                |                |                |                |
|   |                 |  |                         |               |               |                 |               |               |                 |                |                |                |                |                |
|   |                 |  |                         |               |               |                 |               |               |                 |                |                |                |                |                |
|   |                 |  |                         |               |               |                 |               |               |                 |                |                |                |                |                |
|   |                 |  |                         |               |               |                 |               |               |                 |                |                |                |                |                |
|   |                 |  |                         |               |               |                 |               |               |                 |                |                |                |                |                |
|   |                 |  |                         |               |               |                 |               |               |                 |                |                |                |                |                |
|   |                 |  |                         |               |               |                 |               |               |                 |                |                |                |                |                |
|   |                 |  |                         |               |               |                 |               |               |                 |                |                |                |                |                |
|   |                 |  |                         |               |               |                 |               |               |                 |                |                |                |                |                |
|   |                 |  |                         |               |               |                 |               |               |                 |                |                |                |                |                |
|   |                 |  |                         |               |               |                 |               |               |                 |                |                |                |                |                |
|   |                 |  |                         |               |               |                 |               |               |                 |                |                |                |                |                |
|   |                 |  |                         |               |               |                 |               |               |                 |                |                |                |                |                |
|   |                 |  |                         |               |               |                 |               |               |                 |                |                |                |                |                |
|   |                 |  |                         |               |               |                 |               |               |                 |                |                |                |                |                |
|   |                 |  |                         |               |               |                 |               |               |                 |                |                |                |                |                |
|   |                 |  |                         |               |               |                 |               |               |                 |                |                |                |                |                |



| DESCRIPTION   | MODEL#  | STANDARD TEXTILE GRADES           |                                  |                    |        |                 |         |         |                 |         |         |         |         |         |
|---|---|-----------------------------------|----------------------------------|--------------------|--------|-----------------|---------|---------|-----------------|---------|---------|---------|---------|---------|
|    |   | 1/COM                             | 2                                | 3                  | 4      | 5               | 6       | 7       | 8               | 9       | 10      | 11      | 12      |         |
|   | GC8272HB  | Base Price:                       | \$3506                           |                    |        |                 |         |         |                 |         |         |         |         |         |
|   |   | Back/Arm upcharge:                | +0                               | +\$203             | +\$361 | +\$596          | +\$925  | +\$1064 | +\$1349         | +\$1798 | +\$2134 | +\$2501 | +\$3267 | +\$4071 |
|   |   | Seat upcharge:                    | +0                               | +\$51              | +\$91  | +\$149          | +\$232  | +\$266  | +\$338          | +\$450  | +\$534  | +\$626  | +\$817  | +\$1019 |
|   |   |                                   | OVERALL DIMENSIONS               |                    |        | SEAT DIMENSIONS |         |         | BACK DIMENSIONS |         |         |         |         |         |
|   |   |                                   | W                                | D                  | H      | W               | D       | H       | W               | H       |         |         |         |         |
|   |   |                                   | 50.5                             | 33.75              | 42     | 43.5            | 19.25   | 18.5    | 43.5            | 23.5    |         |         |         |         |
| <b>High Back Two Seat Sofa</b><br>COM Yardage: Back/Arms: 6; Seat: 1.5<br>Freight Class: 250<br>Product Weight (lbs.): 116.5<br>Cubic Feet Per Carton: 48.25    |   | Active weight 350 lbs./seat       |                                  |                    |        |                 |         |         |                 |         |         |         |         |         |
|   |   | Moisture barrier (MB), add \$225  |                                  |                    |        |                 |         |         |                 |         |         |         |         |         |
|   |   | Sealed seams (SBS), add \$215     |                                  |                    |        |                 |         |         |                 |         |         |         |         |         |
|   |   | Sealed seat seams (SSS), add \$45 |                                  | RTA 001 per carton |        |                 |         |         |                 |         |         |         |         |         |
|    |   | 1/COM                             | 2                                | 3                  | 4      | 5               | 6       | 7       | 8               | 9       | 10      | 11      | 12      |         |
|   | GC8273LB  | Base Price:                       | \$4435                           |                    |        |                 |         |         |                 |         |         |         |         |         |
|   |   | Back/Arm upcharge:                | +0                               | +\$169             | +\$301 | +\$496          | +\$771  | +\$887  | +\$1124         | +\$1499 | +\$1778 | +\$2084 | +\$2722 | +\$3392 |
|   |   | Seat upcharge:                    | +0                               | +\$51              | +\$91  | +\$149          | +\$232  | +\$266  | +\$338          | +\$450  | +\$534  | +\$626  | +\$817  | +\$1019 |
|   |   |                                   | OVERALL DIMENSIONS               |                    |        | SEAT DIMENSIONS |         |         | BACK DIMENSIONS |         |         |         |         |         |
|   |   |                                   | W                                | D                  | H      | W               | D       | H       | W               | H       |         |         |         |         |
|   |   |                                   | 71.5                             | 32.25              | 34.25  | 65              | 19.25   | 18.5    | 65              | 15.75   |         |         |         |         |
| <b>Three Seat Sofa</b><br>COM Yardage: Back/Arms: 6.25; Seat: 2<br>Freight Class: 250<br>Product Weight (lbs.): 133<br>Cubic Feet Per Carton: 56.75             |   | Active weight 350 lbs./seat       |                                  |                    |        |                 |         |         |                 |         |         |         |         |         |
|   |   | Moisture barrier (MB), add \$337  |                                  |                    |        |                 |         |         |                 |         |         |         |         |         |
|   |   | Sealed seams (SBS), add \$218     |                                  |                    |        |                 |         |         |                 |         |         |         |         |         |
|   |   | Sealed seat seams (SSS), add \$69 |                                  | RTA 001 per carton |        |                 |         |         |                 |         |         |         |         |         |
|   |   | 1/COM                             | 2                                | 3                  | 4      | 5               | 6       | 7       | 8               | 9       | 10      | 11      | 12      |         |
|   | GC8273HB  | Base Price:                       | \$4704                           |                    |        |                 |         |         |                 |         |         |         |         |         |
|   |   | Back/Arm upcharge:                | +0                               | +\$245             | +\$437 | +\$720          | +\$1118 | +\$1285 | +\$1630         | +\$2173 | +\$2579 | +\$3022 | +\$3947 | +\$4919 |
|   |   | Seat upcharge:                    | +0                               | +\$68              | +\$121 | +\$199          | +\$309  | +\$355  | +\$450          | +\$600  | +\$712  | +\$834  | +\$1089 | +\$1357 |
|   |   |                                   | OVERALL DIMENSIONS               |                    |        | SEAT DIMENSIONS |         |         | BACK DIMENSIONS |         |         |         |         |         |
|   |   |                                   | W                                | D                  | H      | W               | D       | H       | W               | H       |         |         |         |         |
|   |   |                                   | 71.5                             | 33.75              | 42     | 65              | 19.25   | 18.5    | 65              | 23.5    |         |         |         |         |
| <b>High Back Three Seat Sofa</b><br>COM Yardage: Back/Arms: 7.25; Seat: 2<br>Freight Class: 250<br>Product Weight (lbs.): 153.5<br>Cubic Feet Per Carton: 68.75 |   | Active weight 350 lbs./seat       |                                  |                    |        |                 |         |         |                 |         |         |         |         |         |
|   |   | Moisture barrier (MB), add \$337  |                                  |                    |        |                 |         |         |                 |         |         |         |         |         |
|   |   | Sealed seams (SBS), add \$246     |                                  |                    |        |                 |         |         |                 |         |         |         |         |         |
|   |   | Sealed seat seams (SSS), add \$69 |                                  | RTA 001 per carton |        |                 |         |         |                 |         |         |         |         |         |
|    |   | 1/COM                             | 2                                | 3                  | 4      | 5               | 6       | 7       | 8               | 9       | 10      | 11      | 12      |         |
|   | GC8275  | List Price:                       | \$992                            | \$1043             | \$1083 | \$1141          | \$1224  | \$1258  | \$1330          | \$1442  | \$1526  | \$1618  | \$1809  | \$2011  |
|   |   |                                   | OVERALL DIMENSIONS               |                    |        | SEAT DIMENSIONS |         |         | BACK DIMENSIONS |         |         |         |         |         |
|   |   |                                   | W                                | D                  | H      | W               | D       | H       | W               | H       |         |         |         |         |
|   |   |                                   | 24                               | 24                 | 18     | 0               | 0       | 18      |                 |         |         |         |         |         |
|   | <b>Bench</b><br>COM Yardage: 1.5<br>Freight Class: 250<br>Product Weight (lbs.): 30.5<br>Cubic Feet Per Carton: 8             |                                   | Active weight 350 lbs.           |                    |        |                 |         |         |                 |         |         |         |         |         |
|   |   |                                   | Moisture barrier (MB), add \$113 |                    |        |                 |         |         |                 |         |         |         |         |         |
|   |   | Sealed seat seams (SSS), add \$23 |                                  | RTA 001 per carton |        |                 |         |         |                 |         |         |         |         |         |
|    |   | 1/COM                             | 2                                | 3                  | 4      | 5               | 6       | 7       | 8               | 9       | 10      | 11      | 12      |         |
|   | GC8275B   | List Price:                       | \$1179                           | \$1247             | \$1300 | \$1378          | \$1488  | \$1534  | \$1629          | \$1779  | \$1891  | \$2013  | \$2268  | \$2536  |
|   |   |                                   | OVERALL DIMENSIONS               |                    |        | SEAT DIMENSIONS |         |         | BACK DIMENSIONS |         |         |         |         |         |
|   |   |                                   | W                                | D                  | H      | W               | D       | H       | W               | H       |         |         |         |         |
|   |   |                                   | 34                               | 24                 | 18     | 0               | 0       | 18      |                 |         |         |         |         |         |
|   | <b>Bariatric Width Bench</b><br>COM Yardage: 2<br>Freight Class: 150<br>Product Weight (lbs.): 39<br>Cubic Feet Per Carton: 8 |                                   | Active weight 350 lbs.           |                    |        |                 |         |         |                 |         |         |         |         |         |
|   |   |                                   | Moisture barrier (MB), add \$169 |                    |        |                 |         |         |                 |         |         |         |         |         |
|   |   | Sealed seat seams (SSS), add \$23 |                                  | RTA 001 per carton |        |                 |         |         |                 |         |         |         |         |         |

JANNA



model GC7609

STANDARD FEATURES

- Very often tight spaces create a challenge when additional seating is required for guests. Janna's unique folding frame is the perfect solution for temporary seating, especially where space is at a premium.
- Molded wood veneer frame.
- Concealed folding mechanism uses metal-to-metal construction details with lock tight fasteners.
- For added comfort, seats are standard with high density foam.
- Non-marking nylon glides are standard.
- For healthcare textiles, visit the website at [globalfurnituregroup.com](http://globalfurnituregroup.com).
- Can be upholstered in standard Global textiles if Healthcare compliance is not required
- Shipped fully assembled.



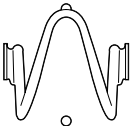
OPTIONAL FEATURES

- **Wood frame finish.** Please specify.  
(AAM) Absolute (MWM) Medium Walnut  
(BKM) Black (NLW) Natural Walnut  
(ACM) Cherry (ASM) Night  
(EOM) English Oak (NBM) Noce Biondo  
(ECM) Espresso Cafe (NGM) Noce Grigio  
(TFM) Fruitwood (NEM) Noce Leggero  
(HGM) Grey (NMM) Noce Medio  
(AHM) Honey (SBM) Sandy Beach  
(JOM) Jet Onyx (SKM) Shaker Cherry  
(TMM) Mahogany (TWM) Walnut  
(AVM) Maple (WTM) WC Cream  
(WHM) White (WCM) Winter Cherry
- Optional cushion glide is available - **Add \$18** list upcharge.
- Optional wall bracket (model GC7607) allows chairs to be conveniently stored while not in use. (Underside of chair seat is predrilled to accept wall bracket.)
- For moisture barrier (seat only), **Add \$137** list upcharge.

SUGGESTED APPLICATIONS


- Dining/Cafeteria

- Guest seating
- Lounge/Waiting
- Office/Meeting
- Patient rooms
- Resident rooms
- Treatment/Exam

| DESCRIPTION   | MODEL#                 | STANDARD FABRIC GRADES |       |       |                 |        |        |                 |        |        |        |        |        |
|---|------------------------|------------------------|-------|-------|-----------------|--------|--------|-----------------|--------|--------|--------|--------|--------|
|   |                        | COM                    | 2     | 3     | 4               | 5      | 6      | 7               | 8      | 9      | 10     | 11     | 12     |
|   | GC7609                 | \$739                  | \$772 | \$805 | \$850           | \$910  | \$936  | \$990           | \$1092 | \$1143 | \$1240 | \$1371 | \$1534 |
|   |                        | OVERALL DIMENSIONS     |       |       | SEAT DIMENSIONS |        |        | BACK DIMENSIONS |        |        |        |        |        |
|   |                        | W                      | D     | H     | W               | D      | H      | W               | H      |        |        |        |        |
| <b>Folding Chair</b> Upholstered Back<br>COM Yardage: 1<br>Freight Class: 150<br>Product Weight (lbs.): 19<br>Cubic Feet Per Carton: 3.5  | Active weight 300 lbs. | 19                     | 22.5  | 32.5  |                 | 16     | 17.5   | 18.5            |        | 16     |        | 13.5   |        |
|    |                        | COM                    | 2     | 3     | 4               | 5      | 6      | 7               | 8      | 9      | 10     | 11     | 12     |
|   | GC7611                 | \$839                  | \$873 | \$908 | \$951           | \$1013 | \$1038 | \$1092          | \$1194 | \$1246 | \$1341 | \$1472 | \$1636 |
|   |                        | OVERALL DIMENSIONS     |       |       | SEAT DIMENSIONS |        |        | BACK DIMENSIONS |        |        |        |        |        |
|   |                        | W                      | D     | H     | W               | D      | H      | W               | H      |        |        |        |        |
| <b>Folding Chair</b> Wood Back<br>COM Yardage: 1<br>Freight Class: 150<br>Product Weight (lbs.): 19<br>Cubic Feet Per Carton: 3.5   | Active weight 300 lbs. | 19                     | 22.5  | 32.5  |                 | 16     | 17.5   | 18.5            |        | 16     |        | 13.5   |        |
|    |                        | List Price             |       |       |                 |        |        |                 |        |        |        |        |        |
|   | GC7607                 | \$69                   |       |       |                 |        |        |                 |        |        |        |        |        |
|   |                        | OVERALL DIMENSIONS     |       |       | SEAT DIMENSIONS |        |        | BACK DIMENSIONS |        |        |        |        |        |
|   |                        | W                      | D     | H     | W               | D      | H      | W               | H      |        |        |        |        |
| <b>Wall Mounting Bracket.</b><br><i>For Janna series only. Allows for hanging a chair on the wall or behind a door.</i><br>COM Yardage: --<br>Freight Class: 70<br>Product Weight (lbs.): 1.5<br>Cubic Feet Per Carton: 0.1   |                        | 3                      | 1.5   | 3.5   |                 |        |        |                 |        |        |        |        |        |
| <b>If ordering after the original purchase, specify GC7607.</b><br><b>For complete set at time of order - specify WLHK. Add \$70.</b><br>Two (one pair) per package in chrome finish. One bracket connects to the underside of the chair seat. The second bracket connects to the wall or door. |                        |                        |       |       |                 |        |        |                 |        |        |        |        |        |



NOURISH



STANDARD FEATURES

- Nourish is an innovative, state-of-the-art patient chair, developed in consultation with leading healthcare professionals. It embraces the body, cultivating comfort during periods of recovery.
- All chair models have left and right, easy to operate transfer arms. Transfer arms allow users to easily transfer in and out of the chair and provide easy access to assist the user.
- Models with fixed legs have a standard seat height of 18.5".
- Models with adjustable legs have adjustment pins to conveniently adapt seat heights from 17" to 20". 20" seat height models (-20) have a seat height adjustment range of 20" to 23". Front and back legs can be adjusted separately allowing modification of seat pitch, forward or rearward.
- Models with rear casters allow for 'tip and move' so the chair can be conveniently relocated while unoccupied. The optional push bar aids staff in moving the chair (see upcharge). Push bar matches frame finish.
- Select models have a unique Schukra depth adjustable headrest solution integrated inside the back near the user's neck area. The depth is controlled by a handle on the lower outer back cushion.
- Schukra depth adjustable lumbar support for additional comfort is standard on select models.
- Standard models have minimal flex to the back. Flex back models (F model suffix) have additional back movement.
- For added comfort, seats are standard with high density Ultracell foam.
- Metal frame is available in several paint finishes.
- The arm structure finish is Tungsten with a urethane armcap, available in five finishes.
- Available to specify with two textiles, one for the seat cushion and one for the back (see model image). For pricing, start with the base price and add both back graded textile upcharge and seat graded textile upcharge.
- The Blended Textile matrix does not apply to this series.
- Nourish is covered under Global's 12-yr, 24/7 warranty. Textiles with a minimum of 100,000 double rubs must be specified.
- For healthcare textile and finish options, visit the website at [globalfurnituregroup.com](http://globalfurnituregroup.com).
- Can be upholstered in standard Global textiles if high traffic, heavy duty or multi-shift compliance is not required. Global's limited lifetime warranty applies.
- Shipped fully assembled.
- Active weight capacity for standard single seat is 350 lbs. and 750 lbs for bariatric seating.

Add option codes in the following order:

- Model number**  
Specify model number
- Back Textile**  
Specify textile code.
- Seat Textile**  
Specify textile code.
- Frame Finish**  
(TBL) Black  
(TIV) Cloud  
(TDW) Designer White  
(TFO) Fog  
(TFR) Frost  
(TKA) Kalua  
(TLA) Latte  
(TMO) Mocha  
(TNE) Nevada  
(TSN) Sand  
(TSH) Shadow  
(TOA) Toast  
(TTU) Tungsten
- Back Push Bar** (matches frame finish)  
(NBR) No push bar  
(PBR) Back push bar. Add \$159.
- Armcap Finish**  
(BLK) Black  
(LAB) Latte  
(J52) Mocha  
(SHW) Shadow  
(TOA) Toast
- Sealed Seat Underside**  
(ST) None  
(SU) Sealed seat underside. Add \$53.  
For bariatric, add \$64.  
For ottoman, add \$35.
- Moisture Barrier** (seat only, not available with sealed seams)  
(NB) No moisture barrier.  
(MB) Moisture barrier. Add \$137. For bariatric, add \$195.
- Back Seams**  
(NS) No sealed seams  
(SBS) Sealed back seams. Add \$64; bariatric add \$103.
- Seat Seams**  
(NS) No sealed seat seams  
(SSS) Sealed seat seams. Add \$25; bariatric add \$28.



SUGGESTED APPLICATIONS



- Bariatric seating (model GC3685)
- Lounge/Waiting
- Patient rooms
- Resident rooms
- Treatment/Exam rooms



EXAMPLE NOURISH ORDER CODE:



|         |              |              |              |          |               |                |                  |            |            |
|---------|--------------|--------------|--------------|----------|---------------|----------------|------------------|------------|------------|
| GC3681  | FU75         | FU75         | TMO          | NBR      | J52           | ST             | NB               | NS         | NS         |
| Model # | Back textile | Seat textile | Frame finish | Push Bar | Armcap Finish | Seat Underside | Moisture Barrier | Back Seams | Seat Seams |



144 USA


| DESCRIPTION  |   | MODEL#/FEATURES               |                    | STANDARD FABRIC GRADES |              |                 |               |               |                 |               |               |               |               |               |    |
|--|---|-------------------------------|--------------------|------------------------|--------------|-----------------|---------------|---------------|-----------------|---------------|---------------|---------------|---------------|---------------|----|
|  |   |                               |                    | COM                    | 2            | 3               | 4             | 5             | 6               | 7             | 8             | 9             | 10            | 11            | 12 |
| <br>Adjustable height   | <br>Fixed 18.5" height | <b>GC3682F</b> Base Price:    |                    | <b>\$3557</b>          |              |                 |               |               |                 |               |               |               |               |               |    |
|  |   | Adjustable height             |                    |                        |              |                 |               |               |                 |               |               |               |               |               |    |
|  |   | <b>GC3682-20F</b> Base Price: |                    | <b>\$3625</b>          |              |                 |               |               |                 |               |               |               |               |               |    |
|  |   | Adjustable height, 20"        |                    |                        |              |                 |               |               |                 |               |               |               |               |               |    |
|  |   | <b>GC3682FXH</b> Base Price:  |                    | <b>\$3408</b>          |              |                 |               |               |                 |               |               |               |               |               |    |
|  |   | Fixed 18.5" height            |                    |                        |              |                 |               |               |                 |               |               |               |               |               |    |
| Back upcharge:   |   |                               | <b>\$-42</b>       | <b>+0</b>              | <b>+\$34</b> | <b>+\$83</b>    | <b>+\$151</b> | <b>+\$180</b> | <b>+\$240</b>   | <b>+\$333</b> | <b>+\$404</b> | <b>+\$479</b> | <b>+\$639</b> | <b>+\$807</b> |    |
| Seat upcharge:   |   |                               | <b>\$-25</b>       | <b>+0</b>              | <b>+\$21</b> | <b>+\$50</b>    | <b>+\$91</b>  | <b>+\$108</b> | <b>+\$144</b>   | <b>+\$200</b> | <b>+\$242</b> | <b>+\$289</b> | <b>+\$383</b> | <b>+\$485</b> |    |
|  |   |                               | OVERALL DIMENSIONS |                        |              | SEAT DIMENSIONS |               |               | BACK DIMENSIONS |               |               |               |               |               |    |
|  |   |                               | <b>W</b>           | <b>D</b>               | <b>H</b>     | <b>W</b>        | <b>D</b>      | <b>H</b>      | <b>W</b>        | <b>H</b>      |               |               |               |               |    |
|  |   |                               | 28.5               | 29                     | 45.5         | 20              | 18.5          | 17-20         | 20              | 29            |               |               |               |               |    |
|  |   |                               | 28.5               | 29                     | 48.5         | 20              | 18.5          | 20-23         | 20              | 29            |               |               |               |               |    |
| <b>High Back Patient Chair with Schukra depth adjustable lumbar, Flex Back</b><br>COM Yardage: Back: 1.25; Seat: .75<br>Freight Class: 300<br>Product Weight (lbs.): 56<br>Cubic Feet Per Carton: 33.5<br>Active weight 350 lbs. |   |                               |                    |                        |              |                 |               |               |                 |               |               |               |               |               |    |


|   |   |                              |                    |               |              |                 |               |               |                 |               |               |               |               |               |  |
|---|---|------------------------------|--------------------|---------------|--------------|-----------------|---------------|---------------|-----------------|---------------|---------------|---------------|---------------|---------------|--|
| <br>Adjustable height  | <br>Fixed 18.5" height | <b>GC3683</b> Base Price:    |                    | <b>\$3356</b> |              |                 |               |               |                 |               |               |               |               |               |  |
|   |   | Adjustable height            |                    |               |              |                 |               |               |                 |               |               |               |               |               |  |
|   |   | <b>GC3683-20</b> Base Price: |                    | <b>\$3424</b> |              |                 |               |               |                 |               |               |               |               |               |  |
|   |   | Adjustable height, 20"       |                    |               |              |                 |               |               |                 |               |               |               |               |               |  |
|   |   | <b>GC3683XH</b> Base Price:  |                    | <b>\$3215</b> |              |                 |               |               |                 |               |               |               |               |               |  |
|   |   | Fixed 18.5" height           |                    |               |              |                 |               |               |                 |               |               |               |               |               |  |
| Back upcharge:  |   |                              | <b>\$-42</b>       | <b>+0</b>     | <b>+\$34</b> | <b>+\$83</b>    | <b>+\$151</b> | <b>+\$180</b> | <b>+\$240</b>   | <b>+\$333</b> | <b>+\$404</b> | <b>+\$479</b> | <b>+\$639</b> | <b>+\$807</b> |  |
| Seat upcharge:  |   |                              | <b>\$-25</b>       | <b>+0</b>     | <b>+\$21</b> | <b>+\$50</b>    | <b>+\$91</b>  | <b>+\$108</b> | <b>+\$144</b>   | <b>+\$200</b> | <b>+\$242</b> | <b>+\$289</b> | <b>+\$383</b> | <b>+\$485</b> |  |
|   |   |                              | OVERALL DIMENSIONS |               |              | SEAT DIMENSIONS |               |               | BACK DIMENSIONS |               |               |               |               |               |  |
|   |   |                              | <b>W</b>           | <b>D</b>      | <b>H</b>     | <b>W</b>        | <b>D</b>      | <b>H</b>      | <b>W</b>        | <b>H</b>      |               |               |               |               |  |
|   |   |                              | 28.5               | 29            | 45.5         | 20              | 18.5          | 17-20         | 20              | 29            |               |               |               |               |  |
|   |   |                              | 28.5               | 29            | 48.5         | 20              | 18.5          | 20-23         | 20              | 29            |               |               |               |               |  |
| <b>High Back Patient Chair, Schukra depth adjustable headrest</b><br>COM Yardage: Back: 1.25; Seat: .75<br>Freight Class: 300<br>Product Weight (lbs.): 56<br>Cubic Feet Per Carton: 33.5<br>Active weight 350 lbs. |   |                              |                    |               |              |                 |               |               |                 |               |               |               |               |               |  |

|  |   |                               |                    |               |              |                 |               |               |                 |               |               |               |               |               |  |
|--|---|-------------------------------|--------------------|---------------|--------------|-----------------|---------------|---------------|-----------------|---------------|---------------|---------------|---------------|---------------|--|
| <br>Adjustable height   | <br>Fixed 18.5" height | <b>GC3683F</b> Base Price:    |                    | <b>\$3731</b> |              |                 |               |               |                 |               |               |               |               |               |  |
|  |   | Adjustable height             |                    |               |              |                 |               |               |                 |               |               |               |               |               |  |
|  |   | <b>GC3683-20F</b> Base Price: |                    | <b>\$3798</b> |              |                 |               |               |                 |               |               |               |               |               |  |
|  |   | Adjustable height, 20"        |                    |               |              |                 |               |               |                 |               |               |               |               |               |  |
|  |   | <b>GC3683FXH</b> Base Price:  |                    | <b>\$3590</b> |              |                 |               |               |                 |               |               |               |               |               |  |
|  |   | Fixed 18.5" height            |                    |               |              |                 |               |               |                 |               |               |               |               |               |  |
| Back upcharge:   |   |                               | <b>\$-42</b>       | <b>+0</b>     | <b>+\$34</b> | <b>+\$83</b>    | <b>+\$151</b> | <b>+\$180</b> | <b>+\$240</b>   | <b>+\$333</b> | <b>+\$404</b> | <b>+\$479</b> | <b>+\$639</b> | <b>+\$807</b> |  |
| Seat upcharge:   |   |                               | <b>\$-25</b>       | <b>+0</b>     | <b>+\$21</b> | <b>+\$50</b>    | <b>+\$91</b>  | <b>+\$108</b> | <b>+\$144</b>   | <b>+\$200</b> | <b>+\$242</b> | <b>+\$289</b> | <b>+\$383</b> | <b>+\$485</b> |  |
|  |   |                               | OVERALL DIMENSIONS |               |              | SEAT DIMENSIONS |               |               | BACK DIMENSIONS |               |               |               |               |               |  |
|  |   |                               | <b>W</b>           | <b>D</b>      | <b>H</b>     | <b>W</b>        | <b>D</b>      | <b>H</b>      | <b>W</b>        | <b>H</b>      |               |               |               |               |  |
|  |   |                               | 28.5               | 29            | 45.5         | 20              | 18.5          | 17-20         | 20              | 29            |               |               |               |               |  |
|  |   |                               | 28.5               | 29            | 48.5         | 20              | 18.5          | 20-23         | 20              | 29            |               |               |               |               |  |
| <b>High Back Patient Chair, Schukra depth adjustable headrest, Flex Back</b><br>COM Yardage: Back: 1.25; Seat: .75<br>Freight Class: 300<br>Product Weight (lbs.): 56<br>Cubic Feet Per Carton: 33.5<br>Active weight 350 lbs. |   |                               |                    |               |              |                 |               |               |                 |               |               |               |               |               |  |

| DESCRIPTION   |                    | MODEL# / FEATURES |                        | STANDARD TEXTILE GRADES |                    |           |              |                 |               |               |                 |               |               |               |               |               |  |
|---|--------------------|-------------------|------------------------|-------------------------|--------------------|-----------|--------------|-----------------|---------------|---------------|-----------------|---------------|---------------|---------------|---------------|---------------|--|
|   |                    |                   |                        | COM                     | 2                  | 3         | 4            | 5               | 6             | 7             | 8               | 9             | 10            | 11            | 12            |               |  |
|  | Adjustable height  | <b>GC3684</b>     | Base Price:            |                         | <b>\$3706</b>      |           |              |                 |               |               |                 |               |               |               |               |               |  |
|   |                    |                   | Adjustable height      |                         |                    |           |              |                 |               |               |                 |               |               |               |               |               |  |
|  | Fixed 18.5" height | <b>GC3684-20</b>  | Base Price:            |                         | <b>\$3770</b>      |           |              |                 |               |               |                 |               |               |               |               |               |  |
|   |                    |                   | Adjustable height, 20" |                         |                    |           |              |                 |               |               |                 |               |               |               |               |               |  |
|   |                    | <b>GC3684XH</b>   | Base Price:            |                         | <b>\$3564</b>      |           |              |                 |               |               |                 |               |               |               |               |               |  |
|   |                    |                   | Fixed 18.5" height     |                         |                    |           |              |                 |               |               |                 |               |               |               |               |               |  |
|   |                    |                   |                        | Back upcharge:          | <b>\$-42</b>       | <b>+0</b> | <b>+\$34</b> | <b>+\$83</b>    | <b>+\$151</b> | <b>+\$180</b> | <b>+\$240</b>   | <b>+\$333</b> | <b>+\$404</b> | <b>+\$479</b> | <b>+\$639</b> | <b>+\$807</b> |  |
|   |                    |                   |                        | Seat upcharge:          | <b>\$-25</b>       | <b>+0</b> | <b>+\$21</b> | <b>+\$50</b>    | <b>+\$91</b>  | <b>+\$108</b> | <b>+\$144</b>   | <b>+\$200</b> | <b>+\$242</b> | <b>+\$289</b> | <b>+\$383</b> | <b>+\$485</b> |  |
|   |                    |                   |                        |                         | OVERALL DIMENSIONS |           |              | SEAT DIMENSIONS |               |               | BACK DIMENSIONS |               |               |               |               |               |  |
|   |                    |                   |                        |                         | W                  | D         | H            |                 | W             | D             | H               |               | W             | H             |               |               |  |
|   |                    |                   |                        |                         | 28.5               | 29        | 45.5         |                 | 20            | 18.5          | 17-20           |               | 20            | 29            |               |               |  |
|   |                    |                   |                        |                         | 28.5               | 29        | 48.5         |                 | 20            | 18.5          | 20-23           |               | 20            | 29            |               |               |  |
| <b>High Back Patient Chair, Schukra depth adjustable lumbar &amp; headrest</b>    |                    |                   |                        |                         |                    |           |              |                 |               |               |                 |               |               |               |               |               |  |
| COM Yardage: Back: 1.25; Seat: .75      Active weight 350 lbs.                    |                    |                   |                        |                         |                    |           |              |                 |               |               |                 |               |               |               |               |               |  |
| Freight Class: 300  |                    |                   |                        |                         |                    |           |              |                 |               |               |                 |               |               |               |               |               |  |
| Product Weight (lbs.): 56   |                    |                   |                        |                         |                    |           |              |                 |               |               |                 |               |               |               |               |               |  |
| Cubic Feet Per Carton: 33.5   |                    |                   |                        |                         |                    |           |              |                 |               |               |                 |               |               |               |               |               |  |

|   |                    |                   |                        | COM            | 2                  | 3         | 4            | 5               | 6             | 7             | 8               | 9             | 10            | 11            | 12            |               |  |
|---|--------------------|-------------------|------------------------|----------------|--------------------|-----------|--------------|-----------------|---------------|---------------|-----------------|---------------|---------------|---------------|---------------|---------------|--|
|              | Adjustable height  | <b>GC3684F</b>    | Base Price:            |                | <b>\$4081</b>      |           |              |                 |               |               |                 |               |               |               |               |               |  |
|   |                    |                   | Adjustable height      |                |                    |           |              |                 |               |               |                 |               |               |               |               |               |  |
|              | Fixed 18.5" height | <b>GC3684-20F</b> | Base Price:            |                | <b>\$4147</b>      |           |              |                 |               |               |                 |               |               |               |               |               |  |
|   |                    |                   | Adjustable height, 20" |                |                    |           |              |                 |               |               |                 |               |               |               |               |               |  |
|   |                    | <b>GC3684FXH</b>  | Base Price:            |                | <b>\$3941</b>      |           |              |                 |               |               |                 |               |               |               |               |               |  |
|   |                    |                   | Fixed 18.5" height     |                |                    |           |              |                 |               |               |                 |               |               |               |               |               |  |
|   |                    |                   |                        | Back upcharge: | <b>\$-42</b>       | <b>+0</b> | <b>+\$34</b> | <b>+\$83</b>    | <b>+\$151</b> | <b>+\$180</b> | <b>+\$240</b>   | <b>+\$333</b> | <b>+\$404</b> | <b>+\$479</b> | <b>+\$639</b> | <b>+\$807</b> |  |
|   |                    |                   |                        | Seat upcharge: | <b>\$-25</b>       | <b>+0</b> | <b>+\$21</b> | <b>+\$50</b>    | <b>+\$91</b>  | <b>+\$108</b> | <b>+\$144</b>   | <b>+\$200</b> | <b>+\$242</b> | <b>+\$289</b> | <b>+\$383</b> | <b>+\$485</b> |  |
|   |                    |                   |                        |                | OVERALL DIMENSIONS |           |              | SEAT DIMENSIONS |               |               | BACK DIMENSIONS |               |               |               |               |               |  |
|   |                    |                   |                        |                | W                  | D         | H            |                 | W             | D             | H               |               | W             | H             |               |               |  |
|   |                    |                   |                        |                | 28.5               | 29        | 45.5         |                 | 20            | 18.5          | 17-20           |               | 20            | 29            |               |               |  |
|   |                    |                   |                        |                | 28.5               | 29        | 48.5         |                 | 20            | 18.5          | 20-23           |               | 20            | 29            |               |               |  |
| <b>High Back Patient Chair with Schukra depth adjustable lumbar &amp; headrest, Flex Back</b> |                    |                   |                        |                |                    |           |              |                 |               |               |                 |               |               |               |               |               |  |
| COM Yardage: Back: 1.25; Seat: .75      Active weight 350 lbs.                                |                    |                   |                        |                |                    |           |              |                 |               |               |                 |               |               |               |               |               |  |
| Freight Class: 300  |                    |                   |                        |                |                    |           |              |                 |               |               |                 |               |               |               |               |               |  |
| Product Weight (lbs.): 56   |                    |                   |                        |                |                    |           |              |                 |               |               |                 |               |               |               |               |               |  |
| Cubic Feet Per Carton: 33.5   |                    |                   |                        |                |                    |           |              |                 |               |               |                 |               |               |               |               |               |  |

|   |  |               |                | COM            | 2                  | 3            | 4             | 5               | 6             | 7             | 8               | 9             | 10            | 11             | 12             |               |  |
|---|--|---------------|----------------|----------------|--------------------|--------------|---------------|-----------------|---------------|---------------|-----------------|---------------|---------------|----------------|----------------|---------------|--|
|  |  | <b>GC3685</b> | Base Price:    |                | <b>\$3724</b>      |              |               |                 |               |               |                 |               |               |                |                |               |  |
|   |  |               | Back upcharge: | <b>\$-75</b>   | <b>+0</b>          | <b>+\$61</b> | <b>+\$148</b> | <b>+\$272</b>   | <b>+\$323</b> | <b>+\$431</b> | <b>+\$599</b>   | <b>+\$725</b> | <b>+\$862</b> | <b>+\$1149</b> | <b>+\$1451</b> |               |  |
|   |  |               |                | Seat upcharge: | <b>\$-33</b>       | <b>+0</b>    | <b>+\$27</b>  | <b>+\$66</b>    | <b>+\$121</b> | <b>+\$144</b> | <b>+\$191</b>   | <b>+\$266</b> | <b>+\$322</b> | <b>+\$383</b>  | <b>+\$511</b>  | <b>+\$645</b> |  |
|   |  |               |                |                | OVERALL DIMENSIONS |              |               | SEAT DIMENSIONS |               |               | BACK DIMENSIONS |               |               |                |                |               |  |
|   |  |               |                |                | W                  | D            | H             |                 | W             | D             | H               |               | W             | H              |                |               |  |
|   |  |               |                |                | 40                 | 29           | 47            |                 | 35            | 18.5          | 18.5            |               | 35            | 29             |                |               |  |
| <b>Bariatric High Back Patient Chair</b>  |  |               |                |                |                    |              |               |                 |               |               |                 |               |               |                |                |               |  |
| COM Yardage: Back: 2.25; Seat: 1      Active weight 750 lbs.                        |  |               |                |                |                    |              |               |                 |               |               |                 |               |               |                |                |               |  |
| Fixed height legs.  |  |               |                |                |                    |              |               |                 |               |               |                 |               |               |                |                |               |  |
| Freight Class: 300  |  |               |                |                |                    |              |               |                 |               |               |                 |               |               |                |                |               |  |
| Product Weight (lbs.): 70   |  |               |                |                |                    |              |               |                 |               |               |                 |               |               |                |                |               |  |
| Cubic Feet Per Carton: 45   |  |               |                |                |                    |              |               |                 |               |               |                 |               |               |                |                |               |  |

|   |  |               |  | COM          | 2                  | 3            | 4             | 5               | 6             | 7             | 8               | 9             | 10            | 11            | 12            |  |  |
|---|--|---------------|--|--------------|--------------------|--------------|---------------|-----------------|---------------|---------------|-----------------|---------------|---------------|---------------|---------------|--|--|
|  |  | <b>GC3686</b> |  | <b>\$908</b> | <b>\$941</b>       | <b>\$968</b> | <b>\$1007</b> | <b>\$1062</b>   | <b>\$1085</b> | <b>\$1132</b> | <b>\$1207</b>   | <b>\$1263</b> | <b>\$1324</b> | <b>\$1452</b> | <b>\$1586</b> |  |  |
|   |  |               |  |              |                    |              |               |                 |               |               |                 |               |               |               |               |  |  |
|   |  |               |  |              | OVERALL DIMENSIONS |              |               | SEAT DIMENSIONS |               |               | BACK DIMENSIONS |               |               |               |               |  |  |
|   |  |               |  |              | W                  | D            | H             |                 | W             | D             | H               |               | W             | H             |               |  |  |
|   |  |               |  |              | 17                 | 17.5         | 12.5          |                 |               |               |                 |               |               |               |               |  |  |
| <b>Ottoman</b>  |  |               |  |              |                    |              |               |                 |               |               |                 |               |               |               |               |  |  |
| COM Yardage: 1      Active weight 350 lbs.  |  |               |  |              |                    |              |               |                 |               |               |                 |               |               |               |               |  |  |
| Freight Class: 150  |  |               |  |              |                    |              |               |                 |               |               |                 |               |               |               |               |  |  |
| Product Weight (lbs.): 18   |  |               |  |              |                    |              |               |                 |               |               |                 |               |               |               |               |  |  |
| Cubic Feet Per Carton: 3.6  |  |               |  |              |                    |              |               |                 |               |               |                 |               |               |               |               |  |  |
| Can be stored beneath any Nourish chair when not in use.                            |  |               |  |              |                    |              |               |                 |               |               |                 |               |               |               |               |  |  |

## OAKVILLE



**model GC36500**  
High back lounge chair

## STANDARD FEATURES

- Oakville offers a modern take on wingback seating for social settings, resident rooms and lounge areas.
- The seating in this series is available to specify with two textiles, one for the seat cushion and one for the back, arms and front rail (see model image).
- For pricing, start with the base price and add both back/arms graded textile upcharge and the seat graded textile upcharge.
- A clean through design is provided around the seat cushion for easy housekeeping.
- Legs are available in wood or urethane (see upcharge).
- Choose from standard non-marking glides, steel cushioned glides, rubber non-slip glides, or felt glides (upcharges apply).
- The seat underside is sealed with a non-porous material to support housekeeping and infection control protocols.
- For added comfort, seat cushions are standard with high density Ultracell foam.
- The Global warranty (for healthcare and 24/7 environments) applies for all Oakville models when performance textiles are selected. Visit the website at [globalfurnituregroup.com/healthcare](http://globalfurnituregroup.com/healthcare).
- Global's standard lifetime warranty applies when approved standard Global textiles are selected.
- For alternate textile applications, contact Global specials. The Blended Textile matrix does not apply to this series.
- Shipped fully assembled.

## SUGGESTED APPLICATIONS


- Guest seating
- Lobbies
- Lounge/Waiting
- Patient rooms
- Resident rooms

Add option codes in the following order:

- **Model number**  
**GC36500** High back lounge chair
- **Back/Arm Textile**  
Specify textile code. See model grade upcharges.
- **Seat Textile**  
Specify textile code. See model grade upcharges.
- **Leg Finish (Wood)**
  - (AAM) Absolute
  - (BKM) Black
  - (ACM) Cherry
  - (EOM) English Oak
  - (ECM) Espresso Cafe
  - (TFM) Fruitwood
  - (HGM) Grey
  - (AHM) Honey
  - (JOM) Jet Onyx
  - (TMM) Mahogany
  - (AVM) Maple
  - (WHM) White
  - (MWM) Medium Walnut
  - (NLW) Natural Walnut
  - (ASM) Night
  - (NBM) Noce Biondo
  - (NGM) Noce Grigio
  - (NEM) Noce Leggero
  - (NMM) Noce Medio
  - (SBM) Sandy Beach
  - (SKM) Shaker Cherry
  - (TWM) Walnut
  - (WTM) WC Cream
  - (WCM) Winter Cherry
- **Leg Finish (Urethane)** Add \$91.
  - (BLK) Black
  - (LAB) Latte
  - (SHW) Shadow
  - (KAL) Kalua
  - (J52) Mocha
  - (TOA) Toast
- **Glides**
  - (NM) Non-marking glide. Standard.
  - (RG) Rubber, non-slip glide. Add \$36.
  - (SG) Steel cushion glide. Add \$36.
  - (FG) Felt glide. Add \$36.
- **Sealed Back Seams** (Contact Customer Care for approved textiles)
  - (NBS) No sealed back seams
  - (SBS) Sealed back seams. Add \$176.
- **Sealed Seat Seams** (Contact Customer Care for approved textiles)
  - (NSS) No sealed seat seams
  - (SSS) Sealed seat seams. Add \$34.
- **Moisture Barrier** (Not available with Sealed Seams)
  - (NB) No moisture barrier.
  - (MB) Moisture barrier (seat only). Add \$117.

## EXAMPLE OAKVILLE ORDER CODE:

| GC36500 | CE90             | CE90         | AVM        | NM    | NBS               | NSS               | NB               |
|---------|------------------|--------------|------------|-------|-------------------|-------------------|------------------|
| Model # | Back/Arm textile | Seat textile | Leg finish | Glide | Sealed Back Seams | Sealed Seat Seams | Moisture Barrier |

| DESCRIPTION   | MODEL#/ FEATURES | STANDARD TEXTILE GRADES   |                    |        |        |                 |        |        |                 |         |         |         |         |         |
|---|------------------|---------------------------|--------------------|--------|--------|-----------------|--------|--------|-----------------|---------|---------|---------|---------|---------|
|  |                  | 1/COM                     | 2                  | 3      | 4      | 5               | 6      | 7      | 8               | 9       | 10      | 11      | 12      |         |
|   | GC36500          | Base Price:               | \$2956             |        |        |                 |        |        |                 |         |         |         |         |         |
|   |                  | Back/Arm upcharge:        | +0                 | +\$144 | +\$257 | +\$422          | +\$656 | +\$754 | +\$956          | +\$1274 | +\$1512 | +\$1772 | +\$2314 | +\$2884 |
|   |                  | Seat upcharge:            | +0                 | +\$43  | +\$76  | +\$125          | +\$194 | +\$222 | +\$282          | +\$375  | +\$446  | +\$522  | +\$681  | +\$849  |
|   |                  |                           | OVERALL DIMENSIONS |        |        | SEAT DIMENSIONS |        |        | BACK DIMENSIONS |         |         |         |         |         |
|   |                  |                           | W                  | D      | H      | W               | D      | H      | W               | H       |         |         |         |         |
| High Back Lounge Chair  |                  |                           | 30                 | 30     | 41.25  |                 | 20.5   | 21     | 18.5            |         | 21.75   | 23.75   |         |         |
| COM Yardage: Back/Arm: 4.25; Seat: 1.25   |                  | Active weight 350 lbs.    |                    |        |        |                 |        |        |                 |         |         |         |         |         |
| Freight Class: 250  |                  | Replaceable seat cushion. |                    |        |        |                 |        |        |                 |         |         |         |         |         |
| Product Weight (lbs.): 75.5   |                  |                           |                    |        |        |                 |        |        |                 |         |         |         |         |         |
| Cubic Feet Per Carton: 19.25  |                  |                           |                    |        |        |                 |        |        |                 |         |         |         |         |         |





GC3616W Dining armchair with open arms

Primacare™ set a benchmark for healthcare seating. All the features, all the looks and quite possibly the most extensive offering of its kind for both acute care and long-term care applications.

Under the skin of every Primacare chair is a heart of solid steel waiting to meet the rigorous demands of any environment.

The Primacare series includes more than 40 models that extend from patient rooms to waiting areas, dining rooms to treatment centers including bariatric hip chair solutions.

FEATURES




Open arms



Closed arms - fully upholstered side panels on select models



Arm grip extension - to assist getting in and out of the chair safely




Separate seat and back - provides clean out for housekeeping staff



Fold down headrest - to provide access for caregiver assistance




Removable upholstery - for ease of cleaning and replacement



Solid wood frame - in hardwood for long life and a warm look



Metal-to-metal connector - provides unparalleled strength and durability



Metal mesh pan - superior comfort and hygiene for patient incontinence



Wall safe legs - offer first contact to protect walls and chair backs on most models

AVAILABLE TEXTILES AND FINISHES

Please see the Healthcare Textile and Finishes section at [www.globalfurnituregroup.com](http://www.globalfurnituregroup.com) for all details including wood finishes.

SUGGESTED APPLICATIONS

- Bariatric seating (some models)
- Dining/Cafeteria
- Guest seating
- Lobbies
- Lounge/Waiting
- Patient rooms
- Resident rooms
- Treatment/Exam rooms

**DINING** - available with wood or metal frames



**GUEST** - available with wood or metal frames



**PATIENT** - available with wood or metal frames



**HIP CHAIRS** - available with wood or metal frames



**LOUNGE** - available with wood or metal legs



\*Upholstered closed arm panels are available on wood frame models (dining, lounge and low back guest armchairs) and all metal frame models.

FULLY UPHOLSTERED LOUNGE - available with wood or urethane legs



WINGBACK ARMCHAIR - available with wood or urethane armcaps and legs



## PRIMACARE DINING



model GC3616CA (HT)



model GC3616W (Wood)

## STANDARD FEATURES

- Primacare is a family of products offering the most significant return on investment approach in the industry since every component can be repaired or replaced on site.
- **High traffic (HT) models:** Metal frame with die cast zinc connectors and metal-to-metal fasteners. Available in the following finishes: Black (**TBL**), Cloud (**TIV**), Designer White (**TDW**), Fog (**TFO**), Frost (**TFR**), Kalua (**TKA**), Latte (**TLA**), Mocha (**TMO**), Nevada (**TNE**), Sand (**TSN**), Shadow (**TSH**), Toast (**TOA**) and Tungsten (**TTU**).
- **Wood models:** Solid hardwood frame with die cast zinc connectors and metal-to-metal fastening. Available in the following finishes: Absolute (AAM), Cherry (ACM), English Oak (EOM), Espresso Cafe (ECM), Fruitwood (TFM), Gray (HGM), Honey (AHM), Jet Onyx (JOM), Mahogany (TMM), Maple (AVM), Medium Walnut (MWM), Natural Walnut (NLW), Night (ASM), Noce Biondo (NBM), Noce Grigio (NGM), Noce Leggero (NEM), Noce Medio (NMM), Sandy Beach (SBM), Shaker Cherry (SKM), Walnut (TWM), White (WHM), WC Cream (WTM) and Winter Cherry (WCM).
- Armcaps are securely fastened with metal-to-metal connectors which allow for field replacement if required.
- Easy grip forward extending armcap on models with arms.
- Wood armcaps are standard.
- Replaceable seat covers and replaceable and/or removable seat cushions are standard.
- Waterfall cleanout between the seat and back cushions.
- Models are standard with metal mesh seat deck. For behavioral health applications, the metal mesh seat deck can be covered with a solid moisture resistant surface, held in place with tamperproof fasteners. Contact your Global sales rep for a special quotation.
- All seat frames feature a wall saver design to prevent back contact with wall.
- **GC3616WCA** and **GC3616CA** have upholstered panel arm inserts closing the arm. (Closed arm panels are designed to be replaceable. Request a special quote to have them secured with tamperproof fasteners.)
- Model **GC3616RCEZ** has a lift-assist mechanism and rear casters. The caregiver steps on the lift-assist foot lever to assist in turning the chair and moving the occupant to and from a table.
- For healthcare textile options, visit the website at [www.globalfurnituregroup.com](http://www.globalfurnituregroup.com).
- Can be upholstered in standard Global textiles if healthcare compliance is not required.




- It is recommended that High Traffic (HT) models be specified in textiles that meet or exceed 100,000 double rubs for added abrasion performance.
- Shipped fully assembled.
- **HIGH TRAFFIC (HT) MODELS ARE LISTED FIRST, FOLLOWED BY WOOD MODELS.**

## OPTIONAL FEATURES

- Urethane armcaps are available. See far left column "High traffic (HT) models" for finishes. Please specify. *Refer to individual models for availability and pricing.*
- For moisture barrier on seat, specify (**MB**). Add \$137 per seat.
- To add sealed seams to your product contact Customer Care. Upcharges vary.
- For Primacare tables, see page 52.

## SUGGESTED APPLICATIONS

- Dining/Cafeteria
- Guest seating
- Lobbies
- Lounge/Waiting
- Patient rooms
- Resident rooms

| DESCRIPTION   | MODEL# / FEATURES   | STANDARD TEXTILE GRADES |               |               |                 |               |               |                 |               |               |               |               |               |
|---|---|-------------------------|---------------|---------------|-----------------|---------------|---------------|-----------------|---------------|---------------|---------------|---------------|---------------|
|   |   | COM                     | 2             | 3             | 4               | 5             | 6             | 7               | 8             | 9             | 10            | 11            | 12            |
|   | <b>GC3616</b><br>Metal  | <b>\$1746</b>           | <b>\$1797</b> | <b>\$1845</b> | <b>\$1909</b>   | <b>\$2004</b> | <b>\$2037</b> | <b>\$2119</b>   | <b>\$2273</b> | <b>\$2350</b> | <b>\$2495</b> | <b>\$2692</b> | <b>\$2937</b> |
|   |   | OVERALL DIMENSIONS      |               |               | SEAT DIMENSIONS |               |               | BACK DIMENSIONS |               |               |               |               |               |
|   |   | W                       | D             | H             | W               | D             | H             | W               | H             |               |               |               |               |
| <b>Dining Chair, Open Arms (HT)</b><br>COM Yardage: 1.5<br>Freight Class: 150<br>Product Weight (lbs.): 58<br>Cubic Feet Per Carton: 13.25                    |   | 23                      | 23            | 34.5          | 19              | 17.5          | 18            | 19              | 16.5          |               |               |               |               |
|   | Active weight 500 lbs.<br>Urethane armcap option - <b>Add \$110 list upcharge</b> |                         |               |               |                 |               |               |                 |               |               |               |               |               |
|   |   |                         |               |               |                 |               |               |                 |               |               |               |               |               |
|    |   | COM                     | 2             | 3             | 4               | 5             | 6             | 7               | 8             | 9             | 10            | 11            | 12            |
|   | <b>GC3616CA</b><br>Metal  | <b>\$2005</b>           | <b>\$2074</b> | <b>\$2134</b> | <b>\$2224</b>   | <b>\$2347</b> | <b>\$2394</b> | <b>\$2502</b>   | <b>\$2710</b> | <b>\$2812</b> | <b>\$3003</b> | <b>\$3266</b> | <b>\$3593</b> |
|   |   | OVERALL DIMENSIONS      |               |               | SEAT DIMENSIONS |               |               | BACK DIMENSIONS |               |               |               |               |               |
|   |   | W                       | D             | H             | W               | D             | H             | W               | H             |               |               |               |               |
| <b>Dining Chair, Closed Arms (HT)</b><br>COM Yardage: 2<br>Freight Class: 150<br>Product Weight (lbs.): 66<br>Cubic Feet Per Carton: 13.25                    |   | 23                      | 23            | 34.5          | 19              | 17.5          | 18            | 19              | 16.5          |               |               |               |               |
|   | Active weight 500 lbs.<br>Urethane armcap option - <b>Add \$110 list upcharge</b> |                         |               |               |                 |               |               |                 |               |               |               |               |               |
|   |   |                         |               |               |                 |               |               |                 |               |               |               |               |               |
|    |   | COM                     | 2             | 3             | 4               | 5             | 6             | 7               | 8             | 9             | 10            | 11            | 12            |
|   | <b>GC3616CAL</b><br>Metal   | <b>\$2361</b>           | <b>\$2407</b> | <b>\$2450</b> | <b>\$2509</b>   | <b>\$2594</b> | <b>\$2632</b> | <b>\$2708</b>   | <b>\$2827</b> | <b>\$2920</b> | <b>\$3026</b> | <b>\$3240</b> | <b>\$3466</b> |
|   |   | OVERALL DIMENSIONS      |               |               | SEAT DIMENSIONS |               |               | BACK DIMENSIONS |               |               |               |               |               |
|   |   | W                       | D             | H             | W               | D             | H             | W               | H             |               |               |               |               |
| <b>Dining Chair, Closed Arms, Laminate Panels (HT)</b><br>COM Yardage: 1.5<br>Freight Class: 150<br>Product Weight (lbs.): 66<br>Cubic Feet Per Carton: 13.25 |   | 23                      | 23            | 34.5          | 19              | 17.5          | 18            | 19              | 16.5          |               |               |               |               |
|   | Active weight 500 lbs.<br>Urethane armcap option - <b>Add \$110 list upcharge</b> |                         |               |               |                 |               |               |                 |               |               |               |               |               |
|   |   |                         |               |               |                 |               |               |                 |               |               |               |               |               |



Allows caregiver to gently move a seated person to and from a table.

Dining Chair, Open Arms, Rear Swivel Casters & Lift Mech (HT)

COM Yardage: 1.5  
Freight Class: 150  
Product Weight (lbs.): 59  
Cubic Feet Per Carton: 13.25

Active weight 500 lbs.  
Urethane armcap option - **Add \$110 list upcharge**

| MODEL#              | STANDARD FABRIC GRADES |        |                 |        |        |                 |        |        |        |        |        |        |
|---------------------|------------------------|--------|-----------------|--------|--------|-----------------|--------|--------|--------|--------|--------|--------|
|                     | COM                    | 2      | 3               | 4      | 5      | 6               | 7      | 8      | 9      | 10     | 11     | 12     |
| GC3616RCEZ<br>Metal | \$2789                 | \$2789 | \$2836          | \$2901 | \$2995 | \$3038          | \$3121 | \$3255 | \$3356 | \$3470 | \$3706 | \$3956 |
| OVERALL DIMENSIONS  |                        |        | SEAT DIMENSIONS |        |        | BACK DIMENSIONS |        |        |        |        |        |        |
| W D H               |                        |        | W D H           |        |        | W H             |        |        |        |        |        |        |
| 23 23 34.5          |                        |        | 19 17.5 18      |        |        | 19 16.5         |        |        |        |        |        |        |



Dining Chair, Open Arms (Wood)

COM Yardage: 1.5  
Freight Class: 250  
Product Weight (lbs.): 50  
Cubic Feet Per Carton: 13.25

Active weight 350 lbs.  
Urethane armcap option - **Add \$110 list upcharge**

| MODEL#             | COM    | 2      | 3               | 4      | 5      | 6               | 7      | 8      | 9      | 10     | 11     | 12     |
|--------------------|--------|--------|-----------------|--------|--------|-----------------|--------|--------|--------|--------|--------|--------|
| GC3616W<br>Wood    | \$1440 | \$1489 | \$1537          | \$1602 | \$1697 | \$1730          | \$1814 | \$1966 | \$2042 | \$2187 | \$2386 | \$2629 |
| OVERALL DIMENSIONS |        |        | SEAT DIMENSIONS |        |        | BACK DIMENSIONS |        |        |        |        |        |        |
| W D H              |        |        | W D H           |        |        | W H             |        |        |        |        |        |        |
| 23 23 34.5         |        |        | 19 17.5 18      |        |        | 19 16.5         |        |        |        |        |        |        |




Dining Chair, Closed Arms (Wood)

COM Yardage: 2  
Freight Class: 150  
Product Weight (lbs.): 58  
Cubic Feet Per Carton: 13.25

Active weight 350 lbs.  
Urethane armcap option - **Add \$110 list upcharge**

| MODEL#             | COM    | 2      | 3               | 4      | 5      | 6               | 7      | 8      | 9      | 10     | 11     | 12     |
|--------------------|--------|--------|-----------------|--------|--------|-----------------|--------|--------|--------|--------|--------|--------|
| GC3616WCA<br>Wood  | \$1650 | \$1717 | \$1779          | \$1868 | \$1992 | \$2041          | \$2149 | \$2354 | \$2455 | \$2647 | \$2911 | \$3237 |
| OVERALL DIMENSIONS |        |        | SEAT DIMENSIONS |        |        | BACK DIMENSIONS |        |        |        |        |        |        |
| W D H              |        |        | W D H           |        |        | W H             |        |        |        |        |        |        |
| 23 23 34.5         |        |        | 19 17.5 18      |        |        | 19 16.5         |        |        |        |        |        |        |



Dining Chair, Open Arms, Front Casters (Wood)

COM Yardage: 1.5  
Freight Class: 250  
Product Weight (lbs.): 50  
Cubic Feet Per Carton: 13.25

Active weight 350 lbs.  
Urethane armcap option - **Add \$110 list upcharge**

| MODEL#             | COM    | 2      | 3               | 4      | 5      | 6               | 7      | 8      | 9      | 10     | 11     | 12     |
|--------------------|--------|--------|-----------------|--------|--------|-----------------|--------|--------|--------|--------|--------|--------|
| GC3616WFC<br>Wood  | \$1607 | \$1656 | \$1704          | \$1768 | \$1864 | \$1897          | \$1980 | \$2133 | \$2209 | \$2354 | \$2552 | \$2798 |
| OVERALL DIMENSIONS |        |        | SEAT DIMENSIONS |        |        | BACK DIMENSIONS |        |        |        |        |        |        |
| W D H              |        |        | W D H           |        |        | W H             |        |        |        |        |        |        |
| 23 23 34.5         |        |        | 19 17.5 18      |        |        | 19 16.5         |        |        |        |        |        |        |

PRIMACARE GUEST



model GC3620CA (HT)



model GC3625W (Wood)

STANDARD FEATURES

- Primacare is a family of products offering the most significant return on investment approach in the industry since every component can be repaired or replaced on site.
- **High traffic (HT) models:** Metal frame with die cast zinc connectors and metal-to-metal fasteners. Available in the following finishes: Black (**TBL**), Cloud (**TIV**), Designer White (**TDW**), Fog (**TFO**), Frost (**TFR**), Kalua (**TKA**), Latte (**TLA**), Mocha (**TMO**), Nevada (**TNE**), Sand (**TSN**), Shadow (**TSH**), Toast (**TOA**) and Tungsten (**TTU**).
- **Wood models:** Solid hardwood frame with die cast zinc connectors and metal-to-metal fastening. Available in the following finishes: Absolute (AAM), Cherry (ACM), English Oak (EOM), Espresso Cafe (ECM), Fruitwood (TFM), Gray (HGM), Honey (AHM), Jet Onyx (JOM), Mahogany (TMM), Maple (AVM), Medium Walnut (MWM), Natural Walnut (NLW), Night (ASM), Noce Biondo (NBM), Noce Grigio (NGM), Noce Leggero (NEM), Noce Medio (NMM), Sandy Beach (SBM), Shaker Cherry (SKM), Walnut (TWM), White (WHM), WC Cream (WTM) and Winter Cherry (WCM).
- Armcaps are securely fastened with metal-to-metal connectors which allow for field replacement if required.
- Easy grip forward extending armcap on models with arms.
- Wood armcaps are standard.
- Replaceable seat covers and replaceable and/or removable seat cushions are standard.
- Waterfall cleanout between the seat and back cushions.
- Models are standard with metal mesh seat deck. For behavioral health applications, the metal mesh seat deck can be covered with a solid moisture resistant surface, held in place with tamperproof fasteners.
- All seat frames feature a wall saver design to prevent back contact with wall.
- Models ending in **CA / ARC**, have upholstered panel arm inserts closing the arm. (Closed arm panels are designed to be replaceable.
- For healthcare textile options, visit the website at [www.globalfurnituregroup.com](http://www.globalfurnituregroup.com).
- Can be upholstered in standard Global textiles if healthcare compliance is not required.
- It is recommended that High Traffic (HT) models be specified in textiles that meet or exceed 100,000 double rubs for added abrasion performance.
- Shipped fully assembled.
- **High traffic (HT) models are listed first, followed by wood models.**

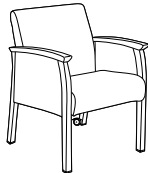
OPTIONAL FEATURES

- Urethane armcaps are available. Please specify. Refer to individual models for availability and pricing.
- For moisture barrier (seat only), add \$137 list upcharge per seat. For Bariatric Models: GC3637, GC3637W, GC3637CA and GC3637WCA - **Add \$209** list upcharge per seat.
- To add sealed seams to your product contact Customer Care. Upcharges vary.
- For Primacare tables, see page 52.

SUGGESTED APPLICATIONS

- Bariatric seating
- Guest seating
- Lobbies
- Lounge/Waiting
- Patient rooms
- Resident rooms

| DESCRIPTION   | MODEL# / FEATURES | STANDARD TEXTILE GRADES   |               |               |                 |               |               |                 |               |               |               |               |               |
|---|-------------------|---|---------------|---------------|-----------------|---------------|---------------|-----------------|---------------|---------------|---------------|---------------|---------------|
|   |                   | COM   | 2             | 3             | 4               | 5             | 6             | 7               | 8             | 9             | 10            | 11            | 12            |
|   | <b>GC3620</b>     | <b>\$2083</b>   | <b>\$2143</b> | <b>\$2198</b> | <b>\$2276</b>   | <b>\$2383</b> | <b>\$2425</b> | <b>\$2521</b>   | <b>\$2701</b> | <b>\$2790</b> | <b>\$2958</b> | <b>\$3188</b> | <b>\$3475</b> |
|   | Metal             |   |               |               |                 |               |               |                 |               |               |               |               |               |
|   | <b>GC3620F</b>    | <b>\$2605</b>   | <b>\$2669</b> | <b>\$2722</b> | <b>\$2800</b>   | <b>\$2908</b> | <b>\$2948</b> | <b>\$3044</b>   | <b>\$3224</b> | <b>\$3314</b> | <b>\$3483</b> | <b>\$3714</b> | <b>\$3998</b> |
|   | Metal flex back   |   |               |               |                 |               |               |                 |               |               |               |               |               |
|   |                   | OVERALL DIMENSIONS  |               |               | SEAT DIMENSIONS |               |               | BACK DIMENSIONS |               |               |               |               |               |
|   |                   | W   | D             | H             | W               | D             | H             | W               | H             |               |               |               |               |
|   |                   | 25  | 27            | 33            | 20.5            | 17.5          | 18            | 20.5            | 15            |               |               |               |               |
| <b>LB Armchair, Open Arms (HT)</b><br>COM Yardage: 1.75<br>Freight Class: 250<br>Product Weight (lbs.): 62<br>Cubic Feet Per Carton: 17.5                           |                   | Active weight 500 lbs.<br>Urethane armcap option - <b>Add \$110 list upcharge</b> |               |               |                 |               |               |                 |               |               |               |               |               |
|   |                   | COM   | 2             | 3             | 4               | 5             | 6             | 7               | 8             | 9             | 10            | 11            | 12            |
|   | <b>GC3620CA</b>   | <b>\$2363</b>   | <b>\$2460</b> | <b>\$2544</b> | <b>\$2666</b>   | <b>\$2837</b> | <b>\$2900</b> | <b>\$3052</b>   | <b>\$3333</b> | <b>\$3474</b> | <b>\$3736</b> | <b>\$4100</b> | <b>\$4547</b> |
|   | Metal             |   |               |               |                 |               |               |                 |               |               |               |               |               |
|   | <b>GC3620FCA</b>  | <b>\$2888</b>   | <b>\$2985</b> | <b>\$3069</b> | <b>\$3189</b>   | <b>\$3360</b> | <b>\$3425</b> | <b>\$3576</b>   | <b>\$3858</b> | <b>\$3999</b> | <b>\$4261</b> | <b>\$4625</b> | <b>\$5073</b> |
|   | Metal flex back   |   |               |               |                 |               |               |                 |               |               |               |               |               |
|   |                   | OVERALL DIMENSIONS  |               |               | SEAT DIMENSIONS |               |               | BACK DIMENSIONS |               |               |               |               |               |
|   |                   | W   | D             | H             | W               | D             | H             | W               | H             |               |               |               |               |
|   |                   | 25  | 27            | 33            | 20.5            | 17.5          | 18            | 20.5            | 15            |               |               |               |               |
| <b>LB Armchair, Closed Arms (HT)</b><br>COM Yardage: 2.75<br>Freight Class: 150<br>Product Weight (lbs.): 72<br>Cubic Feet Per Carton: 17.5                         |                   | Active weight 500 lbs.<br>Urethane armcap option - <b>Add \$110 list upcharge</b> |               |               |                 |               |               |                 |               |               |               |               |               |
|   |                   | COM   | 2             | 3             | 4               | 5             | 6             | 7               | 8             | 9             | 10            | 11            | 12            |
|   | <b>GC3620RC</b>   | <b>\$2243</b>   | <b>\$2304</b> | <b>\$2359</b> | <b>\$2436</b>   | <b>\$2545</b> | <b>\$2585</b> | <b>\$2682</b>   | <b>\$2864</b> | <b>\$2952</b> | <b>\$3120</b> | <b>\$3350</b> | <b>\$3634</b> |
|   | Metal             |   |               |               |                 |               |               |                 |               |               |               |               |               |
|   |                   |   |               |               |                 |               |               |                 |               |               |               |               |               |
|   |                   |   |               |               |                 |               |               |                 |               |               |               |               |               |
|   |                   | OVERALL DIMENSIONS  |               |               | SEAT DIMENSIONS |               |               | BACK DIMENSIONS |               |               |               |               |               |
|   |                   | W   | D             | H             | W               | D             | H             | W               | H             |               |               |               |               |
|   |                   | 25  | 29.5          | 33            | 20.5            | 17.5          | 18            | 20.5            | 15            |               |               |               |               |
| <b>LB Armchair, Open Arms, Rear Tip &amp; Move Wheels (HT)</b><br>COM Yardage: 1.75<br>Freight Class: 250<br>Product Weight (lbs.): 62<br>Cubic Feet Per Carton: 23 |                   | Active weight 500 lbs.<br>Urethane armcap option - <b>Add \$110 list upcharge</b> |               |               |                 |               |               |                 |               |               |               |               |               |

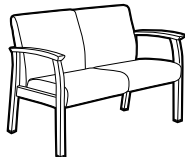


LB Armchair, Closed Arms, Rear Tip & Move Wheels (HT)

COM Yardage: 2.75  
Freight Class: 250  
Product Weight (lbs.): 72  
Cubic Feet Per Carton: 23

Active weight 500 lbs.  
Urethane armcap option - **Add \$110 list upcharge**

|                     | COM                | 2      | 3      | 4               | 5      | 6      | 7               | 8      | 9      | 10     | 11     | 12     |
|---------------------|--------------------|--------|--------|-----------------|--------|--------|-----------------|--------|--------|--------|--------|--------|
| GC3620CARC<br>Metal | \$2530             | \$2627 | \$2711 | \$2831          | \$3001 | \$3066 | \$3218          | \$3500 | \$3640 | \$3902 | \$4265 | \$4714 |
|                     | OVERALL DIMENSIONS |        |        | SEAT DIMENSIONS |        |        | BACK DIMENSIONS |        |        |        |        |        |
|                     | W                  | D      | H      | W               | D      | H      | W               | H      |        |        |        |        |
|                     | 25                 | 29.5   | 33     | 20.5            | 17.5   | 18     | 20.5            | 15     |        |        |        |        |

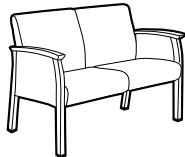


LB Two Seat Chair, No Center Arm, Open Arms (HT)

COM Yardage: 3.25  
Freight Class: 250  
Product Weight (lbs.): 92  
Cubic Feet Per Carton: 43

Active weight 500 lbs./seat  
Urethane armcap option - **Add \$110 list upcharge**

|                 | COM                | 2      | 3      | 4               | 5      | 6      | 7               | 8      | 9      | 10     | 11     | 12     |
|-----------------|--------------------|--------|--------|-----------------|--------|--------|-----------------|--------|--------|--------|--------|--------|
| GC3621<br>Metal | \$3369             | \$3486 | \$3584 | \$3726          | \$3927 | \$4007 | \$4183          | \$4514 | \$4680 | \$4992 | \$5423 | \$5950 |
|                 | OVERALL DIMENSIONS |        |        | SEAT DIMENSIONS |        |        | BACK DIMENSIONS |        |        |        |        |        |
|                 | W                  | D      | H      | W               | D      | H      | W               | H      |        |        |        |        |
|                 | 45                 | 27     | 33     | 40              | 17.5   | 18     | 40              | 15     |        |        |        |        |




LB Two Seat Chair, No Center Arm, Closed Arms (HT)

COM Yardage: 3.75  
Freight Class: 250  
Product Weight (lbs.): 100  
Cubic Feet Per Carton: 43

Active weight 500 lbs./seat  
Urethane armcap option - **Add \$110 list upcharge**

|                   | COM                | 2      | 3      | 4               | 5      | 6      | 7               | 8      | 9      | 10     | 11     | 12     |
|-------------------|--------------------|--------|--------|-----------------|--------|--------|-----------------|--------|--------|--------|--------|--------|
| GC3621CA<br>Metal | \$3671             | \$3802 | \$3915 | \$4081          | \$4313 | \$4401 | \$4605          | \$4993 | \$5183 | \$5540 | \$6035 | \$6650 |
|                   | OVERALL DIMENSIONS |        |        | SEAT DIMENSIONS |        |        | BACK DIMENSIONS |        |        |        |        |        |
|                   | W                  | D      | H      | W               | D      | H      | W               | H      |        |        |        |        |
|                   | 45                 | 27     | 33     | 40              | 17.5   | 18     | 40              | 15     |        |        |        |        |




LB Two Seat Chair, Full Center Arm, Open Arms (HT)

COM Yardage: 3.25  
Freight Class: 250  
Product Weight (lbs.): 98  
Cubic Feet Per Carton: 43

Active weight 500 lbs./seat  
Urethane armcap option - **Add \$164 list upcharge**

|                 | COM                | 2      | 3      | 4               | 5      | 6      | 7               | 8      | 9      | 10     | 11     | 12     |
|-----------------|--------------------|--------|--------|-----------------|--------|--------|-----------------|--------|--------|--------|--------|--------|
| GC3622<br>Metal | \$3803             | \$3921 | \$4019 | \$4161          | \$4367 | \$4440 | \$4618          | \$4949 | \$5117 | \$5426 | \$5856 | \$6385 |
|                 | OVERALL DIMENSIONS |        |        | SEAT DIMENSIONS |        |        | BACK DIMENSIONS |        |        |        |        |        |
|                 | W                  | D      | H      | W               | D      | H      | W               | H      |        |        |        |        |
|                 | 46                 | 27     | 33     | 20.5            | 17.5   | 18     | 20.5            | 15     |        |        |        |        |

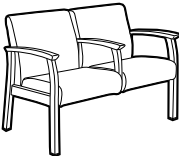



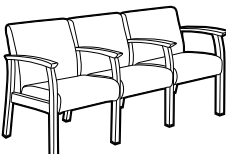


LB Two Seat Chair, Full Center Arm, Closed Arms (HT)

COM Yardage: 4.5  
Freight Class: 250  
Product Weight (lbs.): 118  
Cubic Feet Per Carton: 43

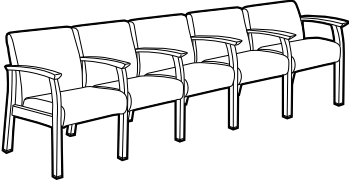



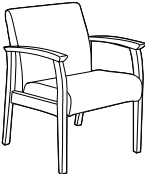
Active weight 500 lbs./seat  
Urethane armcap option - **Add \$164 list upcharge**


|                   | COM                | 2      | 3      | 4               | 5      | 6      | 7               | 8      | 9      | 10     | 11     | 12     |
|-------------------|--------------------|--------|--------|-----------------|--------|--------|-----------------|--------|--------|--------|--------|--------|
| GC3622CA<br>Metal | \$4234             | \$4396 | \$4529 | \$4729          | \$5008 | \$5114 | \$5359          | \$5820 | \$6052 | \$6480 | \$7073 | \$7808 |
|                   | OVERALL DIMENSIONS |        |        | SEAT DIMENSIONS |        |        | BACK DIMENSIONS |        |        |        |        |        |
|                   | W                  | D      | H      | W               | D      | H      | W               | H      |        |        |        |        |
|                   | 46                 | 27     | 33     | 20.5            | 17.5   | 18     | 20.5            | 15     |        |        |        |        |

| DESCRIPTION   | MODEL#                   | STANDARD FABRIC GRADES   |               |               |                 |               |               |                 |               |               |               |               |               |
|---|--------------------------|--|---------------|---------------|-----------------|---------------|---------------|-----------------|---------------|---------------|---------------|---------------|---------------|
|   |                          | COM  | 2             | 3             | 4               | 5             | 6             | 7               | 8             | 9             | 10            | 11            | 12            |
|    | <b>GC3623</b><br>Metal   | <b>\$3734</b>  | <b>\$3849</b> | <b>\$3949</b> | <b>\$4089</b>   | <b>\$4295</b> | <b>\$4371</b> | <b>\$4549</b>   | <b>\$4879</b> | <b>\$5046</b> | <b>\$5356</b> | <b>\$5785</b> | <b>\$6319</b> |
|   |                          | OVERALL DIMENSIONS   |               |               | SEAT DIMENSIONS |               |               | BACK DIMENSIONS |               |               |               |               |               |
|   |                          | W  | D             | H             | W               | D             | H             | W               | H             |               |               |               |               |
|   |                          | 46   | 27            | 33            | 20.5            | 17.5          | 18            | 20.5            | 15            |               |               |               |               |
| <b>LB Two Seat Chair, Half Center Arm, Open Arms (HT)</b><br>COM Yardage: 3.25<br>Freight Class: 250<br>Product Weight (lbs.): 94<br>Cubic Feet Per Carton: 43        |                          | Active weight 500 lbs./seat<br>Urethane armcap option - <b>Add \$164 list upcharge</b> |               |               |                 |               |               |                 |               |               |               |               |               |
|    | <b>GC3623CA</b><br>Metal | <b>\$4162</b>  | <b>\$4324</b> | <b>\$4458</b> | <b>\$4657</b>   | <b>\$4936</b> | <b>\$5042</b> | <b>\$5288</b>   | <b>\$5748</b> | <b>\$5980</b> | <b>\$6408</b> | <b>\$7001</b> | <b>\$7741</b> |
|   |                          | OVERALL DIMENSIONS   |               |               | SEAT DIMENSIONS |               |               | BACK DIMENSIONS |               |               |               |               |               |
|   |                          | W  | D             | H             | W               | D             | H             | W               | H             |               |               |               |               |
|   |                          | 46   | 27            | 33            | 20.5            | 17.5          | 18            | 20.5            | 15            |               |               |               |               |
| <b>LB Two Seat Chair, Half Center Arm, Closed Arms (HT)</b><br>COM Yardage: 4.5<br>Freight Class: 250<br>Product Weight (lbs.): 106<br>Cubic Feet Per Carton: 43      |                          | Active weight 500 lbs./seat<br>Urethane armcap option - <b>Add \$164 list upcharge</b> |               |               |                 |               |               |                 |               |               |               |               |               |
|   | <b>GC3624</b><br>Metal   | <b>\$4574</b>  | <b>\$4711</b> | <b>\$4828</b> | <b>\$4995</b>   | <b>\$5234</b> | <b>\$5348</b> | <b>\$5565</b>   | <b>\$5908</b> | <b>\$6176</b> | <b>\$6472</b> | <b>\$7081</b> | <b>\$7730</b> |
|   |                          | OVERALL DIMENSIONS   |               |               | SEAT DIMENSIONS |               |               | BACK DIMENSIONS |               |               |               |               |               |
|   |                          | W  | D             | H             | W               | D             | H             | W               | H             |               |               |               |               |
|   |                          | 65   | 27            | 33            | 60              | 17.5          | 18            | 60              | 15            |               |               |               |               |
| <b>LB Three Seat Chair, No Center Arms, Open Arms (HT)</b><br>COM Yardage: 4.25<br>Freight Class: 250<br>Product Weight (lbs.): 137<br>Cubic Feet Per Carton: 65.25   |                          | Active weight 500 lbs./seat<br>Urethane armcap option - <b>Add \$110 list upcharge</b> |               |               |                 |               |               |                 |               |               |               |               |               |
|    | <b>GC3624CA</b><br>Metal | <b>\$4840</b>  | <b>\$5028</b> | <b>\$5187</b> | <b>\$5417</b>   | <b>\$5741</b> | <b>\$5866</b> | <b>\$6152</b>   | <b>\$6690</b> | <b>\$6960</b> | <b>\$7458</b> | <b>\$8154</b> | <b>\$9011</b> |
|   |                          | OVERALL DIMENSIONS   |               |               | SEAT DIMENSIONS |               |               | BACK DIMENSIONS |               |               |               |               |               |
|   |                          | W  | D             | H             | W               | D             | H             | W               | H             |               |               |               |               |
|   |                          | 65   | 27            | 33            | 60              | 17.5          | 18            | 60              | 15            |               |               |               |               |
| <b>LB Three Seat Chair, No Center Arms, Closed Arms (HT)</b><br>COM Yardage: 4.75<br>Freight Class: 250<br>Product Weight (lbs.): 147<br>Cubic Feet Per Carton: 65.25 |                          | Active weight 500 lbs./seat<br>Urethane armcap option - <b>Add \$110 list upcharge</b> |               |               |                 |               |               |                 |               |               |               |               |               |
|    | <b>GC3625</b><br>Metal   | <b>\$5409</b>  | <b>\$5580</b> | <b>\$5725</b> | <b>\$5931</b>   | <b>\$6228</b> | <b>\$6340</b> | <b>\$6598</b>   | <b>\$7085</b> | <b>\$7328</b> | <b>\$7780</b> | <b>\$8410</b> | <b>\$9183</b> |
|   |                          | OVERALL DIMENSIONS   |               |               | SEAT DIMENSIONS |               |               | BACK DIMENSIONS |               |               |               |               |               |
|   |                          | W  | D             | H             | W               | D             | H             | W               | H             |               |               |               |               |
|   |                          | 69   | 27            | 33            | 20.5            | 17.5          | 18            | 20.5            | 15            |               |               |               |               |
| <b>LB Three Seat Chair, Full Center Arms, Open Arms (HT)</b><br>COM Yardage: 4.75<br>Freight Class: 250<br>Product Weight (lbs.): 162<br>Cubic Feet Per Carton: 65.25 |                          | Active weight 500 lbs./seat<br>Urethane armcap option - <b>Add \$216 list upcharge</b> |               |               |                 |               |               |                 |               |               |               |               |               |



| DESCRIPTION   | MODEL#                   | STANDARD FABRIC GRADES  |               |               |                 |               |                |                 |                |                |                |                |                |
|---|--------------------------|---|---------------|---------------|-----------------|---------------|----------------|-----------------|----------------|----------------|----------------|----------------|----------------|
|   |                          | COM   | 2             | 3             | 4               | 5             | 6              | 7               | 8              | 9              | 10             | 11             | 12             |
|   | <b>GC3625CA</b><br>Metal | <b>\$5985</b>   | <b>\$6212</b> | <b>\$6400</b> | <b>\$6671</b>   | <b>\$7062</b> | <b>\$7207</b>  | <b>\$7548</b>   | <b>\$8190</b>  | <b>\$8511</b>  | <b>\$9105</b>  | <b>\$9929</b>  | <b>\$10953</b> |
|   |                          | OVERALL DIMENSIONS  |               |               | SEAT DIMENSIONS |               |                | BACK DIMENSIONS |                |                |                |                |                |
|   |                          | W   | D             | H             | W               | D             | H              | W               | H              |                |                |                |                |
|   |                          | 69  | 27            | 33            | 20.5            | 17.5          | 18             | 20.5            | 15             |                |                |                |                |
| <b>LB Three Seat Chair, Full Center Arms, Closed Arms (HT)</b><br>COM Yardage: 6.25<br>Freight Class: 250<br>Product Weight (lbs.): 172<br>Cubic Feet Per Carton: 65.25 |                          | Active weight 500 lbs./seat<br>Urethane armcap option - <b>Add \$216 list upcharge</b>  |               |               |                 |               |                |                 |                |                |                |                |                |
|   | <b>GC3626</b><br>Metal   | <b>\$5267</b>   | <b>\$5437</b> | <b>\$5580</b> | <b>\$5790</b>   | <b>\$6085</b> | <b>\$6196</b>  | <b>\$6453</b>   | <b>\$6942</b>  | <b>\$7184</b>  | <b>\$7637</b>  | <b>\$8266</b>  | <b>\$9040</b>  |
|   |                          | OVERALL DIMENSIONS  |               |               | SEAT DIMENSIONS |               |                | BACK DIMENSIONS |                |                |                |                |                |
|   |                          | W   | D             | H             | W               | D             | H              | W               | H              |                |                |                |                |
|   |                          | 69  | 27            | 33            | 20.5            | 17.5          | 18             | 20.5            | 15             |                |                |                |                |
| <b>LB Three Seat Chair, Half Center Arms, Open Arms (HT)</b><br>COM Yardage: 4.75<br>Freight Class: 250<br>Product Weight (lbs.): 147<br>Cubic Feet Per Carton: 65.25   |                          | Active weight 500 lbs./seat<br>Urethane armcap option - <b>Add \$216 list upcharge</b>  |               |               |                 |               |                |                 |                |                |                |                |                |
|   | <b>GC3626CA</b><br>Metal | <b>\$5847</b>   | <b>\$6070</b> | <b>\$6258</b> | <b>\$6536</b>   | <b>\$6920</b> | <b>\$7067</b>  | <b>\$7408</b>   | <b>\$8048</b>  | <b>\$8369</b>  | <b>\$8964</b>  | <b>\$9791</b>  | <b>\$10813</b> |
|   |                          | OVERALL DIMENSIONS  |               |               | SEAT DIMENSIONS |               |                | BACK DIMENSIONS |                |                |                |                |                |
|   |                          | W   | D             | H             | W               | D             | H              | W               | H              |                |                |                |                |
|   |                          | 69  | 27            | 33            | 20.5            | 17.5          | 18             | 20.5            | 15             |                |                |                |                |
| <b>LB Three Seat Chair, Half Center Arms, Closed Arms (HT)</b><br>COM Yardage: 6.25<br>Freight Class: 250<br>Product Weight (lbs.): 157<br>Cubic Feet Per Carton: 65.25 |                          | Active weight 500 lbs./seat<br>Urethane armcap option - <b>Add \$216 list upcharge</b>  |               |               |                 |               |                |                 |                |                |                |                |                |
|   | <b>GC3628</b><br>Metal   | <b>\$7814</b>   | <b>\$8029</b> | <b>\$8210</b> | <b>\$8470</b>   | <b>\$8846</b> | <b>\$8990</b>  | <b>\$9313</b>   | <b>\$9928</b>  | <b>\$10234</b> | <b>\$10805</b> | <b>\$11602</b> | <b>\$12582</b> |
|   |                          | OVERALL DIMENSIONS  |               |               | SEAT DIMENSIONS |               |                | BACK DIMENSIONS |                |                |                |                |                |
|   |                          | W   | D             | H             | W               | D             | H              | W               | H              |                |                |                |                |
|   |                          | 93  | 27            | 33            | 20.5            | 17.5          | 18             | 20.5            | 15             |                |                |                |                |
| <b>LB Four Seat Chair, Full Center Arms, Open Arms (HT)</b><br>COM Yardage: 6<br>Freight Class: 150<br>Product Weight (lbs.): 197<br>Cubic Feet Per Carton: 43          |                          | Active weight 500 lbs./seat<br>Urethane armcap option - <b>Add \$268 list upcharge</b><br><br>• <i>Shipped RTA (Ready to Assemble) in 2 cartons</i> |               |               |                 |               |                |                 |                |                |                |                |                |
|   | <b>GC3628CA</b><br>Metal | <b>\$8529</b>   | <b>\$8818</b> | <b>\$9056</b> | <b>\$9409</b>   | <b>\$9905</b> | <b>\$10095</b> | <b>\$10528</b>  | <b>\$11348</b> | <b>\$11758</b> | <b>\$12520</b> | <b>\$13579</b> | <b>\$14886</b> |
|   |                          | OVERALL DIMENSIONS  |               |               | SEAT DIMENSIONS |               |                | BACK DIMENSIONS |                |                |                |                |                |
|   |                          | W   | D             | H             | W               | D             | H              | W               | H              |                |                |                |                |
|   |                          | 93  | 27            | 33            | 20.5            | 17.5          | 18             | 20.5            | 15             |                |                |                |                |
| <b>LB Four Seat Chair, Full Center Arms, Closed Arms (HT)</b><br>COM Yardage: 8<br>Freight Class: 150<br>Product Weight (lbs.): 207<br>Cubic Feet Per Carton: 43        |                          | Active weight 500 lbs./seat<br>Urethane armcap option - <b>Add \$268 list upcharge</b><br><br>• <i>Shipped RTA (Ready to Assemble) in 2 cartons</i> |               |               |                 |               |                |                 |                |                |                |                |                |

| DESCRIPTION  | MODEL#   | STANDARD FABRIC GRADES |        |         |                 |         |         |                 |         |         |         |         |         |
|--|--|------------------------|--------|---------|-----------------|---------|---------|-----------------|---------|---------|---------|---------|---------|
|   |  | COM                    | 2      | 3       | 4               | 5       | 6       | 7               | 8       | 9       | 10      | 11      | 12      |
|  | GC3630<br>Metal  | \$8578                 | \$8850 | \$9074  | \$9403          | \$9870  | \$10046 | \$10454         | \$11221 | \$11607 | \$12323 | \$13315 | \$14539 |
|  |  | OVERALL DIMENSIONS     |        |         | SEAT DIMENSIONS |         |         | BACK DIMENSIONS |         |         |         |         |         |
|  |  | W                      | D      | H       | W               | D       | H       | W               | H       |         |         |         |         |
| LB Five Seat Chair, Full Center Arms, Open Arms (HT)<br>COM Yardage: 7.5<br>Freight Class: 150<br>Product Weight (lbs.): 249<br>Cubic Feet Per Carton: 43  | Active weight 500 lbs./seat<br>Urethane armcap option - <b>Add \$320 list upcharge</b><br><br>• Shipped RTA (Ready to Assemble) in 2 cartons | 115                    | 27     | 33      | 20.5            | 17.5    | 18      | 20.5            | 15      |         |         |         |         |
|   |  | COM                    | 2      | 3       | 4               | 5       | 6       | 7               | 8       | 9       | 10      | 11      | 12      |
|  | GC3630CA<br>Metal  | \$9437                 | \$9799 | \$10098 | \$10537         | \$11158 | \$11393 | \$11938         | \$12964 | \$13474 | \$14428 | \$15751 | \$17384 |
|  |  | OVERALL DIMENSIONS     |        |         | SEAT DIMENSIONS |         |         | BACK DIMENSIONS |         |         |         |         |         |
|  |  | W                      | D      | H       | W               | D       | H       | W               | H       |         |         |         |         |
| LB Five Seat Chair, Full Center Arms, Closed Arms (HT)<br>COM Yardage: 10<br>Freight Class: 125<br>Product Weight (lbs.): 261<br>Cubic Feet Per Carton: 43 | Active weight 500 lbs./seat<br>Urethane armcap option - <b>Add \$320 list upcharge</b><br><br>• Shipped RTA (Ready to Assemble) in 2 cartons | 115                    | 27     | 33      | 20.5            | 17.5    | 18      | 20.5            | 15      |         |         |         |         |
|    |  | COM                    | 2      | 3       | 4               | 5       | 6       | 7               | 8       | 9       | 10      | 11      | 12      |
|  | GC3637<br>Metal  | \$2719                 | \$2809 | \$2887  | \$2996          | \$3149  | \$3208  | \$3345          | \$3602  | \$3731  | \$3969  | \$4298  | \$4708  |
|  |  | OVERALL DIMENSIONS     |        |         | SEAT DIMENSIONS |         |         | BACK DIMENSIONS |         |         |         |         |         |
|  |  | W                      | D      | H       | W               | D       | H       | W               | H       |         |         |         |         |
| Bariatric LB Armchair, Open Arms (HT)<br>COM Yardage: 2.5<br>Freight Class: 250<br>Product Weight (lbs.): 78<br>Cubic Feet Per Carton: 26.5                | Active weight 500 lbs.<br>Urethane armcap option - <b>Add \$110 list upcharge</b>  | 35                     | 27     | 33      | 30              | 17.5    | 18      | 30              | 15      |         |         |         |         |
|   |  | COM                    | 2      | 3       | 4               | 5       | 6       | 7               | 8       | 9       | 10      | 11      | 12      |
|  | GC3637CA<br>Metal  | \$2997                 | \$3123 | \$3229  | \$3382          | \$3600  | \$3683  | \$3874          | \$4232  | \$4410  | \$4744  | \$5207  | \$5779  |
|  |  | OVERALL DIMENSIONS     |        |         | SEAT DIMENSIONS |         |         | BACK DIMENSIONS |         |         |         |         |         |
|  |  | W                      | D      | H       | W               | D       | H       | W               | H       |         |         |         |         |
| Bariatric LB Armchair, Closed Arms (HT)<br>COM Yardage: 3.5<br>Freight Class: 250<br>Product Weight (lbs.): 88<br>Cubic Feet Per Carton: 26.5              | Active weight 500 lbs.<br>Urethane armcap option - <b>Add \$110 list upcharge</b>  | 35                     | 27     | 33      | 30              | 17.5    | 18      | 30              | 15      |         |         |         |         |
|   |  | COM                    | 2      | 3       | 4               | 5       | 6       | 7               | 8       | 9       | 10      | 11      | 12      |
|  | GC3620W<br>Wood  | \$1716                 | \$1776 | \$1831  | \$1909          | \$2016  | \$2058  | \$2156          | \$2337  | \$2423  | \$2591  | \$2821  | \$3108  |
|  | GC3620WF<br>Wood flex back   | \$2239                 | \$2300 | \$2353  | \$2431          | \$2540  | \$2580  | \$2675          | \$2855  | \$2947  | \$3114  | \$3345  | \$3630  |
|  |  | OVERALL DIMENSIONS     |        |         | SEAT DIMENSIONS |         |         | BACK DIMENSIONS |         |         |         |         |         |
| LB Single Seat Armchair, Open Arms (Wood)<br>COM Yardage: 1.75<br>Freight Class: 250<br>Product Weight (lbs.): 50<br>Cubic Feet Per Carton: 17.5           | Active weight 350 lbs.<br>Urethane armcap option - <b>Add \$110 list upcharge</b>  | 25                     | 27     | 33      | 20.5            | 17.5    | 18      | 20.5            | 15      |         |         |         |         |

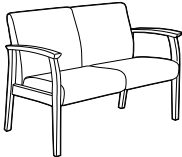


LB Single Seat Armchair, Closed Arms (Wood)

COM Yardage: 2.75  
Freight Class: 250  
Product Weight (lbs.): 60  
Cubic Feet Per Carton: 17.5

Active weight 350 lbs.  
Urethane armcap option - **Add \$110 list upcharge**

|                   | COM                | 2      | 3      | 4               | 5      | 6      | 7               | 8      | 9      | 10     | 11     | 12     |
|-------------------|--------------------|--------|--------|-----------------|--------|--------|-----------------|--------|--------|--------|--------|--------|
| GC3620WCA<br>Wood | \$1943             | \$2039 | \$2124 | \$2245          | \$2416 | \$2479 | \$2630          | \$2914 | \$3054 | \$3315 | \$3679 | \$4125 |
|                   | OVERALL DIMENSIONS |        |        | SEAT DIMENSIONS |        |        | BACK DIMENSIONS |        |        |        |        |        |
|                   | W                  | D      | H      |                 | W      | D      | H               |        | W      |        | H      |        |
|                   | 25                 | 27     | 33     |                 | 20.5   | 17.5   | 18              |        | 20.5   |        | 15     |        |

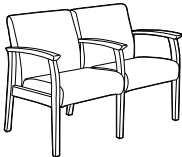


LB Two Seat Chair, No Center Arm, Open Arms (Wood)

COM Yardage: 3.25  
Freight Class: 300  
Product Weight (lbs.): 80  
Cubic Feet Per Carton: 43

Active weight 350 lbs./seat  
Urethane armcap option - **Add \$110 list upcharge**

|                 | COM                | 2      | 3      | 4               | 5      | 6      | 7               | 8      | 9      | 10     | 11     | 12     |
|-----------------|--------------------|--------|--------|-----------------|--------|--------|-----------------|--------|--------|--------|--------|--------|
| GC3621W<br>Wood | \$2772             | \$2888 | \$2987 | \$3128          | \$3334 | \$3409 | \$3586          | \$3916 | \$4083 | \$4395 | \$4823 | \$5354 |
|                 | OVERALL DIMENSIONS |        |        | SEAT DIMENSIONS |        |        | BACK DIMENSIONS |        |        |        |        |        |
|                 | W                  | D      | H      | W               | D      | H      | W               | H      |        |        |        |        |
|                 | 45                 | 27     | 33     | 40              | 17.5   | 18     | 40              | 15     |        |        |        |        |




LB Two Seat Chair, Full Center Arm, Open Arms (Wood)

COM Yardage: 3.25  
Freight Class: 250  
Product Weight (lbs.): 86  
Cubic Feet Per Carton: 43

Active weight 350 lbs./seat  
Urethane armcap option - **Add \$164 list upcharge**

|         | COM                | 2      | 3      | 4      | 5               | 6      | 7      | 8               | 9      | 10     | 11     | 12     |
|---------|--------------------|--------|--------|--------|-----------------|--------|--------|-----------------|--------|--------|--------|--------|
| GC3622W | \$3130             | \$3248 | \$3346 | \$3488 | \$3694          | \$3767 | \$3945 | \$4276          | \$4443 | \$4753 | \$5184 | \$5714 |
| Wood    |                    |        |        |        |                 |        |        |                 |        |        |        |        |
|         | OVERALL DIMENSIONS |        |        |        | SEAT DIMENSIONS |        |        | BACK DIMENSIONS |        |        |        |        |
|         | W                  | D      | H      |        | W               | D      | H      |                 | W      |        | H      |        |
|         | 46                 | 27     | 33     |        | 20.5            | 17.5   | 18     |                 | 20.5   |        | 15     |        |

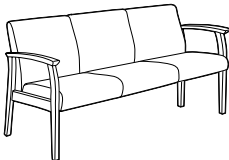


LB Two Seat Chair, Half Center Arm, Open Arms (Wood)

COM Yardage: 3.25  
Freight Class: 300  
Product Weight (lbs.): 82  
Cubic Feet Per Carton: 43

Active weight 350 lbs./seat  
Urethane armcap option - **Add \$164 list upcharge**

|         | COM    | 2      | 3      | 4      | 5      | 6      | 7      | 8      | 9      | 10     | 11     | 12     |
|---------|--------|--------|--------|--------|--------|--------|--------|--------|--------|--------|--------|--------|
| GC3623W | \$3073 | \$3189 | \$3287 | \$3430 | \$3630 | \$3710 | \$3887 | \$4219 | \$4385 | \$4695 | \$5126 | \$5656 |
| Wood    |        |        |        |        |        |        |        |        |        |        |        |        |
|         |        |        |        |        |        |        |        |        |        |        |        |        |
|         |        |        |        |        |        |        |        |        |        |        |        |        |
|         |        |        |        |        |        |        |        |        |        |        |        |        |
|         |        |        |        |        |        |        |        |        |        |        |        |        |
|         |        |        |        |        |        |        |        |        |        |        |        |        |
|         |        |        |        |        |        |        |        |        |        |        |        |        |
|         |        |        |        |        |        |        |        |        |        |        |        |        |
|         |        |        |        |        |        |        |        |        |        |        |        |        |
|         |        |        |        |        |        |        |        |        |        |        |        |        |
|         |        |        |        |        |        |        |        |        |        |        |        |        |
|         |        |        |        |        |        |        |        |        |        |        |        |        |
|         |        |        |        |        |        |        |        |        |        |        |        |        |
|         |        |        |        |        |        |        |        |        |        |        |        |        |
|         |        |        |        |        |        |        |        |        |        |        |        |        |
|         |        |        |        |        |        |        |        |        |        |        |        |        |
|         |        |        |        |        |        |        |        |        |        |        |        |        |
|         |        |        |        |        |        |        |        |        |        |        |        |        |
|         |        |        |        |        |        |        |        |        |        |        |        |        |
|         |        |        |        |        |        |        |        |        |        |        |        |        |
|         |        |        |        |        |        |        |        |        |        |        |        |        |
|         |        |        |        |        |        |        |        |        |        |        |        |        |
|         |        |        |        |        |        |        |        |        |        |        |        |        |
|         |        |        |        |        |        |        |        |        |        |        |        |        |
|         |        |        |        |        |        |        |        |        |        |        |        |        |
|         |        |        |        |        |        |        |        |        |        |        |        |        |
|         |        |        |        |        |        |        |        |        |        |        |        |        |
|         |        |        |        |        |        |        |        |        |        |        |        |        |
|         |        |        |        |        |        |        |        |        |        |        |        |        |
|         |        |        |        |        |        |        |        |        |        |        |        |        |
|         |        |        |        |        |        |        |        |        |        |        |        |        |
|         |        |        |        |        |        |        |        |        |        |        |        |        |
|         |        |        |        |        |        |        |        |        |        |        |        |        |
|         |        |        |        |        |        |        |        |        |        |        |        |        |
|         |        |        |        |        |        |        |        |        |        |        |        |        |
|         |        |        |        |        |        |        |        |        |        |        |        |        |
|         |        |        |        |        |        |        |        |        |        |        |        |        |
|         |        |        |        |        |        |        |        |        |        |        |        |        |
|         |        |        |        |        |        |        |        |        |        |        |        |        |
|         |        |        |        |        |        |        |        |        |        |        |        |        |
|         |        |        |        |        |        |        |        |        |        |        |        |        |
|         |        |        |        |        |        |        |        |        |        |        |        |        |
|         |        |        |        |        |        |        |        |        |        |        |        |        |
|         |        |        |        |        |        |        |        |        |        |        |        |        |
|         |        |        |        |        |        |        |        |        |        |        |        |        |
|         |        |        |        |        |        |        |        |        |        |        |        |        |
|         |        |        |        |        |        |        |        |        |        |        |        |        |
|         |        |        |        |        |        |        |        |        |        |        |        |        |
|         |        |        |        |        |        |        |        |        |        |        |        |        |
|         |        |        |        |        |        |        |        |        |        |        |        |        |
|         |        |        |        |        |        |        |        |        |        |        |        |        |
|         |        |        |        |        |        |        |        |        |        |        |        |        |
|         |        |        |        |        |        |        |        |        |        |        |        |        |
|         |        |        |        |        |        |        |        |        |        |        |        |        |
|         |        |        |        |        |        |        |        |        |        |        |        |        |
|         |        |        |        |        |        |        |        |        |        |        |        |        |
|         |        |        |        |        |        |        |        |        |        |        |        |        |
|         |        |        |        |        |        |        |        |        |        |        |        |        |
|         |        |        |        |        |        |        |        |        |        |        |        |        |
|         |        |        |        |        |        |        |        |        |        |        |        |        |
|         |        |        |        |        |        |        |        |        |        |        |        |        |
|         |        |        |        |        |        |        |        |        |        |        |        |        |
|         |        |        |        |        |        |        |        |        |        |        |        |        |
|         |        |        |        |        |        |        |        |        |        |        |        |        |
|         |        |        |        |        |        |        |        |        |        |        |        |        |
|         |        |        |        |        |        |        |        |        |        |        |        |        |
|         |        |        |        |        |        |        |        |        |        |        |        |        |
|         |        |        |        |        |        |        |        |        |        |        |        |        |
|         |        |        |        |        |        |        |        |        |        |        |        |        |
|         |        |        |        |        |        |        |        |        |        |        |        |        |
|         |        |        |        |        |        |        |        |        |        |        |        |        |
|         |        |        |        |        |        |        |        |        |        |        |        |        |
|         |        |        |        |        |        |        |        |        |        |        |        |        |
|         |        |        |        |        |        |        |        |        |        |        |        |        |
|         |        |        |        |        |        |        |        |        |        |        |        |        |
|         |        |        |        |        |        |        |        |        |        |        |        |        |
|         |        |        |        |        |        |        |        |        |        |        |        |        |
|         |        |        |        |        |        |        |        |        |        |        |        |        |
|         |        |        |        |        |        |        |        |        |        |        |        |        |
|         |        |        |        |        |        |        |        |        |        |        |        |        |
|         |        |        |        |        |        |        |        |        |        |        |        |        |
|         |        |        |        |        |        |        |        |        |        |        |        |        |
|         |        |        |        |        |        |        |        |        |        |        |        |        |
|         |        |        |        |        |        |        |        |        |        |        |        |        |
|         |        |        |        |        |        |        |        |        |        |        |        |        |
|         |        |        |        |        |        |        |        |        |        |        |        |        |
|         |        |        |        |        |        |        |        |        |        |        |        |        |
|         |        |        |        |        |        |        |        |        |        |        |        |        |
|         |        |        |        |        |        |        |        |        |        |        |        |        |
|         |        |        |        |        |        |        |        |        |        |        |        |        |
|         |        |        |        |        |        |        |        |        |        |        |        |        |
|         |        |        |        |        |        |        |        |        |        |        |        |        |
|         |        |        |        |        |        |        |        |        |        |        |        |        |
|         |        |        |        |        |        |        |        |        |        |        |        |        |
|         |        |        |        |        |        |        |        |        |        |        |        |        |
|         |        |        |        |        |        |        |        |        |        |        |        |        |

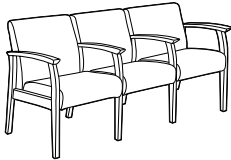

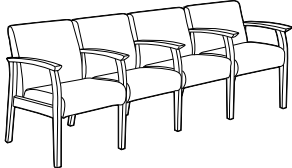
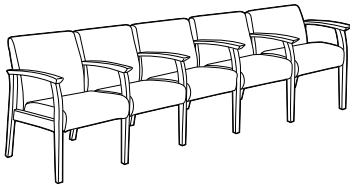
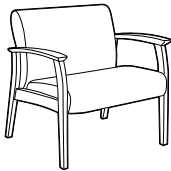



LB Three Seat Chair, No Center Arm, Open Arms (Wood)

COM Yardage: 4.25  
Freight Class: 300  
Product Weight (lbs.): 125  
Cubic Feet Per Carton: 65.25

Active weight 350 lbs./seat  
Urethane armcap option - **Add \$110 list upcharge**

|         | COM    | 2      | 3      | 4      | 5      | 6      | 7      | 8      | 9      | 10     | 11     | 12     |
|---------|--------|--------|--------|--------|--------|--------|--------|--------|--------|--------|--------|--------|
| GC3624W | \$3750 | \$3902 | \$4029 | \$4215 | \$4480 | \$4580 | \$4812 | \$5249 | \$5465 | \$5870 | \$6432 | \$7129 |
| Wood    |        |        |        |        |        |        |        |        |        |        |        |        |
|         |        |        |        |        |        |        |        |        |        |        |        |        |
|         |        |        |        |        |        |        |        |        |        |        |        |        |
|         |        |        |        |        |        |        |        |        |        |        |        |        |
|         |        |        |        |        |        |        |        |        |        |        |        |        |
|         |        |        |        |        |        |        |        |        |        |        |        |        |
|         |        |        |        |        |        |        |        |        |        |        |        |        |
|         |        |        |        |        |        |        |        |        |        |        |        |        |
|         |        |        |        |        |        |        |        |        |        |        |        |        |
|         |        |        |        |        |        |        |        |        |        |        |        |        |
|         |        |        |        |        |        |        |        |        |        |        |        |        |
|         |        |        |        |        |        |        |        |        |        |        |        |        |
|         |        |        |        |        |        |        |        |        |        |        |        |        |
|         |        |        |        |        |        |        |        |        |        |        |        |        |
|         |        |        |        |        |        |        |        |        |        |        |        |        |
|         |        |        |        |        |        |        |        |        |        |        |        |        |
|         |        |        |        |        |        |        |        |        |        |        |        |        |
|         |        |        |        |        |        |        |        |        |        |        |        |        |
|         |        |        |        |        |        |        |        |        |        |        |        |        |
|         |        |        |        |        |        |        |        |        |        |        |        |        |
|         |        |        |        |        |        |        |        |        |        |        |        |        |
|         |        |        |        |        |        |        |        |        |        |        |        |        |
|         |        |        |        |        |        |        |        |        |        |        |        |        |
|         |        |        |        |        |        |        |        |        |        |        |        |        |
|         |        |        |        |        |        |        |        |        |        |        |        |        |
|         |        |        |        |        |        |        |        |        |        |        |        |        |
|         |        |        |        |        |        |        |        |        |        |        |        |        |
|         |        |        |        |        |        |        |        |        |        |        |        |        |
|         |        |        |        |        |        |        |        |        |        |        |        |        |
|         |        |        |        |        |        |        |        |        |        |        |        |        |
|         |        |        |        |        |        |        |        |        |        |        |        |        |
|         |        |        |        |        |        |        |        |        |        |        |        |        |
|         |        |        |        |        |        |        |        |        |        |        |        |        |
|         |        |        |        |        |        |        |        |        |        |        |        |        |
|         |        |        |        |        |        |        |        |        |        |        |        |        |
|         |        |        |        |        |        |        |        |        |        |        |        |        |
|         |        |        |        |        |        |        |        |        |        |        |        |        |
|         |        |        |        |        |        |        |        |        |        |        |        |        |
|         |        |        |        |        |        |        |        |        |        |        |        |        |
|         |        |        |        |        |        |        |        |        |        |        |        |        |
|         |        |        |        |        |        |        |        |        |        |        |        |        |
|         |        |        |        |        |        |        |        |        |        |        |        |        |
|         |        |        |        |        |        |        |        |        |        |        |        |        |
|         |        |        |        |        |        |        |        |        |        |        |        |        |
|         |        |        |        |        |        |        |        |        |        |        |        |        |
|         |        |        |        |        |        |        |        |        |        |        |        |        |
|         |        |        |        |        |        |        |        |        |        |        |        |        |
|         |        |        |        |        |        |        |        |        |        |        |        |        |
|         |        |        |        |        |        |        |        |        |        |        |        |        |
|         |        |        |        |        |        |        |        |        |        |        |        |        |
|         |        |        |        |        |        |        |        |        |        |        |        |        |
|         |        |        |        |        |        |        |        |        |        |        |        |        |
|         |        |        |        |        |        |        |        |        |        |        |        |        |
|         |        |        |        |        |        |        |        |        |        |        |        |        |
|         |        |        |        |        |        |        |        |        |        |        |        |        |
|         |        |        |        |        |        |        |        |        |        |        |        |        |
|         |        |        |        |        |        |        |        |        |        |        |        |        |
|         |        |        |        |        |        |        |        |        |        |        |        |        |
|         |        |        |        |        |        |        |        |        |        |        |        |        |
|         |        |        |        |        |        |        |        |        |        |        |        |        |
|         |        |        |        |        |        |        |        |        |        |        |        |        |
|         |        |        |        |        |        |        |        |        |        |        |        |        |
|         |        |        |        |        |        |        |        |        |        |        |        |        |
|         |        |        |        |        |        |        |        |        |        |        |        |        |
|         |        |        |        |        |        |        |        |        |        |        |        |        |
|         |        |        |        |        |        |        |        |        |        |        |        |        |
|         |        |        |        |        |        |        |        |        |        |        |        |        |
|         |        |        |        |        |        |        |        |        |        |        |        |        |
|         |        |        |        |        |        |        |        |        |        |        |        |        |
|         |        |        |        |        |        |        |        |        |        |        |        |        |
|         |        |        |        |        |        |        |        |        |        |        |        |        |
|         |        |        |        |        |        |        |        |        |        |        |        |        |
|         |        |        |        |        |        |        |        |        |        |        |        |        |
|         |        |        |        |        |        |        |        |        |        |        |        |        |
|         |        |        |        |        |        |        |        |        |        |        |        |        |
|         |        |        |        |        |        |        |        |        |        |        |        |        |
|         |        |        |        |        |        |        |        |        |        |        |        |        |
|         |        |        |        |        |        |        |        |        |        |        |        |        |
|         |        |        |        |        |        |        |        |        |        |        |        |        |
|         |        |        |        |        |        |        |        |        |        |        |        |        |
|         |        |        |        |        |        |        |        |        |        |        |        |        |
|         |        |        |        |        |        |        |        |        |        |        |        |        |
|         |        |        |        |        |        |        |        |        |        |        |        |        |
|         |        |        |        |        |        |        |        |        |        |        |        |        |
|         |        |        |        |        |        |        |        |        |        |        |        |        |
|         |        |        |        |        |        |        |        |        |        |        |        |        |
|         |        |        |        |        |        |        |        |        |        |        |        |        |
|         |        |        |        |        |        |        |        |        |        |        |        |        |
|         |        |        |        |        |        |        |        |        |        |        |        |        |
|         |        |        |        |        |        |        |        |        |        |        |        |        |
|         |        |        |        |        |        |        |        |        |        |        |        |        |
|         |        |        |        |        |        |        |        |        |        |        |        |        |
|         |        |        |        |        |        |        |        |        |        |        |        |        |
|         |        |        |        |        |        |        |        |        |        |        |        |        |
|         |        |        |        |        |        |        |        |        |        |        |        |        |
|         |        |        |        |        |        |        |        |        |        |        | </     |        |


| DESCRIPTION   |         | MODEL#  | STANDARD FABRIC GRADES |        |        |                 |        |        |                 |         |         |         |         |  |
|---|---------|---|------------------------|--------|--------|-----------------|--------|--------|-----------------|---------|---------|---------|---------|--|
|                      |         | COM   | 2                      | 3      | 4      | 5               | 6      | 7      | 8               | 9       | 10      | 11      | 12      |  |
|   | GC3625W | \$4451  | \$4621                 | \$4766 | \$4974 | \$5269          | \$5380 | \$5640 | \$6127          | \$6368  | \$6823  | \$7450  | \$8227  |  |
|   | Wood    |   |                        |        |        |                 |        |        |                 |         |         |         |         |  |
|   |         |   |                        |        |        |                 |        |        |                 |         |         |         |         |  |
| LB Three Seat Chair, Full Center Arms, Open Arms (Wood)   |         |   | OVERALL DIMENSIONS     |        |        | SEAT DIMENSIONS |        |        | BACK DIMENSIONS |         |         |         |         |  |
|   |         |   | W                      | D      | H      | W               | D      | H      | W               | H       |         |         |         |  |
|   |         |   | 69                     | 27     | 33     | 20.5            | 17.5   | 18     | 20.5            | 15      |         |         |         |  |
| COM Yardage: 4.75<br>Freight Class: 250<br>Product Weight (lbs.): 150<br>Cubic Feet Per Carton: 65.25 |         | Active weight 350 lbs./seat<br>Urethane armcap option - <b>Add \$216 list upcharge</b>  |                        |        |        |                 |        |        |                 |         |         |         |         |  |
|                      |         | COM   | 2                      | 3      | 4      | 5               | 6      | 7      | 8               | 9       | 10      | 11      | 12      |  |
|   | GC3626W | \$4334  | \$4504                 | \$4649 | \$4857 | \$5152          | \$5263 | \$5522 | \$6009          | \$6251  | \$6706  | \$7333  | \$8107  |  |
|   | Wood    |   |                        |        |        |                 |        |        |                 |         |         |         |         |  |
|   |         |   |                        |        |        |                 |        |        |                 |         |         |         |         |  |
| LB Three Seat Chair, Half Center Arms, Open Arms (Wood)   |         |   | OVERALL DIMENSIONS     |        |        | SEAT DIMENSIONS |        |        | BACK DIMENSIONS |         |         |         |         |  |
|   |         |   | W                      | D      | H      | W               | D      | H      | W               | H       |         |         |         |  |
|   |         |   | 69                     | 27     | 33     | 20.5            | 17.5   | 18     | 20.5            | 15      |         |         |         |  |
| COM Yardage: 4.75<br>Freight Class: 250<br>Product Weight (lbs.): 135<br>Cubic Feet Per Carton: 65.25 |         | Active weight 350 lbs./seat<br>Urethane armcap option - <b>Add \$216 list upcharge</b>  |                        |        |        |                 |        |        |                 |         |         |         |         |  |
|                     |         | COM   | 2                      | 3      | 4      | 5               | 6      | 7      | 8               | 9       | 10      | 11      | 12      |  |
|   | GC3628W | \$6434  | \$6649                 | \$6830 | \$7095 | \$7466          | \$7610 | \$7934 | \$8551          | \$8854  | \$9426  | \$10223 | \$11202 |  |
|   | Wood    |   |                        |        |        |                 |        |        |                 |         |         |         |         |  |
|   |         |   |                        |        |        |                 |        |        |                 |         |         |         |         |  |
| LB Four Seat Chair, Full Center Arms, Open Arms (Wood)  |         |   | OVERALL DIMENSIONS     |        |        | SEAT DIMENSIONS |        |        | BACK DIMENSIONS |         |         |         |         |  |
|   |         |   | W                      | D      | H      | W               | D      | H      | W               | H       |         |         |         |  |
|   |         |   | 93                     | 27     | 33     | 20.5            | 17.5   | 18     | 20.5            | 15      |         |         |         |  |
| COM Yardage: 6<br>Freight Class: 150<br>Product Weight (lbs.): 185<br>Cubic Feet Per Carton: 43       |         | Active weight 350 lbs./seat<br>Urethane armcap option - <b>Add \$268 list upcharge</b><br><br>• <i>Shipped RTA (Ready to Assemble) in 2 cartons</i> |                        |        |        |                 |        |        |                 |         |         |         |         |  |
|                    |         | COM   | 2                      | 3      | 4      | 5               | 6      | 7      | 8               | 9       | 10      | 11      | 12      |  |
|   | GC3630W | \$7058  | \$7330                 | \$7554 | \$7883 | \$8349          | \$8525 | \$8933 | \$9702          | \$10087 | \$10800 | \$11793 | \$13019 |  |
|   | Wood    |   |                        |        |        |                 |        |        |                 |         |         |         |         |  |
|   |         |   |                        |        |        |                 |        |        |                 |         |         |         |         |  |
| LB Five Seat Chair, Full Center Arms, Open Arms (Wood)  |         |   | OVERALL DIMENSIONS     |        |        | SEAT DIMENSIONS |        |        | BACK DIMENSIONS |         |         |         |         |  |
|   |         |   | W                      | D      | H      | W               | D      | H      | W               | H       |         |         |         |  |
|   |         |   | 115                    | 27     | 33     | 20.5            | 17.5   | 18     | 20.5            | 15      |         |         |         |  |
| COM Yardage: 7.5<br>Freight Class: 150<br>Product Weight (lbs.): 227<br>Cubic Feet Per Carton: 43     |         | Active weight 350 lbs./seat<br>Urethane armcap option - <b>Add \$320 list upcharge</b><br><br>• <i>Shipped RTA (Ready to Assemble) in 2 cartons</i> |                        |        |        |                 |        |        |                 |         |         |         |         |  |
|                    |         | COM   | 2                      | 3      | 4      | 5               | 6      | 7      | 8               | 9       | 10      | 11      | 12      |  |
|   | GC3637W | \$2239  | \$2326                 | \$2404 | \$2515 | \$2671          | \$2730 | \$2865 | \$3122          | \$3250  | \$3488  | \$3818  | \$4228  |  |
|   | Wood    |   |                        |        |        |                 |        |        |                 |         |         |         |         |  |
|   |         |   |                        |        |        |                 |        |        |                 |         |         |         |         |  |
| Bariatric LB Armchair, Open Arms (Wood)   |         |   | OVERALL DIMENSIONS     |        |        | SEAT DIMENSIONS |        |        | BACK DIMENSIONS |         |         |         |         |  |
|   |         |   | W                      | D      | H      | W               | D      | H      | W               | H       |         |         |         |  |
|   |         |   | 35                     | 27     | 33     | 30              | 17.5   | 18     | 30              | 15      |         |         |         |  |
| COM Yardage: 2.5<br>Freight Class: 250<br>Product Weight (lbs.): 66<br>Cubic Feet Per Carton: 26.5    |         | Active weight 500 lbs.<br>Urethane armcap option - <b>Add \$110 list upcharge</b>   |                        |        |        |                 |        |        |                 |         |         |         |         |  |



Bariatric LB Armchair, Closed Arms (Wood)

COM Yardage: 3.5  
Freight Class: 250  
Product Weight (lbs.): 76  
Cubic Feet Per Carton: 26.5

Active weight 500 lbs.  
Urethane armcap option - **Add \$110 list upcharge**

| DESCRIPTION   | MODEL#    | STANDARD FABRIC GRADES                                  |        |        |                 |        |        |                 |        |        |        |        |        |
|---|-----------|---|--------|--------|-----------------|--------|--------|-----------------|--------|--------|--------|--------|--------|
|   |           | COM   | 2      | 3      | 4               | 5      | 6      | 7               | 8      | 9      | 10     | 11     | 12     |
|  | GC3637WCA | \$2448  | \$2573 | \$2681 | \$2833          | \$3051 | \$3135 | \$3326          | \$3683 | \$3864 | \$4196 | \$4659 | \$5229 |
|   | Wood      |   |        |        |                 |        |        |                 |        |        |        |        |        |
|   |           |   |        |        |                 |        |        |                 |        |        |        |        |        |
|   |           |   |        |        |                 |        |        |                 |        |        |        |        |        |
|   |           |   |        |        |                 |        |        |                 |        |        |        |        |        |
|   |           | OVERALL DIMENSIONS                                      |        |        | SEAT DIMENSIONS |        |        | BACK DIMENSIONS |        |        |        |        |        |
|   |           | W   | D      | H      |                 | W      | D      | H               |        | W      | H      |        |        |
| Bariatric LB Armchair, Closed Arms (Wood)   |           | 35  | 27     | 33     |                 | 30     | 17.5   | 18              |        | 30     | 15     |        |        |
| COM Yardage: 3.5  |           | Active weight 500 lbs.                                  |        |        |                 |        |        |                 |        |        |        |        |        |
| Freight Class: 250  |           | Urethane armcap option - <b>Add \$110 list upcharge</b> |        |        |                 |        |        |                 |        |        |        |        |        |
| Product Weight (lbs.): 76   |           |   |        |        |                 |        |        |                 |        |        |        |        |        |
| Cubic Feet Per Carton: 26.5   |           |   |        |        |                 |        |        |                 |        |        |        |        |        |

## PRIMACARE PATIENT



model GC3631 (HT)



model GC3632W (Wood)

## STANDARD FEATURES




- Primacare is a family of products offering the most significant return on investment approach in the industry since every component can be repaired or replaced on site.
- High traffic (HT) models:** Metal frame with die cast zinc connectors and metal-to-metal fasteners. Available in the following finishes: Black (**TBL**), Cloud (**TIV**), Designer White (**TDW**), Fog (**TFO**), Frost (**TFR**), Kalua (**TKA**), Latte (**TLA**), Mocha (**TMO**), Nevada (**TNE**), Sand (**TSN**), Shadow (**TSH**), Toast (**TOA**) and Tungsten (**TTU**).
- Wood models:** Solid hardwood frame with die cast zinc connectors and metal-to-metal fastening. Available in the following finishes: Absolute (AAM), Cherry (ACM), English Oak (EOM), Espresso Cafe (ECM), Fruitwood (TFM), Gray (HGM), Honey (AHM), Jet Onyx (JOM), Mahogany (TMM), Maple (AVM), Medium Walnut (MWM), Natural Walnut (NLW), Night (ASM), Noce Biondo (NBM), Noce Grigio (NGM), Noce Leggero (NEM), Noce Medio (NMM), Sandy Beach (SBM), Shaker Cherry (SKM), Walnut (TWM), White (WHM), WC Cream (WTM) and Winter Cherry (WCM).
- Armcaps are securely fastened with metal-to-metal connectors which allow for field replacement if required.
- Easy grip forward extending armcap on models with arms.
- Replaceable seat covers and replaceable and/or removable seat cushions are standard.
- Wood armcaps are standard.
- Waterfall cleanout between the seat and back cushions.
- Models are standard with metal mesh seat deck. For behavioral health applications, the metal mesh seat deck can be covered with a solid moisture resistant surface, held in place with tamperproof fasteners. Contact your sales rep for a special quotation.
- All seat frames feature a wall saver design to prevent back contact with wall.
- Models ending in **CA** / **ARC**, have upholstered panel arm inserts closing the arm. Closed arm panels are designed to be replaceable.
- For healthcare textile options, visit the website at [www.globalfurnituregroup.com](http://www.globalfurnituregroup.com).
- Can be upholstered in standard Global textiles if healthcare compliance is not required.
- It is recommended that High Traffic (HT) models be specified in textiles that meet or exceed 100,000 double rubs for added abrasion performance.
- Shipped fully assembled.
- High traffic (HT) models are listed first, followed by wood models.**

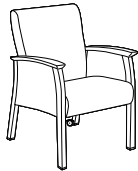
## OPTIONAL FEATURES

- Urethane armcaps are available. Please specify. *Refer to individual models for availability and pricing.*
- For moisture barrier (seat only), add **\$137** list upcharge per seat. For Bariatric Models: GC3638W, GC3639W, GC3640W, GC3640WCA, and GC3656W - **Add \$209** list upcharge per seat.
- To add sealed seams to your product contact Customer Care. Upcharges vary.
- For Primacare tables, see page 52.

## SUGGESTED APPLICATIONS

- Bariatric seating
- Guest seating
- Lobbies
- Lounge/Waiting
- Patient rooms
- Resident rooms
- Treatment/Exam rooms

| DESCRIPTION  | MODEL# / FEATURES  | STANDARD TEXTILE GRADES   |   |        |                                    |        |        |                             |        |        |        |        |        |
|--|--|---|---|--------|------------------------------------|--------|--------|-----------------------------|--------|--------|--------|--------|--------|
|    |  | COM   | 2   | 3      | 4                                  | 5      | 6      | 7                           | 8      | 9      | 10     | 11     | 12     |
|  | GC3631<br>Metal  | \$2198  | \$2261  | \$2316 | \$2394                             | \$2501 | \$2543 | \$2638                      | \$2816 | \$2908 | \$3075 | \$3306 | \$3593 |
|  | GC3631F<br>Metal flex back   | \$2729  | \$2787  | \$2844 | \$2920                             | \$3032 | \$3069 | \$3167                      | \$3348 | \$3436 | \$3604 | \$3834 | \$4119 |
|  |  | OVERALL DIMENSIONS<br>W      D      H   |   |        | SEAT DIMENSIONS<br>W      D      H |        |        | BACK DIMENSIONS<br>W      H |        |        |        |        |        |
|  |  | 25  | 27  | 36.5   | 20.5                               | 17.5   | 18     | 20.5                        | 18     |        |        |        |        |
| <b>MB Armchair Open Arms (HT)</b><br>COM Yardage: 1.75<br>Freight Class: 250<br>Product Weight (lbs.): 64<br>Cubic Feet Per Carton: 17.5   |  | Active weight 500 lbs.<br>Urethane armcap option - <b>Add \$110 list upcharge</b> |   |        |                                    |        |        |                             |        |        |        |        |        |
|   |  | COM   | 2   | 3      | 4                                  | 5      | 6      | 7                           | 8      | 9      | 10     | 11     | 12     |
|  | GC3631CA<br>Metal  | \$2520  | \$2617  | \$2700 | \$2824                             | \$2992 | \$3057 | \$3208                      | \$3490 | \$3631 | \$3893 | \$4257 | \$4703 |
|  | GC3631FCA<br>Metal flex back   | \$3046  | \$3142  | \$3225 | \$3348                             | \$3517 | \$3582 | \$3734                      | \$4015 | \$4156 | \$4418 | \$4782 | \$5229 |
|  |  | OVERALL DIMENSIONS<br>W      D      H   |   |        | SEAT DIMENSIONS<br>W      D      H |        |        | BACK DIMENSIONS<br>W      H |        |        |        |        |        |
|  |  | 25  | 27  | 36.5   | 20.5                               | 17.5   | 18     | 20.5                        | 18     |        |        |        |        |
| <b>MB Armchair Closed Arms (HT)</b><br>COM Yardage: 2.75<br>Freight Class: 150<br>Product Weight (lbs.): 76<br>Cubic Feet Per Carton: 17.5 |  | Active weight 500 lbs.<br>Urethane armcap option - <b>Add \$110 list upcharge</b> |   |        |                                    |        |        |                             |        |        |        |        |        |
|   |  | COM   | 2   | 3      | 4                                  | 5      | 6      | 7                           | 8      | 9      | 10     | 11     | 12     |
|  | GC3631RC<br>Metal  | \$2351  | \$2414  | \$2469 | \$2546                             | \$2655 | \$2695 | \$2792                      | \$2974 | \$3062 | \$3230 | \$3460 | \$3744 |
|  |  | OVERALL DIMENSIONS<br>W      D      H   |   |        | SEAT DIMENSIONS<br>W      D      H |        |        | BACK DIMENSIONS<br>W      H |        |        |        |        |        |
|  |  | 25  | 29.5  | 36.5   | 20.5                               | 17.5   | 18     | 20.5                        | 18     |        |        |        |        |
|  | <b>MB Armchair Open Arms, Rear Tip &amp; Move Wheels (HT)</b><br>COM Yardage: 1.75<br>Freight Class: 250<br>Product Weight (lbs.): 64<br>Cubic Feet Per Carton: 23 |   | Active weight 500 lbs.<br>Urethane armcap option - <b>Add \$110 list upcharge</b> |        |                                    |        |        |                             |        |        |        |        |        |



MB Armchair, Closed Arms, Rear Tip & Move Wheels (HT)

COM Yardage: 2.75  
Freight Class: 250  
Product Weight (lbs.): 76  
Cubic Feet Per Carton: 23

GC3631CARC  
Metal

Active weight 500 lbs.  
Urethane armcap option - **Add \$110 list upcharge**

| OVERALL DIMENSIONS |      |      | SEAT DIMENSIONS |      |    | BACK DIMENSIONS |    |
|--------------------|------|------|-----------------|------|----|-----------------|----|
| W                  | D    | H    | W               | D    | H  | W               | H  |
| 25                 | 29.5 | 36.5 | 20.5            | 17.5 | 18 | 20.5            | 18 |



HB Armchair, Open Arms, Split Back (HT)

COM Yardage: 2.25  
Freight Class: 250  
Product Weight (lbs.): 72  
Cubic Feet Per Carton: 27.5

GC3632  
Metal

GC3632F  
Metal flex back

Active weight 500 lbs. Fold away headrest.  
Urethane armcap option - **Add \$110 list upcharge**

| OVERALL DIMENSIONS |    |      | SEAT DIMENSIONS |      |    | BACK DIMENSIONS |    |
|--------------------|----|------|-----------------|------|----|-----------------|----|
| W                  | D  | H    | W               | D    | H  | W               | H  |
| 25                 | 27 | 48.5 | 20.5            | 17.5 | 18 | 20.5            | 30 |



HB Armchair, Closed Arms, Split Back (HT)

COM Yardage: 3  
Freight Class: 250  
Product Weight (lbs.): 84  
Cubic Feet Per Carton: 27.5

GC3632CA  
Metal

GC3632FCA  
Metal flex back

Active weight 500 lbs. Fold away headrest.  
Urethane armcap option - **Add \$110 list upcharge**

| OVERALL DIMENSIONS |    |      | SEAT DIMENSIONS |      |    | BACK DIMENSIONS |    |
|--------------------|----|------|-----------------|------|----|-----------------|----|
| W                  | D  | H    | W               | D    | H  | W               | H  |
| 25                 | 27 | 48.5 | 20.5            | 17.5 | 18 | 20.5            | 30 |



HB Armchair, Open Arms, Split Back, Rear Tip & Move Wheels (HT)

COM Yardage: 2.25  
Freight Class: 250  
Product Weight (lbs.): 72  
Cubic Feet Per Carton: 27.5

GC3632RC  
Metal

Active weight 500 lbs. Fold away headrest.  
Urethane armcap option - **Add \$110 list upcharge**

| OVERALL DIMENSIONS |      |      | SEAT DIMENSIONS |      |    | BACK DIMENSIONS |    |
|--------------------|------|------|-----------------|------|----|-----------------|----|
| W                  | D    | H    | W               | D    | H  | W               | H  |
| 25                 | 29.5 | 48.5 | 20.5            | 17.5 | 18 | 20.5            | 30 |



HB Armchair, Closed Arms, Split Back, Rear Tip & Move Wheels (HT)

COM Yardage: 3  
Freight Class: 250  
Product Weight (lbs.): 84  
Cubic Feet Per Carton: 27.5

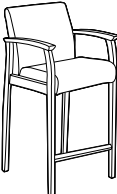
GC3632CARC  
Metal


Active weight 500 lbs. Fold away headrest.  
Urethane armcap option - **Add \$110 list upcharge**


| OVERALL DIMENSIONS |      |      | SEAT DIMENSIONS |      |    | BACK DIMENSIONS |    |
|--------------------|------|------|-----------------|------|----|-----------------|----|
| W                  | D    | H    | W               | D    | H  | W               | H  |
| 25                 | 29.5 | 48.5 | 20.5            | 17.5 | 18 | 20.5            | 30 |


SEATING


PRIMACARE™ PATIENT

| DESCRIPTION  |   | MODEL# | STANDARD FABRIC GRADES  |        |                    |        |        |                 |        |        |                 |        |        |        |  |  |
|--|---|--------|---|--------|--------------------|--------|--------|-----------------|--------|--------|-----------------|--------|--------|--------|--|--|
|   | Designed to immobilize the pelvis and hip joints after surgery. |        | COM   | 2      | 3                  | 4      | 5      | 6               | 7      | 8      | 9               | 10     | 11     | 12     |  |  |
|  |   | GC3636 | \$2847  | \$2898 | \$2947             | \$3011 | \$3105 | \$3143          | \$3222 | \$3375 | \$3452          | \$3596 | \$3795 | \$4038 |  |  |
|  |   | Metal  |   |        |                    |        |        |                 |        |        |                 |        |        |        |  |  |
|  |   |        |   |        | OVERALL DIMENSIONS |        |        | SEAT DIMENSIONS |        |        | BACK DIMENSIONS |        |        |        |  |  |
|  |   |        |   |        | W                  | D      | H      | W               | D      | H      | W               | H      |        |        |  |  |
|  |   |        |   |        | 23                 | 26     | 40.5   | 19              | 17.5   | 25.5   | 19              | 15.5   |        |        |  |  |
|  |   |        |   |        |                    |        |        |                 |        |        |                 |        |        |        |  |  |
|  |   |        |   |        |                    |        |        |                 |        |        |                 |        |        |        |  |  |
|  |   |        |   |        |                    |        |        |                 |        |        |                 |        |        |        |  |  |
| LB Hip Armchair, Open Arms - Post Surgery (HT)<br>COM Yardage: 1.5<br>Freight Class: 250<br>Product Weight (lbs.): 67<br>Cubic Feet Per Carton: 20 |   |        | Active weight 500 lbs.<br>Urethane armcap option - <b>Add \$110 list upcharge</b> |        |                    |        |        |                 |        |        |                 |        |        |        |  |  |

|  |  |        |   |        |                    |        |        |                 |        |        |                 |        |        |        |  |  |
|--|--|--------|---|--------|--------------------|--------|--------|-----------------|--------|--------|-----------------|--------|--------|--------|--|--|
|   |  |        | COM   | 2      | 3                  | 4      | 5      | 6               | 7      | 8      | 9               | 10     | 11     | 12     |  |  |
|  |  | GC3638 | \$2829  | \$2926 | \$3010             | \$3133 | \$3301 | \$3366          | \$3518 | \$3799 | \$3941          | \$4202 | \$4568 | \$5014 |  |  |
|  |  | Metal  |   |        |                    |        |        |                 |        |        |                 |        |        |        |  |  |
|  |  |        |   |        | OVERALL DIMENSIONS |        |        | SEAT DIMENSIONS |        |        | BACK DIMENSIONS |        |        |        |  |  |
|  |  |        |   |        | W                  | D      | H      | W               | D      | H      | W               | H      |        |        |  |  |
|  |  |        |   |        | 35                 | 27     | 36.5   | 30              | 17.5   | 18     | 30              | 18     |        |        |  |  |
|  |  |        |   |        |                    |        |        |                 |        |        |                 |        |        |        |  |  |
|  |  |        |   |        |                    |        |        |                 |        |        |                 |        |        |        |  |  |
|  |  |        |   |        |                    |        |        |                 |        |        |                 |        |        |        |  |  |
| Bariatric MB Armchair, Open Arms (HT)<br>COM Yardage: 2.75<br>Freight Class: 250<br>Product Weight (lbs.): 94<br>Cubic Feet Per Carton: 30.5 |  |        | Active weight 500 lbs.<br>Urethane armcap option - <b>Add \$110 list upcharge</b> |        |                    |        |        |                 |        |        |                 |        |        |        |  |  |

|   |  |          |   |        |                    |        |        |                 |        |        |                 |        |        |        |  |  |
|---|--|----------|---|--------|--------------------|--------|--------|-----------------|--------|--------|-----------------|--------|--------|--------|--|--|
|   |  |          | COM   | 2      | 3                  | 4      | 5      | 6               | 7      | 8      | 9               | 10     | 11     | 12     |  |  |
|   |  | GC3638CA | \$3150  | \$3282 | \$3395             | \$3561 | \$3793 | \$3880          | \$4085 | \$4469 | \$4663          | \$5019 | \$5514 | \$6128 |  |  |
|   |  | Metal    |   |        |                    |        |        |                 |        |        |                 |        |        |        |  |  |
|   |  |          |   |        | OVERALL DIMENSIONS |        |        | SEAT DIMENSIONS |        |        | BACK DIMENSIONS |        |        |        |  |  |
|   |  |          |   |        | W                  | D      | H      | W               | D      | H      | W               | H      |        |        |  |  |
|   |  |          |   |        | 35                 | 27     | 36.5   | 30              | 17.5   | 18     | 30              | 18     |        |        |  |  |
|   |  |          |   |        |                    |        |        |                 |        |        |                 |        |        |        |  |  |
|   |  |          |   |        |                    |        |        |                 |        |        |                 |        |        |        |  |  |
|   |  |          |   |        |                    |        |        |                 |        |        |                 |        |        |        |  |  |
| Bariatric MB Armchair, Closed Arms (HT)<br>COM Yardage: 3.75<br>Freight Class: 250<br>Product Weight (lbs.): 104<br>Cubic Feet Per Carton: 30.5 |  |          | Active weight 500 lbs.<br>Urethane armcap option - <b>Add \$110 list upcharge</b> |        |                    |        |        |                 |        |        |                 |        |        |        |  |  |

|  |  |        |   |        |                    |        |        |                 |        |        |                 |        |        |        |  |  |
|--|--|--------|---|--------|--------------------|--------|--------|-----------------|--------|--------|-----------------|--------|--------|--------|--|--|
|   |  |        | COM   | 2      | 3                  | 4      | 5      | 6               | 7      | 8      | 9               | 10     | 11     | 12     |  |  |
|  |  | GC3639 | \$3150  | \$3282 | \$3395             | \$3561 | \$3793 | \$3880          | \$4085 | \$4469 | \$4663          | \$5019 | \$5514 | \$6128 |  |  |
|  |  | Metal  |   |        |                    |        |        |                 |        |        |                 |        |        |        |  |  |
|  |  |        |   |        | OVERALL DIMENSIONS |        |        | SEAT DIMENSIONS |        |        | BACK DIMENSIONS |        |        |        |  |  |
|  |  |        |   |        | W                  | D      | H      | W               | D      | H      | W               | H      |        |        |  |  |
|  |  |        |   |        | 35                 | 27     | 48.5   | 30              | 17.5   | 18     | 30              | 30     |        |        |  |  |
|  |  |        |   |        |                    |        |        |                 |        |        |                 |        |        |        |  |  |
|  |  |        |   |        |                    |        |        |                 |        |        |                 |        |        |        |  |  |
|  |  |        |   |        |                    |        |        |                 |        |        |                 |        |        |        |  |  |
| Bariatric HB Armchair, Open Arms, Split Back (HT)<br>COM Yardage: 4.75<br>Freight Class: 250<br>Product Weight (lbs.): 77<br>Cubic Feet Per Carton: 33 |  |        | Active weight 500 lbs. Fold away headrest.<br>Urethane armcap option - <b>Add \$110 list upcharge</b> |        |                    |        |        |                 |        |        |                 |        |        |        |  |  |

|   |  |          |   |        |                    |        |        |                 |        |        |                 |        |        |        |  |  |
|---|--|----------|---|--------|--------------------|--------|--------|-----------------|--------|--------|-----------------|--------|--------|--------|--|--|
|    |  |          | COM   | 2      | 3                  | 4      | 5      | 6               | 7      | 8      | 9               | 10     | 11     | 12     |  |  |
|   |  | GC3639CA | \$3464  | \$3637 | \$3777             | \$3988 | \$4282 | \$4394          | \$4655 | \$5139 | \$5384          | \$5836 | \$6463 | \$7240 |  |  |
|   |  | Metal    |   |        |                    |        |        |                 |        |        |                 |        |        |        |  |  |
|   |  |          |   |        | OVERALL DIMENSIONS |        |        | SEAT DIMENSIONS |        |        | BACK DIMENSIONS |        |        |        |  |  |
|   |  |          |   |        | W                  | D      | H      | W               | D      | H      | W               | H      |        |        |  |  |
|   |  |          |   |        | 35                 | 27     | 48.5   | 30              | 17.5   | 18     | 30              | 30     |        |        |  |  |
|   |  |          |   |        |                    |        |        |                 |        |        |                 |        |        |        |  |  |
|   |  |          |   |        |                    |        |        |                 |        |        |                 |        |        |        |  |  |
|   |  |          |   |        |                    |        |        |                 |        |        |                 |        |        |        |  |  |
| Bariatric HB Armchair, Closed Arms, Split Back (HT)<br>COM Yardage: 4.75<br>Freight Class: 250<br>Product Weight (lbs.): 108<br>Cubic Feet Per Carton: 33 |  |          | Active weight 500 lbs. Fold away headrest.<br>Urethane armcap option - <b>Add \$110 list upcharge</b> |        |                    |        |        |                 |        |        |                 |        |        |        |  |  |





HB Armchair, Open Arms (HT)

COM Yardage: 2.5  
Freight Class: 250  
Product Weight (lbs.): 72  
Cubic Feet Per Carton: 27.5

Active weight 500 lbs.  
Urethane armcap option - **Add \$110 list upcharge**

| MODEL#          | STANDARD FABRIC GRADES |        |        |        |                 |        |        |        |                 |        |        |        |
|-----------------|------------------------|--------|--------|--------|-----------------|--------|--------|--------|-----------------|--------|--------|--------|
|                 | COM                    | 2      | 3      | 4      | 5               | 6      | 7      | 8      | 9               | 10     | 11     | 12     |
| GC3655          | \$2294                 | \$2381 | \$2459 | \$2568 | \$2722          | \$2780 | \$2920 | \$3174 | \$3303          | \$3541 | \$3871 | \$4280 |
| Metal           |                        |        |        |        |                 |        |        |        |                 |        |        |        |
| GC3655F         | \$2818                 | \$2905 | \$2983 | \$3094 | \$3250          | \$3309 | \$3444 | \$3700 | \$3828          | \$4066 | \$4397 | \$4806 |
| Metal flex back |                        |        |        |        |                 |        |        |        |                 |        |        |        |
|                 | OVERALL DIMENSIONS     |        |        |        | SEAT DIMENSIONS |        |        |        | BACK DIMENSIONS |        |        |        |
|                 | W                      | D      | H      |        | W               | D      | H      |        | W               | H      |        |        |
|                 | 25                     | 27     | 48.5   |        | 20.5            | 17.5   | 18     |        | 20.5            | 30     |        |        |



HB Armchair, Closed Arms (HT)

COM Yardage: 3.25  
Freight Class: 250  
Product Weight (lbs.): 84  
Cubic Feet Per Carton: 27.5

Active weight 500 lbs.  
Urethane armcap option - **Add \$110 list upcharge**

|  | COM                | 2      | 3      | 4      | 5               | 6      | 7      | 8               | 9      | 10     | 11     | 12     |
|--|--------------------|--------|--------|--------|-----------------|--------|--------|-----------------|--------|--------|--------|--------|
| GC3655CA   | \$2620             | \$2735 | \$2835 | \$2980 | \$3181          | \$3256 | \$3433 | \$3767          | \$3931 | \$4241 | \$4672 | \$5202 |
| Metal  |                    |        |        |        |                 |        |        |                 |        |        |        |        |
| GC3655FCA  | \$3142             | \$3260 | \$3358 | \$3500 | \$3701          | \$3779 | \$3957 | \$4290          | \$4455 | \$4765 | \$5195 | \$5726 |
| Metal flex back                                  |                    |        |        |        |                 |        |        |                 |        |        |        |        |
|  | OVERALL DIMENSIONS |        |        |        | SEAT DIMENSIONS |        |        | BACK DIMENSIONS |        |        |        |        |
|  | W                  | D      | H      |        | W               | D      | H      |                 | W      | H      |        |        |
|  | 25                 | 27     | 48.5   |        | 20.5            | 17.5   | 18     |                 | 20.5   | 30     |        |        |
| Active weight 500 lbs.                           |                    |        |        |        |                 |        |        |                 |        |        |        |        |
| Urethane armcap option - Add \$110 list upcharge |                    |        |        |        |                 |        |        |                 |        |        |        |        |



HB Armchair, Open Arms, Rear Tip & Move Wheels (HT)

COM Yardage: 2.5  
Freight Class: 250  
Product Weight (lbs.): 72  
Cubic Feet Per Carton: 27.5

Active weight 500 lbs.  
Urethane armcap option - **Add \$110 list upcharge**

|          | COM    | 2      | 3      | 4      | 5      | 6      | 7      | 8      | 9      | 10     | 11     | 12     |
|----------|--------|--------|--------|--------|--------|--------|--------|--------|--------|--------|--------|--------|
| GC3655RC | \$2460 | \$2548 | \$2626 | \$2736 | \$2889 | \$2950 | \$3084 | \$3342 | \$3470 | \$3708 | \$4038 | \$4449 |
| Metal    |        |        |        |        |        |        |        |        |        |        |        |        |
|          |        |        |        |        |        |        |        |        |        |        |        |        |
|          |        |        |        |        |        |        |        |        |        |        |        |        |
|          |        |        |        |        |        |        |        |        |        |        |        |        |
|          |        |        |        |        |        |        |        |        |        |        |        |        |
|          |        |        |        |        |        |        |        |        |        |        |        |        |
|          |        |        |        |        |        |        |        |        |        |        |        |        |
|          |        |        |        |        |        |        |        |        |        |        |        |        |
|          |        |        |        |        |        |        |        |        |        |        |        |        |
|          |        |        |        |        |        |        |        |        |        |        |        |        |
|          |        |        |        |        |        |        |        |        |        |        |        |        |
|          |        |        |        |        |        |        |        |        |        |        |        |        |
|          |        |        |        |        |        |        |        |        |        |        |        |        |
|          |        |        |        |        |        |        |        |        |        |        |        |        |
|          |        |        |        |        |        |        |        |        |        |        |        |        |
|          |        |        |        |        |        |        |        |        |        |        |        |        |
|          |        |        |        |        |        |        |        |        |        |        |        |        |
|          |        |        |        |        |        |        |        |        |        |        |        |        |
|          |        |        |        |        |        |        |        |        |        |        |        |        |
|          |        |        |        |        |        |        |        |        |        |        |        |        |
|          |        |        |        |        |        |        |        |        |        |        |        |        |
|          |        |        |        |        |        |        |        |        |        |        |        |        |
|          |        |        |        |        |        |        |        |        |        |        |        |        |
|          |        |        |        |        |        |        |        |        |        |        |        |        |
|          |        |        |        |        |        |        |        |        |        |        |        |        |
|          |        |        |        |        |        |        |        |        |        |        |        |        |
|          |        |        |        |        |        |        |        |        |        |        |        |        |
|          |        |        |        |        |        |        |        |        |        |        |        |        |
|          |        |        |        |        |        |        |        |        |        |        |        |        |
|          |        |        |        |        |        |        |        |        |        |        |        |        |
|          |        |        |        |        |        |        |        |        |        |        |        |        |
|          |        |        |        |        |        |        |        |        |        |        |        |        |
|          |        |        |        |        |        |        |        |        |        |        |        |        |
|          |        |        |        |        |        |        |        |        |        |        |        |        |
|          |        |        |        |        |        |        |        |        |        |        |        |        |
|          |        |        |        |        |        |        |        |        |        |        |        |        |
|          |        |        |        |        |        |        |        |        |        |        |        |        |
|          |        |        |        |        |        |        |        |        |        |        |        |        |
|          |        |        |        |        |        |        |        |        |        |        |        |        |
|          |        |        |        |        |        |        |        |        |        |        |        |        |
|          |        |        |        |        |        |        |        |        |        |        |        |        |
|          |        |        |        |        |        |        |        |        |        |        |        |        |
|          |        |        |        |        |        |        |        |        |        |        |        |        |
|          |        |        |        |        |        |        |        |        |        |        |        |        |
|          |        |        |        |        |        |        |        |        |        |        |        |        |
|          |        |        |        |        |        |        |        |        |        |        |        |        |
|          |        |        |        |        |        |        |        |        |        |        |        |        |
|          |        |        |        |        |        |        |        |        |        |        |        |        |
|          |        |        |        |        |        |        |        |        |        |        |        |        |
|          |        |        |        |        |        |        |        |        |        |        |        |        |
|          |        |        |        |        |        |        |        |        |        |        |        |        |
|          |        |        |        |        |        |        |        |        |        |        |        |        |
|          |        |        |        |        |        |        |        |        |        |        |        |        |
|          |        |        |        |        |        |        |        |        |        |        |        |        |
|          |        |        |        |        |        |        |        |        |        |        |        |        |
|          |        |        |        |        |        |        |        |        |        |        |        |        |
|          |        |        |        |        |        |        |        |        |        |        |        |        |
|          |        |        |        |        |        |        |        |        |        |        |        |        |
|          |        |        |        |        |        |        |        |        |        |        |        |        |
|          |        |        |        |        |        |        |        |        |        |        |        |        |
|          |        |        |        |        |        |        |        |        |        |        |        |        |
|          |        |        |        |        |        |        |        |        |        |        |        |        |
|          |        |        |        |        |        |        |        |        |        |        |        |        |
|          |        |        |        |        |        |        |        |        |        |        |        |        |
|          |        |        |        |        |        |        |        |        |        |        |        |        |
|          |        |        |        |        |        |        |        |        |        |        |        |        |
|          |        |        |        |        |        |        |        |        |        |        |        |        |
|          |        |        |        |        |        |        |        |        |        |        |        |        |
|          |        |        |        |        |        |        |        |        |        |        |        |        |
|          |        |        |        |        |        |        |        |        |        |        |        |        |
|          |        |        |        |        |        |        |        |        |        |        |        |        |
|          |        |        |        |        |        |        |        |        |        |        |        |        |
|          |        |        |        |        |        |        |        |        |        |        |        |        |
|          |        |        |        |        |        |        |        |        |        |        |        |        |
|          |        |        |        |        |        |        |        |        |        |        |        |        |
|          |        |        |        |        |        |        |        |        |        |        |        |        |
|          |        |        |        |        |        |        |        |        |        |        |        |        |
|          |        |        |        |        |        |        |        |        |        |        |        |        |
|          |        |        |        |        |        |        |        |        |        |        |        |        |
|          |        |        |        |        |        |        |        |        |        |        |        |        |
|          |        |        |        |        |        |        |        |        |        |        |        |        |
|          |        |        |        |        |        |        |        |        |        |        |        |        |
|          |        |        |        |        |        |        |        |        |        |        |        |        |
|          |        |        |        |        |        |        |        |        |        |        |        |        |
|          |        |        |        |        |        |        |        |        |        |        |        |        |
|          |        |        |        |        |        |        |        |        |        |        |        |        |
|          |        |        |        |        |        |        |        |        |        |        |        |        |
|          |        |        |        |        |        |        |        |        |        |        |        |        |
|          |        |        |        |        |        |        |        |        |        |        |        |        |
|          |        |        |        |        |        |        |        |        |        |        |        |        |
|          |        |        |        |        |        |        |        |        |        |        |        |        |
|          |        |        |        |        |        |        |        |        |        |        |        |        |
|          |        |        |        |        |        |        |        |        |        |        |        |        |
|          |        |        |        |        |        |        |        |        |        |        |        |        |
|          |        |        |        |        |        |        |        |        |        |        |        |        |



HB Armchair, Open Arms, Rear Tip & Move Wheels (HT)

COM Yardage: 3.25  
Freight Class: 250  
Product Weight (lbs.): 84  
Cubic Feet Per Carton: 27.5

Active weight 500 lbs.  
Urethane armcap option - **Add \$110 list upcharge**

|            |        |        |        |        |        |        |        |        |        |        |        |        |
|------------|--------|--------|--------|--------|--------|--------|--------|--------|--------|--------|--------|--------|
|            | COM    | 2      | 3      | 4      | 5      | 6      | 7      | 8      | 9      | 10     | 11     | 12     |
| GC3655CARC | \$2787 | \$2903 | \$3002 | \$3144 | \$3349 | \$3424 | \$3601 | \$3935 | \$4099 | \$4410 | \$4839 | \$5370 |
| Metal      |        |        |        |        |        |        |        |        |        |        |        |        |
|            |        |        |        |        |        |        |        |        |        |        |        |        |
|            |        |        |        |        |        |        |        |        |        |        |        |        |
|            |        |        |        |        |        |        |        |        |        |        |        |        |
|            |        |        |        |        |        |        |        |        |        |        |        |        |
|            |        |        |        |        |        |        |        |        |        |        |        |        |
|            |        |        |        |        |        |        |        |        |        |        |        |        |
|            |        |        |        |        |        |        |        |        |        |        |        |        |
|            |        |        |        |        |        |        |        |        |        |        |        |        |
|            |        |        |        |        |        |        |        |        |        |        |        |        |
|            |        |        |        |        |        |        |        |        |        |        |        |        |
|            |        |        |        |        |        |        |        |        |        |        |        |        |
|            |        |        |        |        |        |        |        |        |        |        |        |        |
|            |        |        |        |        |        |        |        |        |        |        |        |        |
|            |        |        |        |        |        |        |        |        |        |        |        |        |
|            |        |        |        |        |        |        |        |        |        |        |        |        |
|            |        |        |        |        |        |        |        |        |        |        |        |        |
|            |        |        |        |        |        |        |        |        |        |        |        |        |
|            |        |        |        |        |        |        |        |        |        |        |        |        |
|            |        |        |        |        |        |        |        |        |        |        |        |        |
|            |        |        |        |        |        |        |        |        |        |        |        |        |
|            |        |        |        |        |        |        |        |        |        |        |        |        |
|            |        |        |        |        |        |        |        |        |        |        |        |        |
|            |        |        |        |        |        |        |        |        |        |        |        |        |
|            |        |        |        |        |        |        |        |        |        |        |        |        |
|            |        |        |        |        |        |        |        |        |        |        |        |        |
|            |        |        |        |        |        |        |        |        |        |        |        |        |
|            |        |        |        |        |        |        |        |        |        |        |        |        |
|            |        |        |        |        |        |        |        |        |        |        |        |        |
|            |        |        |        |        |        |        |        |        |        |        |        |        |
|            |        |        |        |        |        |        |        |        |        |        |        |        |
|            |        |        |        |        |        |        |        |        |        |        |        |        |
|            |        |        |        |        |        |        |        |        |        |        |        |        |
|            |        |        |        |        |        |        |        |        |        |        |        |        |
|            |        |        |        |        |        |        |        |        |        |        |        |        |
|            |        |        |        |        |        |        |        |        |        |        |        |        |
|            |        |        |        |        |        |        |        |        |        |        |        |        |
|            |        |        |        |        |        |        |        |        |        |        |        |        |
|            |        |        |        |        |        |        |        |        |        |        |        |        |
|            |        |        |        |        |        |        |        |        |        |        |        |        |
|            |        |        |        |        |        |        |        |        |        |        |        |        |
|            |        |        |        |        |        |        |        |        |        |        |        |        |
|            |        |        |        |        |        |        |        |        |        |        |        |        |
|            |        |        |        |        |        |        |        |        |        |        |        |        |
|            |        |        |        |        |        |        |        |        |        |        |        |        |
|            |        |        |        |        |        |        |        |        |        |        |        |        |
|            |        |        |        |        |        |        |        |        |        |        |        |        |
|            |        |        |        |        |        |        |        |        |        |        |        |        |
|            |        |        |        |        |        |        |        |        |        |        |        |        |
|            |        |        |        |        |        |        |        |        |        |        |        |        |
|            |        |        |        |        |        |        |        |        |        |        |        |        |
|            |        |        |        |        |        |        |        |        |        |        |        |        |
|            |        |        |        |        |        |        |        |        |        |        |        |        |
|            |        |        |        |        |        |        |        |        |        |        |        |        |
|            |        |        |        |        |        |        |        |        |        |        |        |        |
|            |        |        |        |        |        |        |        |        |        |        |        |        |
|            |        |        |        |        |        |        |        |        |        |        |        |        |
|            |        |        |        |        |        |        |        |        |        |        |        |        |
|            |        |        |        |        |        |        |        |        |        |        |        |        |
|            |        |        |        |        |        |        |        |        |        |        |        |        |
|            |        |        |        |        |        |        |        |        |        |        |        |        |
|            |        |        |        |        |        |        |        |        |        |        |        |        |
|            |        |        |        |        |        |        |        |        |        |        |        |        |
|            |        |        |        |        |        |        |        |        |        |        |        |        |
|            |        |        |        |        |        |        |        |        |        |        |        |        |
|            |        |        |        |        |        |        |        |        |        |        |        |        |
|            |        |        |        |        |        |        |        |        |        |        |        |        |
|            |        |        |        |        |        |        |        |        |        |        |        |        |
|            |        |        |        |        |        |        |        |        |        |        |        |        |
|            |        |        |        |        |        |        |        |        |        |        |        |        |
|            |        |        |        |        |        |        |        |        |        |        |        |        |
|            |        |        |        |        |        |        |        |        |        |        |        |        |
|            |        |        |        |        |        |        |        |        |        |        |        |        |
|            |        |        |        |        |        |        |        |        |        |        |        |        |
|            |        |        |        |        |        |        |        |        |        |        |        |        |
|            |        |        |        |        |        |        |        |        |        |        |        |        |
|            |        |        |        |        |        |        |        |        |        |        |        |        |
|            |        |        |        |        |        |        |        |        |        |        |        |        |
|            |        |        |        |        |        |        |        |        |        |        |        |        |
|            |        |        |        |        |        |        |        |        |        |        |        |        |
|            |        |        |        |        |        |        |        |        |        |        |        |        |
|            |        |        |        |        |        |        |        |        |        |        |        |        |
|            |        |        |        |        |        |        |        |        |        |        |        |        |
|            |        |        |        |        |        |        |        |        |        |        |        |        |
|            |        |        |        |        |        |        |        |        |        |        |        |        |
|            |        |        |        |        |        |        |        |        |        |        |        |        |
|            |        |        |        |        |        |        |        |        |        |        |        |        |
|            |        |        |        |        |        |        |        |        |        |        |        |        |
|            |        |        |        |        |        |        |        |        |        |        |        |        |
|            |        |        |        |        |        |        |        |        |        |        |        |        |
|            |        |        |        |        |        |        |        |        |        |        |        |        |
|            |        |        |        |        |        |        |        |        |        |        |        |        |
|            |        |        |        |        |        |        |        |        |        |        |        |        |
|            |        |        |        |        |        |        |        |        |        |        |        |        |
|            |        |        |        |        |        |        |        |        |        |        | </     |        |








Bariatric HB Armchair, Open Arms (HT)

COM Yardage: 3.5  
Freight Class: 250  
Product Weight (lbs.): 79  
Cubic Feet Per Carton: 33

Active weight 500 lbs.  
Urethane armcap option - **Add \$110 list upcharge**

|        | COM    | 2      | 3      | 4      | 5      | 6      | 7      | 8      | 9      | 10     | 11     | 12     |
|--------|--------|--------|--------|--------|--------|--------|--------|--------|--------|--------|--------|--------|
| GC3656 | \$2918 | \$3044 | \$3150 | \$3303 | \$3520 | \$3605 | \$3795 | \$4153 | \$4333 | \$4664 | \$5128 | \$5700 |
| Metal  |        |        |        |        |        |        |        |        |        |        |        |        |
|        |        |        |        |        |        |        |        |        |        |        |        |        |
|        |        |        |        |        |        |        |        |        |        |        |        |        |
|        |        |        |        |        |        |        |        |        |        |        |        |        |
|        |        |        |        |        |        |        |        |        |        |        |        |        |
|        |        |        |        |        |        |        |        |        |        |        |        |        |
|        |        |        |        |        |        |        |        |        |        |        |        |        |
|        |        |        |        |        |        |        |        |        |        |        |        |        |
|        |        |        |        |        |        |        |        |        |        |        |        |        |
|        |        |        |        |        |        |        |        |        |        |        |        |        |
|        |        |        |        |        |        |        |        |        |        |        |        |        |
|        |        |        |        |        |        |        |        |        |        |        |        |        |
|        |        |        |        |        |        |        |        |        |        |        |        |        |
|        |        |        |        |        |        |        |        |        |        |        |        |        |
|        |        |        |        |        |        |        |        |        |        |        |        |        |
|        |        |        |        |        |        |        |        |        |        |        |        |        |
|        |        |        |        |        |        |        |        |        |        |        |        |        |
|        |        |        |        |        |        |        |        |        |        |        |        |        |
|        |        |        |        |        |        |        |        |        |        |        |        |        |
|        |        |        |        |        |        |        |        |        |        |        |        |        |
|        |        |        |        |        |        |        |        |        |        |        |        |        |
|        |        |        |        |        |        |        |        |        |        |        |        |        |
|        |        |        |        |        |        |        |        |        |        |        |        |        |
|        |        |        |        |        |        |        |        |        |        |        |        |        |
|        |        |        |        |        |        |        |        |        |        |        |        |        |
|        |        |        |        |        |        |        |        |        |        |        |        |        |
|        |        |        |        |        |        |        |        |        |        |        |        |        |
|        |        |        |        |        |        |        |        |        |        |        |        |        |
|        |        |        |        |        |        |        |        |        |        |        |        |        |
|        |        |        |        |        |        |        |        |        |        |        |        |        |
|        |        |        |        |        |        |        |        |        |        |        |        |        |
|        |        |        |        |        |        |        |        |        |        |        |        |        |
|        |        |        |        |        |        |        |        |        |        |        |        |        |
|        |        |        |        |        |        |        |        |        |        |        |        |        |
|        |        |        |        |        |        |        |        |        |        |        |        |        |
|        |        |        |        |        |        |        |        |        |        |        |        |        |
|        |        |        |        |        |        |        |        |        |        |        |        |        |
|        |        |        |        |        |        |        |        |        |        |        |        |        |
|        |        |        |        |        |        |        |        |        |        |        |        |        |
|        |        |        |        |        |        |        |        |        |        |        |        |        |
|        |        |        |        |        |        |        |        |        |        |        |        |        |
|        |        |        |        |        |        |        |        |        |        |        |        |        |
|        |        |        |        |        |        |        |        |        |        |        |        |        |
|        |        |        |        |        |        |        |        |        |        |        |        |        |
|        |        |        |        |        |        |        |        |        |        |        |        |        |
|        |        |        |        |        |        |        |        |        |        |        |        |        |
|        |        |        |        |        |        |        |        |        |        |        |        |        |
|        |        |        |        |        |        |        |        |        |        |        |        |        |
|        |        |        |        |        |        |        |        |        |        |        |        |        |
|        |        |        |        |        |        |        |        |        |        |        |        |        |
|        |        |        |        |        |        |        |        |        |        |        |        |        |
|        |        |        |        |        |        |        |        |        |        |        |        |        |
|        |        |        |        |        |        |        |        |        |        |        |        |        |
|        |        |        |        |        |        |        |        |        |        |        |        |        |
|        |        |        |        |        |        |        |        |        |        |        |        |        |
|        |        |        |        |        |        |        |        |        |        |        |        |        |
|        |        |        |        |        |        |        |        |        |        |        |        |        |
|        |        |        |        |        |        |        |        |        |        |        |        |        |
|        |        |        |        |        |        |        |        |        |        |        |        |        |
|        |        |        |        |        |        |        |        |        |        |        |        |        |
|        |        |        |        |        |        |        |        |        |        |        |        |        |
|        |        |        |        |        |        |        |        |        |        |        |        |        |
|        |        |        |        |        |        |        |        |        |        |        |        |        |
|        |        |        |        |        |        |        |        |        |        |        |        |        |
|        |        |        |        |        |        |        |        |        |        |        |        |        |
|        |        |        |        |        |        |        |        |        |        |        |        |        |
|        |        |        |        |        |        |        |        |        |        |        |        |        |
|        |        |        |        |        |        |        |        |        |        |        |        |        |
|        |        |        |        |        |        |        |        |        |        |        |        |        |
|        |        |        |        |        |        |        |        |        |        |        |        |        |
|        |        |        |        |        |        |        |        |        |        |        |        |        |
|        |        |        |        |        |        |        |        |        |        |        |        |        |
|        |        |        |        |        |        |        |        |        |        |        |        |        |
|        |        |        |        |        |        |        |        |        |        |        |        |        |
|        |        |        |        |        |        |        |        |        |        |        |        |        |
|        |        |        |        |        |        |        |        |        |        |        |        |        |
|        |        |        |        |        |        |        |        |        |        |        |        |        |
|        |        |        |        |        |        |        |        |        |        |        |        |        |
|        |        |        |        |        |        |        |        |        |        |        |        |        |
|        |        |        |        |        |        |        |        |        |        |        |        |        |
|        |        |        |        |        |        |        |        |        |        |        |        |        |
|        |        |        |        |        |        |        |        |        |        |        |        |        |
|        |        |        |        |        |        |        |        |        |        |        |        |        |
|        |        |        |        |        |        |        |        |        |        |        |        |        |
|        |        |        |        |        |        |        |        |        |        |        |        |        |
|        |        |        |        |        |        |        |        |        |        |        |        |        |
|        |        |        |        |        |        |        |        |        |        |        |        |        |
|        |        |        |        |        |        |        |        |        |        |        |        |        |
|        |        |        |        |        |        |        |        |        |        |        |        |        |
|        |        |        |        |        |        |        |        |        |        |        |        |        |
|        |        |        |        |        |        |        |        |        |        |        |        |        |
|        |        |        |        |        |        |        |        |        |        |        |        |        |
|        |        |        |        |        |        |        |        |        |        |        |        |        |
|        |        |        |        |        |        |        |        |        |        |        |        |        |
|        |        |        |        |        |        |        |        |        |        |        |        |        |

| DESCRIPTION   |   | MODEL#  | STANDARD FABRIC GRADES |        |                 |        |        |                 |        |        |        |        |        |        |  |
|---|---|---|------------------------|--------|-----------------|--------|--------|-----------------|--------|--------|--------|--------|--------|--------|--|
|    |   |   | COM                    | 2      | 3               | 4      | 5      | 6               | 7      | 8      | 9      | 10     | 11     | 12     |  |
|   |   | GC3656CA  | \$3238                 | \$3400 | \$3534          | \$3733 | \$4012 | \$4118          | \$4363 | \$4824 | \$5056 | \$5483 | \$6077 | \$6812 |  |
|   |   | Metal   |                        |        |                 |        |        |                 |        |        |        |        |        |        |  |
|   |   |   |                        |        |                 |        |        |                 |        |        |        |        |        |        |  |
| <b>Bariatric HB Armchair, Closed Arms (HT)</b><br>COM Yardage: 4.5<br>Freight Class: 250<br>Product Weight (lbs.): 108<br>Cubic Feet Per Carton: 33         |   | OVERALL DIMENSIONS  |                        |        | SEAT DIMENSIONS |        |        | BACK DIMENSIONS |        |        |        |        |        |        |  |
|   |   | W   | D                      | H      | W               | D      | H      | W               | H      |        |        |        |        |        |  |
|   |   | 35  | 27                     | 48.5   | 30              | 17.5   | 18     | 30              | 30     |        |        |        |        |        |  |
|   |   | Active weight 500 lbs.<br>Urethane armcap option - <b>Add \$110 list upcharge</b>                     |                        |        |                 |        |        |                 |        |        |        |        |        |        |  |
|    | Designed to immobilize the pelvis and hip joints after surgery. |   | COM                    | 2      | 3               | 4      | 5      | 6               | 7      | 8      | 9      | 10     | 11     | 12     |  |
|   |   | GC3657  | \$3504                 | \$3556 | \$3605          | \$3670 | \$3764 | \$3801          | \$3881 | \$4034 | \$4111 | \$4256 | \$4455 | \$4698 |  |
|   |   | Metal   |                        |        |                 |        |        |                 |        |        |        |        |        |        |  |
|   |   |   |                        |        |                 |        |        |                 |        |        |        |        |        |        |  |
| <b>Wide Hip Armchair, Open Arms - Post Surgery (HT)</b><br>COM Yardage: 1.5<br>Freight Class: 250<br>Product Weight (lbs.): 78<br>Cubic Feet Per Carton: 20 |   | OVERALL DIMENSIONS  |                        |        | SEAT DIMENSIONS |        |        | BACK DIMENSIONS |        |        |        |        |        |        |  |
|   |   | W   | D                      | H      | W               | D      | H      | W               | H      |        |        |        |        |        |  |
|   |   | 28  | 25                     | 41     | 24              | 17.5   | 26     | 24              | 15.5   |        |        |        |        |        |  |
|   |   | Active weight 500 lbs.<br>Urethane armcap option - <b>Add \$110 list upcharge</b>                     |                        |        |                 |        |        |                 |        |        |        |        |        |        |  |
|   |   |   | COM                    | 2      | 3               | 4      | 5      | 6               | 7      | 8      | 9      | 10     | 11     | 12     |  |
|   |   | GC3631W   | \$1833                 | \$1896 | \$1953          | \$2029 | \$2137 | \$2178          | \$2274 | \$2456 | \$2544 | \$2711 | \$2942 | \$3228 |  |
|   |   | Wood  |                        |        |                 |        |        |                 |        |        |        |        |        |        |  |
|   |   | GC3631WF  | \$2323                 | \$2386 | \$2441          | \$2518 | \$2627 | \$2667          | \$2764 | \$2946 | \$3034 | \$3202 | \$3432 | \$3716 |  |
|   |   | Wood flex back  |                        |        |                 |        |        |                 |        |        |        |        |        |        |  |
| <b>MB Armchair, Open Arms (Wood)</b><br>COM Yardage: 1.75<br>Freight Class: 250<br>Product Weight (lbs.): 52<br>Cubic Feet Per Carton: 20                   |   | OVERALL DIMENSIONS  |                        |        | SEAT DIMENSIONS |        |        | BACK DIMENSIONS |        |        |        |        |        |        |  |
|   |   | W   | D                      | H      | W               | D      | H      | W               | H      |        |        |        |        |        |  |
|   |   | 25  | 27                     | 36.5   | 20.5            | 17.5   | 18     | 20.5            | 18     |        |        |        |        |        |  |
|   |   | Active weight 350 lbs.<br>Urethane armcap option - <b>Add \$110 list upcharge</b>                     |                        |        |                 |        |        |                 |        |        |        |        |        |        |  |
|    |   |   | COM                    | 2      | 3               | 4      | 5      | 6               | 7      | 8      | 9      | 10     | 11     | 12     |  |
|   |   | GC3632W   | \$2037                 | \$2114 | \$2185          | \$2282 | \$2424 | \$2476          | \$2597 | \$2829 | \$2945 | \$3160 | \$3458 | \$3824 |  |
|   |   | Wood  |                        |        |                 |        |        |                 |        |        |        |        |        |        |  |
|   |   | GC3632WF  | \$2547                 | \$2627 | \$2696          | \$2794 | \$2933 | \$2987          | \$3109 | \$3340 | \$3456 | \$3670 | \$3968 | \$4336 |  |
|   |   | Wood flex back  |                        |        |                 |        |        |                 |        |        |        |        |        |        |  |
| <b>HB Armchair, Open Arms, Split Back (Wood)</b><br>COM Yardage: 2.25<br>Freight Class: 250<br>Product Weight (lbs.): 60<br>Cubic Feet Per Carton: 27.5     |   | OVERALL DIMENSIONS  |                        |        | SEAT DIMENSIONS |        |        | BACK DIMENSIONS |        |        |        |        |        |        |  |
|   |   | W   | D                      | H      | W               | D      | H      | W               | H      |        |        |        |        |        |  |
|   |   | 25  | 27                     | 48.5   | 20.5            | 17.5   | 18     | 20.5            | 30     |        |        |        |        |        |  |
|   |   | Active weight 350 lbs. Fold away headrest.<br>Urethane armcap option - <b>Add \$110 list upcharge</b> |                        |        |                 |        |        |                 |        |        |        |        |        |        |  |
|    | Designed to immobilize the pelvis and hip joints after surgery. |   | COM                    | 2      | 3               | 4      | 5      | 6               | 7      | 8      | 9      | 10     | 11     | 12     |  |
|   |   | GC3636W   | \$2531                 | \$2583 | \$2632          | \$2697 | \$2791 | \$2828          | \$2908 | \$3061 | \$3138 | \$3283 | \$3482 | \$3725 |  |
|   |   | Wood  |                        |        |                 |        |        |                 |        |        |        |        |        |        |  |
|   |   |   |                        |        |                 |        |        |                 |        |        |        |        |        |        |  |
| <b>LB Hip Armchair, Open Arms - Post Surgery (Wood)</b><br>COM Yardage: 1.5<br>Freight Class: 250<br>Product Weight (lbs.): 57<br>Cubic Feet Per Carton: 20 |   | OVERALL DIMENSIONS  |                        |        | SEAT DIMENSIONS |        |        | BACK DIMENSIONS |        |        |        |        |        |        |  |
|   |   | W   | D                      | H      | W               | D      | H      | W               | H      |        |        |        |        |        |  |
|   |   | 23  | 26                     | 40.5   | 19              | 17.5   | 25.5   | 19              | 15.5   |        |        |        |        |        |  |
|   |   | Active weight 350 lbs.<br>Urethane armcap option - <b>Add \$110 list upcharge</b>                     |                        |        |                 |        |        |                 |        |        |        |        |        |        |  |




Bariatric MB Armchair, Open Arms (Wood)

COM Yardage: 2.75  
Freight Class: 250  
Product Weight (lbs.): 82  
Cubic Feet Per Carton: 30.5

Active weight 500 lbs.  
Urethane armcap option - **Add \$110 list upcharge**

| DESCRIPTION | MODEL# | STANDARD FABRIC GRADES |        |        |                 |        |        |                 |        |        |        |        |        |
|-------------|--------|------------------------|--------|--------|-----------------|--------|--------|-----------------|--------|--------|--------|--------|--------|
|             |        | COM                    | 2      | 3      | 4               | 5      | 6      | 7               | 8      | 9      | 10     | 11     | 12     |
| GC3638W     |        | \$2325                 | \$2418 | \$2618 | \$2742          | \$2910 | \$2978 | \$3125          | \$3409 | \$3549 | \$3811 | \$4176 | \$4623 |
| Wood        |        |                        |        |        |                 |        |        |                 |        |        |        |        |        |
|             |        | OVERALL DIMENSIONS     |        |        | SEAT DIMENSIONS |        |        | BACK DIMENSIONS |        |        |        |        |        |
|             |        | W                      | D      | H      | W               | D      | H      | W               | H      |        |        |        |        |
|             |        | 35                     | 27     | 36.5   | 30              | 17.5   | 18     | 30              | 18     |        |        |        |        |



Bariatric HB Armchair, Open Arms, Split Back (Wood)

COM Yardage: 3.75  
Freight Class: 300  
Product Weight (lbs.): 65  
Cubic Feet Per Carton: 33

Active weight 500 lbs. Fold away headrest.  
Urethane armcap option - **Add \$110 list upcharge**

| DESCRIPTION | MODEL# | STANDARD FABRIC GRADES |        |        |                 |        |        |                 |        |        |        |        |        |
|-------------|--------|------------------------|--------|--------|-----------------|--------|--------|-----------------|--------|--------|--------|--------|--------|
|             |        | COM                    | 2      | 3      | 4               | 5      | 6      | 7               | 8      | 9      | 10     | 11     | 12     |
| GC3639W     |        | \$2566                 | \$2698 | \$2812 | \$2977          | \$3210 | \$3300 | \$3502          | \$3890 | \$4078 | \$4438 | \$4932 | \$5546 |
| Wood        |        |                        |        |        |                 |        |        |                 |        |        |        |        |        |
|             |        | OVERALL DIMENSIONS     |        |        | SEAT DIMENSIONS |        |        | BACK DIMENSIONS |        |        |        |        |        |
|             |        | W                      | D      | H      | W               | D      | H      | W               | H      |        |        |        |        |
|             |        | 35                     | 27     | 48.5   | 30              | 17.5   | 18     | 30              | 30     |        |        |        |        |




HB Armchair, Open Arms (Wood)

COM Yardage: 2.5  
Freight Class: 250  
Product Weight (lbs.): 60  
Cubic Feet Per Carton: 27.5

Active weight 350 lbs.  
Urethane armcap option - **Add \$110 list upcharge**

| DESCRIPTION    | MODEL# | STANDARD FABRIC GRADES |        |        |                 |        |        |                 |        |        |        |        |        |
|----------------|--------|------------------------|--------|--------|-----------------|--------|--------|-----------------|--------|--------|--------|--------|--------|
|                |        | COM                    | 2      | 3      | 4               | 5      | 6      | 7               | 8      | 9      | 10     | 11     | 12     |
| GC3655W        |        | \$1901                 | \$1989 | \$2067 | \$2177          | \$2331 | \$2393 | \$2525          | \$2784 | \$2912 | \$3151 | \$3481 | \$3890 |
| Wood           |        |                        |        |        |                 |        |        |                 |        |        |        |        |        |
| GC3655WF       |        | \$2391                 | \$2479 | \$2557 | \$2668          | \$2821 | \$2883 | \$3018          | \$3274 | \$3402 | \$3640 | \$3971 | \$4380 |
| Wood flex back |        |                        |        |        |                 |        |        |                 |        |        |        |        |        |
|                |        | OVERALL DIMENSIONS     |        |        | SEAT DIMENSIONS |        |        | BACK DIMENSIONS |        |        |        |        |        |
|                |        | W                      | D      | H      | W               | D      | H      | W               | H      |        |        |        |        |
|                |        | 25                     | 27     | 48.5   | 20.5            | 17.5   | 18     | 20.5            | 30     |        |        |        |        |



Bariatric HB Armchair, Open Arms (Wood)

COM Yardage: 3.5  
Freight Class: 250  
Product Weight (lbs.): 65  
Cubic Feet Per Carton: 30.75

Active weight 500 lbs.  
Urethane armcap option - **Add \$110 list upcharge**

| DESCRIPTION | MODEL# | STANDARD FABRIC GRADES |        |        |                 |        |        |                 |        |        |        |        |        |
|-------------|--------|------------------------|--------|--------|-----------------|--------|--------|-----------------|--------|--------|--------|--------|--------|
|             |        | COM                    | 2      | 3      | 4               | 5      | 6      | 7               | 8      | 9      | 10     | 11     | 12     |
| GC3656W     |        | \$2388                 | \$2511 | \$2619 | \$2771          | \$2989 | \$3074 | \$3264          | \$3622 | \$3802 | \$4134 | \$4597 | \$5167 |
| Wood        |        |                        |        |        |                 |        |        |                 |        |        |        |        |        |
|             |        | OVERALL DIMENSIONS     |        |        | SEAT DIMENSIONS |        |        | BACK DIMENSIONS |        |        |        |        |        |
|             |        | W                      | D      | H      | W               | D      | H      | W               | H      |        |        |        |        |
|             |        | 35                     | 27     | 48.5   | 30              | 17.5   | 18     | 30              | 30     |        |        |        |        |

PRIMACARE LOUNGE



model GC3641 (HT)



model GC3641W (Wood)

STANDARD FEATURES


- Primacare is a family of products offering the most significant return on investment approach in the industry since every component can be repaired or replaced on site.
- **High traffic (HT) models:** Metal frame and urethane armcaps with die cast zinc connectors and metal-to-metal fasteners. Available in the following finishes: Black (**TBL**), Cloud (**TIV**), Designer White (**TDW**), Fog (**TFO**), Frost (**TFR**), Kalua (**TKA**), Latte (**TLA**), Mocha (**TMO**), Nevada (**TNE**), Sand (**TSN**), Shadow (**TSH**), Toast (**TOA**) and Tungsten (**TTU**).
- **Wood models:** Solid hardwood frame with die cast zinc connectors and metal-to-metal fastening. Available in the following finishes: Absolute (AAM), Cherry (ACM), English Oak (EOM), Espresso Cafe (ECM), Fruitwood (TFM), Gray (HGM), Honey (AHM), Jet Onyx (JOM), Mahogany (TMM), Maple (AVM), Medium Walnut (MWM), Natural Walnut (NLW), Night (ASM), Noce Biondo (NBM), Noce Grigio (NGM), Noce Leggero (NEM), Noce Medio (NMM), Sandy Beach (SBM), Shaker Cherry (SKM), Walnut (TWM), White (WHM), WC Cream (WTM) and Winter Cherry (WCM).
- Armcaps are securely fastened with metal-to-metal connectors which allow for field replacement if required.
- Easy grip forward extending armcap on models with arms.
- Replaceable seat covers and replaceable and/or removable seat cushions are standard.
- Waterfall cleanout between the seat and back cushions.
- Models are standard with metal mesh seat deck. For behavioral health applications, the metal mesh seat deck can be covered with a solid moisture resistant surface, held in place with tamperproof fasteners. Contact your sales rep for a special quotation.
- All seat frames feature a wall saver design to prevent back contact with wall.
- Models ending in **CA** have upholstered panel arm inserts closing the arm. (Closed arm panels are designed to be replaceable.
- For healthcare textile options, visit the website at [globalfurnituregroup.com](http://globalfurnituregroup.com).
- Can be upholstered in standard Global textiles if healthcare compliance is not required.
- It is recommended that High Traffic (HT) models be specified in textiles that meet or exceed 100,000 double rubs for added abrasion performance.
- Shipped fully assembled.
- **High traffic (HT) models are listed first, followed by wood models.**


OPTIONAL FEATURES


- **High traffic (HT) models:** Wood armcaps are available. See far left column "Wood models" for finishes. Please specify. No upcharge.
- **High traffic (HT) and wood models:** Urethane armcaps are available. Please specify. *Refer to individual models for availability and pricing.*
- For moisture barrier (seat only), add **\$204** list upcharge per seat. For bariatric models: GC3640, GC3640CA, GC3640W, and GC3640WCA - Add **\$209** list upcharge per seat.
- To add sealed seams to your product contact Customer Care. Upcharges vary.
- For Primacare tables, see page 52.


SUGGESTED APPLICATIONS

- Bariatric seating
- Guest seating
- Lobbies
- Lounge/Waiting
- Patient rooms
- Resident rooms

| DESCRIPTION   | MODEL# / FEATURES      | STANDARD TEXTILE GRADES   |               |               |                 |               |               |                 |               |               |               |               |               |
|---|------------------------|---|---------------|---------------|-----------------|---------------|---------------|-----------------|---------------|---------------|---------------|---------------|---------------|
|   |                        | COM   | 2             | 3             | 4               | 5             | 6             | 7               | 8             | 9             | 10            | 11            | 12            |
|   | <b>GC3640</b><br>Metal | <b>\$3519</b>   | <b>\$3637</b> | <b>\$3732</b> | <b>\$3876</b>   | <b>\$4083</b> | <b>\$4158</b> | <b>\$4334</b>   | <b>\$4663</b> | <b>\$4832</b> | <b>\$5142</b> | <b>\$5573</b> | <b>\$6101</b> |
|   |                        | OVERALL DIMENSIONS  |               |               | SEAT DIMENSIONS |               |               | BACK DIMENSIONS |               |               |               |               |               |
|   |                        | W   | D             | H             | W               | D             | H             | W               | H             |               |               |               |               |
|   |                        | 40  | 32            | 33            | 36              | 20            | 17.25         | 36              | 16            |               |               |               |               |
| <b>Bariatric Lounge Chair, Open Arms (HT)</b><br>COM Yardage: 3.25<br>Freight Class: 250<br>Product Weight (lbs.): 109<br>Cubic Feet Per Carton: 49.5 |                        | Active weight 500 lbs.<br>Urethane armcap option - <b>Add \$130 list upcharge</b> |               |               |                 |               |               |                 |               |               |               |               |               |

|   |                          |   |               |               |                 |               |               |                 |               |               |               |               |               |
|---|--------------------------|---|---------------|---------------|-----------------|---------------|---------------|-----------------|---------------|---------------|---------------|---------------|---------------|
|    |                          | COM   | 2             | 3             | 4               | 5             | 6             | 7               | 8             | 9             | 10            | 11            | 12            |
|   | <b>GC3640CA</b><br>Metal | <b>\$3788</b>   | <b>\$3993</b> | <b>\$4168</b> | <b>\$4419</b>   | <b>\$4776</b> | <b>\$4912</b> | <b>\$5224</b>   | <b>\$5813</b> | <b>\$6110</b> | <b>\$6656</b> | <b>\$7419</b> | <b>\$8356</b> |
|   |                          | OVERALL DIMENSIONS  |               |               | SEAT DIMENSIONS |               |               | BACK DIMENSIONS |               |               |               |               |               |
|   |                          | W   | D             | H             | W               | D             | H             | W               | H             |               |               |               |               |
|   |                          | 40  | 32            | 33            | 36              | 20            | 17.25         | 36              | 16            |               |               |               |               |
| <b>Bariatric Lounge Chair, Closed Arms (HT)</b><br>COM Yardage: 5.75<br>Freight Class: 250<br>Product Weight (lbs.): 119<br>Cubic Feet Per Carton: 49.5 |                          | Active weight 500 lbs.<br>Urethane armcap option - <b>Add \$130 list upcharge</b> |               |               |                 |               |               |                 |               |               |               |               |               |
| <b>• For users up to 500 lbs.</b>   |                          |   |               |               |                 |               |               |                 |               |               |               |               |               |

|   |                        |   |               |               |                 |               |               |                 |               |               |               |               |               |
|---|------------------------|---|---------------|---------------|-----------------|---------------|---------------|-----------------|---------------|---------------|---------------|---------------|---------------|
|    |                        | COM   | 2             | 3             | 4               | 5             | 6             | 7               | 8             | 9             | 10            | 11            | 12            |
|   | <b>GC3641</b><br>Metal | <b>\$2829</b>   | <b>\$2918</b> | <b>\$2996</b> | <b>\$3105</b>   | <b>\$3258</b> | <b>\$3317</b> | <b>\$3453</b>   | <b>\$3710</b> | <b>\$3840</b> | <b>\$4077</b> | <b>\$4408</b> | <b>\$4819</b> |
|   |                        | OVERALL DIMENSIONS  |               |               | SEAT DIMENSIONS |               |               | BACK DIMENSIONS |               |               |               |               |               |
|   |                        | W   | D             | H             | W               | D             | H             | W               | H             |               |               |               |               |
|   |                        | 29  | 32            | 33            | 23              | 20            | 17.25         | 22.5            | 16            |               |               |               |               |
| <b>Lounge Chair, Open Arms (HT)</b><br>COM Yardage: 2.5<br>Freight Class: 250<br>Product Weight (lbs.): 78<br>Cubic Feet Per Carton: 29.5 |                        | Active weight 500 lbs.<br>Urethane armcap option - <b>Add \$130 list upcharge</b> |               |               |                 |               |               |                 |               |               |               |               |               |




Lounge Chair, Closed Arms (HT)

COM Yardage: 3.75  
Freight Class: 250  
Product Weight (lbs.): 91  
Cubic Feet Per Carton: 29.5

| DESCRIPTION | MODEL#          | STANDARD FABRIC GRADES |               |               |                 |               |               |                 |               |               |               |               |               |
|-------------|-----------------|------------------------|---------------|---------------|-----------------|---------------|---------------|-----------------|---------------|---------------|---------------|---------------|---------------|
|             |                 | COM                    | 2             | 3             | 4               | 5             | 6             | 7               | 8             | 9             | 10            | 11            | 12            |
|             | <b>GC3641CA</b> | <b>\$3142</b>          | <b>\$3273</b> | <b>\$3386</b> | <b>\$3551</b>   | <b>\$3784</b> | <b>\$3872</b> | <b>\$4077</b>   | <b>\$4464</b> | <b>\$4654</b> | <b>\$5011</b> | <b>\$5506</b> | <b>\$6121</b> |
|             | Metal           |                        |               |               |                 |               |               |                 |               |               |               |               |               |
|             |                 | OVERALL DIMENSIONS     |               |               | SEAT DIMENSIONS |               |               | BACK DIMENSIONS |               |               |               |               |               |
|             |                 | W                      | D             | H             | W               | D             | H             | W               | H             |               |               |               |               |
|             |                 | 29                     | 32            | 33            | 23              | 20            | 17.25         | 22.5            | 16            |               |               |               |               |

Active weight 500 lbs.  
Urethane armcap option - **Add \$130 list upcharge**




Lounge Chair, Closed Arms, Laminate Panels (HT)

COM Yardage: 2.5  
Freight Class: 250  
Product Weight (lbs.): 91  
Cubic Feet Per Carton: 29.5

| DESCRIPTION | MODEL#           | STANDARD FABRIC GRADES |               |               |                 |               |               |                 |               |               |               |               |               |
|-------------|------------------|------------------------|---------------|---------------|-----------------|---------------|---------------|-----------------|---------------|---------------|---------------|---------------|---------------|
|             |                  | COM                    | 2             | 3             | 4               | 5             | 6             | 7               | 8             | 9             | 10            | 11            | 12            |
|             | <b>GC3641CAL</b> | <b>\$3520</b>          | <b>\$3598</b> | <b>\$3667</b> | <b>\$3765</b>   | <b>\$3904</b> | <b>\$3971</b> | <b>\$4096</b>   | <b>\$4299</b> | <b>\$4453</b> | <b>\$4626</b> | <b>\$4983</b> | <b>\$5361</b> |
|             | Metal            |                        |               |               |                 |               |               |                 |               |               |               |               |               |
|             |                  | OVERALL DIMENSIONS     |               |               | SEAT DIMENSIONS |               |               | BACK DIMENSIONS |               |               |               |               |               |
|             |                  | W                      | D             | H             | W               | D             | H             | W               | H             |               |               |               |               |
|             |                  | 29                     | 32            | 33            | 23              | 20            | 17.25         | 22.5            | 16            |               |               |               |               |

Active weight 500 lbs.  
Urethane armcap option - **Add \$130 list upcharge**




Two Seat Sofa, Open Arms (HT)

COM Yardage: 4  
Freight Class: 250  
Product Weight (lbs.): 122  
Cubic Feet Per Carton: 49.5

| DESCRIPTION | MODEL#        | STANDARD FABRIC GRADES |               |               |                 |               |               |                 |               |               |               |               |               |
|-------------|---------------|------------------------|---------------|---------------|-----------------|---------------|---------------|-----------------|---------------|---------------|---------------|---------------|---------------|
|             |               | COM                    | 2             | 3             | 4               | 5             | 6             | 7               | 8             | 9             | 10            | 11            | 12            |
|             | <b>GC3642</b> | <b>\$4077</b>          | <b>\$4220</b> | <b>\$4341</b> | <b>\$4518</b>   | <b>\$4765</b> | <b>\$4861</b> | <b>\$5078</b>   | <b>\$5488</b> | <b>\$5695</b> | <b>\$6072</b> | <b>\$6604</b> | <b>\$7258</b> |
|             | Metal         |                        |               |               |                 |               |               |                 |               |               |               |               |               |
|             |               | OVERALL DIMENSIONS     |               |               | SEAT DIMENSIONS |               |               | BACK DIMENSIONS |               |               |               |               |               |
|             |               | W                      | D             | H             | W               | D             | H             | W               | H             |               |               |               |               |
|             |               | 52                     | 32            | 33            | 48              | 20            | 17.25         | 48              | 16            |               |               |               |               |

Active weight 500 lbs./seat  
Urethane armcap option - **Add \$130 list upcharge**




Two Seat Sofa, Closed Arms (HT)

COM Yardage: 5.5  
Freight Class: 250  
Product Weight (lbs.): 132  
Cubic Feet Per Carton: 49.5

| DESCRIPTION | MODEL#          | STANDARD FABRIC GRADES |               |               |                 |               |               |                 |               |               |               |               |               |
|-------------|-----------------|------------------------|---------------|---------------|-----------------|---------------|---------------|-----------------|---------------|---------------|---------------|---------------|---------------|
|             |                 | COM                    | 2             | 3             | 4               | 5             | 6             | 7               | 8             | 9             | 10            | 11            | 12            |
|             | <b>GC3642CA</b> | <b>\$4378</b>          | <b>\$4577</b> | <b>\$4742</b> | <b>\$4985</b>   | <b>\$5328</b> | <b>\$5455</b> | <b>\$5757</b>   | <b>\$6318</b> | <b>\$6602</b> | <b>\$7124</b> | <b>\$7851</b> | <b>\$8750</b> |
|             | Metal           |                        |               |               |                 |               |               |                 |               |               |               |               |               |
|             |                 | OVERALL DIMENSIONS     |               |               | SEAT DIMENSIONS |               |               | BACK DIMENSIONS |               |               |               |               |               |
|             |                 | W                      | D             | H             | W               | D             | H             | W               | H             |               |               |               |               |
|             |                 | 52                     | 32            | 33            | 48              | 20            | 17.25         | 48              | 16            |               |               |               |               |

Active weight 500 lbs./seat  
Urethane armcap option - **Add \$130 list upcharge**

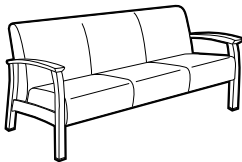






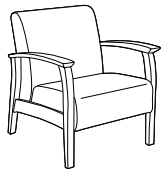
Two Seat Sofa, Closed Arms, Laminate Panels (HT)

COM Yardage: 4  
Freight Class: 250  
Product Weight (lbs.): 132  
Cubic Feet Per Carton: 49.5

| DESCRIPTION | MODEL#           | STANDARD FABRIC GRADES |               |               |                 |               |               |                 |               |               |               |               |               |
|-------------|------------------|------------------------|---------------|---------------|-----------------|---------------|---------------|-----------------|---------------|---------------|---------------|---------------|---------------|
|             |                  | COM                    | 2             | 3             | 4               | 5             | 6             | 7               | 8             | 9             | 10            | 11            | 12            |
|             | <b>GC3642CAL</b> | <b>\$4763</b>          | <b>\$4891</b> | <b>\$5000</b> | <b>\$5158</b>   | <b>\$5380</b> | <b>\$5484</b> | <b>\$5687</b>   | <b>\$6010</b> | <b>\$6257</b> | <b>\$6535</b> | <b>\$7104</b> | <b>\$7709</b> |
|             | Metal            |                        |               |               |                 |               |               |                 |               |               |               |               |               |
|             |                  | OVERALL DIMENSIONS     |               |               | SEAT DIMENSIONS |               |               | BACK DIMENSIONS |               |               |               |               |               |
|             |                  | W                      | D             | H             | W               | D             | H             | W               | H             |               |               |               |               |
|             |                  | 52                     | 32            | 33            | 48              | 20            | 17.25         | 48              | 16            |               |               |               |               |

Active weight 500 lbs./seat  
Urethane armcap option - **Add \$130 list upcharge**


| DESCRIPTION   | MODEL#                    | STANDARD FABRIC GRADES   |               |               |                 |               |               |                 |               |               |               |                |                |
|---|---------------------------|--|---------------|---------------|-----------------|---------------|---------------|-----------------|---------------|---------------|---------------|----------------|----------------|
|   |                           | COM  | 2             | 3             | 4               | 5             | 6             | 7               | 8             | 9             | 10            | 11             | 12             |
|    | <b>GC3643</b><br>Metal    | <b>\$5775</b>  | <b>\$5999</b> | <b>\$6186</b> | <b>\$6458</b>   | <b>\$6849</b> | <b>\$6994</b> | <b>\$7335</b>   | <b>\$7977</b> | <b>\$8297</b> | <b>\$8890</b> | <b>\$9719</b>  | <b>\$10740</b> |
|   |                           | OVERALL DIMENSIONS   |               |               | SEAT DIMENSIONS |               |               | BACK DIMENSIONS |               |               |               |                |                |
|   |                           | W  | D             | H             | W               | D             | H             | W               | H             |               |               |                |                |
|   |                           | 75   | 32            | 33            | 71              | 20            | 17.25         | 71              | 16            |               |               |                |                |
|   |                           |  |               |               |                 |               |               |                 |               |               |               |                |                |
| <b>Three Seat Sofa, Open Arms (HT)</b><br>COM Yardage: 6.25<br>Freight Class: 250<br>Product Weight (lbs.): 173<br>Cubic Feet Per Carton: 69.5                    |                           | Active weight 500 lbs./seat<br>Urethane armcap option - <b>Add \$130 list upcharge</b> |               |               |                 |               |               |                 |               |               |               |                |                |
|    | <b>GC3643CA</b><br>Metal  | <b>\$6086</b>  | <b>\$6355</b> | <b>\$6580</b> | <b>\$6908</b>   | <b>\$7374</b> | <b>\$7550</b> | <b>\$7959</b>   | <b>\$8727</b> | <b>\$9112</b> | <b>\$9828</b> | <b>\$10818</b> | <b>\$12045</b> |
|   |                           | OVERALL DIMENSIONS   |               |               | SEAT DIMENSIONS |               |               | BACK DIMENSIONS |               |               |               |                |                |
|   |                           | W  | D             | H             | W               | D             | H             | W               | H             |               |               |                |                |
|   |                           | 75   | 32            | 33            | 71              | 20            | 17.25         | 71              | 16            |               |               |                |                |
|   |                           |  |               |               |                 |               |               |                 |               |               |               |                |                |
| <b>Three Seat Sofa, Closed Arms (HT)</b><br>COM Yardage: 7.5<br>Freight Class: 250<br>Product Weight (lbs.): 183<br>Cubic Feet Per Carton: 69.5                   |                           | Active weight 500 lbs./seat<br>Urethane armcap option - <b>Add \$130 list upcharge</b> |               |               |                 |               |               |                 |               |               |               |                |                |
|   | <b>GC3643CAL</b><br>Metal | <b>\$6452</b>  | <b>\$6655</b> | <b>\$6822</b> | <b>\$7068</b>   | <b>\$7417</b> | <b>\$7581</b> | <b>\$7898</b>   | <b>\$8400</b> | <b>\$8789</b> | <b>\$9221</b> | <b>\$10109</b> | <b>\$11058</b> |
|   |                           | OVERALL DIMENSIONS   |               |               | SEAT DIMENSIONS |               |               | BACK DIMENSIONS |               |               |               |                |                |
|   |                           | W  | D             | H             | W               | D             | H             | W               | H             |               |               |                |                |
|   |                           | 75   | 32            | 33            | 71              | 20            | 17.25         | 71              | 16            |               |               |                |                |
|   |                           |  |               |               |                 |               |               |                 |               |               |               |                |                |
| <b>Three Seat Sofa, Closed Arms, Laminate Panels (HT)</b><br>COM Yardage: 6.25<br>Freight Class: 250<br>Product Weight (lbs.): 183<br>Cubic Feet Per Carton: 69.5 |                           | Active weight 500 lbs./seat<br>Urethane armcap option - <b>Add \$130 list upcharge</b> |               |               |                 |               |               |                 |               |               |               |                |                |
|    | <b>GC3640W</b><br>Wood    | <b>\$2895</b>  | <b>\$3011</b> | <b>\$3110</b> | <b>\$3252</b>   | <b>\$3457</b> | <b>\$3532</b> | <b>\$3709</b>   | <b>\$4041</b> | <b>\$4206</b> | <b>\$4518</b> | <b>\$4946</b>  | <b>\$5477</b>  |
|   |                           | OVERALL DIMENSIONS   |               |               | SEAT DIMENSIONS |               |               | BACK DIMENSIONS |               |               |               |                |                |
|   |                           | W  | D             | H             | W               | D             | H             | W               | H             |               |               |                |                |
|   |                           | 40   | 32            | 33            | 36              | 20            | 17.25         | 36              | 16            |               |               |                |                |
|   |                           |  |               |               |                 |               |               |                 |               |               |               |                |                |
| <b>Bariatric Lounge Chair, Open Arms (Wood)</b><br>COM Yardage: 3.25<br>Freight Class: 300<br>Product Weight (lbs.): 97<br>Cubic Feet Per Carton: 49.5            |                           | Active weight 500 lbs.<br>Urethane armcap option - <b>Add \$130 list upcharge</b>      |               |               |                 |               |               |                 |               |               |               |                |                |
|    | <b>GC3640WCA</b><br>Wood  | <b>\$3099</b>  | <b>\$3307</b> | <b>\$3478</b> | <b>\$3731</b>   | <b>\$4089</b> | <b>\$4224</b> | <b>\$4538</b>   | <b>\$5126</b> | <b>\$5422</b> | <b>\$5969</b> | <b>\$6729</b>  | <b>\$7669</b>  |
|   |                           | OVERALL DIMENSIONS   |               |               | SEAT DIMENSIONS |               |               | BACK DIMENSIONS |               |               |               |                |                |
|   |                           | W  | D             | H             | W               | D             | H             | W               | H             |               |               |                |                |
|   |                           | 40   | 32            | 33            | 36              | 20            | 17.25         | 36              | 16            |               |               |                |                |
|   |                           |  |               |               |                 |               |               |                 |               |               |               |                |                |
| <b>Bariatric Lounge Chair, Closed Arms (Wood)</b><br>COM Yardage: 5.75<br>Freight Class: 250<br>Product Weight (lbs.): 107<br>Cubic Feet Per Carton: 49.5         |                           | Active weight 500 lbs.<br>Urethane armcap option - <b>Add \$130 list upcharge</b>      |               |               |                 |               |               |                 |               |               |               |                |                |



Lounge Chair, Open Arms (Wood)

COM Yardage: 2.5  
Freight Class: 250  
Product Weight (lbs.): 66  
Cubic Feet Per Carton: 29.5


Active weight 350 lbs.  
Urethane armcap option - **Add \$130 list upcharge**



Lounge Chair, Closed Arms (Wood)

COM Yardage: 3.75  
Freight Class: 250  
Product Weight (lbs.): 79  
Cubic Feet Per Carton: 29.5


Active weight 350 lbs.  
Urethane armcap option - **Add \$130 list upcharge**



Two Seat Sofa, Open Arms (Wood)

COM Yardage: 4  
Freight Class: 250  
Product Weight (lbs.): 110  
Cubic Feet Per Carton: 49.5


Active weight 350 lbs./seat  
Urethane armcap option - **Add \$130 list upcharge**



Two Seat Sofa, Closed Arms (Wood)

COM Yardage: 5.5  
Freight Class: 250  
Product Weight (lbs.): 120  
Cubic Feet Per Carton: 49.5

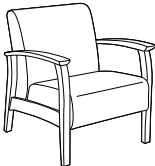

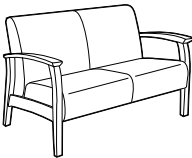


Active weight 350 lbs./seat  
Urethane armcap option - **Add \$130 list upcharge**




Three Seat Sofa, Open Arms (Wood)

COM Yardage: 6.25  
Freight Class: 250  
Product Weight (lbs.): 161  
Cubic Feet Per Carton: 69.5

Active weight 350 lbs./seat  
Urethane armcap option - **Add \$130 list upcharge**

| DESCRIPTION   | MODEL#                   | STANDARD FABRIC GRADES   |               |               |                 |               |               |                 |               |               |               |               |               |
|---|--------------------------|--|---------------|---------------|-----------------|---------------|---------------|-----------------|---------------|---------------|---------------|---------------|---------------|
|   |                          | COM  | 2             | 3             | 4               | 5             | 6             | 7               | 8             | 9             | 10            | 11            | 12            |
| <br><br><b>Lounge Chair, Open Arms (Wood)</b><br>COM Yardage: 2.5<br>Freight Class: 250<br>Product Weight (lbs.): 66<br>Cubic Feet Per Carton: 29.5        | <b>GC3641W</b><br>Wood   | <b>\$2324</b>  | <b>\$2413</b> | <b>\$2491</b> | <b>\$2602</b>   | <b>\$2755</b> | <b>\$2817</b> | <b>\$2952</b>   | <b>\$3208</b> | <b>\$3336</b> | <b>\$3574</b> | <b>\$3905</b> | <b>\$4314</b> |
|   |                          | OVERALL DIMENSIONS   |               |               | SEAT DIMENSIONS |               |               | BACK DIMENSIONS |               |               |               |               |               |
|   |                          | W  | D             | H             | W               | D             | H             | W               | H             |               |               |               |               |
|   |                          | 29   | 32            | 33            | 23              | 20            | 17.25         | 22.5            | 16            |               |               |               |               |
|   |                          | Active weight 350 lbs.<br>Urethane armcap option - <b>Add \$130 list upcharge</b>      |               |               |                 |               |               |                 |               |               |               |               |               |
| <br><br><b>Lounge Chair, Closed Arms (Wood)</b><br>COM Yardage: 3.75<br>Freight Class: 250<br>Product Weight (lbs.): 79<br>Cubic Feet Per Carton: 29.5     | <b>GC3641WCA</b><br>Wood | <b>\$2559</b>  | <b>\$2691</b> | <b>\$2805</b> | <b>\$2971</b>   | <b>\$3203</b> | <b>\$3293</b> | <b>\$3495</b>   | <b>\$3883</b> | <b>\$4075</b> | <b>\$4431</b> | <b>\$4924</b> | <b>\$5539</b> |
|   |                          | OVERALL DIMENSIONS   |               |               | SEAT DIMENSIONS |               |               | BACK DIMENSIONS |               |               |               |               |               |
|   |                          | W  | D             | H             | W               | D             | H             | W               | H             |               |               |               |               |
|   |                          | 29   | 32            | 33            | 23              | 20            | 17.25         | 22.5            | 16            |               |               |               |               |
|   |                          | Active weight 350 lbs.<br>Urethane armcap option - <b>Add \$130 list upcharge</b>      |               |               |                 |               |               |                 |               |               |               |               |               |
| <br><br><b>Two Seat Sofa, Open Arms (Wood)</b><br>COM Yardage: 4<br>Freight Class: 250<br>Product Weight (lbs.): 110<br>Cubic Feet Per Carton: 49.5       | <b>GC3642W</b><br>Wood   | <b>\$3353</b>  | <b>\$3496</b> | <b>\$3618</b> | <b>\$3794</b>   | <b>\$4041</b> | <b>\$4135</b> | <b>\$4354</b>   | <b>\$4764</b> | <b>\$4970</b> | <b>\$5351</b> | <b>\$5877</b> | <b>\$6532</b> |
|   |                          | OVERALL DIMENSIONS   |               |               | SEAT DIMENSIONS |               |               | BACK DIMENSIONS |               |               |               |               |               |
|   |                          | W  | D             | H             | W               | D             | H             | W               | H             |               |               |               |               |
|   |                          | 52   | 32            | 33            | 48              | 20            | 17.25         | 48              | 16            |               |               |               |               |
|   |                          | Active weight 350 lbs./seat<br>Urethane armcap option - <b>Add \$130 list upcharge</b> |               |               |                 |               |               |                 |               |               |               |               |               |
| <br><br><b>Two Seat Sofa, Closed Arms (Wood)</b><br>COM Yardage: 5.5<br>Freight Class: 250<br>Product Weight (lbs.): 120<br>Cubic Feet Per Carton: 49.5  | <b>GC3642WCA</b><br>Wood | <b>\$3596</b>  | <b>\$3791</b> | <b>\$3957</b> | <b>\$4199</b>   | <b>\$4538</b> | <b>\$4668</b> | <b>\$4968</b>   | <b>\$5532</b> | <b>\$5814</b> | <b>\$6337</b> | <b>\$7065</b> | <b>\$7963</b> |
|   |                          | OVERALL DIMENSIONS   |               |               | SEAT DIMENSIONS |               |               | BACK DIMENSIONS |               |               |               |               |               |
|   |                          | W  | D             | H             | W               | D             | H             | W               | H             |               |               |               |               |
|   |                          | 52   | 32            | 33            | 48              | 20            | 17.25         | 48              | 16            |               |               |               |               |
|   |                          | Active weight 350 lbs./seat<br>Urethane armcap option - <b>Add \$130 list upcharge</b> |               |               |                 |               |               |                 |               |               |               |               |               |
| <br><br><b>Three Seat Sofa, Open Arms (Wood)</b><br>COM Yardage: 6.25<br>Freight Class: 250<br>Product Weight (lbs.): 161<br>Cubic Feet Per Carton: 69.5 | <b>GC3643W</b><br>Wood   | <b>\$4745</b>  | <b>\$4967</b> | <b>\$5157</b> | <b>\$5433</b>   | <b>\$5819</b> | <b>\$5969</b> | <b>\$6306</b>   | <b>\$6946</b> | <b>\$7270</b> | <b>\$7861</b> | <b>\$8690</b> | <b>\$9710</b> |
|   |                          | OVERALL DIMENSIONS   |               |               | SEAT DIMENSIONS |               |               | BACK DIMENSIONS |               |               |               |               |               |
|   |                          | W  | D             | H             | W               | D             | H             | W               | H             |               |               |               |               |
|   |                          | 75   | 32            | 33            | 71              | 20            | 17.25         | 71              | 16            |               |               |               |               |
|   |                          | Active weight 350 lbs./seat<br>Urethane armcap option - <b>Add \$130 list upcharge</b> |               |               |                 |               |               |                 |               |               |               |               |               |

| DESCRIPTION   | MODEL#    | STANDARD FABRIC GRADES                                  |        |        |                 |        |        |                 |        |        |        |        |         |
|---|-----------|---|--------|--------|-----------------|--------|--------|-----------------|--------|--------|--------|--------|---------|
|   |           | COM   | 2      | 3      | 4               | 5      | 6      | 7               | 8      | 9      | 10     | 11     | 12      |
|  | GC3643WCA | \$4990  | \$5263 | \$5484 | \$5816          | \$6282 | \$6458 | \$6866          | \$7635 | \$8020 | \$8733 | \$9725 | \$10951 |
|   | Wood      |   |        |        |                 |        |        |                 |        |        |        |        |         |
|   |           | OVERALL DIMENSIONS                                      |        |        | SEAT DIMENSIONS |        |        | BACK DIMENSIONS |        |        |        |        |         |
|   |           | W   | D      | H      | W               | D      | H      | W               | H      |        |        |        |         |
|   |           | 75  | 32     | 33     | 71              | 20     | 17.25  | 71              | 16     |        |        |        |         |
| <b>Three Seat Sofa, Closed Arms (Wood)</b>  |           |   |        |        |                 |        |        |                 |        |        |        |        |         |
| COM Yardage: 7.5  |           | Active weight 350 lbs./seat                             |        |        |                 |        |        |                 |        |        |        |        |         |
| Freight Class: 250  |           | Urethane armcap option - <b>Add \$130 list upcharge</b> |        |        |                 |        |        |                 |        |        |        |        |         |
| Product Weight (lbs.): 171  |           |   |        |        |                 |        |        |                 |        |        |        |        |         |
| Cubic Feet Per Carton: 69.5   |           |   |        |        |                 |        |        |                 |        |        |        |        |         |



PRIMACARE FULLY UPHOLSTERED LOUNGE



model GC3676HB



model GC3677

STANDARD FEATURES

- Primacare is a family of products offering the most significant return on investment approach in the industry since every component can be repaired or replaced on site.
- Standard with fully upholstered arms and Black urethane legs.
- Solid hardwood frame with die cast zinc connectors and metal-to-metal fastening.
- Replaceable seat covers and replaceable and/or removable seat cushions are standard.
- Waterfall cleanout between the seat and back cushions.
- Models are standard with metal mesh seat deck. For behavioral health applications, the metal mesh seat deck can be covered with a solid moisture resistant surface, held in place with tamperproof fasteners. Contact your sales rep for a special quotation.
- All seat frames feature a wall saver design to prevent back contact with wall.
- For healthcare textile options, visit the website at [www.globalfurnituregroup.com](http://www.globalfurnituregroup.com).
- Can be upholstered in standard Global textiles if healthcare compliance is not required.
- Shipped fully assembled.

OPTIONAL FEATURES

- Optional urethane armcaps available in the following finishes: Black (**BLK**), Latte (**LAB**), Kalua (**KAL**), Mocha (**J52**), Shadow (**SHW**), and Toast (**TOA**). Add \$468.
- Optional wood legs and armcaps available in the following finishes: Absolute (AAM), Cherry (ACM), English Oak (EOM), Espresso Cafe (ECM), Fruitwood (TFM), Gray (HGM), Honey (AHM), Jet Onyx (JOM), Mahogany (TMM), Maple (AVM), Medium Walnut (MWM), Nautral Walnut (NLW), Night (ASM), Noce Biondo (NBM), Noce Grigio (NGM), Noce Leggero (NEM), Noce Medio (NMM), Sandy Beach (SBM), Walnut (TWM), White (WHM), WC Cream (WTM) and Winter Cherry (WCM). See features column for upcharges.
- When specified with armcaps: armcaps are securely fastened with metal-to-metal connectors which allow for field replacement if required.
- For moisture barrier on seat, please specify (**MB**). **Add \$204** list upcharge per seat.
- To add sealed seams to your product contact Customer Care. Upcharges vary.
- For Primacare tables, see page 52






SUGGESTED APPLICATIONS

- Guest seating
- Patient rooms
- Lobbies
- Resident rooms
- Lounge/Waiting

| DESCRIPTION   | MODEL# / FEATURES      | STANDARD TEXTILE GRADES  |        |        |                 |        |        |                 |        |        |        |        |        |
|---|------------------------|--|--------|--------|-----------------|--------|--------|-----------------|--------|--------|--------|--------|--------|
|   |                        | COM  | 2      | 3      | 4               | 5      | 6      | 7               | 8      | 9      | 10     | 11     | 12     |
|   | GC3676                 | \$2451   | \$2678 | \$2865 | \$3138          | \$3527 | \$3674 | \$4015          | \$4656 | \$4976 | \$5571 | \$6398 | \$7420 |
|   | Active weight 350 lbs. | OVERALL DIMENSIONS   |        |        | SEAT DIMENSIONS |        |        | BACK DIMENSIONS |        |        |        |        |        |
|   |                        | W  | D      | H      | W               | D      | H      | W               | H      |        |        |        |        |
|   |                        | 32.5   | 29     | 33     |                 | 23     | 20     | 17.25           | 23     | 16     |        |        |        |
| Lounge Chair, Fully Upholstered Arms, Urethane legs<br>COM Yardage: 6.25<br>Freight Class: 250<br>Product Weight (lbs.): 95<br>Cubic Feet Per Carton: 29.5    |                        | Optional wood legs - no charge.<br>Urethane or wood armcap option - <b>Add \$468 list upcharge</b> |        |        |                 |        |        |                 |        |        |        |        |        |
|   |                        | COM  | 2      | 3      | 4               | 5      | 6      | 7               | 8      | 9      | 10     | 11     | 12     |
|   | GC3676HB               | \$2515   | \$2779 | \$2999 | \$3319          | \$3772 | \$3946 | \$4343          | \$5093 | \$5467 | \$6166 | \$7132 | \$8327 |
|   | Active weight 350 lbs. | OVERALL DIMENSIONS   |        |        | SEAT DIMENSIONS |        |        | BACK DIMENSIONS |        |        |        |        |        |
|   |                        | W  | D      | H      | W               | D      | H      | W               | H      |        |        |        |        |
|   |                        | 32.5   | 29     | 36     |                 | 23     | 20     | 17.25           | 23     | 19     |        |        |        |
| HB Lounge Chair, Fully Upholstered Arms, Urethane legs<br>COM Yardage: 6.5<br>Freight Class: 250<br>Product Weight (lbs.): 114<br>Cubic Feet Per Carton: 29.5 |                        | Optional wood legs - no charge.<br>Urethane or wood armcap option - <b>Add \$468 list upcharge</b> |        |        |                 |        |        |                 |        |        |        |        |        |
|   |                        | COM  | 2      | 3      | 4               | 5      | 6      | 7               | 8      | 9      | 10     | 11     | 12     |
|   | GC3677                 | \$3594   | \$3863 | \$4088 | \$4415          | \$4882 | \$5060 | \$5466          | \$6234 | \$6621 | \$7333 | \$8326 | \$9552 |
|   | Active weight 350 lbs. | OVERALL DIMENSIONS   |        |        | SEAT DIMENSIONS |        |        | BACK DIMENSIONS |        |        |        |        |        |
|   |                        | W  | D      | H      | W               | D      | H      | W               | H      |        |        |        |        |
|   |                        | 55.5   | 29     | 33     |                 | 45.5   | 20     | 17.25           | 45.5   | 16     |        |        |        |
| Two Seat Sofa, Fully Upholstered Arms, Urethane legs<br>COM Yardage: 7.5<br>Freight Class: 250<br>Product Weight (lbs.): 135<br>Cubic Feet Per Carton: 56.25  |                        | Optional wood legs - no charge.<br>Urethane or wood armcap option - <b>Add \$468 list upcharge</b> |        |        |                 |        |        |                 |        |        |        |        |        |

SEATING

PRIMACARE™ FULLY UPHOLSTERED LOUNGE

| DESCRIPTION  |                 | MODEL#   | STANDARD FABRIC GRADES |        |                 |        |        |                 |        |        |         |         |         |  |
|--|-----------------|--|------------------------|--------|-----------------|--------|--------|-----------------|--------|--------|---------|---------|---------|--|
|   | <b>GC3677HB</b> | COM  | 2                      | 3      | 4               | 5      | 6      | 7               | 8      | 9      | 10      | 11      | 12      |  |
|  |                 | \$3747   | \$4064                 | \$4323 | \$4708          | \$5248 | \$5453 | \$5928          | \$6822 | \$7267 | \$8100  | \$9251  | \$10677 |  |
|  |                 | Active weight 350 lbs.   |                        |        |                 |        |        |                 |        |        |         |         |         |  |
|  |                 | OVERALL DIMENSIONS   |                        |        | SEAT DIMENSIONS |        |        | BACK DIMENSIONS |        |        |         |         |         |  |
|  |                 | W  | D                      | H      | W               | D      | H      | W               | H      |        |         |         |         |  |
| <b>HB Two Seat Sofa, Fully Upholstered Arms, Urethane legs</b><br>COM Yardage: 7.75<br>Freight Class: 250<br>Product Weight (lbs.): 142<br>Cubic Feet Per Carton: 56.25          |                 | 55.5   | 29                     | 36     | 45.5            | 20     | 17.25  | 45.5            | 19     |        |         |         |         |  |
|  |                 | Optional wood legs - no charge.<br>Urethane or wood armcap option - <b>Add \$468 list upcharge</b> |                        |        |                 |        |        |                 |        |        |         |         |         |  |
|   | <b>GC3678</b>   | COM  | 2                      | 3      | 4               | 5      | 6      | 7               | 8      | 9      | 10      | 11      | 12      |  |
|  |                 | \$4977   | \$5303                 | \$5571 | \$5967          | \$6525 | \$6738 | \$7229          | \$8149 | \$8611 | \$9469  | \$10657 | \$12128 |  |
|  |                 | Active weight 350 lbs.   |                        |        |                 |        |        |                 |        |        |         |         |         |  |
|  |                 | OVERALL DIMENSIONS   |                        |        | SEAT DIMENSIONS |        |        | BACK DIMENSIONS |        |        |         |         |         |  |
|  |                 | W  | D                      | H      | W               | D      | H      | W               | H      |        |         |         |         |  |
| <b>Three Seat Sofa, Fully Upholstered Arms, Urethane legs</b><br>COM Yardage: 9<br>Freight Class: 250<br>Product Weight (lbs.): 181<br>Cubic Feet Per Carton: 69.5               |                 | 78.5   | 29                     | 33     | 68.5            | 20     | 17.25  | 68.5            | 16     |        |         |         |         |  |
|  |                 | Optional wood legs - no charge.<br>Urethane or wood armcap option - <b>Add \$468 list upcharge</b> |                        |        |                 |        |        |                 |        |        |         |         |         |  |
|    | <b>GC3678HB</b> | COM  | 2                      | 3      | 4               | 5      | 6      | 7               | 8      | 9      | 10      | 11      | 12      |  |
|  |                 | \$5228   | \$5605                 | \$5915 | \$6370          | \$7019 | \$7264 | \$7829          | \$8895 | \$9430 | \$10422 | \$11796 | \$13496 |  |
|  |                 | Active weight 350 lbs.   |                        |        |                 |        |        |                 |        |        |         |         |         |  |
|  |                 | OVERALL DIMENSIONS   |                        |        | SEAT DIMENSIONS |        |        | BACK DIMENSIONS |        |        |         |         |         |  |
|  |                 | W  | D                      | H      | W               | D      | H      | W               | H      |        |         |         |         |  |
| <b>HB Three Seat Sofa, Fully Upholstered Arms, Urethane legs</b><br>COM Yardage: 9.25<br>Freight Class: 250<br>Product Weight (lbs.): 188<br>Cubic Feet Per Carton: 69.5         |                 | 78.5   | 29                     | 36     | 68.5            | 20     | 17.25  | 68.5            | 19     |        |         |         |         |  |
|  |                 | Optional wood legs - no charge.<br>Urethane or wood armcap option - <b>Add \$468 list upcharge</b> |                        |        |                 |        |        |                 |        |        |         |         |         |  |
|   | <b>GC3679</b>   | COM  | 2                      | 3      | 4               | 5      | 6      | 7               | 8      | 9      | 10      | 11      | 12      |  |
|  |                 | \$3379   | \$3614                 | \$3809 | \$4095          | \$4496 | \$4652 | \$5007          | \$5671 | \$6004 | \$6623  | \$7484  | \$8542  |  |
|  |                 | Active weight 500 lbs.   |                        |        |                 |        |        |                 |        |        |         |         |         |  |
|  |                 | OVERALL DIMENSIONS   |                        |        | SEAT DIMENSIONS |        |        | BACK DIMENSIONS |        |        |         |         |         |  |
|  |                 | W  | D                      | H      | W               | D      | H      | W               | H      |        |         |         |         |  |
| <b>Bariatric Lounge Chair, Fully Upholstered Arms, Urethane legs</b><br>COM Yardage: 6.5<br>Freight Class: 250<br>Product Weight (lbs.): 107<br>Cubic Feet Per Carton: 37.75     |                 | 42   | 29                     | 33     | 32              | 20     | 17.25  | 32              | 16     |        |         |         |         |  |
|  |                 | Optional wood legs - no charge.<br>Urethane or wood armcap option - <b>Add \$468 list upcharge</b> |                        |        |                 |        |        |                 |        |        |         |         |         |  |
|   | <b>GC3679HB</b> | COM  | 2                      | 3      | 4               | 5      | 6      | 7               | 8      | 9      | 10      | 11      | 12      |  |
|  |                 | \$3491   | \$3766                 | \$3992 | \$4326          | \$4798 | \$4979 | \$5389          | \$6169 | \$6557 | \$7281  | \$8286  | \$9524  |  |
|  |                 | Active weight 500 lbs.   |                        |        |                 |        |        |                 |        |        |         |         |         |  |
|  |                 | OVERALL DIMENSIONS   |                        |        | SEAT DIMENSIONS |        |        | BACK DIMENSIONS |        |        |         |         |         |  |
|  |                 | W  | D                      | H      | W               | D      | H      | W               | H      |        |         |         |         |  |
| <b>HB Bariatric Lounge Chair, Fully Upholstered Arms, Urethane legs</b><br>COM Yardage: 6.75<br>Freight Class: 250<br>Product Weight (lbs.): 121<br>Cubic Feet Per Carton: 37.75 |                 | 42   | 29                     | 36     | 32              | 20     | 17.25  | 32              | 19     |        |         |         |         |  |
|  |                 | Optional wood legs - no charge.<br>Urethane or wood armcap option - <b>Add \$468 list upcharge</b> |                        |        |                 |        |        |                 |        |        |         |         |         |  |

PRIMACARE WINGBACK



model GC3694HB



model GC3692HB

STANDARD FEATURES

- Primacare is a family of products offering the most significant return on investment approach in the industry since every component can be repaired or replaced on site.
- Legs and armcaps are available in urethane (6 colors) or wood, with upcharge.
- Legs are standard with white nylon glides (1"OD, 0.5" thick)
- Easy grip forward extending armcaps are securely fastened with metal-to-metal connectors which allow for field replacement if required.
- For added comfort, seat and back are standard with high density foam.
- Replaceable seat covers and replaceable and/or removable seat cushions are standard.
- Seat cushion has a seamless waterfall front and clean out between and around the seat and back cushions.
- Models are standard with metal mesh seat deck. For mental health applications, the metal mesh seat deck can be covered with a solid moisture resistant surface, held in place with tamperproof fasteners. Contact your sales rep for a special quotation.
- For healthcare textile options, visit the website at globalfurnituregroup.com
- Can be upholstered in standard Global textiles if healthcare compliance is not required.

OPTIONAL FEATURES

- Optional urethane legs and armcaps available in the following finishes: Black (**BLK**), Latte (**LAB**), Kalua (**KAL**), Mocha (**J52**), Shadow (**SHW**) and Toast (**TOA**). No upcharge.
- For optional wood legs and armcaps, refer to the Seating wood finishes in the Textiles + Finishes section.  
For wood armcaps: Add \$143  
For wood legs: Add \$169
- For moisture barrier on seat, please specify (**MB**).  
For single seat model, add \$161.  
For two seat model, add \$320.  
For bariatric model, add \$214.  
For standard ottoman, add \$137.  
For bariatric ottoman, add \$209.
- To add sealed seams to your product, contact Customer Care. Upcharges vary.
- For Primacare tables, see page 52

SUGGESTED APPLICATIONS

- Bariatric seating
- Lobbies
- Lounge/Waiting
- Guest seating
- Patient rooms
- Resident rooms

DESCRIPTION

MODEL# / FEATURES

STANDARD TEXTILE GRADES



GC3691HB

Active weight 350 lbs.

**Single Seat Wingback Armchair**  
COM Yardage: 6.25  
Freight Class: 250  
Product weight (lbs.): 94  
Cubic Feet Per Carton: 29

| COM                | 2      | 3      | 4               | 5      | 6      | 7               | 8      | 9      | 10     | 11     | 12     |
|--------------------|--------|--------|-----------------|--------|--------|-----------------|--------|--------|--------|--------|--------|
| \$3439             | \$3650 | \$3816 | \$4060          | \$4403 | \$4547 | \$4845          | \$5312 | \$5662 | \$6045 | \$6842 | \$7681 |
| OVERALL DIMENSIONS |        |        | SEAT DIMENSIONS |        |        | BACK DIMENSIONS |        |        |        |        |        |
| W                  | D      | H      | W               | D      | H      | W               | H      |        |        |        |        |
| 30.5               | 28.5   | 45.5   | 22.5            | 18     | 19     | 19              | 26     |        |        |        |        |



GC3692HB

Active weight 350 lbs/seat.

**Two Seat Wingback Armchair**  
COM Yardage: 9.5  
Freight Class: 250  
Product weight (lbs.): 163  
Cubic Feet Per Carton: 52.5

| COM                | 2      | 3      | 4               | 5      | 6      | 7               | 8      | 9      | 10     | 11     | 12      |
|--------------------|--------|--------|-----------------|--------|--------|-----------------|--------|--------|--------|--------|---------|
| \$4743             | \$5063 | \$5315 | \$5685          | \$6206 | \$6427 | \$6878          | \$7589 | \$8121 | \$8702 | \$9914 | \$11188 |
| OVERALL DIMENSIONS |        |        | SEAT DIMENSIONS |        |        | BACK DIMENSIONS |        |        |        |        |         |
| W                  | D      | H      | W               | D      | H      | W               | H      |        |        |        |         |
| 57.5               | 28.5   | 45.5   | 50              | 18     | 19     | 45              | 26     |        |        |        |         |





GC3694HB

Active weight 600 lbs.

**Bariatric Single Seat Wingback Armchair**  
COM Yardage: 8.25  
Freight Class: 250  
Product weight (lbs.): 130  
Cubic Feet Per Carton: 35.5

| COM                | 2      | 3      | 4               | 5      | 6      | 7               | 8      | 9      | 10     | 11     | 12     |
|--------------------|--------|--------|-----------------|--------|--------|-----------------|--------|--------|--------|--------|--------|
| \$3896             | \$4174 | \$4393 | \$4715          | \$5167 | \$5358 | \$5751          | \$6368 | \$6830 | \$7335 | \$8387 | \$9494 |
| OVERALL DIMENSIONS |        |        | SEAT DIMENSIONS |        |        | BACK DIMENSIONS |        |        |        |        |        |
| W                  | D      | H      | W               | D      | H      | W               | H      |        |        |        |        |
| 38                 | 28.5   | 45.5   | 31              | 18     | 19     | 26.5            | 26     |        |        |        |        |

| DESCRIPTION   | MODEL#                 | STANDARD FABRIC GRADES |        |        |                 |        |        |                 |        |        |        |        |        |
|---|------------------------|------------------------|--------|--------|-----------------|--------|--------|-----------------|--------|--------|--------|--------|--------|
| <br><br><b>Standard Size Ottoman</b><br>COM Yardage: 1.25<br>Freight Class: 250<br>Product weight (lbs.): 17<br>Cubic Feet Per Carton: 4.7 |                        | COM                    | 2      | 3      | 4               | 5      | 6      | 7               | 8      | 9      | 10     | 11     | 12     |
|   | GC3695                 | \$927                  | \$968  | \$1009 | \$1063          | \$1143 | \$1178 | \$1248          | \$1360 | \$1446 | \$1542 | \$1740 | \$1950 |
|   | Active weight 350 lbs. | OVERALL DIMENSIONS     |        |        | SEAT DIMENSIONS |        |        | BACK DIMENSIONS |        |        |        |        |        |
|   |                        | W                      | D      | H      | W               | D      | H      | W               | H      |        |        |        |        |
|   |                        | 23                     | 18     | 15.75  | -               | -      | -      | -               | -      |        |        |        |        |
| <br><br><b>Bariatric Ottoman</b><br>COM Yardage: 1.75<br>Freight Class: 250<br>Product Weight (lbs.): 20<br>Cubic Feet Per Carton: 9       |                        | COM                    | 2      | 3      | 4               | 5      | 6      | 7               | 8      | 9      | 10     | 11     | 12     |
|   | GC3696                 | \$1170                 | \$1231 | \$1286 | \$1363          | \$1470 | \$1523 | \$1620          | \$1776 | \$1898 | \$2032 | \$2308 | \$2601 |
|   | Active weight 500 lbs. | OVERALL DIMENSIONS     |        |        | SEAT DIMENSIONS |        |        | BACK DIMENSIONS |        |        |        |        |        |
|   |                        | W                      | D      | H      | W               | D      | H      | W               | H      |        |        |        |        |
|   |                        | 31.25                  | 18     | 15.75  | -               | -      | -      | -               | -      |        |        |        |        |

## PRIMACARE RECLINERS



model GC3605 (shown with optional headrest GC3607)



model GC3606

## STANDARD FEATURES

- Designed for space conscious environments (fully reclines with only 9" of wall clearance).
- Built to withstand the rigors of high use environments (seat and back feature heavy-gauge no-sag springs and a painted steel seat frame).
- Removable covers on the seat and back allow for easy cleaning, maintenance or replacement.
- The back is ergonomically designed to follow the natural spinal curve and includes integrated lumbar support.
- The back cushion has a matching removable cloth cover over the upper back cushion held in place with Velcro for easy adjustment or removal for cleaning and replacement. An add-on, contoured adjustable headrest is available, sold separately. Specify GC3607.
- For added comfort, seats are standard with high density Ultracell foam
- Waterfall seamless front upholstered design with removable seat cushion for easy cleaning and protection against bacteria.
- Primacare recliners are offered with easy grip forward extending armcaps, securely fastened with metal-to-metal connectors, allowing for field replacement if required. Armcaps are offered in wood (on both GC3605 and GC3606 models) and urethane (on GC3605 model only).
- Recline release handles are located below both armrests for easy access and activation.
- Recliner mechanism frame rests on rubber glides, supporting the chair. Legs and casters are not available.
- Sealed seat seams are available on approved coated textiles (vinyl, etc.), see upcharges. Note: minor puckering is common with the addition of sealed seams due to material buildup at corners.
- For a moisture barrier on seat, specify **(MB)**. Moisture barrier is not recommended with water resistant textiles and may not be used in conjunction with sealed seams.
- Active weight capacity is 350 lbs.
- For healthcare textile options, visit the website at [globalfurnituregroup.com](http://globalfurnituregroup.com).
- Primacare is covered under Global Healthcare 12 year, 24/7 warranty when upholstered with minimum 100,000 DR textile, maintained using the textile's recommended chemicals and procedures.
- Can be upholstered in standard Global textiles if healthcare compliance is not required.
- Shipped easy to assemble.

Add option codes in the following order:

- **Model number**  
Specify model number.
- **Textile**  
Specify textile code.
- **Armcap finish**  
**Wood** (no upcharge):
 

|                            |                            |
|----------------------------|----------------------------|
| <b>(AAM)</b> Absolute      | <b>(ASM)</b> Night         |
| <b>(ACM)</b> Cherry        | <b>(NBM)</b> Noce Biondo   |
| <b>(EOM)</b> English Oak   | <b>(NGM)</b> Noce Grigio   |
| <b>(ECM)</b> Espresso Cafe | <b>(NEM)</b> Noce Leggero  |
| <b>(TFM)</b> Fruitwood     | <b>(NMM)</b> Noce Medio    |
| <b>(HGM)</b> Grey          | <b>(SBM)</b> Sandy Beach   |
| <b>(AHM)</b> Honey         | <b>(SKM)</b> Shaker Cherry |
| <b>(JOM)</b> Jet Onyx      | <b>(TWM)</b> Walnut        |
| <b>(TMM)</b> Mahogany      | <b>(WTM)</b> WC Cream      |
| <b>(AVM)</b> Maple         | <b>(WHM)</b> White         |
| <b>(MWM)</b> Medium Walnut | <b>(WCM)</b> Winter Cherry |
- **Urethane armcap finishes:** Available on GC3605 only, add \$274.
 


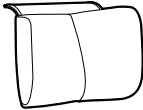
|                    |                     |
|--------------------|---------------------|
| <b>(BLK)</b> Black | <b>(J52)</b> Mocha  |
| <b>(KAL)</b> Kalua | <b>(SHW)</b> Shadow |
| <b>(LAB)</b> Latte | <b>(TOA)</b> Toast  |
- **Seat Moisture Barrier** (not available with sealed seams)  
**(NB)** No moisture barrier. No upcharge.  
**(MB)** Moisture Barrier. Add \$204.
- **Sealed Seams** (not available with moisture barrier)  
**(STD)** No sealed seams.  
**(SEALS)** Sealed seat seams (not available with moisture barrier. Add \$320.
- For Primacare tables, see page 52

## SUGGESTED APPLICATIONS

- Guest seating
- Lobbies
- Lounge/Waiting
- Patient rooms
- Resident rooms
- Treatment/Exam rooms

## SEATING

## PRIMACARE™ RECLINERS

| DESCRIPTION   | MODEL# / FEATURES | STANDARD TEXTILE GRADES |        |        |        |        |        |        |        |        |        |        |        |
|---|-------------------|-------------------------|--------|--------|--------|--------|--------|--------|--------|--------|--------|--------|--------|
|    |                   | COM                     | 2      | 3      | 4      | 5      | 6      | 7      | 8      | 9      | 10     | 11     | 12     |
|   | GC3605            | \$3421                  | \$3643 | \$4014 | \$4301 | \$4702 | \$4858 | \$5208 | \$5877 | \$6211 | \$6827 | \$7685 | \$8751 |
|   |                   |                         |        |        |        |        |        |        |        |        |        |        |        |
| <b>Recliner, Solid Wood Armcaps, Full Span</b><br>COM Yardage: 6.5<br>Freight Class: 150<br>Product Weight (lbs.): 110<br>Cubic Feet Per Carton: 22.75  |                   |                         |        |        |        |        |        |        |        |        |        |        |        |
|   |                   |                         |        |        |        |        |        |        |        |        |        |        |        |
|   |                   |                         |        |        |        |        |        |        |        |        |        |        |        |
| <b>Recliner, Solid Wood Armcaps, Front Only</b><br>COM Yardage: 6.5<br>Freight Class: 150<br>Product Weight (lbs.): 110<br>Cubic Feet Per Carton: 22.75 |                   |                         |        |        |        |        |        |        |        |        |        |        |        |
|   |                   |                         |        |        |        |        |        |        |        |        |        |        |        |
|   |                   |                         |        |        |        |        |        |        |        |        |        |        |        |
|   |                   |                         |        |        |        |        |        |        |        |        |        |        |        |
|   |                   |                         |        |        |        |        |        |        |        |        |        |        |        |
|   |                   |                         |        |        |        |        |        |        |        |        |        |        |        |
| <b>Headrest for Primacare Recliners</b><br>COM Yardage: 1.25<br>Freight Class: 250<br>Product Weight (lbs.): 3<br>Cubic Feet Per Carton: 1              |                   |                         |        |        |        |        |        |        |        |        |        |        |        |
|   |                   |                         |        |        |        |        |        |        |        |        |        |        |        |
|   |                   |                         |        |        |        |        |        |        |        |        |        |        |        |

**PRIMACARE MOTION RECLINERS**

**STANDARD FEATURES**



model GC3608M (shown with optional casters)

- Primacare Motion Recliner offers 3 recline positions with optional reverse recline position, providing the perfect comfort for relaxation, recovery and quiet moments of rest in private or public areas. Offered with fixed arms, fold-down arms, individual locking casters and central locking casters.
- Primacare Motion Recliners include standard base, "M" suffix models and central locking caster, "C" suffix models.
- Models are available with fold-down arm(s) on left, right or both sides of chair. Fold-down arms include a black knob, located on the back of the arm. To activate, pull knob and gently fold arm down. To secure, fold arm back up. Note: handed models and options are defined from the user's view.
- All motion recliners include standard features such as removable seat and back covers, and a replaceable Ultracell foam seat cushion with a waterfall front edge.
- Ultracell back foam is designed to support and follow the natural curve of the spine with integrated lumbar support.
- The back cushion has a matching removable cloth cover over the upper back cushion held in place with Velcro for easy adjustment or removal for cleaning and replacement. An add-on, contoured adjustable headrest is available, sold separately. Specify GC3607.

**Two Textile Application**



- A cleanout gap is standard on both sides of the seat cushion.
- Seat and back deck construction are a heavy gauge no-sag spring design with a painted steel seat frame.
- Models are standard with Urethane, easy grip forward extending armcaps.
- Wood and solid surface armcaps are available, see upcharges.
- Armcaps are securely fastened with metal-to-metal connectors and are field replaceable.
- Models without central locking casters are standard with wood legs (**WOD**) and available with 3" manual locking casters (**CST**), see upcharge.
- Models may be specified with contrasting fabrics. Specify seat cushion separate from back, arms and footrest. *Note: the blended textile matrix is not applicable to this series when specified as noted above.*
- For healthcare textiles, visit the website at [globalfurnituregroup.com](http://globalfurnituregroup.com).
- Primacare is covered under Global Healthcare 12 year, 24/7 warranty when upholstered with minimum 100,000 DR textile, maintained using the textile's recommended chemicals and procedures.
- Can be upholstered in standard Global textiles if healthcare compliance is not required.
- Warranted to support up to 400 lbs. active weight capacity.
- Shipped partially knocked down.

**MOBILITY OPTIONS**

- For manual locking caster option (**CST**), select casters configured with front fixed, rear swivel for ease of steering (**LCF**), or with four swivel for ease of positioning in tight spaces (**LCS**).
- Models with "C" suffix are standard with central locking casters with lock, steer and move, multi-function foot activation paddle, located on either side of the chair.

- Central locking caster control: red paddle end down locks the caster, keeping the chair in place. Green paddle down fixes the rear casters with swivel front casters for directional steering of the chair. Paddle in horizontal position leaves chair to move in any direction.
- A polished Chrome push bar handle (**PBR**) option is available for models specified with casters (and central locking casters) to aid in movement of the chair. See upcharge. *Note: Primacare Motion Recliner is not for use as a patient transfer chair.*

**ACCESSORIES**

- A Black, phenolic tablet arm with spill collector groove is available. Specify right (**RT**), left (**LT**) or both sides (**TB**) of the chair. See upcharges. Each tablet adds 4" to the width of the chair. Tablet requires 5.5" of clearance to operate. The tablet pivots for use and stores by lifting gently and rotating down to the side of the chair. Tablets are not compatible on fold-down arms.
- A foot tray (**FT**) is available, see upcharge. The Gray laminate surface has a Black edge and slides out from below the chair to support users' feet when footrest isn't extended. Tray supports up to 40lbs. The tray is not a step.
- Caregiver activated reverse recline (**RR**) is available, providing a 4th extended recline position, see upcharge. To activate, with chair in the fully reclined position, step down on the Black lever, located below either arm, and push down on the back rest.
- Accessory hook (**AH**) is available. Specify right (**AHR**), left (**AHL**), or both (**AHB**). See upcharges.
- For moisture barrier on seat, specify (**MB**). Moisture barrier is not recommended with water resistant textiles and may not be used in conjunction with sealed seams.
- Sealed seams are available on approved coated textiles (vinyl, etc.), specify (**SBS**) for back and arms and/or (**SSS**) for seat, see upcharges. Note: minor puckering is common with the addition of sealed seams due to material buildup at corners.

Add option codes in the following order:

- **Model number**  
Specify model number.
- **Back and arm textile**  
Specify textile code. See model grade upcharges.
- **Seat textile**  
Specify textile code. See model grade upcharges.
- **Armcap type**  
(**SSU**) Urethane armcaps, standard  
(**WOD**) Wood armcaps, Add \$144.  
(**CO**) Solid surface armcap. See grade upcharge.
- **Armcap finish (urethane)**  
(**BLK**) Black (J52) Mocha  
(**KAL**) Kalua (SHW) Shadow  
(**LAB**) Latte (TOA) Toast
- **Armcap finish (solid surface)**  
Grade 1 - Add \$973:  
(**SWH**) Designer White  
Grade 2 - Add \$1049:  
(**SBT**) Beige Tempest  
(**SBX**) Black Onyx Mirage  
(**SMG**) Milk Glass Spectra  
(**SFW**) Frosty White Mirage  
(**SHS**) Hot Stone  
(**SNM**) Northern Melange




- **Armcap finish (wood)**  
(**AAM**) Absolute (MWM) Medium Walnut  
(**BKM**) Black (NLW) Natural Walnut  
(**ACM**) Cherry (ASM) Night  
(**EOM**) English Oak (NBM) Noce Biondo  
(**ECM**) Espresso Cafe (NGM) Noce Grigio  
(**TFM**) Fruitwood (NEM) Noce Leggero  
(**HGM**) Grey (NMM) Noce Medio  
(**AHM**) Honey (SBM) Sandy Beach  
(**JOM**) Jet Onyx (SKM) Shaker Cherry  
(**TMM**) Mahogany (TWM) Walnut  
(**AVM**) Maple (WTM) WC Cream  
(**WHM**) White (WCM) Winter Cherry
- **Base Type** (for models without central locking casters)  
(**WOD**) Wood leg (standard)  
(**CST**) Casters. Add \$69.
- **Leg Finish** (for wood (**WOD**) base type)  
(**AAM**) Absolute (MWM) Medium Walnut  
(**BKM**) Black (NLW) Natural Walnut  
(**ACM**) Cherry (ASM) Night  
(**EOM**) English Oak (NBM) Noce Biondo  
(**ECM**) Espresso Cafe (NGM) Noce Grigio  
(**TFM**) Fruitwood (NEM) Noce Leggero  
(**HGM**) Grey (NMM) Noce Medio  
(**AHM**) Honey (SBM) Sandy Beach  
(**JOM**) Jet Onyx (SKM) Shaker Cherry  
(**TMM**) Mahogany (TWM) Walnut  
(**AVM**) Maple (WTM) WC Cream  
(**WHM**) White (WCM) Winter Cherry
- **Caster** (for casters (**CST**) base type)  
(**LCF**) 3" Gray manual locking front fixed and rear casters for most floor surfaces.  
(**LCS**) 3" Gray manual locking all swivel casters for most floor surfaces.
- **Pushbar**  
(**NPB**) No pushbar  
(**PBR**) Chrome pushbar. Add \$108.
- **Foot Tray**  
(**NT**) No foot tray  
(**FT**) Foot tray. Add \$315.
- **Accessory hook**  
Please check applicable options for each model.  
(**NH**) No accessory hook.  
(**AHR**) Accessory hook, Right. Add \$27.  
(**AHL**) Accessory hook, Left. Add \$27.  
(**AHB**) Accessory hook, Left and Right. Add \$53.
- **Reverse Recline**  
(**NR**) No reverse recline  
(**RR**) Reverse recline. Add \$163.
- **Tablet**  
(**NT**) No tablet  
(**LT**) Left tablet. Add \$937.  
(**RT**) Right tablet. Add \$937.  
(**TB**) Left and right tablets. Add \$1874.
- **Back and arm seams** (Contact Customer Care for approved textiles.)  
(**NS**) No sealed seams.  
(**SBS**) Sealed back and arm seams. Add \$135.
- **Seat seams** (Contact Customer Care for approved textiles.)  
(**NS**) No sealed seams.  
(**SSS**) Sealed seat seams. Add \$53.
- **Moisture Barrier** (seat only, not available with sealed seams)  
(**NB**) No moisture barrier. No upcharge.  
(**MB**) Moisture barrier. Add \$160.








EXAMPLE PRIMACARE MOTION RECLINER ORDER CODE:

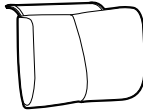
|         |                   |              |             |               |           |             |         |           |                |                 |        |                   |                   |                  |
|---------|-------------------|--------------|-------------|---------------|-----------|-------------|---------|-----------|----------------|-----------------|--------|-------------------|-------------------|------------------|
| GC3608M | -WA50             | -WA50        | -SSU        | -TOA          | -CST      | -LCF        | -NPB    | -NFT      | -NH            | -NR             | -NT    | -NS               | -NS               | -NB              |
| Model # | Back/arms textile | Seat textile | Armcap type | Armcap finish | Base type | Caster type | Pushbar | Foot Tray | Accessory Hook | Reverse Recline | Tablet | Sealed Back Seams | Sealed Seat Seams | Moisture Barrier |



| DESCRIPTION  | FEATURES   | MODEL#             |    |        | STANDARD TEXTILE GRADES |        |        |                 |         |         |         |         |         |
|--|--|--------------------|----|--------|-------------------------|--------|--------|-----------------|---------|---------|---------|---------|---------|
|    |  | 1/COM              | 2  | 3      | 4                       | 5      | 6      | 7               | 8       | 9       | 10      | 11      | 12      |
|  | <b>GC3608M</b> Base Price:   | \$3717             |    |        |                         |        |        |                 |         |         |         |         |         |
|  | Back/Arm upcharge:   | \$-160             | +0 | +\$125 | +\$310                  | +\$570 | +\$680 | +\$905          | +\$1260 | +\$1525 | +\$1815 | +\$2420 | +\$3055 |
|  | Seat upcharge:   | \$-48              | +0 | +\$38  | +\$93                   | +\$171 | +\$204 | +\$272          | +\$378  | +\$458  | +\$545  | +\$726  | +\$917  |
|  |  | OVERALL DIMENSIONS |    |        | SEAT DIMENSIONS         |        |        | BACK DIMENSIONS |         |         |         |         |         |
| <b>Motion Recliner</b><br>COM Yardage: Back/Arms: 5; Seat: 1.5<br>Freight Class: 150<br>Product Weight (lbs.): 133<br>Cubic Feet Per Carton: 27.75                         |  | W                  | D  | H      | W                       | D      | H      | W               | H       |         |         |         |         |
|  |  | 30                 | 39 | 46.5   | 24                      | 20     | 20     | 22.5            | 29      |         |         |         |         |
|  | Accepts RT, LT, or TB tablet.<br>Accepts AHR, AHL or AHB accessory hook.<br>Active weight 400 lbs. | RTA 1 1 per carton |    |        |                         |        |        |                 |         |         |         |         |         |
|  |  |                    |    |        |                         |        |        |                 |         |         |         |         |         |
|  |  |                    |    |        |                         |        |        |                 |         |         |         |         |         |
|   |  | 1/COM              | 2  | 3      | 4                       | 5      | 6      | 7               | 8       | 9       | 10      | 11      | 12      |
|  | <b>GC3618MFR</b> Base Price:   | \$4784             |    |        |                         |        |        |                 |         |         |         |         |         |
|  | Back/Arm upcharge:   | \$-168             | +0 | +\$132 | +\$326                  | +\$599 | +\$714 | +\$951          | +\$1323 | +\$1602 | +\$1906 | +\$2541 | +\$3208 |
|  | Seat upcharge:   | \$-48              | +0 | +\$38  | +\$93                   | +\$171 | +\$204 | +\$272          | +\$378  | +\$458  | +\$545  | +\$726  | +\$917  |
|  |  | OVERALL DIMENSIONS |    |        | SEAT DIMENSIONS         |        |        | BACK DIMENSIONS |         |         |         |         |         |
| <b>Motion Recliner, Right fold down arm</b><br>COM Yardage: Back/Arms: 5.25; Seat: 1.5<br>Freight Class: 150<br>Product Weight (lbs.): 134<br>Cubic Feet Per Carton: 27.75 |  | W                  | D  | H      | W                       | D      | H      | W               | H       |         |         |         |         |
|  |  | 30                 | 39 | 46.5   | 24                      | 20     | 20     | 22.5            | 29      |         |         |         |         |
|  | Accepts LT tablet.<br>Accepts AHL accessory hook.<br>Active weight 400 lbs.                        | RTA 1 1 per carton |    |        |                         |        |        |                 |         |         |         |         |         |
|  |  |                    |    |        |                         |        |        |                 |         |         |         |         |         |
|  |  |                    |    |        |                         |        |        |                 |         |         |         |         |         |
|   |  | 1/COM              | 2  | 3      | 4                       | 5      | 6      | 7               | 8       | 9       | 10      | 11      | 12      |
|  | <b>GC3618MFL</b> Base Price:   | \$4784             |    |        |                         |        |        |                 |         |         |         |         |         |
|  | Back/Arm upcharge:   | \$-168             | +0 | +\$132 | +\$326                  | +\$599 | +\$714 | +\$951          | +\$1323 | +\$1602 | +\$1906 | +\$2541 | +\$3208 |
|  | Seat upcharge:   | \$-48              | +0 | +\$38  | +\$93                   | +\$171 | +\$204 | +\$272          | +\$378  | +\$458  | +\$545  | +\$726  | +\$917  |
|  |  | OVERALL DIMENSIONS |    |        | SEAT DIMENSIONS         |        |        | BACK DIMENSIONS |         |         |         |         |         |
| <b>Motion Recliner, Left fold down arm</b><br>COM Yardage: Back/Arms: 5.25; Seat: 1.5<br>Freight Class: 150<br>Product Weight (lbs.): 134<br>Cubic Feet Per Carton: 27.75  |  | W                  | D  | H      | W                       | D      | H      | W               | H       |         |         |         |         |
|  |  | 30                 | 39 | 46.5   | 24                      | 20     | 20     | 22.5            | 29      |         |         |         |         |
|  | Accepts RT tablet.<br>Accepts AHR accessory hook.<br>Active weight 400 lbs.                        | RTA 1 1 per carton |    |        |                         |        |        |                 |         |         |         |         |         |
|  |  |                    |    |        |                         |        |        |                 |         |         |         |         |         |
|  |  |                    |    |        |                         |        |        |                 |         |         |         |         |         |



| DESCRIPTION  | FEATURES   | MODEL# | STANDARD TEXTILE GRADES |    |        |                 |        |        |                 |         |         |         |         |         |
|--|--|--------|-------------------------|----|--------|-----------------|--------|--------|-----------------|---------|---------|---------|---------|---------|
|  |  |        | 1/COM                   | 2  | 3      | 4               | 5      | 6      | 7               | 8       | 9       | 10      | 11      | 12      |
|   | <b>GC3618MFB</b> Base Price:   |        | \$5851                  |    |        |                 |        |        |                 |         |         |         |         |         |
|  | Back/Arm upcharge:   |        | \$-176                  | +0 | +\$138 | +\$341          | +\$627 | +\$748 | +\$996          | +\$1386 | +\$1678 | +\$1997 | +\$2662 | +\$3361 |
|  | Seat upcharge:   |        | \$-48                   | +0 | +\$38  | +\$93           | +\$171 | +\$204 | +\$272          | +\$378  | +\$458  | +\$545  | +\$726  | +\$917  |
|  |  |        | OVERALL DIMENSIONS      |    |        | SEAT DIMENSIONS |        |        | BACK DIMENSIONS |         |         |         |         |         |
|  |  |        | W                       | D  | H      | W               | D      | H      | W               | D       | H       |         |         |         |
| <b>Motion Recliner, Right &amp; Left fold down arms</b><br>COM Yardage: Back/Arms: 5.5; Seat: 1.5<br>Freight Class: 150<br>Product Weight (lbs.): 135<br>Cubic Feet Per Carton: 27.75                          | Does not accept tablet.<br>Accessory hook by special request.<br>Active weight 400 lbs.            |        | 30                      | 39 | 46.5   | 24              | 20     | 20     |                 |         |         | 22.5    | 29      |         |
|  |  |        | RTA 11 per carton       |    |        |                 |        |        |                 |         |         |         |         |         |
|  |  |        |                         |    |        |                 |        |        |                 |         |         |         |         |         |
|  |  |        |                         |    |        |                 |        |        |                 |         |         |         |         |         |
|  |  |        |                         |    |        |                 |        |        |                 |         |         |         |         |         |
|   | <b>GC3608MC</b> Base Price:  |        | \$6068                  |    |        |                 |        |        |                 |         |         |         |         |         |
|  | Back/Arm upcharge:   |        | \$-160                  | +0 | +\$125 | +\$310          | +\$570 | +\$680 | +\$905          | +\$1260 | +\$1525 | +\$1815 | +\$2420 | +\$3055 |
|  | Seat upcharge:   |        | \$-48                   | +0 | +\$38  | +\$93           | +\$171 | +\$204 | +\$272          | +\$378  | +\$458  | +\$545  | +\$726  | +\$917  |
|  |  |        | OVERALL DIMENSIONS      |    |        | SEAT DIMENSIONS |        |        | BACK DIMENSIONS |         |         |         |         |         |
|  |  |        | W                       | D  | H      | W               | D      | H      | W               | D       | H       |         |         |         |
| <b>Motion Recliner, central locking casters</b><br>COM Yardage: Back/Arms: 5; Seat: 1.5<br>Freight Class: 250<br>Product Weight (lbs.): 149<br>Cubic Feet Per Carton: 43.25                                    | Accepts RT, LT, or TB tablet.<br>Accepts AHR, AHL or AHB accessory hook.<br>Active weight 400 lbs. |        | 30                      | 39 | 46.5   | 24              | 20     | 20     |                 |         |         | 22.5    | 29      |         |
|  |  |        | RTA 11 per carton       |    |        |                 |        |        |                 |         |         |         |         |         |
|  |  |        |                         |    |        |                 |        |        |                 |         |         |         |         |         |
|  |  |        |                         |    |        |                 |        |        |                 |         |         |         |         |         |
|  |  |        |                         |    |        |                 |        |        |                 |         |         |         |         |         |
|    | <b>GC3618MFRC</b> Base Price:  |        | \$6926                  |    |        |                 |        |        |                 |         |         |         |         |         |
|  | Back/Arm upcharge:   |        | \$-168                  | +0 | +\$132 | +\$326          | +\$599 | +\$714 | +\$951          | +\$1323 | +\$1602 | +\$1906 | +\$2541 | +\$3208 |
|  | Seat upcharge:   |        | \$-48                   | +0 | +\$38  | +\$93           | +\$171 | +\$204 | +\$272          | +\$378  | +\$458  | +\$545  | +\$726  | +\$917  |
|  |  |        | OVERALL DIMENSIONS      |    |        | SEAT DIMENSIONS |        |        | BACK DIMENSIONS |         |         |         |         |         |
|  |  |        | W                       | D  | H      | W               | D      | H      | W               | D       | H       |         |         |         |
| <b>Motion Recliner, Right fold down arm, central locking casters</b><br>COM Yardage: Back/Arms: 5.25; Seat: 1.5<br>Freight Class: 150<br>Product Weight (lbs.): 134<br>Cubic Feet Per Carton: 27.75            | Accepts LT tablet.<br>Accepts AHL accessory hook.<br>Active weight 400 lbs.                        |        | 34.5                    | 39 | 46.5   | 24              | 20     | 20     |                 |         |         | 22.5    | 29      |         |
|  |  |        | RTA 11 per carton       |    |        |                 |        |        |                 |         |         |         |         |         |
|  |  |        |                         |    |        |                 |        |        |                 |         |         |         |         |         |
|  |  |        |                         |    |        |                 |        |        |                 |         |         |         |         |         |
|  |  |        |                         |    |        |                 |        |        |                 |         |         |         |         |         |
|   | <b>GC3618MFLC</b> Base Price:  |        | \$6926                  |    |        |                 |        |        |                 |         |         |         |         |         |
|  | Back/Arm upcharge:   |        | \$-168                  | +0 | +\$132 | +\$326          | +\$599 | +\$714 | +\$951          | +\$1323 | +\$1602 | +\$1906 | +\$2541 | +\$3208 |
|  | Seat upcharge:   |        | \$-48                   | +0 | +\$38  | +\$93           | +\$171 | +\$204 | +\$272          | +\$378  | +\$458  | +\$545  | +\$726  | +\$917  |
|  |  |        | OVERALL DIMENSIONS      |    |        | SEAT DIMENSIONS |        |        | BACK DIMENSIONS |         |         |         |         |         |
|  |  |        | W                       | D  | H      | W               | D      | H      | W               | D       | H       |         |         |         |
| <b>Motion Recliner, Left fold down arm, central locking casters</b><br>COM Yardage: Back/Arms: 5.25; Seat: 1.5<br>Freight Class: 250<br>Product Weight (lbs.): 150<br>Cubic Feet Per Carton: 43.25             | Accepts RT tablet.<br>Accepts AHR accessory hook.<br>Active weight 400 lbs.                        |        | 34.5                    | 39 | 46.5   | 24              | 20     | 20     |                 |         |         | 22.5    | 29      |         |
|  |  |        | RTA 11 per carton       |    |        |                 |        |        |                 |         |         |         |         |         |
|  |  |        |                         |    |        |                 |        |        |                 |         |         |         |         |         |
|  |  |        |                         |    |        |                 |        |        |                 |         |         |         |         |         |
|  |  |        |                         |    |        |                 |        |        |                 |         |         |         |         |         |
|   | <b>GC3618MFBC</b> Base Price:  |        | \$7923                  |    |        |                 |        |        |                 |         |         |         |         |         |
|  | Back/Arm upcharge:   |        | \$-176                  | +0 | +\$138 | +\$341          | +\$627 | +\$748 | +\$996          | +\$1386 | +\$1678 | +\$1997 | +\$2662 | +\$3361 |
|  | Seat upcharge:   |        | \$-48                   | +0 | +\$38  | +\$93           | +\$171 | +\$204 | +\$272          | +\$378  | +\$458  | +\$545  | +\$726  | +\$917  |
|  |  |        | OVERALL DIMENSIONS      |    |        | SEAT DIMENSIONS |        |        | BACK DIMENSIONS |         |         |         |         |         |
|  |  |        | W                       | D  | H      | W               | D      | H      | W               | D       | H       |         |         |         |
| <b>Motion Recliner, Right &amp; Left fold down arms, central locking casters</b><br>COM Yardage: Back/Arms: 5.5; Seat: 1.5<br>Freight Class: 250<br>Product Weight (lbs.): 151<br>Cubic Feet Per Carton: 43.25 | Does not accept tablet.<br>Accessory hook by special request.<br>Active weight 400 lbs.            |        | 34.5                    | 39 | 46.5   | 24              | 20     | 20     |                 |         |         | 22.5    | 29      |         |
|  |  |        | RTA 11 per carton       |    |        |                 |        |        |                 |         |         |         |         |         |
|  |  |        |                         |    |        |                 |        |        |                 |         |         |         |         |         |
|  |  |        |                         |    |        |                 |        |        |                 |         |         |         |         |         |
|  |  |        |                         |    |        |                 |        |        |                 |         |         |         |         |         |

| DESCRIPTION  | MODEL# | STANDARD FABRIC GRADES |       |       |                 |       |       |                 |       |       |       |       |        |
|--|--------|------------------------|-------|-------|-----------------|-------|-------|-----------------|-------|-------|-------|-------|--------|
|  |        | COM                    | 2     | 3     | 4               | 5     | 6     | 7               | 8     | 9     | 10    | 11    | 12     |
|   | GC3607 | \$143                  | \$184 | \$235 | \$290           | \$368 | \$400 | \$465           | \$593 | \$657 | \$776 | \$941 | \$1146 |
|  |        | OVERALL DIMENSIONS     |       |       | SEAT DIMENSIONS |       |       | BACK DIMENSIONS |       |       |       |       |        |
|  |        | W                      | D     | H     | W               | D     | H     | W               | H     |       |       |       |        |
| <b>Headrest for Primacare Recliners</b><br>COM Yardage: 1.25<br>Freight Class: 250<br>Product Weight (lbs.): 3<br>Cubic Feet Per Carton: 1 |        | 14                     | 4     | 9.5   |                 |       |       |                 |       |       |       |       |        |

PRIMACARE SLEEPERS



model GC3610SW



model GC3610SW pulled out

STANDARD FEATURES

- Primacare sleepers are ideal for space-constrained lounges and patient rooms providing sleeping space for one to two people. With zero wall clearance required, the sleeper is easy for one person to open and close. It is part of the Primacare healthcare collection for coordination of design across environments.
- Single unit sleep surface available in 24.5"W x 77"L (GC3610SW) and 30"W x 77"L (GC3610XW). Double unit (GC3610D) has two independently operated 24.5"W x 77"L sleep surfaces, each with standard underseat storage.
- Sleeper extends by pulling casters forward.
- Models are standard with four Black locking 3" dual wheel hard surface casters (C83R) to support the arm frame, and with non-locking casters to support the pull-out storage compartment.
- Tapered wood legs (**WOD**) are optional; available in all Global wood finishes, see upcharge. Non-locking casters remain on the pull out.
- Models are standard with Urethane, easy grip forward extending armcaps.
- Wood (**WOD**) and solid surface (**CO**) armcaps are available, see upcharges.
- Armcaps are securely fastened with metal-to-metal connectors and are field replaceable.
- Seat and back offer a 3.5" thick dual density ultra cell foam cushion for enhanced long term comfort.
- Seat cushion has a seamless waterfall front edge.
- Two concealed fabric pull tabs are located at the top of the back cushions. These allow the extended sleeping platform to be easily returned to a seated position.
- A Black, phenolic tablet arm with spill collector groove is available. Specify right (**RT**), left (**LT**) or both sides (**TB**) of the chair. See upcharges. Each tablet adds 4" to the width of the chair. Tablet requires 5.5" of clearance to operate. The tablet pivots for use and stores by lifting gently and rotating down to the side of the chair.
- Models may be specified with contrasting fabrics. Specify seat and back cushions separate from arms and front foot rail. For pricing, start with the base price and add both back/seat graded textile upcharge and the arms/front rail graded textile upcharge. *Note: the blended textile matrix is not applicable to this series when specified as noted above.*
- Carded healthcare textiles with a minimum of 100,000 double rubs must be specified to meet Global's 24/7 warranty coverage. For healthcare textiles, visit the website at [globalfurnituregroup.com](http://globalfurnituregroup.com).
- When specified with approved, non-healthcare Global carded textiles, Global's limited lifetime warranty for 8hr, 5 days/week use applies.
- Warranted to support up to 350 lbs. active weight capacity per seat.
- Shipped fully assembled.

INFECTION CONTROL AND BED BUG RESISTANCE OPTIONS

- Several optional features are available for improved cleanability, to control moisture, and to reduce the risk of bed bugs.
- For woven textiles without a moisture resistant coating or backing, a moisture barrier (**MB**) is available to minimize moisture penetrating to the seat cushion. Moisture barrier is not recommended with water resistant textiles and may not be used in conjunction with sealed seams.
- For approved coated textiles (i.e. vinyl, silicone), sealed seams are available. Specify (**SWZ**) for sealed seams and waterproof zipper to prevent moisture or insects from penetrating seat and back cushion, see upcharges. For sealed seams on arms specify (**S3**), see models for upcharges.
- Note: minor puckering is common with the addition of sealed seams due to material buildup at corners.
- Underside of seat is standard with a coated lining (**CL**). For added protection and bed bug resistance, a sealed staple strip on the underside of the arms is available. Specify sealed lining (**SU**), see upcharge.



Add option codes in the following order:

- **Model number**  
Specify model number.
- **Seat/back textile**  
Specify textile code. See model grade upcharges.
- **Arms/front rail textile**  
Specify textile code. See model grade upcharges.
- **Base Type**  
(**CST**) Casters (standard)  
(**WOD**) Wood legs. Add \$232.
- **Leg Finish** (for wood (**WOD**) base type)  
(**AAM**) Absolute (**NEM**) Noce Leggero  
(**ACM**) Cherry (**NGM**) Noce Grigio  
(**AHM**) Honey (**NMM**) Noce Medio  
(**ASM**) Night (**NLW**) Natural Walnut  
(**AVM**) Maple (**SBM**) Sandy Beach  
(**BKM**) Black (**SKM**) Shaker Cherry  
(**ECM**) Espresso Cafe (**TFM**) Fruitwood  
(**EOM**) English Oak (**TMM**) Mahogany  
(**HGM**) Grey (**TWM**) Walnut  
(**JOM**) Jet Onyx (**WCM**) Winter Cherry  
(**MWM**) Medium Walnut (**WHM**) White  
(**NBM**) Noce Biondo (**WTM**) WC Cream
- **Armcap type**  
(**SSU**) Urethane armcaps, standard  
(**WOD**) Wood armcaps, Add \$144.  
(**CO**) Solid surface armcaps. See grade upcharge.
- **Armcap finish - urethane**  
(**BLK**) Black (**J52**) Mocha  
(**KAL**) Kalua (**SHW**) Shadow  
(**LAB**) Latte (**TOA**) Toast
- **Armcap finish - wood**  
(**AAM**) Absolute (**NEM**) Noce Leggero  
(**ACM**) Cherry (**NGM**) Noce Grigio  
(**AHM**) Honey (**NMM**) Noce Medio  
(**ASM**) Night (**NLW**) Natural Walnut  
(**AVM**) Maple (**SBM**) Sandy Beach  
(**BKM**) Black (**SKM**) Shaker Cherry  
(**ECM**) Espresso Cafe (**TFM**) Fruitwood  
(**EOM**) English Oak (**TMM**) Mahogany  
(**HGM**) Grey (**TWM**) Walnut  
(**JOM**) Jet Onyx (**WCM**) Winter Cherry  
(**MWM**) Medium Walnut (**WHM**) White  
(**NBM**) Noce Biondo (**WTM**) WC Cream
- **Armcap finish (solid surface)**  
Grade 1 - Add \$973:  
(**SWH**) Designer White  
Grade 2 - Add \$1049:  
(**SBT**) Beige Tempest  
(**SBX**) Black Onyx Mirage  
(**SMG**) Milk Glass Spectra  
(**FWF**) Frosty White Mirage  
(**SHS**) Hot Stone  
(**SNM**) Northern Melange
- **Tablet**  
(**NT**) No tablet  
(**LT**) Left tablet. Add \$937.  
(**RT**) Right tablet. Add \$937.  
(**TB**) Left and right tablets. Add \$1874.
- **Seat/back seams** (Contact Customer Care for approved textiles.)  
(**NS**) Standard seams.  
(**SWZ**) Sealed seams with waterproof zipper. See models for upcharges.
- **Arms/front rail seams** (Contact Customer Care for approved textiles.)  
(**NS**) Standard seams.  
(**S3**) Sealed seams, see models for upcharges.
- **Moisture Barrier** (seat only, not available with sealed seams)  
(**NB**) No moisture barrier.  
(**MB**) Moisture barrier. See models for upcharge.
- **Seat Underside**  
(**CL**) Coated lining (standard).  
(**SU**) Sealed lining. Add \$375.

| DESCRIPTION | MODEL# | STANDARD FABRIC GRADES |
|-------------|--------|------------------------|
|-------------|--------|------------------------|

EXAMPLE PRIMACARE SLEEPER ORDER CODE:

|          |                 |                   |                       |                         |           |             |               |        |                  |                 |                   |
|----------|-----------------|-------------------|-----------------------|-------------------------|-----------|-------------|---------------|--------|------------------|-----------------|-------------------|
| GC3610SW | -NS             | -VY20             | -NS                   | -VY30                   | -CST      | -SSU        | -TOA          | -NT    | -NB              | -CL             | -USC              |
| Model #  | Seat/Back seams | Seat/Back textile | Arms/front rail seams | Arms/front rail textile | Base type | Armcap type | Armcap finish | Tablet | Moisture Barrier | Frame underside | Underseat storage |

| DESCRIPTION   | MODEL# / FEATURES                   | STANDARD TEXTILE GRADES                       |      |                 |        |        |                 |         |         |         |         |         |         |
|---|-------------------------------------|---|------|-----------------|--------|--------|-----------------|---------|---------|---------|---------|---------|---------|
|    |                                     | 1/COM   | 2    | 3               | 4      | 5      | 6               | 7       | 8       | 9       | 10      | 11      | 12      |
|   | GC3610SW                            | Base Price: \$4603                            |      |                 |        |        |                 |         |         |         |         |         |         |
|   | Seat/Back upcharge:                 | \$-126  | +0   | +\$102          | +\$248 | +\$454 | +\$540          | +\$717  | +\$998  | +\$1208 | +\$1437 | +\$1917 | +\$2419 |
|   | Arms/Front Rail upcharge:           | \$-126  | +0   | +\$102          | +\$248 | +\$454 | +\$540          | +\$717  | +\$998  | +\$1208 | +\$1437 | +\$1917 | +\$2419 |
|   | OVERALL DIMENSIONS                  |   |      | SEAT DIMENSIONS |        |        | BACK DIMENSIONS |         |         |         |         |         |         |
|   |                                     | W   | D    | H               | W      | D      | H               | W       | H       |         |         |         |         |
|   |                                     | 31.5  | 37.5 | 38              | 24     | 20     | 18              | 24      | 21      |         |         |         |         |
|   | Single Sleeper Chair                | COM Yardage: Seat/Back: 3.75; Arms/Rail: 3.75 |      |                 |        |        |                 |         |         |         |         |         |         |
|   | Freight Class: 250                  | Active weight 350 lbs.                        |      |                 |        |        |                 |         |         |         |         |         |         |
|   | Product Weight (lbs.): 116          | Add \$224 for (SWZ), \$70 for (S3)            |      |                 |        |        |                 |         |         |         |         |         |         |
| Cubic Feet Per Carton: 32.25  | Add \$479 for moisture barrier (MB) |   |      |                 |        |        |                 |         |         |         |         |         |         |
|   | RTA 00                              | 1 per carton                                  |      |                 |        |        |                 |         |         |         |         |         |         |
|    |                                     | COM   | 2    | 3               | 4      | 5      | 6               | 7       | 8       | 9       | 10      | 11      | 12      |
|   | GC3610XW                            | Base Price: \$4950                            |      |                 |        |        |                 |         |         |         |         |         |         |
|   | Seat/Back upcharge:                 | \$-168  | +0   | +\$135          | +\$330 | +\$605 | +\$720          | +\$955  | +\$1330 | +\$1610 | +\$1915 | +\$2555 | +\$3225 |
|   | Arms/Front Rail upcharge:           | \$-135  | +0   | +\$108          | +\$264 | +\$484 | +\$576          | +\$764  | +\$1064 | +\$1288 | +\$1532 | +\$2044 | +\$2580 |
|   | OVERALL DIMENSIONS                  |   |      | SEAT DIMENSIONS |        |        | BACK DIMENSIONS |         |         |         |         |         |         |
|   |                                     | W   | D    | H               | W      | D      | H               | W       | H       |         |         |         |         |
|   |                                     | 37  | 37.5 | 38              | 30     | 20     | 18              | 30      | 21      |         |         |         |         |
|   | Single Sleeper Chair, Wide          | COM Yardage: Seat/Back: 5; Arms/Rail: 4       |      |                 |        |        |                 |         |         |         |         |         |         |
|   | Freight Class: 250                  | Active weight 350 lbs.                        |      |                 |        |        |                 |         |         |         |         |         |         |
|   | Product Weight (lbs.): 140          | Add \$260 for (SWZ), \$70 for (S3)            |      |                 |        |        |                 |         |         |         |         |         |         |
| Cubic Feet Per Carton: 36.75  | Add \$479 for moisture barrier (MB) |   |      |                 |        |        |                 |         |         |         |         |         |         |
|   | RTA 00                              | 1 per carton                                  |      |                 |        |        |                 |         |         |         |         |         |         |
|  |                                     | COM   | 2    | 3               | 4      | 5      | 6               | 7       | 8       | 9       | 10      | 11      | 12      |
|   | GC3610D                             | Base Price: \$8306                            |      |                 |        |        |                 |         |         |         |         |         |         |
|   | Seat/Back upcharge:                 | \$-253  | +0   | +\$203          | +\$495 | +\$908 | +\$1080         | +\$1433 | +\$1995 | +\$2415 | +\$2873 | +\$3833 | +\$4838 |
|   | Arms/Front Rail upcharge:           | \$-143  | +0   | +\$115          | +\$281 | +\$515 | +\$612          | +\$812  | +\$1131 | +\$1369 | +\$1628 | +\$2172 | +\$2742 |
|   | OVERALL DIMENSIONS                  |   |      | SEAT DIMENSIONS |        |        | BACK DIMENSIONS |         |         |         |         |         |         |
|   |                                     | W   | D    | H               | W      | D      | H               | W       | H       |         |         |         |         |
|   |                                     | 56  | 36   | 38              | 48     | 19.5   | 18              | 48      | 21      |         |         |         |         |
|   | Double Sleeper Chair                | COM Yardage: Seat/Back: 7.5; Arms/Rail: 4.5   |      |                 |        |        |                 |         |         |         |         |         |         |
|   | Freight Class: 250                  | Active weight 350 lbs. per seat.              |      |                 |        |        |                 |         |         |         |         |         |         |
|   | Product Weight (lbs.): 215          | Add \$447 for (SWZ), \$70 for (S3)            |      |                 |        |        |                 |         |         |         |         |         |         |
| Cubic Feet Per Carton: 60   | Add \$957 for moisture barrier (MB) |   |      |                 |        |        |                 |         |         |         |         |         |         |
|   | RTA 00                              | 1 per carton                                  |      |                 |        |        |                 |         |         |         |         |         |         |

PRIMACARE BENCHES



model GC3651 (HT)



model GC3652W (Wood)

STANDARD FEATURES

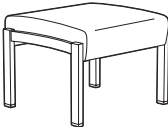
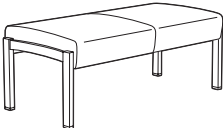
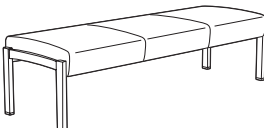
- Primacare is a family of products offering the most significant return on investment approach in the industry since every component can be repaired or replaced on site.
- **High traffic (HT) models:** Metal frame with die cast zinc connectors and metal-to-metal fasteners. Available in the following finishes: Black (TBL), Cloud (TIV), Designer White (TDW), Fog (TFO), Frost (TFR), Kalua (TKA), Latte (TLA), Mocha (TMO), Nevada (TNE), Sand (TSN), Shadow (TSH), Toast (TOA) and Tungsten (TTU).
- **Wood models:** Solid hardwood frame with die cast zinc connectors and metal-to-metal fastening. Available in the following finishes: Absolute (AAM), Cherry (ACM), English Oak (EOM), Espresso Cafe (ECM), Fruitwood (TFM), Gray (HGM), Honey (AHM), Jet Onyx (JOM), Mahogany (TMM), Maple (AVM), Medium Walnut (MWM), Natural Walnut (NLW), Night (ASM), Noce Biondo (NBM), Noce Grigio (NGM), Noce Leggero (NEM), Noce Medio (NMM), Sandy Beach (SBM), Shaker Cherry (SKM), Walnut (TWM), White (WHM), WC Cream (WTM) and Winter Cherry (WCM).
- Replaceable and/or removable cushions are standard.
- For healthcare textile options, visit the website at [www.globalfurnituregroup.com/healthcare](http://www.globalfurnituregroup.com/healthcare).
- Can be upholstered in standard Global textiles if healthcare compliance is not required.
- It is recommended that High Traffic (HT) models be specified in textiles that meet or exceed 100,000 double rubs for added abrasion performance.
- Shipped fully assembled.
- **HIGH TRAFFIC (HT) MODELS ARE LISTED FIRST, FOLLOWED BY WOOD MODELS.**

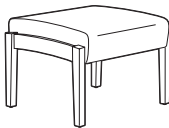
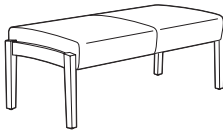
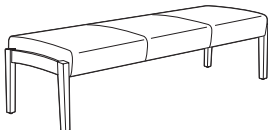
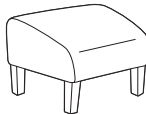
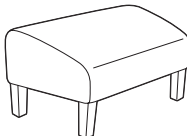
OPTIONAL FEATURES

- For moisture barrier on seat, please specify **(MB)**. Add \$137 per seat.
- To add sealed seams to your product contact Customer Care. Upcharges vary.
- For Primacare tables, see page 52

SUGGESTED APPLICATIONS

- Guest seating
- Patient rooms
- Lounge/Waiting
- Resident rooms

| DESCRIPTION   | MODEL# / FEATURES  | STANDARD TEXTILE GRADES |               |               |                 |               |               |                 |               |               |               |               |               |
|---|--|-------------------------|---------------|---------------|-----------------|---------------|---------------|-----------------|---------------|---------------|---------------|---------------|---------------|
|   |  | COM                     | 2             | 3             | 4               | 5             | 6             | 7               | 8             | 9             | 10            | 11            | 12            |
|   | <b>GC3651</b><br>Metal   | <b>\$1856</b>           | <b>\$1902</b> | <b>\$1948</b> | <b>\$2007</b>   | <b>\$2091</b> | <b>\$2130</b> | <b>\$2208</b>   | <b>\$2330</b> | <b>\$2424</b> | <b>\$2528</b> | <b>\$2746</b> | <b>\$2974</b> |
|   | <b>Single Seat Bench (HT)</b><br>COM Yardage: 1.25<br>Freight Class: 250<br>Product Weight (lbs.): 31<br>Cubic Feet Per Carton: 9.75<br><br>Active weight 350 lbs. | OVERALL DIMENSIONS      |               |               | SEAT DIMENSIONS |               |               | BACK DIMENSIONS |               |               |               |               |               |
|   |  | W                       | D             | H             | W               | D             | H             | W               | H             |               |               |               |               |
|   |  | 26.5                    | 22.5          | 19            |                 |               |               |                 |               |               |               |               |               |
|  | <b>GC3652</b><br>Metal   | <b>\$2925</b>           | <b>\$3000</b> | <b>\$3069</b> | <b>\$3165</b>   | <b>\$3301</b> | <b>\$3362</b> | <b>\$3487</b>   | <b>\$3680</b> | <b>\$3831</b> | <b>\$4001</b> | <b>\$4345</b> | <b>\$4712</b> |
|   | <b>Two Seat Bench</b><br>COM Yardage: 2<br>Freight Class: 250<br>Product Weight (lbs.): 48<br>Cubic Feet Per Carton: 20.25<br><br>Active weight 350 lbs./seat      | OVERALL DIMENSIONS      |               |               | SEAT DIMENSIONS |               |               | BACK DIMENSIONS |               |               |               |               |               |
|   |  | W                       | D             | H             | W               | D             | H             | W               | H             |               |               |               |               |
|   |  | 49.5                    | 22.5          | 19            |                 |               |               |                 |               |               |               |               |               |
|  | <b>GC3653</b><br>Metal   | <b>\$3994</b>           | <b>\$4099</b> | <b>\$4191</b> | <b>\$4323</b>   | <b>\$4509</b> | <b>\$4596</b> | <b>\$4766</b>   | <b>\$5033</b> | <b>\$5241</b> | <b>\$5472</b> | <b>\$5946</b> | <b>\$6451</b> |
|   | <b>Three Seat Bench</b><br>COM Yardage: 2.75<br>Freight Class: 250<br>Product Weight (lbs.): 66<br>Cubic Feet Per Carton: 28.75<br><br>Active weight 350 lbs./seat | OVERALL DIMENSIONS      |               |               | SEAT DIMENSIONS |               |               | BACK DIMENSIONS |               |               |               |               |               |
|   |  | W                       | D             | H             | W               | D             | H             | W               | H             |               |               |               |               |
|   |  | 72.5                    | 22.5          | 19            |                 |               |               |                 |               |               |               |               |               |

| DESCRIPTION  | MODEL#  | STANDARD FABRIC GRADES |               |               |                 |               |               |                 |               |               |               |               |               |  |
|--|---|------------------------|---------------|---------------|-----------------|---------------|---------------|-----------------|---------------|---------------|---------------|---------------|---------------|--|
|  |   | COM                    | 2             | 3             | 4               | 5             | 6             | 7               | 8             | 9             | 10            | 11            | 12            |  |
|   | <b>GC3651W</b>                                      | <b>\$1596</b>          | <b>\$1640</b> | <b>\$1686</b> | <b>\$1745</b>   | <b>\$1829</b> | <b>\$1868</b> | <b>\$1946</b>   | <b>\$2068</b> | <b>\$2162</b> | <b>\$2266</b> | <b>\$2484</b> | <b>\$2712</b> |  |
|  | Wood  |                        |               |               |                 |               |               |                 |               |               |               |               |               |  |
|  |   | OVERALL DIMENSIONS     |               |               | SEAT DIMENSIONS |               |               | BACK DIMENSIONS |               |               |               |               |               |  |
|  |   | W                      | D             | H             | W               | D             | H             | W               | H             |               |               |               |               |  |
| <b>Single Seat Bench (Wood)</b><br>COM Yardage: 1.25<br>Freight Class: 250<br>Product Weight (lbs.): 26<br>Cubic Feet Per Carton: 9.75 |   | 26.5                   | 22.5          | 19            |                 |               |               |                 |               |               |               |               |               |  |
|  | Active weight 350 lbs./seat                         |                        |               |               |                 |               |               |                 |               |               |               |               |               |  |
|  |   |                        |               |               |                 |               |               |                 |               |               |               |               |               |  |
|  |   |                        |               |               |                 |               |               |                 |               |               |               |               |               |  |
|   | <b>GC3652W</b>                                      | <b>\$2551</b>          | <b>\$2624</b> | <b>\$2693</b> | <b>\$2789</b>   | <b>\$2925</b> | <b>\$2986</b> | <b>\$3111</b>   | <b>\$3304</b> | <b>\$3455</b> | <b>\$3625</b> | <b>\$3969</b> | <b>\$4336</b> |  |
|  | Wood  |                        |               |               |                 |               |               |                 |               |               |               |               |               |  |
|  |   | OVERALL DIMENSIONS     |               |               | SEAT DIMENSIONS |               |               | BACK DIMENSIONS |               |               |               |               |               |  |
|  |   | W                      | D             | H             | W               | D             | H             | W               | H             |               |               |               |               |  |
| <b>Two Seat Bench (Wood)</b><br>COM Yardage: 2<br>Freight Class: 250<br>Product Weight (lbs.): 41<br>Cubic Feet Per Carton: 20.25      |   | 49.5                   | 22.5          | 19            |                 |               |               |                 |               |               |               |               |               |  |
|  | Active weight 350 lbs./seat                         |                        |               |               |                 |               |               |                 |               |               |               |               |               |  |
|  |   |                        |               |               |                 |               |               |                 |               |               |               |               |               |  |
|  |   |                        |               |               |                 |               |               |                 |               |               |               |               |               |  |
|   | <b>GC3653W</b>                                      | <b>\$3500</b>          | <b>\$3606</b> | <b>\$3698</b> | <b>\$3830</b>   | <b>\$4016</b> | <b>\$4103</b> | <b>\$4273</b>   | <b>\$4540</b> | <b>\$4748</b> | <b>\$4979</b> | <b>\$5453</b> | <b>\$5958</b> |  |
|  | Wood  |                        |               |               |                 |               |               |                 |               |               |               |               |               |  |
|  |   | OVERALL DIMENSIONS     |               |               | SEAT DIMENSIONS |               |               | BACK DIMENSIONS |               |               |               |               |               |  |
|  |   | W                      | D             | H             | W               | D             | H             | W               | H             |               |               |               |               |  |
| <b>Three Seat Bench (Wood)</b><br>COM Yardage: 2.75<br>Freight Class: 250<br>Product Weight (lbs.): 61<br>Cubic Feet Per Carton: 28.75 |   | 72.5                   | 22.5          | 19            |                 |               |               |                 |               |               |               |               |               |  |
|  | Active weight 350 lbs./seat                         |                        |               |               |                 |               |               |                 |               |               |               |               |               |  |
|  |   |                        |               |               |                 |               |               |                 |               |               |               |               |               |  |
|  |   |                        |               |               |                 |               |               |                 |               |               |               |               |               |  |
|   | <b>GC3695</b>                                       | <b>\$927</b>           | <b>\$968</b>  | <b>\$1009</b> | <b>\$1063</b>   | <b>\$1143</b> | <b>\$1178</b> | <b>\$1248</b>   | <b>\$1360</b> | <b>\$1446</b> | <b>\$1542</b> | <b>\$1740</b> | <b>\$1950</b> |  |
|  |   |                        |               |               |                 |               |               |                 |               |               |               |               |               |  |
|  |   | OVERALL DIMENSIONS     |               |               | SEAT DIMENSIONS |               |               | BACK DIMENSIONS |               |               |               |               |               |  |
|  |   | W                      | D             | H             | W               | D             | H             | W               | H             |               |               |               |               |  |
| <b>Standard Size Ottoman</b><br>COM Yardage: 1.25<br>Freight Class: 250<br>Product weight (lbs.): 17<br>Cubic Feet Per Carton: 4.7     |   | 23                     | 18            | 15.75         | -               | -             | -             | -               | -             |               |               |               |               |  |
|  | Active weight 350 lbs.                              |                        |               |               |                 |               |               |                 |               |               |               |               |               |  |
|  | Standard leg is Black Urethane.                     |                        |               |               |                 |               |               |                 |               |               |               |               |               |  |
|  | Optional Urethane colors or wood legs. No upcharge. |                        |               |               |                 |               |               |                 |               |               |               |               |               |  |
|   | <b>GC3696</b>                                       | <b>\$1170</b>          | <b>\$1231</b> | <b>\$1286</b> | <b>\$1363</b>   | <b>\$1470</b> | <b>\$1523</b> | <b>\$1620</b>   | <b>\$1776</b> | <b>\$1898</b> | <b>\$2032</b> | <b>\$2308</b> | <b>\$2601</b> |  |
|  |   |                        |               |               |                 |               |               |                 |               |               |               |               |               |  |
|  |   | OVERALL DIMENSIONS     |               |               | SEAT DIMENSIONS |               |               | BACK DIMENSIONS |               |               |               |               |               |  |
|  |   | W                      | D             | H             | W               | D             | H             | W               | H             |               |               |               |               |  |
| <b>Bariatric Ottoman</b><br>COM Yardage: 1.75<br>Freight Class: 250<br>Product Weight (lbs.): 20<br>Cubic Feet Per Carton: 9           |   | 31.25                  | 18            | 15.75         | -               | -             | -             | -               | -             |               |               |               |               |  |
|  | Active weight 500 lbs.                              |                        |               |               |                 |               |               |                 |               |               |               |               |               |  |
|  | Standard leg is Black Urethane.                     |                        |               |               |                 |               |               |                 |               |               |               |               |               |  |
|  | Optional Urethane colors or wood legs. No upcharge. |                        |               |               |                 |               |               |                 |               |               |               |               |               |  |

## PRIMACARE MODULAR



## STANDARD FEATURES

- Modular seating tops: Linking applications are available for medium and high back patient top units, low back guest top units and lounge top units.
- All modular seating top units are complete with frame and cushions. Leg/arm frames are ordered separately according to the desired specification.
- Frame design features a wall saver leg to prevent damage to walls. Frame construction ensures metal-to-metal fastening.
- For leg/arm frames and modular tables with power/USB module, refer to models ending in "M". Module includes two power outlets, four USB charging ports and a 6 foot long power cord. Available in Black or White (must be specified at time of order).
- Replaceable and/or removable seat and back cushions with replaceable cushion covers are standard.
- Seat cushion has a seamless waterfall front and clean out between and around the seat and back cushions.
- All **(CA)** models have closed upholstered arm panel inserts at each arm position.
- For added comfort, seats are standard with high density foam.
- Active weight capacity up to 500 lbs/seat when using metal frame, fully upholstered frame or on bariatric models; up to 350 lbs/seat when using wood frame.
- For textile options, visit the website at [www.globalfurnituregroup.com](http://www.globalfurnituregroup.com).
- Can be upholstered in standard Global textiles if healthcare compliance is not required.
- Left and right position reference is determined from the seated position.

## SUGGESTED APPLICATIONS

- Bariatric seating
- Guest seating
- Lobbies
- Lounge/Waiting

## OPTIONAL FEATURES

- Urethane finishes are available on armcaps and on models with urethane legs in the following: Black (BLK), Latte (LAB), Kalua (KAL), Mocha (J52), Shadow (SHW) and Toast (TOA). Refer to individual models for availability and pricing.
- Metal leg/arm frames are available in the following finishes: Black (**TBL**), Cloud (**TIV**), Designer White (**TDW**), Fog (**TFO**), Frost (**TFR**), Kalua (**TKA**), Latte (**TLA**), Mocha (**TMO**), Nevada (**TNE**), Sand (**TSN**), Shadow (**TSH**), Toast (**TOA**) and Tungsten (**TTU**).
- Wood legs and armcaps available in the following finishes: Absolute (AAM), Cherry (ACM), English Oak (EOM), Espresso Cafe (ECM), Fruitwood (TFM), Gray (HGM), Honey (AHM), Jet Onyx (JOM), Mahogany (TMM), Maple (AVM), Medium Walnut (MWM), Natural Walnut (NLW), Night (ASM), Noce Biondo (NBM), Noce Grigio (NGM), Noce Leggero (NEM), Noce Medio (NMM), Sandy Beach (SBM), Shaker Cherry (SKM), Walnut (TWM), White (WHM), WC Cream (WTM) and Winter Cherry (WCM). Refer to individual models for availability and pricing.
- Armcaps are securely fastened with metal-to-metal connectors which allows for field replacement if required. *Armcaps cannot be retrofitted in the field on units with no existing armcaps.*
- For moisture barrier on seat, please specify **(MB)**. Add \$137 per seat. For bariatric/lounge models, - Add \$209 per seat.
- To add sealed seams to your product contact Customer Care. Upcharges vary.

For Primacare freestanding tables, see page 52

For Primacare Modular tables, see page 198

For Primacare Modular lounge tables, see page 209

## MODULAR TABLES

Modular tables are offered with wood or metal legs. 1" thick table tops are available in high pressure laminate (HP). Please select the appropriate model number for the finish you prefer.

**Note:** Modular tables are shipped KD (knock down) as per the published cube and weight. For Primacare freestanding tables, see page 52.

## High Pressure Laminate (HP)

|                       |                          |
|-----------------------|--------------------------|
| Absolute Acajou (ACJ) | First Class (FCL)        |
| Asian Night (ASN)     | Noce Biondo (NBL)        |
| Avant Cherry (W357)   | Noce Grigio (NGL)        |
| Avant Honey (W356)    | Noce Leggero (NEL)       |
| Blizzard (BZD)        | Noce Medio (NML)         |
| Brushed Cobalt (BRC)  | Quartered Mahogany (QTM) |
| Clear Maple (CMB)     | Sheer Beauty (SBY)       |
| Custom Grey (CGY)     | Stonedust (SDT)          |
| Dark Espresso (W142)  | Walnut Heights (WHE)     |
| Designer White (DWT)  | White Chocolate (WHC)    |
| Fashionista (FAS)     | Winter Cherry (WCR)      |

## Metal leg and frame finishes:

Available in Black (**TBL**), Cloud (**TIV**), Designer White (**TDW**), Fog (**TFO**), Frost (**TFR**), Kalua (**TKA**), Latte (**TLA**), Mocha (**TMO**), Nevada (**TNE**), Sand (**TSN**), Shadow (**TSH**), Toast (**TOA**) and Tungsten (**TTU**).

## SHIPPING INFORMATION:

Product components and parts will be shipped knocked down (**KD**). Weight and volume are indicated with each item KD. They will not be shipped assembled.

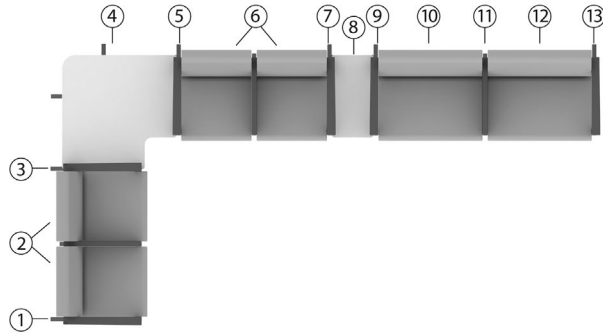
## Assembled with drawing:

Product orders that are part of a linked application may require a combination of complete units and components for build up to achieve the limitless configurations that are possible. CAD drawing must be submitted with order when requesting units ship assembled.

Global will provide assembled units under the following conditions:

1. Detailed drawing clearly indicating:
  - The layout and location of each model number being ordered (see sample following).
  - If multiple textiles are used - textile color codes must be clearly identified on drawing.
2. Global will carton assemble orders to a maximum of 3 regular seat positions, which is the largest carton available.
3. Global reserves the right to determine the best method of assembly based on the information provided with the order.

## PACKAGE 1 - Primacare HT



Always call out components as if seated in the chairs.

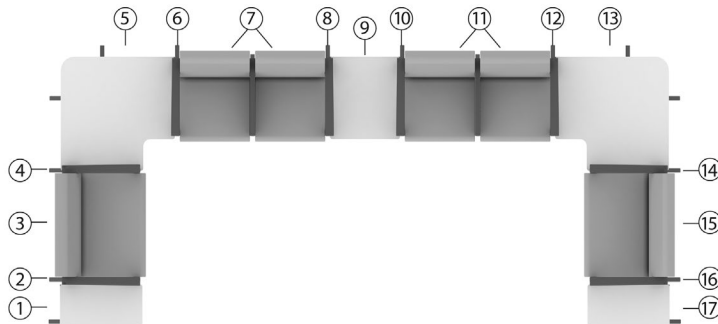
| Item   | Description                                       | Qty. | Model #    | Dimensions (D x W x H) | Ydg. | Fr. Class | Wt. Lbs. | Cu. Ft. | List Price | Ext. Price |
|--------|---|------|------------|------------------------|------|-----------|----------|---------|------------|------------|
| 1      | Right End Frame with Right Armcap                 | 1    | GC3620RA   | 27 x 2.5 x 26.5        | --   | 125       | 10       | 1.4     | \$621      | \$621      |
| 2, 6   | Guest Low Back Two Seat Top w/Half Center Arm     | 2    | GC3623TOP  | 25 x 42 x 19           | 3.25 | 300       | 68       | 43      | \$2896     | \$5792     |
| 3, 7   | Seat to Table Center Linking Frame w/Left Armcap  | 2    | GC3622TLA  | 27 x 2.5 x 26.5        | --   | 125       | 10       | 1.4     | \$677      | \$1354     |
| 4      | Right Corner Table                                | 1    | GC3671R-HP | 33 x 33 x 17           | --   | 125       | 45       | 6       | \$1586     | \$1586     |
| 5, 9   | Seat to Table Center Linking Frame w/Right Armcap | 2    | GC3622TRA  | 27 x 2.5 x 26.5        | --   | 125       | 10       | 1.4     | \$677      | \$1354     |
| 8      | Narrow Center Table                               | 1    | GC3673-HP  | 23.87 x 12 x 5.5       | --   | 100       | 18       | 2.1     | \$867      | \$867      |
| 10, 12 | Bariatric Top, Guest Low Back                     | 2    | GC3637TOP  | 25 x 30 x 19           | 2.5  | 250       | 53       | 26.5    | \$1826     | \$3652     |
| 11     | Seat to Seat Center Linking Frame w/Narrow Armcap | 1    | GC3622LA   | 27 x 2.5 x 26.5        | --   | 125       | 10       | 1.4     | \$693      | \$693      |
| 13     | Left End Frame with Left Armcap                   | 1    | GC3620LA   | 27 x 2.5 x 26.5        | --   | 125       | 10       | 1.4     | \$621      | \$621      |

## PACKAGE TOTAL

\$16,540

(\*Please Note: List Prices shown are for the standard Grade 2 vinyl/standard finishes.)

## PACKAGE 2 - Primacare HT



Always call out components as if seated in the chairs.

| Item         | Description                                       | Qty. | Model #    | Dimensions (D x W x H) | Ydg. | Fr. Class | Wt. Lbs. | Cu. Ft. | List Price | Ext. Price |
|--------------|---|------|------------|------------------------|------|-----------|----------|---------|------------|------------|
| 1            | Narrow Right End Table                            | 1    | GC3675R-HP | 23.87 x 12 x 17        | --   | 100       | 18       | 2.1     | \$1295     | \$1295     |
| 2, 6, 10, 14 | Seat to Table Center Linking Frame w/Right Armcap | 4    | GC3622TRA  | 27 x 2.5 x 26.5        | --   | 125       | 10       | 1.4     | \$677      | \$2708     |
| 3, 15        | Guest Low Back Bariatric Top                      | 2    | GC3637TOP  | 25 x 30 x 19           | 2.5  | 250       | 53       | 26.5    | \$1826     | \$3652     |
| 4, 8, 12, 16 | Seat to Table Center Linking Frame w/Left Armcap  | 4    | GC3622TLA  | 27 x 2.5 x 26.5        | --   | 125       | 10       | 1.4     | \$677      | \$2708     |
| 5            | Right Corner Table                                | 1    | GC3671R-HP | 33 x 33 x 17           | --   | 125       | 45       | 6       | \$1586     | \$1586     |
| 7, 11        | Guest Low Back Two Seat Top w/Half Center Arm     | 2    | GC3623TOP  | 25 x 42 x 19           | 3.25 | 300       | 68       | 43      | \$2896     | \$5792     |
| 9            | Regular Center Table                              | 1    | GC3672-HP  | 23.87 x 20.25 x 5.5    | --   | 150       | 20       | 3.4     | \$892      | \$892      |
| 13           | Left Corner Table                                 | 1    | GC3671L-HP | 33 x 33 x 17           | --   | 100       | 54       | 6       | \$1586     | \$1586     |
| 17           | Narrow Left End Table                             | 1    | GC3675L-HP | 23.87 x 12 x 17        | --   | 100       | 18       | 2.1     | \$1295     | \$1295     |

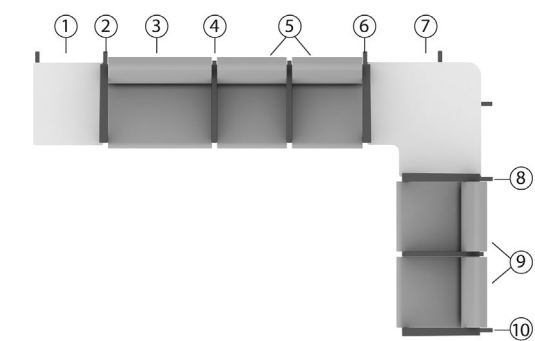
## PACKAGE TOTAL

\$21,514

(\*Please Note: List Prices shown are for the standard Grade 2 vinyl/standard finishes.)









































PACKAGE 3 - Primacare Wood



Always call out components as if seated in the chairs.





| Item  | Description                                       | Qty. | Model #     | Dimensions (D x W x H) | Ydg. | Fr't. Class | Wt. Lbs. | Cu. Ft. | List Price | Ext. Price |
|---|---|------|-------------|------------------------|------|-------------|----------|---------|------------|------------|
| 1   | Right End Run Table                               | 1    | GC3674WR-HP | 23.87 x 20.25 x 17     | --   | 150         | 19       | 3.4     | \$1231     | \$1231     |
| 2, 8  | Seat to Table Center Linking Frame w/Right Armcap | 2    | GC3622WTRA  | 27 x 2.5 x 26.5        | --   | 150         | 8        | 1.4     | \$498      | \$996      |
| 3   | Guest Low Back Bariatric Top                      | 1    | GC3637TOP   | 25 x 30 x 19           | 2.5  | 250         | 53       | 26.5    | \$1826     | \$1826     |
| 4   | Seat to Seat Center Linking Frame w/Narrow Armcap | 1    | GC3622WLA   | 27 x 2.5 x 26.5        | --   | 150         | 8        | 1.4     | \$460      | \$460      |
| 5, 9  | Guest Low Back Two Seat Top w/Half Center Arm     | 2    | GC3623WTOP  | 25 x 42 x 19           | 3.25 | 300         | 68       | 43      | \$2576     | \$5152     |
| 6   | Seat to Table Center Linking Frame w/Left Armcap  | 1    | GC3622WTLA  | 27 x 2.5 x 26.5        | --   | 150         | 8        | 1.4     | \$498      | \$498      |
| 7   | Left Corner Table                                 | 1    | GC3671WL-HP | 33 x 33 x 17           | --   | 100         | 54       | 6       | \$1502     | \$1502     |
| 10  | Left End Frame w/Left Armcap                      | 1    | GC3620WLA   | 23 x 2 x 26            | --   | 125         | 10       | 1.4     | \$445      | \$445      |
| PACKAGE TOTAL   |   |      |             |                        |      |             |          |         |            | \$12,110   |
| (*Please Note: List Prices shown are for the standard Grade 2 vinyl/standard finishes.) |   |      |             |                        |      |             |          |         |            |            |

| MODULAR<br>TOP UNITS | SINGLE SEAT    BARIATRIC  |   | TWO SEATER,<br>NO CENTER ARM  | TWO SEATER,<br>CENTER ARM   |  | THREE SEATER,<br>NO CENTER ARMS   | THREE SEATER,<br>TWO ARMS   |   |
|----------------------|---|---|---|---|--|---|---|---|
|                      | medium back   |   | medium back   | medium back   | high back  | medium back   | medium back   | high back   |
| Guest<br>seating     | GC3620TOP   | GC3637TOP   | GC3621TOP   | GC3623TOP<br>GC3623WTOP   | GC3623HB-TOP<br>GC3623WHB-TOP  | GC3624TOP   | GC3626TOP<br>GC3626WTOP   | GC3626HB-TOP<br>GC3626WHB-TOP   |
|                      |  |  |  |  |  |  |  |  |
| Patient<br>seating   | medium back   |   |   | GC3623CATOP   | GC3623HBCA-TOP   |   | GC3626CATOP   | GC3626HBCA-TOP  |
|                      | GC3631TOP   | GC3638TOP   |   |  |  |   |  |  |



| LEG / ARM<br>FRAMES                   | Wood frame: Must select armcap<br>Metal frame: Standard with Black SSU armcap (see notes for wood and SSU finish options) |   |   |   |   |   |   |   |   |   |
|---------------------------------------|---|---|---|---|---|---|---|---|---|---|
|                                       | LEFT, OPEN  |   | RIGHT, OPEN   |   | LEFT, CLOSED  |   | RIGHT, CLOSED   |   | LEFT, CLOSED<br>LAMINATE PANEL  | RIGHT, CLOSED<br>LAMINATE PANEL   |
| Metal (HT)<br>End                     | GC3620LA  | GC3620LAM   | GC3620RA  | GC3620RAM   | GC3620LCA   | GC3620LCAM  | GC3620RCA   | GC3620RCAM  | GC3620LCAL  | GC3620RCAL  |
|                                       |    |  |    |  |    |  |    |  |    |    |
| Wood<br>End                           | GC3620WLA   | GC3620WLAM  | GC3620WRA   | GC3620WRAM  |   |   |   |   |   |   |
|                                       |    |  |    |  |   |   |   |   |   |   |
| Metal (HT)<br>Center                  | GC3622LA  |   |   |   | GC3622LCA   |   |   |   | GC3622LCAL  |   |
|                                       |                                        |   |   |   |  |   |   |   |  |   |
| Wood<br>Center                        | GC3622WLA   |   |   |   |   |   |   |   |   |   |
|                                       |                                        |   |   |   |   |   |   |   |   |   |
| Metal (HT)<br>Center table<br>linking | GC3622TLA   |   | GC3622TRA   |   | GC3622TLCA  |   | GC3622TRCA  |   | GC3622TLCAL   | GC3622TRCAL   |
|                                       |                                        |   |  |   |  |   |  |   |  |  |
| Wood<br>Center table<br>linking       | GC3622WTLA  |   | GC3622WTRA  |   |   |   |   |   |   |   |
|                                       |                                        |   |  |   |   |   |   |   |   |   |

For frame with power/USB module\*,  
refer to models ending in "M"

#### End Frame: Armless













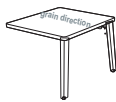
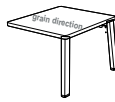

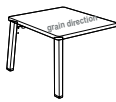








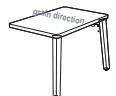
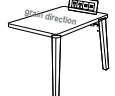


| Metal<br>End | LEFT  | RIGHT   |
|--------------|---|---|
|              | GC3620LNA   | GC3620RNA   |
|              |  |  |
| Wood<br>End  | LEFT  | RIGHT   |
|              | GC3620WLNA  | GC3620WRNA  |
|              |  |  |

#### Central Linking Frame: Armless






| Metal | CENTER  |
|-------|---|
|       | GC3622LNA   |
|       |  |
| Wood  | CENTER  |
|       | GC3622WLNA  |
|       |  |

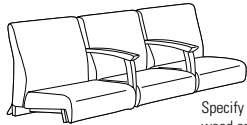
(Center = link both sides)

\*Power module includes two power outlets, four USB charging ports and a 6 foot long power cord. Available in Black or White (must be specified at time of order). Power module is mounted on the frame below seat support rail.

| DESCRIPTION   | MODEL#   |   | STANDARD FABRIC GRADES   |   |
|---|--|---|--|---|
| MODULAR TABLES  |  |   |  |   |
| Tables include legs to support table top (except for center tables). All tables have a metal frame. |  |   |  |   |
|   | LEFT   |   | RIGHT  |   |
| <b>Corner</b><br>(high pressure laminate top with <b>metal legs</b> )                               | GC3671L-HP<br>    | GC3671LM-HP<br>    | GC3671R-HP<br>    | GC3671RM-HP<br>    |
| <b>Corner</b><br>(high pressure laminate top with <b>wood legs</b> )                                | GC3671WL-HP<br>   | GC3671WLM-HP<br>   | GC3671WR-HP<br>   | GC3671WRM-HP<br>   |
| <b>Center</b><br>(high pressure laminate top, connects to metal or wood frame)                      | GC3672-HP<br>     | GC3672M-HP<br>     | <b>For table with power/USB module*, refer to models ending in "M"</b>                             |   |
| <b>Narrow Center</b><br>(high pressure laminate top, connects to metal or wood frame)               | GC3673-HP<br>     | GC3673M-HP<br>     |  |   |
| <b>End</b><br>(high pressure laminate top with <b>metal legs</b> )                                  | GC3674L-HP<br>   | GC3674LM-HP<br>   | GC3674R-HP<br>   | GC3674RM-HP<br>   |
| <b>End</b><br>(high pressure laminate top with <b>wood legs</b> )                                   | GC3674WL-HP<br> | GC3674WLM-HP<br> | GC3674WR-HP<br> | GC3674WRM-HP<br> |
| <b>Narrow End</b><br>(high pressure laminate top with <b>metal legs</b> )                           | GC3675L-HP<br>  | GC3675LM-HP<br>  | GC3675R-HP<br>  | GC3675RM-HP<br>  |
| <b>Narrow End</b><br>(high pressure laminate top with <b>wood legs</b> )                            | GC3675WL-HP<br> | GC3675WLM-HP<br> | GC3675WR-HP<br> | GC3675WRM-HP<br> |

\*Power module includes two power outlets, four USB charging ports and a 6 foot long power cord. Available in Black or White (must be specified at time of order). Power module is mounted **on surface** on narrow tables; mounted **in surface** on larger tables (as shown above).

| DESCRIPTION   | MODEL#               | STANDARD FABRIC GRADES   |        |        |                 |        |        |                 |        |        |        |        |        |
|---|----------------------|--|--------|--------|-----------------|--------|--------|-----------------|--------|--------|--------|--------|--------|
|    |                      | COM  | 2      | 3      | 4               | 5      | 6      | 7               | 8      | 9      | 10     | 11     | 12     |
|   | GC3620TOP            | \$1086   | \$1147 | \$1202 | \$1279          | \$1388 | \$1428 | \$1525          | \$1707 | \$1795 | \$1963 | \$2193 | \$2477 |
|   |                      |  |        |        |                 |        |        |                 |        |        |        |        |        |
|   |                      |  |        |        |                 |        |        |                 |        |        |        |        |        |
| <b>LB Guest Single Seat Top</b><br>COM Yardage: 1.75<br>Freight Class: 250<br>Product Weight (lbs.): 36<br>Cubic Feet Per Carton: 10                  |                      | OVERALL DIMENSIONS   |        |        | SEAT DIMENSIONS |        |        | BACK DIMENSIONS |        |        |        |        |        |
|   |                      | W  | D      | H      | W               | D      | H      | W               | H      |        |        |        |        |
|   |                      | 20.5   | 25     | 19     | 20.5            | 17.5   | --     | 20.5            | 15     |        |        |        |        |
|   |                      | Single frame guest top unit with<br>1 low back cushion and 1 seat cushion.<br><b>Must be connected to a full arm/leg frame.</b>  |        |        |                 |        |        |                 |        |        |        |        |        |
|    |                      | COM  | 2      | 3      | 4               | 5      | 6      | 7               | 8      | 9      | 10     | 11     | 12     |
|   | GC3621TOP            | \$2407   | \$2523 | \$2623 | \$2768          | \$2969 | \$3045 | \$3223          | \$3555 | \$3720 | \$4030 | \$4463 | \$4993 |
|   |                      |  |        |        |                 |        |        |                 |        |        |        |        |        |
|   |                      |  |        |        |                 |        |        |                 |        |        |        |        |        |
| <b>LB Guest Two Seat Top, No Center Arm</b><br>COM Yardage: 3.25<br>Freight Class: 300<br>Product Weight (lbs.): 72<br>Cubic Feet Per Carton: 43      |                      | OVERALL DIMENSIONS   |        |        | SEAT DIMENSIONS |        |        | BACK DIMENSIONS |        |        |        |        |        |
|   |                      | W  | D      | H      | W               | D      | H      | W               | H      |        |        |        |        |
|   |                      | 40   | 25     | 19     | 40              | 17.5   | --     | 40              | 15     |        |        |        |        |
|   |                      | Double frame guest top unit with<br>2 low back cushions and 2 seat cushions.<br><b>Must be connected to a full arm/leg frame.</b>  |        |        |                 |        |        |                 |        |        |        |        |        |
|   |                      | COM  | 2      | 3      | 4               | 5      | 6      | 7               | 8      | 9      | 10     | 11     | 12     |
|   | GC3624TOP            | \$3663   | \$3814 | \$3940 | \$4127          | \$4392 | \$4492 | \$4723          | \$5158 | \$5377 | \$5782 | \$6344 | \$7038 |
|   |                      |  |        |        |                 |        |        |                 |        |        |        |        |        |
|   |                      |  |        |        |                 |        |        |                 |        |        |        |        |        |
| <b>LB Guest Three Seat Top, No Center Arm</b><br>COM Yardage: 4.25<br>Freight Class: 300<br>Product Weight (lbs.): 82<br>Cubic Feet Per Carton: 65.25 |                      | OVERALL DIMENSIONS   |        |        | SEAT DIMENSIONS |        |        | BACK DIMENSIONS |        |        |        |        |        |
|   |                      | W  | D      | H      | W               | D      | H      | W               | H      |        |        |        |        |
|   |                      | 60   | 25     | 19     | 60              | 17.5   | --     | 60              | 15     |        |        |        |        |
|   |                      | Triple frame guest top unit with<br>3 low back cushions and 3 seat cushions.<br><b>Must be connected to a full arm/leg frame.</b>  |        |        |                 |        |        |                 |        |        |        |        |        |
|  <div>Specify armcap:<br/>wood or Urethane.</div>                  |                      | COM  | 2      | 3      | 4               | 5      | 6      | 7               | 8      | 9      | 10     | 11     | 12     |
|   | GC3623TOP<br>Metal   | \$2779   | \$2896 | \$2995 | \$3141          | \$3342 | \$3418 | \$3596          | \$3928 | \$4093 | \$4403 | \$4836 | \$5366 |
|   | GC3623WTOP<br>Wood   | \$2459   | \$2576 | \$2674 | \$2821          | \$3022 | \$3098 | \$3276          | \$3608 | \$3773 | \$4082 | \$4513 | \$5043 |
|   |                      |  |        |        |                 |        |        |                 |        |        |        |        |        |
| <b>LB Guest Two Seat Top, Open Center Arm</b><br>COM Yardage: 3.25<br>Freight Class: 300<br>Product Weight (lbs.): 68<br>Cubic Feet Per Carton: 43    |                      | OVERALL DIMENSIONS   |        |        | SEAT DIMENSIONS |        |        | BACK DIMENSIONS |        |        |        |        |        |
|   |                      | W  | D      | H      | W               | D      | H      | W               | H      |        |        |        |        |
|   |                      | 42   | 25     | 19     | 20.5            | 17.5   | --     | 20.5            | 15     |        |        |        |        |
|   |                      | Double low back frame guest top,<br>2 back and 2 seat cushions.<br>Urethane armcap option - <b>Add \$56 list upcharge</b><br><b>Must be connected to a full arm/leg frame.</b> |        |        |                 |        |        |                 |        |        |        |        |        |
|  <div>Specify armcap:<br/>wood or Urethane.</div>                  |                      | COM  | 2      | 3      | 4               | 5      | 6      | 7               | 8      | 9      | 10     | 11     | 12     |
|   | GC3623CATOP<br>Metal | \$2931   | \$3056 | \$3164 | \$3316          | \$3534 | \$3618 | \$3809          | \$4166 | \$4347 | \$4679 | \$5142 | \$5712 |
|   |                      |  |        |        |                 |        |        |                 |        |        |        |        |        |
|   |                      |  |        |        |                 |        |        |                 |        |        |        |        |        |
| <b>LB Guest Two Seat Top, Closed Center Arm</b><br>COM Yardage: 3.5<br>Freight Class: 300<br>Product Weight (lbs.): 74<br>Cubic Feet Per Carton: 43   |                      | OVERALL DIMENSIONS   |        |        | SEAT DIMENSIONS |        |        | BACK DIMENSIONS |        |        |        |        |        |
|   |                      | W  | D      | H      | W               | D      | H      | W               | H      |        |        |        |        |
|   |                      | 42   | 25     | 19     | 20.5            | 17.5   | --     | 20.5            | 15     |        |        |        |        |
|   |                      | Double low back frame guest top,<br>2 back and 2 seat cushions.<br>Urethane armcap option - <b>Add \$56 list upcharge</b><br><b>Must be connected to a full arm/leg frame.</b> |        |        |                 |        |        |                 |        |        |        |        |        |



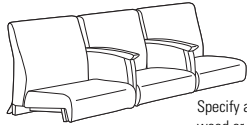
Specify armcap:  
wood or Urethane.

LB Guest Three Seat Top, Open Center Arms

COM Yardage: 4.75  
Freight Class: 300  
Product Weight (lbs.): 77  
Cubic Feet Per Carton: 65.25

| MODEL#     | STANDARD FABRIC GRADES |        |        |                 |        |        |                 |        |        |        |        |        |
|------------|------------------------|--------|--------|-----------------|--------|--------|-----------------|--------|--------|--------|--------|--------|
|            | COM                    | 2      | 3      | 4               | 5      | 6      | 7               | 8      | 9      | 10     | 11     | 12     |
| GC3626TOP  | \$4412                 | \$4582 | \$4725 | \$4936          | \$5230 | \$5342 | \$5600          | \$6087 | \$6330 | \$6783 | \$7412 | \$8190 |
| Metal      |                        |        |        |                 |        |        |                 |        |        |        |        |        |
| GC3626WTOP | \$3814                 | \$3985 | \$4128 | \$4339          | \$4633 | \$4745 | \$5003          | \$5490 | \$5733 | \$6185 | \$6814 | \$7588 |
| Wood       |                        |        |        |                 |        |        |                 |        |        |        |        |        |
|            | OVERALL DIMENSIONS     |        |        | SEAT DIMENSIONS |        |        | BACK DIMENSIONS |        |        |        |        |        |
|            | W                      | D      | H      |                 | W      | D      | H               |        | W      | H      |        |        |

Triple low back frame guest top,  
3 back and 3 seat cushions.  
Due to the size and weight, this top requires at least 3 installers.  
Urethane armcap option - **Add \$110 list upcharge**  
**Must be connected to a full arm/leg frame.**




Specify armcap:  
wood or Urethane.

LB Guest Three Seat Top, Closed Center Arms

COM Yardage: 5.5  
Freight Class: 300  
Product Weight (lbs.): 83  
Cubic Feet Per Carton: 65.25

|             | COM                | 2      | 3      | 4      | 5               | 6      | 7      | 8               | 9      | 10     | 11     | 12     |
|-------------|--------------------|--------|--------|--------|-----------------|--------|--------|-----------------|--------|--------|--------|--------|
| GC3626CATOP | \$4709             | \$4908 | \$5075 | \$5317 | \$5659          | \$5786 | \$6088 | \$6650          | \$6933 | \$7455 | \$8183 | \$9081 |
| Metal       |                    |        |        |        |                 |        |        |                 |        |        |        |        |
|             | OVERALL DIMENSIONS |        |        |        | SEAT DIMENSIONS |        |        | BACK DIMENSIONS |        |        |        |        |
|             | W                  |        | D      | H      | W               |        | D      | H               | W      |        | H      |        |

Triple low back frame guest top,  
3 back and 3 seat cushions.  
Due to the size and weight, this top requires at least 3 installers.  
Urethane armcap option - **Add \$110 list upcharge**  
**Must be connected to a full arm/leg frame.**



MB Patient Top

COM Yardage: 1.75  
Freight Class: 150  
Product Weight (lbs.): 42  
Cubic Feet Per Carton: 10

|           | COM                | 2      | 3      | 4               | 5      | 6      | 7               | 8      | 9      | 10     | 11     | 12     |
|-----------|--------------------|--------|--------|-----------------|--------|--------|-----------------|--------|--------|--------|--------|--------|
| GC3631TOP | \$1146             | \$1207 | \$1262 | \$1339          | \$1448 | \$1488 | \$1585          | \$1767 | \$1855 | \$2023 | \$2253 | \$2537 |
|           |                    |        |        |                 |        |        |                 |        |        |        |        |        |
|           | OVERALL DIMENSIONS |        |        | SEAT DIMENSIONS |        |        | BACK DIMENSIONS |        |        |        |        |        |
|           | W                  |        | D      | H               | W      |        | D               | H      | W      |        | H      |        |

Single mid back frame patient top,  
with 1 back and 1 seat cushion.  
**Must be connected to a full arm/leg frame.**



LB Bariatric Guest Top

COM Yardage: 2.5  
Freight Class: 250  
Product Weight (lbs.): 53  
Cubic Feet Per Carton: 26.5

|           | COM                | 2      | 3      | 4      | 5               | 6      | 7      | 8               | 9      | 10     | 11     | 12     |
|-----------|--------------------|--------|--------|--------|-----------------|--------|--------|-----------------|--------|--------|--------|--------|
| GC3637TOP | \$1738             | \$1826 | \$1904 | \$2015 | \$2168          | \$2230 | \$2365 | \$2621          | \$2749 | \$2987 | \$3318 | \$3727 |
|           |                    |        |        |        |                 |        |        |                 |        |        |        |        |
|           | OVERALL DIMENSIONS |        |        |        | SEAT DIMENSIONS |        |        | BACK DIMENSIONS |        |        |        |        |
|           | W                  |        | D      | H      | W               |        | D      | H               | W      |        | H      |        |

Single low back frame bariatric guest top,  
with 1 back and 1 seat cushion.  
**Must be connected to a full arm/leg frame.**

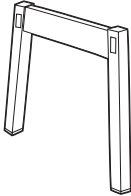
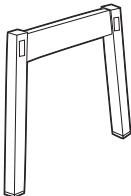


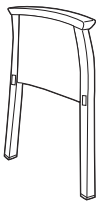


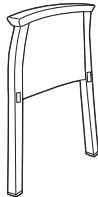
MB Bariatric Patient Top

COM Yardage: 2.75  
Freight Class: 250  
Product Weight (lbs.): 62  
Cubic Feet Per Carton: 30.5

|           | COM                | 2      | 3      | 4      | 5               | 6      | 7      | 8               | 9      | 10     | 11     | 12     |
|-----------|--------------------|--------|--------|--------|-----------------|--------|--------|-----------------|--------|--------|--------|--------|
| GC3638TOP | \$1852             | \$1949 | \$2034 | \$2156 | \$2326          | \$2389 | \$2541 | \$2824          | \$2964 | \$3225 | \$3591 | \$4037 |
|           |                    |        |        |        |                 |        |        |                 |        |        |        |        |
|           | OVERALL DIMENSIONS |        |        |        | SEAT DIMENSIONS |        |        | BACK DIMENSIONS |        |        |        |        |
|           | W                  |        | D      | H      | W               |        | D      | H               | W      |        | H      |        |

Single mid back frame bariatric patient top,  
with 1 back and 1 seat cushion.  
**Must be connected to a full arm/leg frame.**

| DESCRIPTION   | MODEL#  | STANDARD FABRIC GRADES |        |        |                 |        |        |                 |        |        |        |        |        |  |
|---|---|------------------------|--------|--------|-----------------|--------|--------|-----------------|--------|--------|--------|--------|--------|--|
|    |   | List Price             |        |        |                 |        |        |                 |        |        |        |        |        |  |
|   | GC3620LNA   | \$516                  |        |        |                 |        |        |                 |        |        |        |        |        |  |
|   | Metal   |                        |        |        |                 |        |        |                 |        |        |        |        |        |  |
|   | GC3620WLNA  | \$276                  |        |        |                 |        |        |                 |        |        |        |        |        |  |
|   | Wood  |                        |        |        |                 |        |        |                 |        |        |        |        |        |  |
|   |   | OVERALL DIMENSIONS     |        |        | SEAT DIMENSIONS |        |        | BACK DIMENSIONS |        |        |        |        |        |  |
|   |   | W                      | D      | H      | W               | D      | H      | W               | H      |        |        |        |        |  |
|   | For use in <b>left</b> side finished position of guest and/or patient seating units.  | 1.25                   | 24.25  | 16     |                 |        |        |                 |        |        |        |        |        |  |
|   | Does not allow linking to other units or tables.  |                        |        |        |                 |        |        |                 |        |        |        |        |        |  |
|   |   |                        |        |        |                 |        |        |                 |        |        |        |        |        |  |
|    |   | List Price             |        |        |                 |        |        |                 |        |        |        |        |        |  |
|   | GC3620RNA   | \$516                  |        |        |                 |        |        |                 |        |        |        |        |        |  |
|   | Metal   |                        |        |        |                 |        |        |                 |        |        |        |        |        |  |
|   | GC3620WRNA  | \$276                  |        |        |                 |        |        |                 |        |        |        |        |        |  |
|   | Wood  |                        |        |        |                 |        |        |                 |        |        |        |        |        |  |
|   |   | OVERALL DIMENSIONS     |        |        | SEAT DIMENSIONS |        |        | BACK DIMENSIONS |        |        |        |        |        |  |
|   |   | W                      | D      | H      | W               | D      | H      | W               | H      |        |        |        |        |  |
|   | For use in <b>right</b> side finished position of guest and/or patient seating units.   | 1.25                   | 24.25  | 16     |                 |        |        |                 |        |        |        |        |        |  |
|   | Does not allow linking to other units or tables.  |                        |        |        |                 |        |        |                 |        |        |        |        |        |  |
|   |   |                        |        |        |                 |        |        |                 |        |        |        |        |        |  |
|   |   | List Price             |        |        |                 |        |        |                 |        |        |        |        |        |  |
|   | GC3620LA  | \$621                  |        |        |                 |        |        |                 |        |        |        |        |        |  |
|   | GC3620LAM (w/power)   | \$2008                 |        |        |                 |        |        |                 |        |        |        |        |        |  |
|   | GC3620WLA   | \$445                  |        |        |                 |        |        |                 |        |        |        |        |        |  |
|   | GC3620WLAM (w/power)  | \$1800                 |        |        |                 |        |        |                 |        |        |        |        |        |  |
|   | Specify armcap:<br>wood or Urethane.  | OVERALL DIMENSIONS     |        |        | SEAT DIMENSIONS |        |        | BACK DIMENSIONS |        |        |        |        |        |  |
|   |   | W                      | D      | H      | W               | D      | H      | W               | H      |        |        |        |        |  |
|   | For use in <b>left</b> side finished position of guest and/or patient seating units.<br>• Models GC3620LAM and GC3620WLAM have <b>power/USB</b> module (not shown).<br><b>Does not allow linking to other units or tables.</b><br>Urethane armcap option - <b>Add \$56 list upcharge</b>  | 2.5                    | 27     | 26.5   |                 |        |        |                 |        |        |        |        |        |  |
|   |   |                        |        |        |                 |        |        |                 |        |        |        |        |        |  |
|   |   |                        |        |        |                 |        |        |                 |        |        |        |        |        |  |
|  |   | List Price             |        |        |                 |        |        |                 |        |        |        |        |        |  |
|   | GC3620RA (Metal)  | \$621                  |        |        |                 |        |        |                 |        |        |        |        |        |  |
|   | GC3620RAM (w/power)   | \$2008                 |        |        |                 |        |        |                 |        |        |        |        |        |  |
|   | GC3620WRA (Wood)  | \$445                  |        |        |                 |        |        |                 |        |        |        |        |        |  |
|   | GC3620WRAM (w/power)  | \$1800                 |        |        |                 |        |        |                 |        |        |        |        |        |  |
|   | Specify armcap:<br>wood or Urethane.  | OVERALL DIMENSIONS     |        |        | SEAT DIMENSIONS |        |        | BACK DIMENSIONS |        |        |        |        |        |  |
|   |   | W                      | D      | H      | W               | D      | H      | W               | H      |        |        |        |        |  |
|   | For use in <b>right</b> side finished position of guest and/or patient seating units.<br>• Models GC3620RAM and GC3620WRAM have <b>power/USB</b> module (not shown).<br><b>Does not allow linking to other units or tables.</b><br>Urethane armcap option - <b>Add \$56 list upcharge</b> | 2.5                    | 27     | 26.5   |                 |        |        |                 |        |        |        |        |        |  |
|   |   |                        |        |        |                 |        |        |                 |        |        |        |        |        |  |
|   |   |                        |        |        |                 |        |        |                 |        |        |        |        |        |  |
|  |   | COM                    | 2      | 3      | 4               | 5      | 6      | 7               | 8      | 9      | 10     | 11     | 12     |  |
|   | GC3620LCA (Metal)   | \$764                  | \$786  | \$809  | \$837           | \$877  | \$894  | \$926           | \$995  | \$1027 | \$1091 | \$1178 | \$1178 |  |
|   | GC3620LCAM (w/power)  | \$2176                 | \$2197 | \$2220 | \$2248          | \$2289 | \$2307 | \$2345          | \$2404 | \$2448 | \$2498 | \$2601 | \$2710 |  |
|   |   |                        |        |        |                 |        |        |                 |        |        |        |        |        |  |
|   | Specify armcap:<br>wood or Urethane.  | OVERALL DIMENSIONS     |        |        | SEAT DIMENSIONS |        |        | BACK DIMENSIONS |        |        |        |        |        |  |
|   |   | W                      | D      | H      | W               | D      | H      | W               | H      |        |        |        |        |  |
|   | For use in <b>left</b> side finished position of guest and/or patient seating units.<br>• Model GC3620LCAM has <b>power/USB</b> module (not shown).<br><b>Does not allow linking to other units or tables.</b><br>Urethane armcap option - <b>Add \$56 list upcharge</b>                  | 2.5                    | 27     | 26.5   |                 |        |        |                 |        |        |        |        |        |  |
|   |   |                        |        |        |                 |        |        |                 |        |        |        |        |        |  |



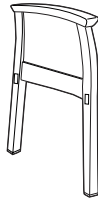
**Right End Frame, Closed Arm**  
COM Yardage: 0.65  
Freight Class: 92.5  
Product Weight (lbs.): 15  
Cubic Feet Per Carton: 1.4

Specify armcap:  
wood or Urethane.

For use in **right** side finished position  
of guest and/or patient seating units.  
• Model GC3620RCAM has **power/USB** module (not shown)  
**Does not allow linking to other units or tables.**  
Urethane armcap option - **Add \$56 list upcharge**

| OVERALL DIMENSIONS |   |   | SEAT DIMENSIONS |   |   | BACK DIMENSIONS |   |  |
|--------------------|---|---|-----------------|---|---|-----------------|---|--|
| W                  | D | H | W               | D | H | W               | H |  |

2.5 27 26.5



**Left End Frame, Closed Arm, Laminate Panel**  
COM Yardage: --  
Freight Class: 85  
Product Weight (lbs.): 18  
Cubic Feet Per Carton: 1.4

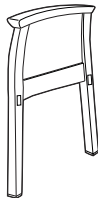
Specify armcap:  
wood or Urethane.

For use in **left** side finished position  
of guest and/or patient seating units.

**Does not allow linking to other units or tables.**  
Urethane armcap option - **Add \$56 list upcharge**

| OVERALL DIMENSIONS |   |   | SEAT DIMENSIONS |   |   | BACK DIMENSIONS |   |  |
|--------------------|---|---|-----------------|---|---|-----------------|---|--|
| W                  | D | H | W               | D | H | W               | H |  |

2.5 27 26.5



**Right End Frame, Closed Arm, Laminate Panel**  
COM Yardage: --  
Freight Class: 85  
Product Weight (lbs.): 18  
Cubic Feet Per Carton: 1.4

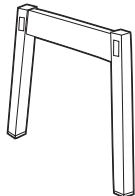
Specify armcap:  
wood or Urethane.

For use in **left** side finished position  
of guest and/or patient seating units.

**Does not allow linking to other units or tables.**  
Urethane armcap option - **Add \$56 list upcharge**

| OVERALL DIMENSIONS |   |   | SEAT DIMENSIONS |   |   | BACK DIMENSIONS |   |  |
|--------------------|---|---|-----------------|---|---|-----------------|---|--|
| W                  | D | H | W               | D | H | W               | H |  |

2.5 27 26.5



**Seat to Seat Central Linking Frame, Armless**  
COM Yardage: --  
Freight Class: 150  
Product Weight (lbs.): Metal: 5 / Wood: 4  
Cubic Feet Per Carton: 1.2

For **linking** guest and/or patient top seating units.

**Does not allow linking to other units or tables.**

| OVERALL DIMENSIONS |   |   | SEAT DIMENSIONS |   |   | BACK DIMENSIONS |   |  |
|--------------------|---|---|-----------------|---|---|-----------------|---|--|
| W                  | D | H | W               | D | H | W               | H |  |

1.25 24.25 16



**Center Frame, Open Arm**  
COM Yardage: --  
Freight Class: 125  
Product Weight (lbs.) Metal: 10 / Wood: 8  
Cubic Feet Per Carton: 1.4

Specify armcap:  
wood or Urethane.

For **linking** guest and/or patient top seating units.






Urethane armcap option - **Add \$56 list upcharge**



| OVERALL DIMENSIONS |   |   | SEAT DIMENSIONS |   |   | BACK DIMENSIONS |   |  |
|--------------------|---|---|-----------------|---|---|-----------------|---|--|
| W                  | D | H | W               | D | H | W               | H |  |

2.5 27 26.5

</



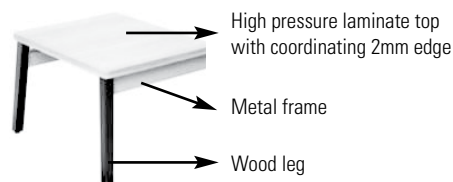
| DESCRIPTION   |  | MODEL#  | STANDARD FABRIC GRADES |   |   |                 |   |   |                 |   |  |
|---|--|---|------------------------|---|---|-----------------|---|---|-----------------|---|--|
|    |  |   | List Price             |   |   |                 |   |   |                 |   |  |
|   |  | GC3616SSULACAP  | \$187                  |   |   |                 |   |   |                 |   |  |
|   |  | Urethane  |                        |   |   |                 |   |   |                 |   |  |
|   |  | GC3616WLACAP  | \$223                  |   |   |                 |   |   |                 |   |  |
|   |  | Wood  |                        |   |   |                 |   |   |                 |   |  |
|   |  |   | OVERALL DIMENSIONS     |   |   | SEAT DIMENSIONS |   |   | BACK DIMENSIONS |   |  |
|   |  |   | W                      | D | H | W               | D | H | W               | H |  |
|   |  |   | 0                      | 0 | 0 |                 |   |   |                 |   |  |
| <b>Dining Armcap, Left</b>  |  |   |                        |   |   |                 |   |   |                 |   |  |
| COM Yardage: --   |  |   |                        |   |   |                 |   |   |                 |   |  |
| Freight Class: 250  |  |   |                        |   |   |                 |   |   |                 |   |  |
| Product Weight (lbs.) Urethane: 2 / Wood: 1.5                                       |  | Armcap with hardware for dining top seating units.        |                        |   |   |                 |   |   |                 |   |  |
| Cubic Feet Per Carton: 0.6  |  | For field replacement only.                               |                        |   |   |                 |   |   |                 |   |  |
|    |  |   | List Price             |   |   |                 |   |   |                 |   |  |
|   |  | GC3616SSURACAP  | \$187                  |   |   |                 |   |   |                 |   |  |
|   |  | Urethane  |                        |   |   |                 |   |   |                 |   |  |
|   |  | GC3616WRACAP  | \$223                  |   |   |                 |   |   |                 |   |  |
|   |  | Wood  |                        |   |   |                 |   |   |                 |   |  |
|   |  |   | OVERALL DIMENSIONS     |   |   | SEAT DIMENSIONS |   |   | BACK DIMENSIONS |   |  |
|   |  |   | W                      | D | H | W               | D | H | W               | H |  |
|   |  |   | 0                      | 0 | 0 |                 |   |   |                 |   |  |
| <b>Dining Armcap, Right</b>   |  |   |                        |   |   |                 |   |   |                 |   |  |
| COM Yardage: --   |  |   |                        |   |   |                 |   |   |                 |   |  |
| Freight Class: 250  |  |   |                        |   |   |                 |   |   |                 |   |  |
| Product Weight (lbs.) Urethane: 2 / Wood: 1.5                                       |  | Armcap with hardware dining top seating units.            |                        |   |   |                 |   |   |                 |   |  |
| Cubic Feet Per Carton: 0.6  |  | For field replacement only.                               |                        |   |   |                 |   |   |                 |   |  |
|    |  |   | List Price             |   |   |                 |   |   |                 |   |  |
|   |  | GC3620SSULACAP  | \$187                  |   |   |                 |   |   |                 |   |  |
|   |  | Urethane  |                        |   |   |                 |   |   |                 |   |  |
|   |  | GC3620WLACAP  | \$223                  |   |   |                 |   |   |                 |   |  |
|   |  | Wood  |                        |   |   |                 |   |   |                 |   |  |
|   |  |   | OVERALL DIMENSIONS     |   |   | SEAT DIMENSIONS |   |   | BACK DIMENSIONS |   |  |
|   |  |   | W                      | D | H | W               | D | H | W               | H |  |
|   |  |   | 0                      | 0 | 0 |                 |   |   |                 |   |  |
| <b>Guest/Patient Armcap, Left</b>   |  |   |                        |   |   |                 |   |   |                 |   |  |
| COM Yardage: --   |  |   |                        |   |   |                 |   |   |                 |   |  |
| Freight Class: 150  |  |   |                        |   |   |                 |   |   |                 |   |  |
| Product Weight (lbs.) Urethane: 2.5 / Wood: 2                                       |  | Armcap with hardware for guest/patient top seating units. |                        |   |   |                 |   |   |                 |   |  |
| Cubic Feet Per Carton: 0.6  |  | For field replacement only.                               |                        |   |   |                 |   |   |                 |   |  |
|  |  |   | List Price             |   |   |                 |   |   |                 |   |  |
|   |  | GC3620SSURACAP  | \$187                  |   |   |                 |   |   |                 |   |  |
|   |  | Urethane  |                        |   |   |                 |   |   |                 |   |  |
|   |  | GC3620WRACAP  | \$223                  |   |   |                 |   |   |                 |   |  |
|   |  | Wood  |                        |   |   |                 |   |   |                 |   |  |
|   |  |   | OVERALL DIMENSIONS     |   |   | SEAT DIMENSIONS |   |   | BACK DIMENSIONS |   |  |
|   |  |   | W                      | D | H | W               | D | H | W               | H |  |
|   |  |   | 0                      | 0 | 0 |                 |   |   |                 |   |  |
| <b>Guest/Patient Armcap, Right</b>  |  |   |                        |   |   |                 |   |   |                 |   |  |
| COM Yardage: --   |  |   |                        |   |   |                 |   |   |                 |   |  |
| Freight Class: 150  |  |   |                        |   |   |                 |   |   |                 |   |  |
| Product Weight (lbs.) Urethane: 2.5 / Wood: 2                                       |  | Armcap with hardware for guest/patient top seating units. |                        |   |   |                 |   |   |                 |   |  |
| Cubic Feet Per Carton: 0.6  |  | For field replacement only.                               |                        |   |   |                 |   |   |                 |   |  |
|  |  |   | List Price             |   |   |                 |   |   |                 |   |  |
|   |  | GC3622SSULACAP  | \$187                  |   |   |                 |   |   |                 |   |  |
|   |  | (Urethane)  |                        |   |   |                 |   |   |                 |   |  |
|   |  | GC3622WLACAP  | \$223                  |   |   |                 |   |   |                 |   |  |
|   |  | (wood)  |                        |   |   |                 |   |   |                 |   |  |
|   |  |   | OVERALL DIMENSIONS     |   |   | SEAT DIMENSIONS |   |   | BACK DIMENSIONS |   |  |
|   |  |   | W                      | D | H | W               | D | H | W               | H |  |
|   |  |   | 0                      | 0 | 0 |                 |   |   |                 |   |  |
| <b>Narrow Center Armcap</b>   |  |   |                        |   |   |                 |   |   |                 |   |  |
| COM Yardage: --   |  |   |                        |   |   |                 |   |   |                 |   |  |
| Freight Class: 70   |  |   |                        |   |   |                 |   |   |                 |   |  |
| Product Weight (lbs.) Urethane: 1.5 / Wood: 1.5                                     |  | Armcap with hardware for guest/patient top seating units. |                        |   |   |                 |   |   |                 |   |  |
| Cubic Feet Per Carton: 0.6  |  | For field replacement only.                               |                        |   |   |                 |   |   |                 |   |  |

| DESCRIPTION   | MODEL#   | STANDARD FABRIC GRADES |       |     |                 |   |   |                 |   |  |
|---|--|------------------------|-------|-----|-----------------|---|---|-----------------|---|--|
|    |  | List Price             |       |     |                 |   |   |                 |   |  |
|   | GC3641SSULACAP   | \$210                  |       |     |                 |   |   |                 |   |  |
|   | Urethane   |                        |       |     |                 |   |   |                 |   |  |
|   | GC3641WLACAP   | \$264                  |       |     |                 |   |   |                 |   |  |
|   | Wood   |                        |       |     |                 |   |   |                 |   |  |
|    |  | List Price             |       |     |                 |   |   |                 |   |  |
|   | GC3641SSURACAP   | \$210                  |       |     |                 |   |   |                 |   |  |
|   | Urethane   |                        |       |     |                 |   |   |                 |   |  |
|   | GC3641WRACAP   | \$264                  |       |     |                 |   |   |                 |   |  |
|   | Wood   |                        |       |     |                 |   |   |                 |   |  |
| <b>Lounge Armcap, Left</b><br>COM Yardage: --<br>Freight Class: 150<br>Product Weight (lbs.) Urethane: 2.5 / Wood: 2<br>Cubic Feet Per Carton: 0.6  |  | OVERALL DIMENSIONS     |       |     | SEAT DIMENSIONS |   |   | BACK DIMENSIONS |   |  |
|   |  | W                      | D     | H   | W               | D | H | W               | H |  |
|   |  | 3                      | 26.75 | 1.5 |                 |   |   |                 |   |  |
|   | Armcap with hardware for Lounge chair<br>For field replacement only. |                        |       |     |                 |   |   |                 |   |  |
|   |  |                        |       |     |                 |   |   |                 |   |  |
| <b>Lounge Armcap, Right</b><br>COM Yardage: --<br>Freight Class: 150<br>Product Weight (lbs.) Urethane: 2.5 / Wood: 2<br>Cubic Feet Per Carton: 0.6 |  | OVERALL DIMENSIONS     |       |     | SEAT DIMENSIONS |   |   | BACK DIMENSIONS |   |  |
|   |  | W                      | D     | H   | W               | D | H | W               | H |  |
|   |  | 3                      | 26.75 | 1.5 |                 |   |   |                 |   |  |
|   | Armcap with hardware for Lounge chair<br>For field replacement only. |                        |       |     |                 |   |   |                 |   |  |
|   |  |                        |       |     |                 |   |   |                 |   |  |

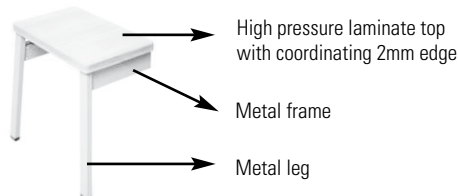
### Modular tables:

Tops are 1" thick.

#### Wooden leg tables:



#### Metal leg tables:



### Table top finishes:

#### High Pressure Laminate (HP)

Absolute Acajou (ACJ)  
 Asian Night (ASN)  
 Avant Cherry (W357)  
 Avant Honey (W356)  
 Blizzard (BZD)  
 Brushed Cobalt (BRC)  
 Clear Maple (CMB)  
 Custom Grey (CGY)  
 Dark Espresso (W142)  
 Designer White (DWT)  
 Fashionista (FAS)  
 First Class (FCL)  
 Noce Biondo (NBL)  
 Noce Grigio (NGL)  
 Noce Leggero (NEL)  
 Noce Medio (NML)  
 Quartered Mahogany (QTM)  
 Sheer Beauty (SBL)  
 Stonedust (SDT)  
 Walnut Heights (WHE)  
 White Chocolate (WHC)  
 Winter Cherry (WCR)

#### Wooden leg finishes (top, base, legs & apron)

Absolute (AAM)  
 Cherry (ACM)  
 English Oak (EOM)  
 Espresso Cafe (ECM)  
 Fruitwood (TFM)  
 Gray (HGM)  
 Honey (AHM)  
 Jet Onyx (JOM)  
 Mahogany (TMM)  
 Maple (AVM)  
 Medium Walnut (MWM)  
 Natural Walnut (NLW)  
 Night (ASM)  
 Noce Biondo (NBM)  
 Noce Grigio (NGM)  
 Noce Leggero (NEM)  
 Noce Medio (NMM)  
 Sandy Beach (SBM)  
 Shaker Cherry (SKM)  
 Walnut (TWM)  
 White (WHM)  
 WC Cream (WTM)  
 Winter Cherry (WCM)

### Metal leg finishes:

Black (TBL), Cloud (TIV), Designer White (TDW), Fog (TFO), Frost (TFR), Kalua (TKA), Latte (TLA), Mocha (TMO), Nevada (TNE), Sand (TSN), Shadow (TSH), Toast (TOA) and Tungsten (TTU).

### Metal frame finishes:

Black (TBL), Cloud (TIV), Designer White (TDW), Fog (TFO), Frost (TFR), Kalua (TKA), Latte (TLA), Mocha (TMO), Nevada (TNE), Sand (TSN), Shadow (TSH), Toast (TOA) and Tungsten (TTU).

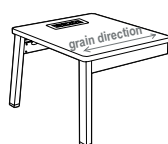
### Power/USB modules:

For modular tables with power/USB module, refer to models ending in "M". Power module includes two power outlets, four USB charging ports and a 6 foot long power cord.

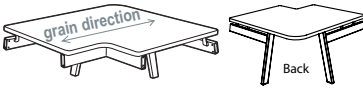

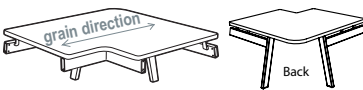
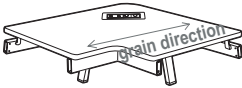






Available in Black or White (must be specified at time of order). Power module is mounted **on surface** on narrow tables; mounted **in surface** on larger tables.

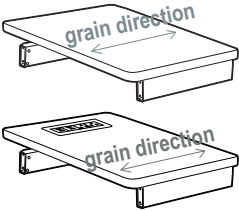
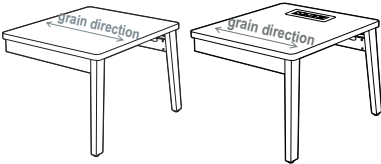
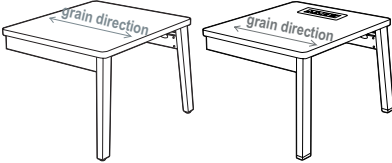
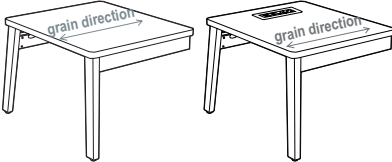
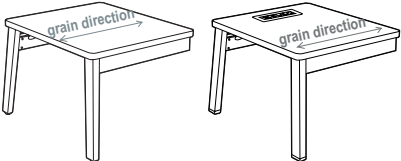


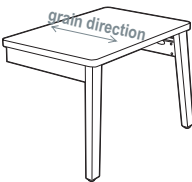
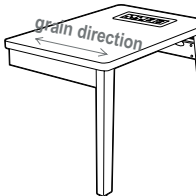
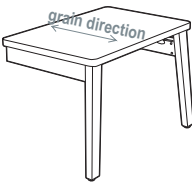
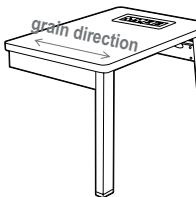
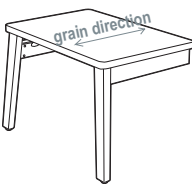
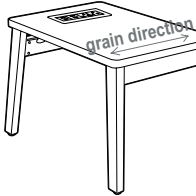
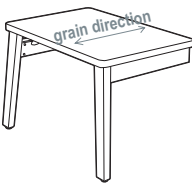
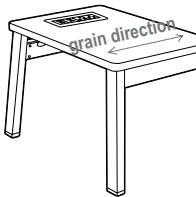

On surface power module  
on narrow tables












































In surface power module  
on larger tables

| DESCRIPTION   | MODEL#   | STANDARD FABRIC GRADES |     |    |     |               |
|---|--|------------------------|-----|----|-----|---------------|
| <br><br><b>Left Corner Table, HP for Wood Frame</b>       | GC3671WL-HP  | 33 x 33 x 17           | 100 | 54 | 6   | <b>\$1502</b> |
|   | GC3671WLM-HP<br>with power   |                        |     |    |     | <b>\$2918</b> |
|   | <ul style="list-style-type: none"><li>Model GC3671WLM-HP has a <b>power/USB</b> module mounted in surface.</li></ul>   |                        |     |    |     |               |
|   | Coordinating 2mm edge. Must be connected to full arm and leg with <b>wood</b> frames (GC3622WTLA/WTRA). This table allows for kneespace when specifying chairs in a corner position. 1 per carton.                                     |                        |     |    |     |               |
|   | <ul style="list-style-type: none"><li>Includes 2 rear wood legs (not shown)</li></ul>  |                        |     |    |     |               |
| <br><br><b>Left Corner Table, HP for Metal Frame</b>      | GC3671L-HP   | 33 x 33 x 17           | 100 | 54 | 6   | <b>\$1586</b> |
|   | GC3671LM-HP<br>with power  |                        |     |    |     | <b>\$3017</b> |
|   | <ul style="list-style-type: none"><li>Model GC3671LM-HP has a <b>power/USB</b> module mounted in surface.</li></ul>  |                        |     |    |     |               |
|   | Coordinating 2mm edge. Must be connected to full arm and leg with <b>metal</b> frames (GC3622TLA/TRA). This table allows for kneespace when specifying chairs in a corner position. 1 per carton.                                      |                        |     |    |     |               |
|   | <ul style="list-style-type: none"><li>Includes 2 rear metal legs (not shown)</li></ul>   |                        |     |    |     |               |
| <br><br><b>Right Corner Table, HP for Wood Frame</b>      | GC3671WR-HP  | 33 x 33 x 17           | 100 | 54 | 6   | <b>\$1502</b> |
|   | GC3671WRM-HP<br>with power   |                        |     |    |     | <b>\$2918</b> |
|   | <ul style="list-style-type: none"><li>Model GC3671WRM-HP has a <b>power/USB</b> module mounted in surface.</li></ul>   |                        |     |    |     |               |
|   | Coordinating 2mm edge. Must be connected to full arm and leg with <b>wood</b> frames (GC3622WTLA/WTRA). This table allows for kneespace when specifying chairs in a corner position. 1 per carton.                                     |                        |     |    |     |               |
|   | <ul style="list-style-type: none"><li>Includes 2 rear wood legs (not shown)</li></ul>  |                        |     |    |     |               |
| <br><br><b>Right Corner Table, HP for Metal Frame</b> | GC3671R-HP   | 33 x 33 x 17           | 125 | 45 | 6   | <b>\$1586</b> |
|   | GC3671RM-HP<br>with power  |                        |     |    |     | <b>\$3017</b> |
|   | <ul style="list-style-type: none"><li>Model GC3671RM-HP has a <b>power/USB</b> module mounted in surface.</li></ul>  |                        |     |    |     |               |
|   | Coordinating 2mm edge. Must be connected to full arm and leg with <b>metal</b> frames (GC3622TLA/TRA).This table allows for kneespace when specifying chairs in a corner position. 1 per carton.                                       |                        |     |    |     |               |
|   | <ul style="list-style-type: none"><li>Includes 2 rear metal legs (not shown).</li></ul>  |                        |     |    |     |               |
| <br><br><b>Center Table, High Pressure</b>            | GC3672-HP  | 23.87 x 20.25 x 5.5    | 150 | 20 | 3.4 | <b>\$892</b>  |
|   | GC3672M-HP<br>with power   |                        |     |    |     | <b>\$2247</b> |
|   | <ul style="list-style-type: none"><li>Model GC3672M-HP has a <b>power/USB</b> module mounted in surface.</li></ul>   |                        |     |    |     |               |
|   | Coordinating 2mm edge. Regular center table for <b>wood</b> or <b>metal</b> (HT) frame. Must be connected to full arm and leg with <b>metal</b> or <b>wood</b> frames (GC3622TLA/TRA, GC3622TLCA/TRCA, GC3622WTLA/WTRA). 1 per carton. |                        |     |    |     |               |

| DESCRIPTION   | MODEL#  | STANDARD FABRIC GRADES |     |    |     |               |
|---|---|------------------------|-----|----|-----|---------------|
|  <p><b>Narrow Center Table, High Pressure</b></p>               | GC3673-HP   | 23.87 x 12 x 5.5       | 100 | 18 | 2.1 | <b>\$867</b>  |
|   | GC3673M-HP<br>with power  |                        |     |    |     | <b>\$2401</b> |
|   | <ul style="list-style-type: none"> <li>Model GC3673M-HP has a <b>power/USB</b> module mounted on surface.</li> </ul>  |                        |     |    |     |               |
|   | Coordinating 2mm edge. Narrow center table for <b>wood or metal</b> (HT) frame. Must be connected to full arm and leg with <b>metal</b> or <b>wood</b> frames (GC3622TLA/TRA, GC3622TLCA/TRCA, GC3622WTLA/WTRA). 1 per carton |                        |     |    |     |               |
|  <p><b>Left End Table, High Pressure for Wood Frame</b></p>     | GC3674WL-HP   | 23.87 x 20.25 x 17     | 150 | 20 | 3.4 | <b>\$1231</b> |
|   | GC3674WLM-HP<br>with power  |                        |     |    |     | <b>\$2617</b> |
|   | <ul style="list-style-type: none"> <li>Model GC3674WLM-HP has a <b>power/USB</b> module mounted in surface.</li> </ul>  |                        |     |    |     |               |
|   | Coordinating 2mm edge. Must be connected to full arm and leg with <b>wood</b> frames (GC3622WTLA). 1 per carton.  |                        |     |    |     |               |
|  <p><b>Left End Table, High Pressure for Metal Frame</b></p>    | GC3674L-HP  | 23.87 x 20.25 x 17     | 150 | 20 | 3.4 | <b>\$1319</b> |
|   | GC3674LM-HP<br>with power   |                        |     |    |     | <b>\$2714</b> |
|   | <ul style="list-style-type: none"> <li>Model GC3674LM-HP has a <b>power/USB</b> module mounted in surface.</li> </ul>   |                        |     |    |     |               |
|   | Coordinating 2mm edge. Must be connected to full arm and leg with <b>metal</b> frames (GC3622TLA). 1 per carton.  |                        |     |    |     |               |
|  <p><b>Right End Table, High Pressure for Wood Frame</b></p>  | GC3674WR-HP   | 23.87 x 20.25 x 17     | 150 | 20 | 3.4 | <b>\$1231</b> |
|   | GC3674WRM-HP<br>with power  |                        |     |    |     | <b>\$2617</b> |
|   | <ul style="list-style-type: none"> <li>Model GC3674WRM-HP has a <b>power/USB</b> module mounted in surface.</li> </ul>  |                        |     |    |     |               |
|   | Coordinating 2mm edge. Must be connected to full arm and leg with <b>wood</b> frames (GC3622WTRA). 1 per carton.  |                        |     |    |     |               |
|  <p><b>Right End Table, High Pressure for Metal Frame</b></p> | GC3674R-HP  | 23.87 x 20.25 x 17     | 150 | 20 | 3.4 | <b>\$1319</b> |
|   | GC3674RM-HP<br>with power   |                        |     |    |     | <b>\$2714</b> |
|   | <ul style="list-style-type: none"> <li>Model GC3674RM-HP has a <b>power/USB</b> module mounted in surface.</li> </ul>   |                        |     |    |     |               |
|   | Coordinating 2mm edge. Must be connected to full arm and leg with <b>metal</b> frames (GC3622TRA). 1 per carton.  |                        |     |    |     |               |

| DESCRIPTION   |   | MODEL#   | STANDARD FABRIC GRADES |     |    |     |        |
|---|---|--|------------------------|-----|----|-----|--------|
|    |    | GC3675WL-HP  | 23.87 x 12 x 17        | 100 | 18 | 2.1 | \$1206 |
|   |   | GC3675WLM-HP<br>with power   |                        |     |    |     |        |
| <b>Narrow Left End Table, High Pressure for Wood Frame</b>                          |   | <ul style="list-style-type: none"><li>Model GC3675WLM-HP has a <b>power/USB</b> module mounted on surface.</li></ul> <p>Coordinating 2mm edge. Must be connected to full arm and leg with <b>wood</b> frames (GC3622WTLA). 1 per carton.</p> |                        |     |    |     |        |
|    |    | GC3675L-HP   | 23.87 x 12 x 17        | 100 | 18 | 2.1 | \$1295 |
|   |   | GC3675LM-HP<br>with power  |                        |     |    |     |        |
| <b>Narrow Left End Table, High Pressure for Metal Frame</b>                         |   | <ul style="list-style-type: none"><li>Model GC3675LM-HP has a <b>power/USB</b> module mounted on surface.</li></ul> <p>Coordinating 2mm edge. Must be connected to full arm and leg with <b>metal</b> frames (GC3622TLA). 1 per carton.</p>  |                        |     |    |     |        |
|   |   | GC3675WR-HP  | 23.87 x 12 x 17        | 100 | 18 | 2.1 | \$1206 |
|   |   | GC3675WRM-HP<br>with power   |                        |     |    |     |        |
| <b>Narrow Right End Table, High Pressure for Wood Frame</b>                         |   | <ul style="list-style-type: none"><li>Model GC3675WRM-HP has a <b>power/USB</b> module mounted on surface.</li></ul> <p>Coordinating 2mm edge. Must be connected to full arm and leg with <b>wood</b> frames (GC3622WTLA). 1 per carton.</p> |                        |     |    |     |        |
|  |  | GC3675R-HP   | 23.87 x 12 x 17        | 100 | 18 | 2.1 | \$1295 |
|   |   | GC3675RM-HP<br>with power  |                        |     |    |     |        |
| <b>Narrow Right End Table, High Pressure for Metal Frame</b>                        |   | <ul style="list-style-type: none"><li>Model GC3675RM-HP has a <b>power/USB</b> module mounted on surface.</li></ul> <p>Coordinating 2mm edge. Must be connected to full arm and leg with <b>metal</b> frames (GC3622TLA). 1 per carton.</p>  |                        |     |    |     |        |
|  |   | GC36410  | -- x -- x --           | 250 | 2  | 1   | \$776  |
| <b>On Surface Power/Data Module</b>   |   | Surface top mount power/data module with one power outlet, two USB charging ports. 6 foot cord. White. Can be mounted to all freestanding and modular tables.  |                        |     |    |     |        |

| MODULAR LOUNGE                  |   | MODEL#   |   | DIMENSIONS  |   | FREIGHT CLASS   | WT/LBS.   | CUBIC FT.   | LIST PRICE  |   |   |
|---------------------------------|---|--|---|---|---|---|---|---|---|---|---|
| MODULAR TOP UNITS               |   | FOR MODULAR LOUNGE AND FULLY UPHOLSTERED LOUNGE  |   |   |   |   |   |   |   | D x W x H   |   |
| Lounge Seating                  | SINGLE SEAT   | BARIATRIC  | TWO SEATER  |   | THREE SEATER  |   |   |   |   |   |   |
|                                 | GC3641TOP   | GC3640TOP  | GC3642TOP   |   | GC3643TOP   |   |   |   |   |   |   |
|                                 |    |   |  |   |  |   |   |   |   |   |   |
| High Back Lounge Seating        | GC3676HBTOP   | GC3679HBTOP  | GC3677HBTOP   |   | GC3678HBTOP   |   |   |   |   |   |   |
|                                 |    |   |  |   |  |   |   |   |   |   |   |
| LEG / ARM FRAMES                |   | FOR MODULAR LOUNGE   |   |   |   |   |   |   |   |   |   |
|                                 |   | Metal frame: Standard with Black Urethane armcap (see notes for wood and urethane finish options)   Wood frame: Must select armcap |   |   |   |   |   |   |   |   |   |
| Metal (HT) End                  | LEFT, OPEN  | RIGHT, OPEN  |   | LEFT, CLOSED  |   | RIGHT, CLOSED   |   | LEFT, CLOSED LAMINATE PANEL   | RIGHT, CLOSED LAMINATE PANEL  |   |   |
|                                 | GC3641LA  | GC3641LAM  | GC3641RA  | GC3641RAM   | GC3641LCA   | GC3641LCAM  | GC3641RCA   | GC3641RCAM  | GC3641LCAL  | GC3641RCAL  |   |
|                                 |    |   |  |    |  |    |  |    |  |    |   |
| Wood End                        | GC3641WLA   | GC3641WLAM   | GC3641WRA   | GC3641WRAM  | GC3641WLCA  | GC3641WLCAM   | GC3641WRCA  | GC3641WRCAM   |   |   |   |
|                                 |    |   |  |    |  |    |  |    |   |   |   |
| Metal (HT) Center               | GC36406LA   |  |   |   |   | GC36406LCA  |   |   |   |   | GC36406LCAL   |
|                                 |    |  |   |   |   |    |   |   |   |   |  |
| Wood, Center                    | GC36406WLA  |  |   |   |   |   |   |   |   |   |   |
|                                 |   |  |   |   |   |   |   |   |   |   |   |
| Metal (HT) Center table linking | GC36406TLA  | GC3622TRA  |   | GC36406TLCA   |   | GC36406TRCA   |   | GC36406TLCAL  |   | GC36406TRCAL  |   |
|                                 |  |   |   |  |   |  |   |  |   |  |   |
| Wood Center table linking       | GC36406WTLA   | GC3622WTRA   |   |   |   |   |   |   |   |   |   |
|                                 |  |   |   |   |   |   |   |   |   |   |   |
|                                 |   | For frame with power/USB module*, add "M" after model number   |   |   |   |   |   |   |   |   |   |
| LEG / ARM FRAMES                |   | FOR FULLY UPHOLSTERED MODULAR LOUNGE   |   |   |   |   |   |   |   |   |   |
|                                 |   | Standard with Black Urethane legs (see notes for wood and urethane finish options)   |   |   |   |   |   |   |   |   |   |
|                                 |   | Optional armcap in wood or urethane (cannot be retrofitted in the field if the frame is ordered without armcap)                    |   |   |   |   |   |   |   |   |   |
| Fully Upholstered End           | LEFT  | RIGHT  |   |   |   |   |   |   |   |   |   |
|                                 | GC3676LA  | GC3676RA   |   |   |   |   |   |   |   |   |   |
|                                 |  |   |   |   |   |   |   |   |   |   |   |
| Fully Upholstered Center        | GC3676CFA   |  |   |   |   |   |   |   |   |   |   |
|                                 |  |  |   |   |   |   |   |   |   |   |   |

(Center = link both sides)

\*Power module includes two power outlets, four USB charging ports and a 6 foot long power cord.  
Available in Black or White (must be specified at time of order). Power module is mounted on the frame below seat support rail.

## DESCRIPTION

## MODEL# / FEATURES

## STANDARD TEXTILE GRADES

## MODULAR TABLES

## FOR MODULAR LOUNGE AND FULLY UPHOLSTERED LOUNGE

Tables include legs to support table top (except for center tables). All tables have a metal frame.

LEFT

RIGHT

**Corner**

GC36403L-HP

GC36403LM-HP

GC36403R-HP

GC36403RM-HP

(high pressure laminate top with **metal legs**)

**Corner**

GC36403WL-HP

GC36403WLM-HP

GC36403WR-HP

GC36403WRM-HP

(high pressure laminate top with **wood legs**)

**Center**

GC36401-HP

GC36401M-HP

(high pressure laminate top, connects to metal or wood frame)

**Narrow Center**

GC36402-HP

GC36402M-HP

(high pressure laminate top, connects to metal or wood frame)



For table with power/USB module\*, refer to models ending in "M"

**End**

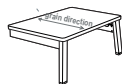
GC36404L-HP

GC36404LM-HP

GC36404R-HP

GC36404RM-HP

(high pressure laminate top with **metal legs**)

**End**

GC36404WL-HP

GC36404WLM-HP

GC36404WR-HP

GC36404WRM-HP

(high pressure laminate top with **wood legs**)

**Narrow End**

GC36405L-HP

GC36405LM-HP

GC36405R-HP

GC36405RM-HP

(high pressure laminate top with **metal legs**)

**Narrow End**

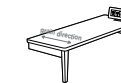
GC36405WL-HP

GC36405WLM-HP

GC36405WR-HP

GC36405WRM-HP

(high pressure laminate top with **wood legs**)




\* Power module includes two power outlets, four USB charging ports and a 6 foot long power cord. Available in Black or White (must be specified at time of order). Power module is mounted **on surface** on narrow tables; mounted **in surface** on larger tables (as shown above).



DESCRIPTION

MODEL# / FEATURES

STANDARD TEXTILE GRADES



**Lounge Bariatric Top**  
COM Yardage: 3.25  
Freight Class: 300  
Product Weight (lbs.): 97  
Cubic Feet Per Carton: 49.5


|           | COM    | 2      | 3      | 4      | 5      | 6      | 7      | 8      | 9      | 10     | 11     | 12     |
|-----------|--------|--------|--------|--------|--------|--------|--------|--------|--------|--------|--------|--------|
| GC3640TOP | \$2401 | \$2518 | \$2616 | \$2759 | \$2965 | \$3058 | \$3241 | \$3537 | \$3762 | \$4016 | \$4531 | \$5085 |

Active weight: see notes.

Single frame lounge top unit with 1 back and 1 seat cushion.

Must be connected to a full arm/leg frame.

| OVERALL DIMENSIONS |    |    | SEAT DIMENSIONS |    |   | BACK DIMENSIONS |    |
|--------------------|----|----|-----------------|----|---|-----------------|----|
| W                  | D  | H  | W               | D  | H | W               | H  |
| 36                 | 32 | 25 | 36              | 20 | - | 36              | 16 |



**Lounge Single Seater Top**  
COM Yardage: 2.5  
Freight Class: 250  
Product Weight (lbs.): 66  
Cubic Feet Per Carton: 29.5


|           | COM    | 2      | 3      | 4      | 5      | 6      | 7      | 8      | 9      | 10     | 11     | 12     |
|-----------|--------|--------|--------|--------|--------|--------|--------|--------|--------|--------|--------|--------|
| GC3641TOP | \$1724 | \$1813 | \$1889 | \$2001 | \$2155 | \$2231 | \$2373 | \$2596 | \$2772 | \$2966 | \$3361 | \$3786 |

Active weight: see notes.

Single frame lounge top unit with 1 back and 1 seat cushion.

Must be connected to a full arm/leg frame.

| OVERALL DIMENSIONS |    |    | SEAT DIMENSIONS |    |   | BACK DIMENSIONS |    |
|--------------------|----|----|-----------------|----|---|-----------------|----|
| W                  | D  | H  | W               | D  | H | W               | H  |
| 25                 | 32 | 25 | 23              | 20 | - | 22.5            | 16 |



**Lounge Two Seater Top**  
COM Yardage: 4  
Freight Class: 250  
Product Weight (lbs.): 110  
Cubic Feet Per Carton: 49.5


|           | COM    | 2      | 3      | 4      | 5      | 6      | 7      | 8      | 9      | 10     | 11     | 12     |
|-----------|--------|--------|--------|--------|--------|--------|--------|--------|--------|--------|--------|--------|
| GC3642TOP | \$3054 | \$3196 | \$3320 | \$3494 | \$3746 | \$3863 | \$4091 | \$4450 | \$4729 | \$5039 | \$5673 | \$6354 |

Active weight: see notes.

Double frame lounge top unit with 2 back and 2 seat cushions.

Must be connected to a full arm/leg frame.

| OVERALL DIMENSIONS |    |    | SEAT DIMENSIONS |    |   | BACK DIMENSIONS |    |
|--------------------|----|----|-----------------|----|---|-----------------|----|
| W                  | D  | H  | W               | D  | H | W               | H  |
| 48                 | 32 | 25 | 48              | 20 | - | 48              | 16 |



**Lounge Three Seater Top**  
COM Yardage: 6.25  
Freight Class: 250  
Product Weight (lbs.): 161  
Cubic Feet Per Carton: 69.5

|           | COM    | 2      | 3      | 4      | 5      | 6      | 7      | 8      | 9      | 10     | 11     | 12      |
|-----------|--------|--------|--------|--------|--------|--------|--------|--------|--------|--------|--------|---------|
| GC3643TOP | \$5037 | \$5264 | \$5452 | \$5730 | \$6118 | \$6303 | \$6656 | \$7220 | \$7655 | \$8137 | \$9132 | \$10195 |


Due to the size and weight, this top requires at least 3 installers.

Active weight: see notes.

Triple frame lounge top unit with 3 back and 3 seat cushions.

Must be connected to a full arm/leg frame.

| OVERALL DIMENSIONS |    |    | SEAT DIMENSIONS |    |   | BACK DIMENSIONS |    |
|--------------------|----|----|-----------------|----|---|-----------------|----|
| W                  | D  | H  | W               | D  | H | W               | H  |
| 71                 | 32 | 25 | 71              | 20 | - | 71              | 16 |



**HB Lounge Single Seater Top**  
COM Yardage: 6.5  
Freight Class: 250  
Product Weight (lbs.): 92  
Cubic Feet Per Carton: 29.5




|              | COM    | 2      | 3      | 4      | 5      | 6      | 7      | 8      | 9      | 10     | 11     | 12     |
|--------------|--------|--------|--------|--------|--------|--------|--------|--------|--------|--------|--------|--------|
| GC3676HB-TOP | \$1673 | \$1905 | \$2099 | \$2382 | \$2783 | \$2972 | \$3339 | \$3918 | \$4367 | \$4865 | \$5889 | \$6985 |

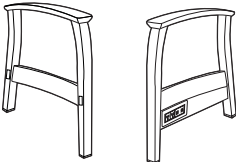
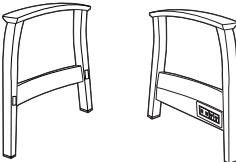
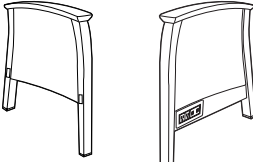
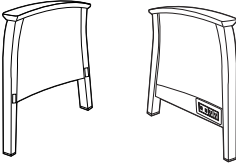
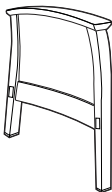
Active weight: see notes.

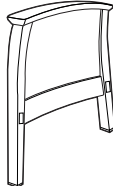
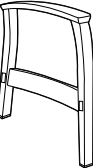
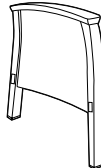
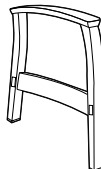
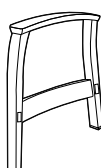
Single high back frame lounge top, 1 back and 1 seat cushion.

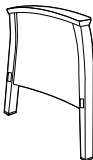
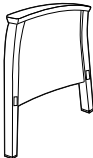



Must be connected to a full arm/leg frame.

| OVERALL DIMENSIONS |    |    | SEAT DIMENSIONS |    |   | BACK DIMENSIONS |    |
|--------------------|----|----|-----------------|----|---|-----------------|----|
| W                  | D  | H  | W               | D  | H | W               | H  |
| 23                 | 29 | 36 | 23              | 20 | - | 23              | 19 |

| DESCRIPTION  | MODEL# / FEATURES   | STANDARD TEXTILE GRADES |               |               |                 |               |               |                 |               |               |               |                |                |
|--|---|-------------------------|---------------|---------------|-----------------|---------------|---------------|-----------------|---------------|---------------|---------------|----------------|----------------|
| <br><b>HB Lounge Two Seater Top</b><br>COM Yardage: 7.75<br>Freight Class: 250<br>Product Weight (lbs.): 117<br>Cubic Feet Per Carton: 56.25  |   | COM                     | 2             | 3             | 4               | 5             | 6             | 7               | 8             | 9             | 10            | 11             | 12             |
|  | <b>GC3677HB-TOP</b>   | <b>\$3110</b>           | <b>\$3387</b> | <b>\$3615</b> | <b>\$3954</b>   | <b>\$4434</b> | <b>\$4661</b> | <b>\$5094</b>   | <b>\$5788</b> | <b>\$6321</b> | <b>\$6914</b> | <b>\$8137</b>  | <b>\$9442</b>  |
|  | Active weight: see notes.   | OVERALL DIMENSIONS      |               |               | SEAT DIMENSIONS |               |               | BACK DIMENSIONS |               |               |               |                |                |
|  |   | W                       | D             | H             | W               | D             | H             | W               | H             |               |               |                |                |
|  | Double high back frame lounge top unit with 2 back and 2 seat cushions. | 45.5                    | 29            | 36            | 45.5            | 20            | -             | 45.5            | 19            |               |               |                |                |
| <b>Must be connected to a full arm/leg frame.</b>  |   |                         |               |               |                 |               |               |                 |               |               |               |                |                |
| <br><b>HB Lounge Three Seater Top</b><br>COM Yardage: 9.25<br>Freight Class: 250<br>Product Weight (lbs.): 158<br>Cubic Feet Per Carton: 69.5 |   | COM                     | 2             | 3             | 4               | 5             | 6             | 7               | 8             | 9             | 10            | 11             | 12             |
|  | <b>GC3678HB-TOP</b>   | <b>\$5215</b>           | <b>\$5547</b> | <b>\$5820</b> | <b>\$6224</b>   | <b>\$6796</b> | <b>\$7065</b> | <b>\$7584</b>   | <b>\$8412</b> | <b>\$9049</b> | <b>\$9757</b> | <b>\$11216</b> | <b>\$12771</b> |
|  | Active weight: see notes.   | OVERALL DIMENSIONS      |               |               | SEAT DIMENSIONS |               |               | BACK DIMENSIONS |               |               |               |                |                |
|  |   | W                       | D             | H             | W               | D             | H             | W               | H             |               |               |                |                |
|  | Triple high back frame lounge top unit with 3 back and 3 seat cushions. | 68.5                    | 29            | 36            | 68.5            | 20            | --            | 71              | 19            |               |               |                |                |
| <b>Must be connected to a full arm/leg frame.</b>  |   |                         |               |               |                 |               |               |                 |               |               |               |                |                |
| <br><b>HB Lounge Bariatric Top</b><br>COM Yardage: 6.75<br>Freight Class: 250<br>Product Weight (lbs.): 96<br>Cubic Feet Per Carton: 37.75   |   | COM                     | 2             | 3             | 4               | 5             | 6             | 7               | 8             | 9             | 10            | 11             | 12             |
|  | <b>GC3679HB-TOP</b>   | <b>\$2615</b>           | <b>\$2858</b> | <b>\$3058</b> | <b>\$3352</b>   | <b>\$3770</b> | <b>\$3967</b> | <b>\$4346</b>   | <b>\$4950</b> | <b>\$5415</b> | <b>\$5932</b> | <b>\$6997</b>  | <b>\$8132</b>  |
|  | Active weight: see notes.   | OVERALL DIMENSIONS      |               |               | SEAT DIMENSIONS |               |               | BACK DIMENSIONS |               |               |               |                |                |
|  |   | W                       | D             | H             | W               | D             | H             | W               | H             |               |               |                |                |
|  | Single high back frame bariatric lounge top, 1 back and 1 seat cushion. | 32                      | 29            | 36            | 32              | 20            | --            | 32              | 19            |               |               |                |                |
| <b>Must be connected to a full arm/leg frame.</b>  |   |                         |               |               |                 |               |               |                 |               |               |               |                |                |

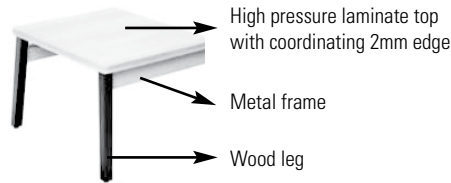
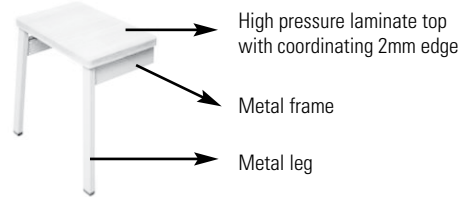
| DESCRIPTION   |  | MODEL # / FEATURES   |        | STANDARD TEXTILE GRADES |                 |        |        |                 |        |        |        |        |        |        |
|---|--|--|--------|-------------------------|-----------------|--------|--------|-----------------|--------|--------|--------|--------|--------|--------|
|   |  | List price   |        |                         |                 |        |        |                 |        |        |        |        |        |        |
|   |  | GC3641LA (metal)   |        | \$810                   |                 |        |        |                 |        |        |        |        |        |        |
|   |  | GC3641LAM (w/power)  |        | \$2133                  |                 |        |        |                 |        |        |        |        |        |        |
|   |  | GC3641WLA (wood)   |        | \$546                   |                 |        |        |                 |        |        |        |        |        |        |
|   |  | GC3641WLAM (wood)  |        | \$1869                  |                 |        |        |                 |        |        |        |        |        |        |
| Specify armcap:<br>wood or Urethane.  |  | OVERALL DIMENSIONS   |        |                         | SEAT DIMENSIONS |        |        | BACK DIMENSIONS |        |        |        |        |        |        |
|   |  | W  | D      | H                       | W               | D      | H      | W               | H      |        |        |        |        |        |
| Lounge Left End Frame, Open Arm<br>COM Yardage: --<br>Freight Class: 150<br>Product Weight (lbs.): metal: 9.67   wood: 11<br>Cubic Feet Per Carton: 2.1       |  | For use in <b>left</b> side finished position of lounge seating units.<br>• Models GC3641LAM and GC3641WLAM have <b>power/USB module</b><br><b>Does not allow linking to other units or tables.</b><br>Urethane armcap option - <b>Add \$56 list upcharge</b>    |        |                         |                 |        |        |                 |        |        |        |        |        |        |
|   |  | List price   |        |                         |                 |        |        |                 |        |        |        |        |        |        |
|   |  | GC3641RA (metal)   |        | \$810                   |                 |        |        |                 |        |        |        |        |        |        |
|   |  | GC3641RAM (w/power)  |        | \$2133                  |                 |        |        |                 |        |        |        |        |        |        |
|   |  | GC3641WRA (wood)   |        | \$546                   |                 |        |        |                 |        |        |        |        |        |        |
|   |  | GC3641WRAM (w/power)   |        | \$1869                  |                 |        |        |                 |        |        |        |        |        |        |
| Specify armcap:<br>wood or Urethane.  |  | OVERALL DIMENSIONS   |        |                         | SEAT DIMENSIONS |        |        | BACK DIMENSIONS |        |        |        |        |        |        |
|   |  | W  | D      | H                       | W               | D      | H      | W               | H      |        |        |        |        |        |
| Lounge Right End Frame, Open Arm<br>COM Yardage: --<br>Freight Class: 150<br>Product Weight (lbs.): metal: 9.67   wood: 11<br>Cubic Feet Per Carton: 2.1      |  | For use in <b>right</b> side finished position of lounge seating units.<br>• Models GC3641RAM and GC3641WRAM have <b>power/USB module</b><br><b>Does not allow linking to other units or tables.</b><br>Urethane armcap option - <b>Add \$56 list upcharge</b>   |        |                         |                 |        |        |                 |        |        |        |        |        |        |
|    |  | COM  | 2      | 3                       | 4               | 5      | 6      | 7               | 8      | 9      | 10     | 11     | 12     |        |
|   |  | GC3641LCA (metal)  | \$1021 | \$1045                  | \$1070          | \$1101 | \$1150 | \$1171          | \$1212 | \$1281 | \$1334 | \$1390 | \$1508 | \$1634 |
|   |  | GC3641LCAM (w/power)   | \$2354 | \$2378                  | \$2403          | \$2438 | \$2484 | \$2505          | \$2547 | \$2615 | \$2667 | \$2728 | \$2846 | \$2972 |
|   |  | GC3641WLCA (wood)  | \$707  | \$740                   | \$773           | \$816  | \$880  | \$908           | \$965  | \$1054 | \$1128 | \$1203 | \$1362 | \$1533 |
|   |  | GC3641WLCAM (w/power)  | \$2031 | \$2063                  | \$2096          | \$2141 | \$2201 | \$2231          | \$2288 | \$2379 | \$2451 | \$2529 | \$2686 | \$2856 |
| Specify armcap:<br>wood or Urethane.  |  | OVERALL DIMENSIONS   |        |                         | SEAT DIMENSIONS |        |        | BACK DIMENSIONS |        |        |        |        |        |        |
|   |  | W  | D      | H                       | W               | D      | H      | W               | H      |        |        |        |        |        |
| Lounge Left End Frame, Closed Arm<br>COM Yardage: 0.75<br>Freight Class: 150<br>Product Weight (lbs.): metal: 10.17   wood: 11<br>Cubic Feet Per Carton: 2.1  |  | For use in <b>left</b> side finished position of lounge seating units.<br>• Models GC3641LCAM and GC3641WLCAM have <b>power/USB module</b><br><b>Does not allow linking to other units or tables.</b><br>Urethane armcap option - <b>Add \$56 list upcharge</b>  |        |                         |                 |        |        |                 |        |        |        |        |        |        |
|   |  | COM  | 2      | 3                       | 4               | 5      | 6      | 7               | 8      | 9      | 10     | 11     | 12     |        |
|   |  | GC3641RCA (metal)  | \$1021 | \$1045                  | \$1070          | \$1101 | \$1150 | \$1171          | \$1212 | \$1281 | \$1334 | \$1390 | \$1508 | \$1634 |
|   |  | GC3641RCAM (w/power)   | \$2354 | \$2378                  | \$2403          | \$2438 | \$2484 | \$2505          | \$2547 | \$2615 | \$2667 | \$2728 | \$2846 | \$2972 |
|   |  | GC3641WRCA (wood)  | \$707  | \$740                   | \$773           | \$816  | \$880  | \$908           | \$965  | \$1054 | \$1128 | \$1203 | \$1362 | \$1533 |
|   |  | GC3641WRCAM (w/power)  | \$2031 | \$2063                  | \$2096          | \$2141 | \$2201 | \$2231          | \$2288 | \$2379 | \$2451 | \$2529 | \$2686 | \$2856 |
| Specify armcap:<br>wood or Urethane.  |  | OVERALL DIMENSIONS   |        |                         | SEAT DIMENSIONS |        |        | BACK DIMENSIONS |        |        |        |        |        |        |
|   |  | W  | D      | H                       | W               | D      | H      | W               | H      |        |        |        |        |        |
| Lounge Right End Frame, Closed Arm<br>COM Yardage: 0.75<br>Freight Class: 150<br>Product Weight (lbs.): metal: 10.17   wood: 11<br>Cubic Feet Per Carton: 2.1 |  | For use in <b>right</b> side finished position of lounge seating units.<br>• Models GC3641RCAM and GC3641WRCAM have <b>power/USB module</b><br><b>Does not allow linking to other units or tables.</b><br>Urethane armcap option - <b>Add \$56 list upcharge</b> |        |                         |                 |        |        |                 |        |        |        |        |        |        |
|    |  | List Price   |        |                         |                 |        |        |                 |        |        |        |        |        |        |
|   |  | GC3641LCAL   |        | \$1150                  |                 |        |        |                 |        |        |        |        |        |        |
|   |  | Metal  |        |                         |                 |        |        |                 |        |        |        |        |        |        |
| Specify armcap:<br>wood or Urethane.  |  | OVERALL DIMENSIONS   |        |                         | SEAT DIMENSIONS |        |        | BACK DIMENSIONS |        |        |        |        |        |        |
|   |  | W  | D      | H                       | W               | D      | H      | W               | H      |        |        |        |        |        |
| Lounge Left End Frame, Closed Arm, Laminate Panel<br>COM Yardage: --<br>Freight Class: 100<br>Product Weight (lbs.): 18<br>Cubic Feet Per Carton: 2.1         |  | For use in <b>left</b> side finished position of lounge seating units.<br><b>Does not allow linking to other units or tables.</b><br>Urethane armcap option - <b>Add \$56 list upcharge</b>  |        |                         |                 |        |        |                 |        |        |        |        |        |        |

| DESCRIPTION  | MODEL# / FEATURES   | STANDARD TEXTILE GRADES |        |        |                 |        |        |                 |        |        |        |        |        |  |  |
|--|---|-------------------------|--------|--------|-----------------|--------|--------|-----------------|--------|--------|--------|--------|--------|--|--|
|   |   | List Price              |        |        |                 |        |        |                 |        |        |        |        |        |  |  |
|  | <b>GC3641RCAL</b><br>(metal)  | \$1150                  |        |        |                 |        |        |                 |        |        |        |        |        |  |  |
|  | Specify armcap:<br>wood or Urethane.  | OVERALL DIMENSIONS      |        |        | SEAT DIMENSIONS |        |        | BACK DIMENSIONS |        |        |        |        |        |  |  |
|  |   | W                       | D      | H      | W               | D      | H      | W               | H      |        |        |        |        |  |  |
| <b>Lounge Right End Frame, Closed Arm, Laminate Panel</b><br>COM Yardage: --<br>Freight Class: 100<br>Product Weight (lbs.): 18<br>Cubic Feet Per Carton: 2.1    | For use in <b>right</b> side finished position of lounge seating unitss.  |                         |        |        |                 |        |        |                 |        |        |        |        |        |  |  |
|  | <b>Does not allow linking to other units or tables.</b><br>Urethane armcap option - <b>Add \$56 list upcharge</b> |                         |        |        |                 |        |        |                 |        |        |        |        |        |  |  |
|  |   | 3.5                     | 29     | 25.25  |                 |        |        |                 |        |        |        |        |        |  |  |
|  |   |                         |        |        |                 |        |        |                 |        |        |        |        |        |  |  |
|   |   | List price              |        |        |                 |        |        |                 |        |        |        |        |        |  |  |
|  | <b>GC36406LA</b><br>(metal)   | \$810                   |        |        |                 |        |        |                 |        |        |        |        |        |  |  |
|  | Specify armcap:<br>wood or Urethane.  | OVERALL DIMENSIONS      |        |        | SEAT DIMENSIONS |        |        | BACK DIMENSIONS |        |        |        |        |        |  |  |
|  |   | W                       | D      | H      | W               | D      | H      | W               | H      |        |        |        |        |  |  |
| <b>Lounge Center Frame, Open Arm</b><br>COM Yardage: --<br>Freight Class: 300<br>Product Weight (lbs.): metal: 2.24   wood: 11<br>Cubic Feet Per Carton: 2.1     | For linking lounge top seating units together only.   |                         |        |        |                 |        |        |                 |        |        |        |        |        |  |  |
|  | Urethane armcap option - <b>Add \$56 list upcharge</b>  |                         |        |        |                 |        |        |                 |        |        |        |        |        |  |  |
|  |   | 3.5                     | 29     | 25.25  | -               | -      | -      | -               | -      |        |        |        |        |  |  |
|  |   |                         |        |        |                 |        |        |                 |        |        |        |        |        |  |  |
|    |   | COM                     | 2      | 3      | 4               | 5      | 6      | 7               | 8      | 9      | 10     | 11     | 12     |  |  |
|  | <b>GC36406LCA</b><br>(metal)  | \$1033                  | \$1057 | \$1084 | \$1117          | \$1165 | \$1187 | \$1226          | \$1295 | \$1349 | \$1408 | \$1526 | \$1653 |  |  |
|  | Specify armcap:<br>wood or Urethane.  | OVERALL DIMENSIONS      |        |        | SEAT DIMENSIONS |        |        | BACK DIMENSIONS |        |        |        |        |        |  |  |
|  |   | W                       | D      | H      | W               | D      | H      | W               | H      |        |        |        |        |  |  |
| <b>Lounge Center Frame, Closed Arm</b><br>COM Yardage: 0.75<br>Freight Class: 150<br>Product Weight (lbs.): metal: 8.87   wood: 11<br>Cubic Feet Per Carton: 2.1 | For linking lounge top seating units together only.   |                         |        |        |                 |        |        |                 |        |        |        |        |        |  |  |
|  | Urethane armcap option - <b>Add \$56 list upcharge</b>  |                         |        |        |                 |        |        |                 |        |        |        |        |        |  |  |
|  |   | 3.5                     | 29     | 25.25  | -               | -      | -      | -               | -      |        |        |        |        |  |  |
|  |   |                         |        |        |                 |        |        |                 |        |        |        |        |        |  |  |
|   |   | List price              |        |        |                 |        |        |                 |        |        |        |        |        |  |  |
|  | <b>GC36406TLA</b><br>(metal)  | \$810                   |        |        |                 |        |        |                 |        |        |        |        |        |  |  |
|  | Specify armcap:<br>wood or Urethane.  | OVERALL DIMENSIONS      |        |        | SEAT DIMENSIONS |        |        | BACK DIMENSIONS |        |        |        |        |        |  |  |
|  |   | W                       | D      | H      | W               | D      | H      | W               | H      |        |        |        |        |  |  |
| <b>Lounge Center Frame, Open Arm</b><br>COM Yardage: --<br>Freight Class: 300<br>Product Weight (lbs.): metal: 11   wood: 11<br>Cubic Feet Per Carton: 2.1       | For linking lounge top seating units to modular table on the <b>left</b> side of the frame.                       |                         |        |        |                 |        |        |                 |        |        |        |        |        |  |  |
|  | Urethane armcap option - <b>Add \$56 list upcharge</b>  |                         |        |        |                 |        |        |                 |        |        |        |        |        |  |  |
|  |   | 3.5                     | 29     | 25.25  | -               | -      | -      | -               | -      |        |        |        |        |  |  |
|  |   |                         |        |        |                 |        |        |                 |        |        |        |        |        |  |  |
|   |   | List price              |        |        |                 |        |        |                 |        |        |        |        |        |  |  |
|  | <b>GC36406TRA</b><br>(metal)  | \$810                   |        |        |                 |        |        |                 |        |        |        |        |        |  |  |
|  | (wood)<br>Specify armcap:<br>wood or Urethane.  | OVERALL DIMENSIONS      |        |        | SEAT DIMENSIONS |        |        | BACK DIMENSIONS |        |        |        |        |        |  |  |
|  |   | W                       | D      | H      | W               | D      | H      | W               | H      |        |        |        |        |  |  |
| <b>Lounge Center Frame, Open Arm</b><br>COM Yardage: --<br>Freight Class: 300<br>Product Weight (lbs.): metal: 11   wood: 11<br>Cubic Feet Per Carton: 2.1       | For linking lounge top seating units to modular table on the <b>right</b> side of the frame.                      |                         |        |        |                 |        |        |                 |        |        |        |        |        |  |  |
|  | Urethane armcap option - <b>Add \$56 list upcharge</b>  |                         |        |        |                 |        |        |                 |        |        |        |        |        |  |  |
|  |   | 3.5                     | 29     | 25.25  | -               | -      | -      | -               | -      |        |        |        |        |  |  |
|  |   |                         |        |        |                 |        |        |                 |        |        |        |        |        |  |  |

| DESCRIPTION   | MODEL# / FEATURES  | STANDARD TEXTILE GRADES |               |               |                 |               |               |                 |               |               |               |               |               |
|---|--|-------------------------|---------------|---------------|-----------------|---------------|---------------|-----------------|---------------|---------------|---------------|---------------|---------------|
|   |  | COM                     | 2             | 3             | 4               | 5             | 6             | 7               | 8             | 9             | 10            | 11            | 12            |
|    | <b>GC36406TLCA</b><br>(metal)  | <b>\$1033</b>           | <b>\$1057</b> | <b>\$1084</b> | <b>\$1117</b>   | <b>\$1165</b> | <b>\$1187</b> | <b>\$1226</b>   | <b>\$1295</b> | <b>\$1349</b> | <b>\$1408</b> | <b>\$1526</b> | <b>\$1653</b> |
|   | Specify armcap:<br>wood or Urethane.   | OVERALL DIMENSIONS      |               |               | SEAT DIMENSIONS |               |               | BACK DIMENSIONS |               |               |               |               |               |
|   |  | W                       | D             | H             | W               | D             | H             | W               | H             |               |               |               |               |
|   | For linking lounge top<br>seating units to modular<br>table on the <b>left</b> side of the frame.  | 3.5                     | 29            | 25.25         | -               | -             | -             | -               | -             |               |               |               |               |
| Lounge Center Frame, Closed Arm<br>COM Yardage: 0.75<br>Freight Class: 150<br>Product Weight (lbs.): metal: 8.87   wood: 11<br>Cubic Feet Per Carton: 2.1 | Urethane armcap option - <b>Add \$56 list upcharge</b>   |                         |               |               |                 |               |               |                 |               |               |               |               |               |
|    | <b>GC36406TRCA</b><br>(metal)  | <b>\$1033</b>           | <b>\$1057</b> | <b>\$1084</b> | <b>\$1117</b>   | <b>\$1165</b> | <b>\$1187</b> | <b>\$1226</b>   | <b>\$1295</b> | <b>\$1349</b> | <b>\$1408</b> | <b>\$1526</b> | <b>\$1653</b> |
|   | Specify armcap:<br>wood or SSU.  | OVERALL DIMENSIONS      |               |               | SEAT DIMENSIONS |               |               | BACK DIMENSIONS |               |               |               |               |               |
|   |  | W                       | D             | H             | W               | D             | H             | W               | H             |               |               |               |               |
|   | For linking lounge top<br>seating units to modular<br>table on the <b>right</b> side of the frame.   | 3.5                     | 29            | 25.25         | -               | -             | -             | -               | -             |               |               |               |               |
| Lounge Center Frame, Closed Arm<br>COM Yardage: 0.75<br>Freight Class: 150<br>Product Weight (lbs.): metal: 8.87   wood: 11<br>Cubic Feet Per Carton: 2.1 | Urethane armcap option - <b>Add \$56 list upcharge</b>   |                         |               |               |                 |               |               |                 |               |               |               |               |               |
|   | <b>GC3676CFA</b>   | <b>\$652</b>            | <b>\$713</b>  | <b>\$768</b>  | <b>\$845</b>    | <b>\$952</b>  | <b>\$1005</b> | <b>\$1102</b>   | <b>\$1258</b> | <b>\$1380</b> | <b>\$1514</b> | <b>\$1790</b> | <b>\$2083</b> |
|   | Specify leg finish:<br>wood or SSU.  | OVERALL DIMENSIONS      |               |               | SEAT DIMENSIONS |               |               | BACK DIMENSIONS |               |               |               |               |               |
|   | Optional wood or Urethane armcap.<br>Please specify. Add \$218.  | W                       | D             | H             | W               | D             | H             | W               | H             |               |               |               |               |
|   | For <b>linking</b> lounge top<br>seating units together or to<br>modular table.  | 5                       | 29            | 25.25         | -               | -             | -             | -               | -             |               |               |               |               |
| Center Frame, Fully Upholstered Arm<br>COM Yardage: 1.75<br>Freight Class: 150<br>Product Weight (lbs.): 35<br>Cubic Feet Per Carton: 6                   |  |                         |               |               |                 |               |               |                 |               |               |               |               |               |
|    | <b>GC3676LA</b>  | <b>\$652</b>            | <b>\$713</b>  | <b>\$768</b>  | <b>\$845</b>    | <b>\$952</b>  | <b>\$1005</b> | <b>\$1102</b>   | <b>\$1258</b> | <b>\$1380</b> | <b>\$1514</b> | <b>\$1790</b> | <b>\$2083</b> |
|   | Specify leg finish:<br>wood or Urethane.   | OVERALL DIMENSIONS      |               |               | SEAT DIMENSIONS |               |               | BACK DIMENSIONS |               |               |               |               |               |
|   | Optional wood or Urethane<br>armcap. Please specify. Add \$218.  | W                       | D             | H             | W               | D             | H             | W               | H             |               |               |               |               |
|   | For use in <b>left</b> side<br>finished position of<br>lounge seating units.<br><b>Does not allow linking to<br/>other units or tables.</b>  | 5                       | 29            | 25.25         | -               | -             | -             | -               | -             |               |               |               |               |
| Left End Frame, Fully Upholstered Arm<br>COM Yardage: 1.75<br>Freight Class: 250<br>Product Weight (lbs.): 20<br>Cubic Feet Per Carton: 6                 |  |                         |               |               |                 |               |               |                 |               |               |               |               |               |
|    | <b>GC3676RA</b>  | <b>\$652</b>            | <b>\$713</b>  | <b>\$768</b>  | <b>\$845</b>    | <b>\$952</b>  | <b>\$1005</b> | <b>\$1102</b>   | <b>\$1258</b> | <b>\$1380</b> | <b>\$1514</b> | <b>\$1790</b> | <b>\$2083</b> |
|   | Specify leg finish:<br>wood or Urethane.   | OVERALL DIMENSIONS      |               |               | SEAT DIMENSIONS |               |               | BACK DIMENSIONS |               |               |               |               |               |
|   | Optional wood or Urethane<br>armcap. Please specify. Add \$218.  | W                       | D             | H             | W               | D             | H             | W               | H             |               |               |               |               |
|   | For use in <b>right</b> side<br>finished position of<br>lounge seating units.<br><b>Does not allow linking to<br/>other units or tables.</b> | 5                       | 29            | 25.25         | -               | -             | -             | -               | -             |               |               |               |               |
| Right End Frame, Fully Upholstered Arm<br>COM Yardage: 1.75<br>Freight Class: 250<br>Product Weight (lbs.): 20<br>Cubic Feet Per Carton: 6                |  |                         |               |               |                 |               |               |                 |               |               |               |               |               |

**Modular tables for use with modular lounge and fully upholstered lounge units:**

Tops are 1" thick.

**Wooden leg tables:****Metal leg tables:****Table top finishes:****High Pressure Laminate (HP)**

|                       |                          |
|-----------------------|--------------------------|
| Absolute Acajou (ACJ) | First Class (FCL)        |
| Asian Night (ASN)     | Noce Biondo (NBL)        |
| Avant Cherry (W357)   | Noce Grigio (NGL)        |
| Avant Honey (W356)    | Noce Leggero (NEL)       |
| Blizzard (BZD)        | Noce Medio (NML)         |
| Brushed Cobalt (BRC)  | Quartered Mahogany (QTM) |
| Clear Maple (CMB)     | Sheer Beauty (SBY)       |
| Custom Grey (CGY)     | Stonedust (SDT)          |
| Dark Espresso (W142)  | Walnut Heights (WHE)     |
| Designer White (DWT)  | White Chocolate (WHC)    |
| Fashionista (FAS)     | Winter Cherry (WCR)      |

**Wood leg finishes (top, base, legs & apron):**

|                     |                      |                     |
|---------------------|----------------------|---------------------|
| Absolute (AAM)      | Medium Walnut (MWM)  | White (WHM)         |
| Cherry (ACM)        | Natural Walnut (NLW) | WC Cream (WTM)      |
| English Oak (EOM)   | Night (ASM)          | Winter Cherry (WCM) |
| Espresso Cafe (ECM) | Noce Biondo (NBM)    |                     |
| Fruitwood (TFM)     | Noce Grigio (NGM)    |                     |
| Gray (HGM)          | Noce Leggero (NEM)   |                     |
| Honey (AHM)         | Noce Medio (NMM)     |                     |
| Jet Onyx (JOM)      | Sandy Beach (SBM)    |                     |
| Mahogany (TMM)      | Shaker Cherry (SKM)  |                     |
| Maple (AVM)         | Walnut (TWM)         |                     |

**Metal leg finishes:**

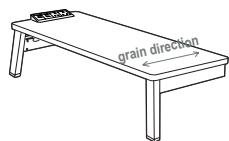
Black (TBL), Cloud (TIV), Designer White (TDW), Fog (TFO), Frost (TFR), Kalua (TKA), Latte (TLA), Mocha (TMO), Nevada (TNE), Sand (TSN), Shadow (TSH), Toast (TOA) and Tungsten (TTU).

**Metal frame finishes:**

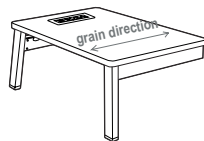
Black (TBL), Cloud (TIV), Designer White (TDW), Fog (TFO), Frost (TFR), Kalua (TKA), Latte (TLA), Mocha (TMO), Nevada (TNE), Sand (TSN), Shadow (TSH), Toast (TOA) and Tungsten (TTU).

**Power/USB modules:**











For modular tables with power/USB module, refer to models ending in "M". Module includes two power outlets, four USB charging ports and a 6 foot long power cord. Available in Black or White (must be specified at time of order). Power module is mounted **on surface** on narrow tables; mounted **in surface** on larger tables.



On surface power module  
on narrow tables



In surface power module  
on larger tables

| DESCRIPTION  | MODEL# / FEATURES           |                    |     | STANDARD TEXTILE GRADES |     |               |
|--|-----------------------------|--------------------|-----|-------------------------|-----|---------------|
| <br><br><b>Center Table, High Pressure</b>                     | GC36401-HP                  | 28 x 20.25 x 13    | 125 | 23                      | 3.5 | <b>\$1166</b> |
|  | GC36401M-HP<br>With power   |                    |     |                         |     | <b>\$2414</b> |
| <br><br><b>Narrow Center Table, High Pressure</b>              | GC36402-HP                  | 28 x 12 x 13       | 100 | 20                      | 2.1 | <b>\$1119</b> |
|  | GC36402M-HP<br>With power   |                    |     |                         |     | <b>\$2364</b> |
| <br><br><b>Left Corner Table, High Pressure Wood Legs</b>     | GC36403WL-HP                | 37.12 x 37.12 x 13 | 125 | 46                      | 6   | <b>\$2021</b> |
|  | GC36403WLM-HP<br>With power |                    |     |                         |     | <b>\$3269</b> |
| <br><br><b>Left Corner Table, High Pressure Metal Legs</b> | GC36403L-HP                 | 37.12 x 37.12 x 13 | 125 | 46                      | 6   | <b>\$2120</b> |
|  | GC36403LM-HP<br>With power  |                    |     |                         |     | <b>\$3368</b> |
| <br><br><b>Right Corner Table, High Pressure Wood Legs</b> | GC36403WR-HP                | 37.12 x 37.12 x 13 | 125 | 46                      | 6   | <b>\$2021</b> |
|  | GC36403WRM-HP<br>With power |                    |     |                         |     | <b>\$3269</b> |

- Model GC36401M-HP has **power/USB** module mounted in surface.

Coordinating 2mm edge. Regular center table for **wood or metal lounge** frame. Must be connected to full arm and leg with **lounge** frames (GC36406TLA/TRA, GC36406TLCA/TRCA). 1 per carton.

- Model GC36402M-HP has **power/USB** module mounted in surface.

Coordinating 2mm edge. Narrow center table for **wood or metal lounge** frame. Must be connected to full arm and leg with **lounge** frames (GC36406TLA/TRA, GC36406TLCA/TRCA, GC36406TLCA/TRCA). 1 per carton.

- Model GC36403WLM-HP has **power/USB** module mounted in surface.

Coordinating 2mm edge. Must be connected to full arm and leg with **wood lounge** frames. This table allows for kneespace when specifying chairs in a corner position. 1 per carton.

- Includes 2 rear wood legs (not shown).

- Model GC36403LM-HP has **power/USB** module mounted in surface.









Coordinating 2mm edge. Must be connected to full arm and leg with **metal lounge** frames (GC36406TLA/TRA, GC36406TLCA/TRCA). This table allows for kneespace when specifying chairs in a corner position. 1 per carton.

- Includes 2 rear metal legs (not shown).

- Model GC36403WRM-HP has **power/USB** module mounted in surface.

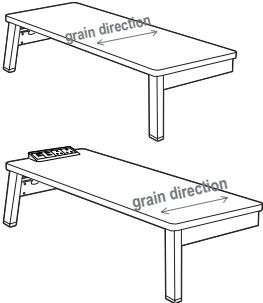


Coordinating 2mm edge. Must be connected to full arm and leg with **wood lounge** frames. This table allows for kneespace when specifying chairs in a corner position. 1 per carton.

- Includes 2 rear wood legs (not shown).

| DESCRIPTION   | MODEL# / FEATURES   |                    | STANDARD TEXTILE GRADES |    |     |               |
|---|---|--------------------|-------------------------|----|-----|---------------|
| <br><br><b>Right Corner Table, High Pressure Metal Legs</b> | GC36403R-HP   | 37.12 x 37.12 x 13 | 125                     | 46 | 6   | <b>\$2120</b> |
|   | GC36403RM-HP<br>With power  |                    |                         |    |     | <b>\$3368</b> |
|   | <ul style="list-style-type: none"> <li>Model GC36403RM-HP has <b>power/USB</b> module mounted in surface.</li> </ul> <p>Coordinating 2mm edge. Must be connected to full arm and leg with <b>metal lounge</b> frames (GC36406TLA/TRA, GC36406TLCA/TRCA). This table allows for kneespace when specifying chairs in a corner position. 1 per carton.</p> <ul style="list-style-type: none"> <li>Includes 2 rear metal legs (not shown).</li> </ul> |                    |                         |    |     |               |
| <br><br><b>Left End Table, High Pressure Wood Legs</b>      | GC36404WL-HP  | 28 x 20.25 x 13    | 125                     | 23 | 3.5 | <b>\$1552</b> |
|   | GC36404WLM-HP<br>With power   |                    |                         |    |     | <b>\$2800</b> |
|   | <ul style="list-style-type: none"> <li>Model GC36404WLM-HP has <b>power/USB</b> module mounted in surface.</li> </ul> <p>Coordinating 2mm edge. Must be connected to full arm and leg with <b>wood lounge</b> frames. 1 per carton.</p>   |                    |                         |    |     |               |
| <br><br><b>Left End Table, High Pressure Metal Legs</b>  | GC36404L-HP   | 28 x 20.25 x 13    | 125                     | 23 | 3.5 | <b>\$1649</b> |
|   | GC36404LM-HP<br>With power  |                    |                         |    |     | <b>\$2896</b> |
|   | <ul style="list-style-type: none"> <li>Model GC36404LM-HP has <b>power/USB</b> module mounted in surface.</li> </ul> <p>Coordinating 2mm edge. Must be connected to full arm and leg with <b>metal lounge</b> frames (GC36406TLA or GC36406TLCA). 1 per carton.</p>   |                    |                         |    |     |               |
| <br><br><b>Right End Table, High Pressure Wood Legs</b> | GC36404WR-HP  | 28 x 20.25 x 13    | 125                     | 23 | 3.5 | <b>\$1552</b> |
|   | GC36404WRM-HP<br>With power   |                    |                         |    |     | <b>\$2800</b> |
|   | <ul style="list-style-type: none"> <li>Model GC36404WRM-HP has <b>power/USB</b> module mounted in surface.</li> </ul> <p>Coordinating 2mm edge. Must be connected to full arm and leg with <b>wood lounge</b> frames. 1 per carton.</p>   |                    |                         |    |     |               |



212 USA  globalfurnituregroup.com

| DESCRIPTION   | MODEL# / FEATURES   |              | STANDARD TEXTILE GRADES |    |     |        |
|---|---|--------------|-------------------------|----|-----|--------|
|  | GC36405R-HP   | 28 x 12 x 13 | 100                     | 20 | 2.1 | \$1580 |
|   | GC36405RM-HP<br>With power  |              |                         |    |     | \$2828 |
|  | • Model GC36405RM-HP has <b>power/USB</b> module mounted on surface.  |              |                         |    |     |        |
|   | Coordinating 2mm edge. Must be connected to full arm and leg with <b>metal lounge</b> frames (GC36406TRA or GC36406TRCA). 1 per carton.                       |              |                         |    |     |        |
|  | GC36410   | -- x -- x -- | 250                     | 2  | 1   | \$776  |
|   | Surface top mount power/data module with one power outlet, two USB charging ports. 6 foot cord. White. Can be mounted to all freestanding and modular tables. |              |                         |    |     |        |



Meet River+™, the next generation of our highly popular River lounge series. Now with industry-leading support for workplace, education and healthcare, River+ performs at three times the BIFMA standard for true 24/7 applications in demanding environments. All models have been active weight tested to 600 lbs. including bariatric use. Multiple back and seat heights, 120-degree configurations and modular Aluminum arms are just a few of the many options that will make it yours.

To see the full River+ series, please refer to the Seating price list at: [globalfurnituregroup.com/workplace/resources/price-lists](http://globalfurnituregroup.com/workplace/resources/price-lists)

#### Features and Benefits

- A modular series that is composed of straight, curved and corner lounge sections, a wide assortment of benches and tables, and media hearths.
- Lounge and linking tables can be linked together in any combination to create a wide variety of layouts. Ganging hardware is standard and is factory installed. Ganging hardware swivels out of the way when not in use.
- Seating frames are constructed of heavy duty plywood, and are made for active environments. Seats are high density with highly resilient foam.
- River+ seating is rated for an active weight up to 600 lbs. per seat and 24/7 use.
- For 24/7 use and/or heavy duty application use, Global's Heavy Duty warranty is only on models specified with performance textiles, rated for 150,000 double rubs or more.
- A clean-out gap is created by seat-to-back connector brackets available in three finishes.
- The tapered legs are made of welded steel. The standard leg height is 6.5" with optional 3" and 8" legs available on select models. The leg height makes it easy to clean under the product.
- Modular, polished Aluminum loop arms can be relocated and retrofit to support changing layouts.
- A back shelf is available on most units in many laminate finishes.
- For improved safety, housekeeping and infection control, optional features include: sealed seams, sealed seat underside, and tamperproof bottom enclosures.
- For easy user access, optional power units are available for specification in a variety of locations across most River+ lounges, benches, and tables.
- For environmental certifications, please visit [globalfurnituregroup.com](http://globalfurnituregroup.com).

SENATOR



model GC3392

STANDARD FEATURES



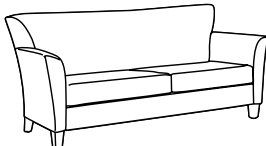
- The flared back design and creative curves enhance any healthcare environment without sacrificing comfort.
- Waterfall seamless front upholstered design with removable seat cushions for easy cleaning and protecting against bacteria.
- For added comfort, seats are standard with high density foam.
- Standard with wood legs.
- For healthcare textiles and wood finish options, visit the website at [globalfurnituregroup.com](http://globalfurnituregroup.com).
- Can be upholstered in standard Global textiles if healthcare compliance is not required.
- Shipped fully assembled.

OPTIONAL FEATURES

- Optional metal legs are available in Black (TBL), Kalua (TKA), Latte (TLA), Mocha (TMO), Shadow (TSH), Toast (TOA) and Tungsten (TTU). Please specify. No upcharge.
- For non-slip glides, specify (NS) - Add \$37.
- For moisture barrier on seat, please specify (MB). Add \$204 per seat.

SUGGESTED APPLICATIONS

- Lobbies
- Lounge/Waiting
- Patient rooms
- Resident rooms

| DESCRIPTION   |  | MODEL# / FEATURES |                             |                    | STANDARD TEXTILE GRADES |        |                 |        |        |                 |        |        |         |         |         |  |
|---|--|-------------------|-----------------------------|--------------------|-------------------------|--------|-----------------|--------|--------|-----------------|--------|--------|---------|---------|---------|--|
|    | <b>Armchair</b><br>COM Yardage: 5.25<br>Freight Class: 250<br>Product Weight (lbs.): 66<br>Cubic Feet Per Carton: 28.5         | GC3391            | Active weight 300lbs.       | COM                | 2                       | 3      | 4               | 5      | 6      | 7               | 8      | 9      | 10      | 11      | 12      |  |
|   |  |                   |                             | \$2867             | \$3032                  | \$3330 | \$3555          | \$3878 | \$3997 | \$4278          | \$4803 | \$5068 | \$5557  | \$6239  | \$7074  |  |
|   |  |                   |                             | OVERALL DIMENSIONS |                         |        | SEAT DIMENSIONS |        |        | BACK DIMENSIONS |        |        |         |         |         |  |
|   |  |                   |                             | W                  | D                       | H      | W               | D      | H      | W               | H      |        |         |         |         |  |
|   |  |                   |                             | 34                 | 32.25                   | 36     | 19.5            | 19     | 17.5   | 28              | 18.5   |        |         |         |         |  |
|  | <b>Two Seat Sofa</b><br>COM Yardage: 8.25<br>Freight Class: 300<br>Product Weight (lbs.): 100<br>Cubic Feet Per Carton: 55.75  | GC3392            | Active weight 300lbs./seat. | COM                | 2                       | 3      | 4               | 5      | 6      | 7               | 8      | 9      | 10      | 11      | 12      |  |
|   |  |                   |                             | \$4032             | \$4298                  | \$4744 | \$5099          | \$5602 | \$5793 | \$6234          | \$7059 | \$7473 | \$8243  | \$9314  | \$10628 |  |
|   |  |                   |                             | OVERALL DIMENSIONS |                         |        | SEAT DIMENSIONS |        |        | BACK DIMENSIONS |        |        |         |         |         |  |
|   |  |                   |                             | W                  | D                       | H      | W               | D      | H      | W               | H      |        |         |         |         |  |
|   |  |                   |                             | 61                 | 32.25                   | 36     | 46              | 19     | 17.5   | 56              | 18.5   |        |         |         |         |  |
|  | <b>Three Seat Sofa</b><br>COM Yardage: 9.5<br>Freight Class: 250<br>Product Weight (lbs.): 125<br>Cubic Feet Per Carton: 62.25 | GC3393            | Active weight 300lbs./seat. | COM                | 2                       | 3      | 4               | 5      | 6      | 7               | 8      | 9      | 10      | 11      | 12      |  |
|   |  |                   |                             | \$5204             | \$5505                  | \$6046 | \$6457          | \$7035 | \$7254 | \$7760          | \$8714 | \$9190 | \$10077 | \$11307 | \$12825 |  |
|   |  |                   |                             | OVERALL DIMENSIONS |                         |        | SEAT DIMENSIONS |        |        | BACK DIMENSIONS |        |        |         |         |         |  |
|   |  |                   |                             | W                  | D                       | H      | W               | D      | H      | W               | H      |        |         |         |         |  |
|   |  |                   |                             | 76                 | 32.25                   | 36     | 61              | 19     | 17.5   | 71              | 18.5   |        |         |         |         |  |

SLEEP-EEZ



model GC3614

STANDARD FEATURES

- Sleep-Eez provides incredible comfort, requires zero wall clearance and can be easily opened and closed by one person.
- It can be adjusted to create three functional positions: a chair, a chaise lounge and a sleep surface.
- The heavy duty steel mechanism will provide long-term performance.
- Commercial grade casters are standard. Front casters are non-swivel manual locking. Back casters are non-locking and swivel for better steering when moving the chair.
- Clean out space is provided between the seat and back cushions for housekeeping and infection prevention control.
- Sleep-Eez’s construction allows for on-site replacement of all components, eliminating down time and enhancing the product’s life.
- Standard with Black urethane fully extended arms with a grip for ease of entry and exit from chair.
- For healthcare textile options, visit the website at [www.globalfurnituregroup.com](http://www.globalfurnituregroup.com).
- Can be upholstered in standard Global textiles if healthcare compliance is not required.
- Ships fully assembled.
- Measurements:  
Chair: 34.5”W x 37”D x 34.25”H  
Chaise lounge: 34.5”W x 64”D x 34.25”H  
Sleep surface: 24”W x 77”D

OPTIONAL FEATURES

- For moisture barrier on seat, please specify **(MB)**. Add \$204.
- To add sealed seams to your product, please specify **(SS)**. Add \$362.

SUGGESTED APPLICATIONS

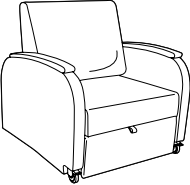
- Lobbies
- Lounge/Waiting
- Office/Meeting
- Patient rooms
- Resident rooms
- Treatment/Exam rooms

Please add option codes in the following order:

- **Model number**  
**GC3614** Single sleeper chair
- **Textile**  
Specify fabric code.
- **Armcap finish**  
**(BLK)** Black Urethane armcap  
**(LAB)** Latte Urethane armcap  
**(KAL)** Kalua Urethane armcap  
**(J52)** Mocha Urethane armcap  
**(SHW)** Shadow Urethane armcap  
**(TOA)** Toast Urethane armcap  
**(AAM)** Absolute wood armcap  
**(ACM)** Cherry wood armcap  
**(EOM)** English Oak wood armcap  
**(ECM)** Espresso Cafe wood armcap  
**(HGM)** Gray wood armcap  
**(AHM)** Honey wood armcap  
**(JOM)** Jet Onyx wood armcap  
**(AVM)** Maple wood armcap  
**(MWM)** Medium Walnut wood armcap  
**(NLW)** Natural Walnut wood armcap  
**(ASM)** Night wood armcap  
**(NBM)** Noce Biondo wood armcap  
**(NGM)** Noce Grigio wood armcap  
**(NEM)** Noce Leggero wood armcap  
**(NMM)** Noce Medio wood armcap  
**(SBM)** Sandy Beach wood armcap  
**(SKM)** Shaker Cherry wood armcap  
**(TFM)** Fruitwood wood armcap  
**(TMM)** Mahogany wood armcap  
**(TWM)** Walnut wood armcap  
**(WTM)** WC Cream wood armcap  
**(WHM)** White wood armcap  
**(WCM)** Winter Cherry wood armcap
- **Moisture Barrier**  
**(MB)** Seat only
- **Sealed Seams**  
**(SS)** All sealed seams

EXAMPLE SLEEP-EEZ ORDER CODE:

|         |         |         |                  |              |
|---------|---------|---------|------------------|--------------|
| GC3614  | -LX21   | -PT     | -MB              | -SS          |
| Model # | Textile | Armcaps | Moisture Barrier | Sealed Seams |

| DESCRIPTION  | MODEL# | STANDARD TEXTILE GRADES |        |        |                 |        |        |                 |        |        |        |         |         |
|--|--------|-------------------------|--------|--------|-----------------|--------|--------|-----------------|--------|--------|--------|---------|---------|
|  |        | COM                     | 2      | 3      | 4               | 5      | 6      | 7               | 8      | 9      | 10     | 11      | 12      |
|   | GC3614 | \$5263                  | \$5572 | \$5827 | \$6199          | \$6733 | \$6981 | \$7462          | \$8228 | \$8823 | \$9481 | \$10832 | \$12275 |
|  |        |                         |        |        |                 |        |        |                 |        |        |        |         |         |
|  |        | OVERALL DIMENSIONS      |        |        | SEAT DIMENSIONS |        |        | BACK DIMENSIONS |        |        |        |         |         |
|  |        | W                       | D      | H      | W               | D      | H      | W               |        | H      |        |         |         |
| <b>Single Sleeper Chair</b><br>COM Yardage: 8.5<br>Freight Class: 150<br>Product weight (lbs.): 160<br>Cubic Feet per Carton: 38 |        |                         |        |        |                 |        |        |                 |        |        |        |         |         |
| Active weight 350 lbs.   |        | 35                      | 37     | 35     | 27.5            | 21     | 17.5   | 27.5            |        | 18.5   |        |         |         |

## STRAND



model GC3707HB



model GC3702

## FEATURES


- Strand is the perfect synthesis of versatility, comfort, durability and value pricing. Strand offers a pleasing look in a diverse range of solutions from single patient room chairs to waiting areas and public spaces.
- All models are standard in oval metal tube frame.
- Frame available in Black (**TBL**), Cloud (**TIV**), Designer White (**TDW**), Fog (**TFO**), Frost (**TFR**), Kalua (**TKA**), Latte (**TLA**), Mocha (**TMO**), Nevada (**TNE**), Sand (**TSN**), Shadow (**TSH**), Toast (**TOA**) and Tungsten (**TTU**).
- The frame can be weighted and made with tamper proof fasteners for greater security in more challenging mental health spaces or correctional facilities.
- Armcaps are standard in Black urethane.
- **Left and Right Position Reference** is determined based on being seated in the chair.
- The seat and back are removable and field replaceable.
- For added comfort, seats are standard with high density foam.
- All seat frames feature a wall saver design to prevent back contact with wall. Footstool and benches do not have wall saver legs.
- Standard seat height on all models is 18".
- Cleanout space is provided between the seat and back cushions for easy housekeeping.
- Standard with Black plastic glides.
- Select models are offered with rear tip and move wheels. To activate wheels, tilt the chair back so the casters are in contact with the floor. This feature makes it easy to relocate the chair while unoccupied.
- Flex back models allow the back to move in a soothing rocking motion.
- Active weight capacity for standard single seat is 350 lbs. and 750 lbs for bariatric seating.
- For healthcare textiles and finish options, visit the website at [www.globalfurnituregroup.com](http://www.globalfurnituregroup.com)
- Can be upholstered in standard Global textiles if healthcare compliance is not required.


## OPTIONAL FEATURES

- Wood armcaps are also available in all healthcare wood seating finishes.  
Single Seat - Add \$189  
Two Seater - Add \$279.  
Three Seater - Add \$373.
- Non-marking White glides are available. Please specify (**WH**). No upcharge.
- For moisture barrier on seat, add **\$137** per seat. For bariatric models - Add **\$209** per seat.
- As an option, seams can be sealed to prevent penetration of fluids through the stitching. Contact Customer Care for approved textiles.  
For Low Back Models - Add \$75 per seat.  
For Low Back Bariatric Models - Add \$80 per seat.  
For High Back Models - Add \$87 per seat.  
For High Back Bariatric Models - Add \$90 per seat.  
For Split-Back models - Add \$131  
For Ottoman - Add \$23  
For Single Seat Bench - Add \$30  
For Two Seat Bench - Add \$59  
For Three Seat Bench - Add \$87

## SUGGESTED APPLICATIONS


- Bariatric seating (some models)
- Guest seating
- Lobbies
- Lounge/Waiting
- Patient rooms
- Resident rooms
- Treatment/Exam rooms

| DESCRIPTION  | MODEL# | STANDARD FABRIC GRADES |        |        |                 |        |        |                 |        |        |        |        |        |
|--|--------|------------------------|--------|--------|-----------------|--------|--------|-----------------|--------|--------|--------|--------|--------|
|   |        | COM                    | 2      | 3      | 4               | 5      | 6      | 7               | 8      | 9      | 10     | 11     | 12     |
|  | GC3700 | \$1326                 | \$1387 | \$1442 | \$1519          | \$1627 | \$1669 | \$1765          | \$1947 | \$2034 | \$2202 | \$2432 | \$2717 |
|  |        | OVERALL DIMENSIONS     |        |        | SEAT DIMENSIONS |        |        | BACK DIMENSIONS |        |        |        |        |        |
|  |        | W                      | D      | H      | W               | D      | H      | W               | H      |        |        |        |        |
|  |        |                        | 24.5   | 27.5   | 34.5            | 22     | 18.5   | 18              | 21.5   | 17     |        |        |        |
| <b>Low Back Single Seat Armless Chair</b><br>COM Yardage: 1.75<br>Freight Class: 250<br>Product Weight (lbs.): 43<br>Cubic Feet Per Carton: 17.5 |        | Active weight 350 lbs. |        |        |                 |        |        |                 |        |        |        |        |        |

|   |        |   |        |        |                 |        |        |                 |        |        |        |        |        |
|---|--------|---|--------|--------|-----------------|--------|--------|-----------------|--------|--------|--------|--------|--------|
|    |        | COM   | 2      | 3      | 4               | 5      | 6      | 7               | 8      | 9      | 10     | 11     | 12     |
|   | GC3701 | \$1581  | \$1644 | \$1699 | \$1776          | \$1884 | \$1925 | \$2022          | \$2204 | \$2291 | \$2459 | \$2689 | \$2974 |
|   |        | OVERALL DIMENSIONS  |        |        | SEAT DIMENSIONS |        |        | BACK DIMENSIONS |        |        |        |        |        |
|   |        | W   | D      | H      | W               | D      | H      | W               | H      |        |        |        |        |
|   |        |   | 25.5   | 27.5   | 34.5            | 22     | 18.5   | 18              | 21.5   | 17     |        |        |        |
| <b>LB Single Seat Armchair</b><br>COM Yardage: 1.75<br>Freight Class: 250<br>Product Weight (lbs.): 48<br>Cubic Feet Per Carton: 17.5 |        | Active weight 350 lbs.<br>Wood armcap option - <b>Add \$189</b> |        |        |                 |        |        |                 |        |        |        |        |        |

Active weight 350 lbs.


Active weight 350 lbs.  
Wood armcap option - Add \$189



Designed to immobilize the pelvis and hip joints after surgery.

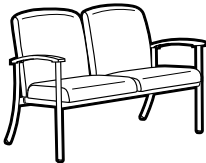
**LB Hip Armchair, Post Surgery**  
COM Yardage: 1.75  
Freight Class: 250  
Product Weight (lbs.): 53  
Cubic Feet Per Carton: 17.5

|   | COM                | 2      | 3      | 4               | 5      | 6      | 7               | 8      | 9      | 10     | 11     | 12     |
|---|--------------------|--------|--------|-----------------|--------|--------|-----------------|--------|--------|--------|--------|--------|
| GC3701-24<br>24" seat height                                    | \$1938             | \$2001 | \$2056 | \$2134          | \$2241 | \$2283 | \$2379          | \$2561 | \$2650 | \$2816 | \$3047 | \$3333 |
|   |                    |        |        |                 |        |        |                 |        |        |        |        |        |
|   | OVERALL DIMENSIONS |        |        | SEAT DIMENSIONS |        |        | BACK DIMENSIONS |        |        |        |        |        |
|   | W                  | D      | H      |                 | W      | D      | H               |        | W      | H      |        |        |
|   | 25.5               | 27.5   | 40.5   |                 | 22     | 18.5   | 24              |        | 21.5   | 17     |        |        |
| Active weight 350 lbs.<br>Wood armcap option - <b>Add \$189</b> |                    |        |        |                 |        |        |                 |        |        |        |        |        |




**HB Single Seat Armchair**  
COM Yardage: 2  
Freight Class: 250  
Product Weight (lbs.): 53  
Cubic Feet Per Carton: 20

|   | COM    | 2      | 3      | 4               | 5      | 6      | 7      | 8               | 9      | 10     | 11     | 12     |
|---|--------|--------|--------|-----------------|--------|--------|--------|-----------------|--------|--------|--------|--------|
| GC3701HB  | \$1823 | \$1891 | \$1956 | \$2042          | \$2168 | \$2215 | \$2323 | \$2529          | \$2630 | \$2822 | \$3086 | \$3412 |
|   |        |        |        |                 |        |        |        |                 |        |        |        |        |
| OVERALL DIMENSIONS  |        |        |        | SEAT DIMENSIONS |        |        |        | BACK DIMENSIONS |        |        |        |        |
| W   |        | D      |        | H               | W      |        | D      | H               | W      |        | H      |        |
| 25.5  |        | 27.5   |        | 42.5            | 22     |        | 18     | 18              | 21.5   |        | 25     |        |
| Active weight 350 lbs.<br>Wood armcap option - <b>Add \$189</b> |        |        |        |                 |        |        |        |                 |        |        |        |        |



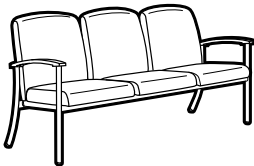
**LB Two Seat Chair, No Center Arm**  
COM Yardage: 3.25  
Freight Class: 300  
Product Weight (lbs.): 68  
Cubic Feet Per Carton: 43

|  | COM    | 2      | 3      | 4               | 5      | 6      | 7      | 8               | 9      | 10     | 11     | 12     |
|--|--------|--------|--------|-----------------|--------|--------|--------|-----------------|--------|--------|--------|--------|
| GC3702   | \$2494 | \$2610 | \$2710 | \$2855          | \$3056 | \$3132 | \$3310 | \$3640          | \$3807 | \$4117 | \$4550 | \$5080 |
|  |        |        |        |                 |        |        |        |                 |        |        |        |        |
| OVERALL DIMENSIONS   |        |        |        | SEAT DIMENSIONS |        |        |        | BACK DIMENSIONS |        |        |        |        |
| W  | D      | H      |        | W               | D      | H      |        | W               | H      |        |        |        |
| 49.75  | 27.5   | 34.5   |        | 44              | 18.5   | 18     |        | 43              | 17     |        |        |        |
| Active weight 350 lbs./seat<br>Wood armcap option - <b>Add \$189</b> |        |        |        |                 |        |        |        |                 |        |        |        |        |



**HB Two Seat Chair, No Center Arm**  
COM Yardage: 3.75  
Freight Class: 300  
Product Weight (lbs.): 75  
Cubic Feet Per Carton: 56.5

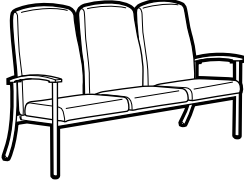
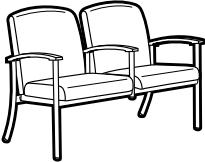

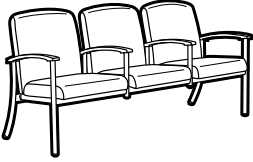

|  | COM    | 2      | 3      | 4               | 5      | 6      | 7      | 8               | 9      | 10     | 11     | 12     |
|--|--------|--------|--------|-----------------|--------|--------|--------|-----------------|--------|--------|--------|--------|
| GC3702HB   | \$2873 | \$3003 | \$3120 | \$3283          | \$3516 | \$3606 | \$3811 | \$4196          | \$4388 | \$4744 | \$5238 | \$5854 |
|  |        |        |        |                 |        |        |        |                 |        |        |        |        |
| OVERALL DIMENSIONS   |        |        |        | SEAT DIMENSIONS |        |        |        | BACK DIMENSIONS |        |        |        |        |
|  | W      | D      | H      |                 | W      | D      | H      |                 | W      | H      |        |        |
|  | 49.75  | 27.5   | 42.5   |                 | 44     | 18.5   | 18     |                 | 43     | 25     |        |        |
| Active weight 350 lbs./seat<br>Wood armcap option - <b>Add \$189</b> |        |        |        |                 |        |        |        |                 |        |        |        |        |



**LB Three Seat Chair, No Center Arms**  
COM Yardage: 4.5  
Freight Class: 300  
Product Weight (lbs.): 90  
Cubic Feet Per Carton: 65.25

|  | COM    | 2      | 3      | 4               | 5      | 6      | 7      | 8               | 9      | 10     | 11     | 12     |
|--|--------|--------|--------|-----------------|--------|--------|--------|-----------------|--------|--------|--------|--------|
| GC3703   | \$3485 | \$3644 | \$3781 | \$3978          | \$4260 | \$4365 | \$4609 | \$5069          | \$5302 | \$5729 | \$6326 | \$7061 |
|  |        |        |        |                 |        |        |        |                 |        |        |        |        |
| OVERALL DIMENSIONS   |        |        |        | SEAT DIMENSIONS |        |        |        | BACK DIMENSIONS |        |        |        |        |
| W  |        | D      | H      | W               |        | D      | H      | W               |        | H      |        |        |
| 71.25  |        | 27.5   | 34.5   | 66              |        | 18.5   | 18     | 64.5            |        | 17     |        |        |
| Active weight 350 lbs./seat<br>Wood armcap option - <b>Add \$189</b> |        |        |        |                 |        |        |        |                 |        |        |        |        |



| DESCRIPTION   | MODEL#   | STANDARD FABRIC GRADES |        |        |                 |        |        |                 |        |        |        |        |        |
|---|----------|------------------------|--------|--------|-----------------|--------|--------|-----------------|--------|--------|--------|--------|--------|
|   |          | COM                    | 2      | 3      | 4               | 5      | 6      | 7               | 8      | 9      | 10     | 11     | 12     |
|    | GC3703HB | \$3907                 | \$4093 | \$4254 | \$4485          | \$4811 | \$4936 | \$5221          | \$5757 | \$6029 | \$6526 | \$7222 | \$8078 |
|   |          | OVERALL DIMENSIONS     |        |        | SEAT DIMENSIONS |        |        | BACK DIMENSIONS |        |        |        |        |        |
|   |          | W                      | D      | H      | W               | D      | H      | W               | H      |        |        |        |        |
|    | GC3704   | \$2757                 | \$2873 | \$2972 | \$3118          | \$3319 | \$3395 | \$3573          | \$3905 | \$4070 | \$4380 | \$4813 | \$5343 |
|   |          | OVERALL DIMENSIONS     |        |        | SEAT DIMENSIONS |        |        | BACK DIMENSIONS |        |        |        |        |        |
|   |          | W                      | D      | H      | W               | D      | H      | W               | H      |        |        |        |        |
|   | GC3704HB | \$3140                 | \$3270 | \$3387 | \$3550          | \$3783 | \$3873 | \$4078          | \$4463 | \$4655 | \$5011 | \$5505 | \$6121 |
|   |          | OVERALL DIMENSIONS     |        |        | SEAT DIMENSIONS |        |        | BACK DIMENSIONS |        |        |        |        |        |
|   |          | W                      | D      | H      | W               | D      | H      | W               | H      |        |        |        |        |
|  | GC3705   | \$4011                 | \$4172 | \$4309 | \$4506          | \$4788 | \$4893 | \$5136          | \$5597 | \$5830 | \$6257 | \$6854 | \$7589 |
|   |          | OVERALL DIMENSIONS     |        |        | SEAT DIMENSIONS |        |        | BACK DIMENSIONS |        |        |        |        |        |
|   |          | W                      | D      | H      | W               | D      | H      | W               | H      |        |        |        |        |
|  | GC3705HB | \$4433                 | \$4621 | \$4782 | \$5011          | \$5337 | \$5464 | \$5749          | \$6285 | \$6553 | \$7054 | \$7750 | \$8604 |
|   |          | OVERALL DIMENSIONS     |        |        | SEAT DIMENSIONS |        |        | BACK DIMENSIONS |        |        |        |        |        |
|   |          | W                      | D      | H      | W               | D      | H      | W               | H      |        |        |        |        |

**HB Three Seat Chair, No Center Arms**  
COM Yardage: 5.25  
Freight Class: 300  
Product Weight (lbs.): 96  
Cubic Feet Per Carton: 80.75

Active weight 350 lbs./seat  
Wood armcap option - **Add \$189**

**LB Two Seat Chair, Half Center Arm**  
COM Yardage: 3.25  
Freight Class: 300  
Product Weight (lbs.): 73  
Cubic Feet Per Carton: 43

Active weight 350 lbs./seat  
Wood armcap option - **Add \$279**

**HB Two Seat Chair, Half Center Arm**  
COM Yardage: 3.75  
Freight Class: 300  
Product Weight (lbs.): 79  
Cubic Feet Per Carton: 56.5

Active weight 350 lbs./seat  
Wood armcap option - **Add \$279**




**LB Three Seat Chair, Half Center Arms**  
COM Yardage: 4.5  
Freight Class: 300  
Product Weight (lbs.): 100  
Cubic Feet Per Carton: 65.25


Active weight 350 lbs./seat  
Wood armcap option - **Add \$373**

**HB Three Seat Chair, Half Center Arms**  
COM Yardage: 5.25  
Freight Class: 300  
Product Weight (lbs.): 100  
Cubic Feet Per Carton: 80.75

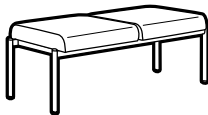
Active weight 350 lbs./seat  
Wood armcap option - **Add \$373**



| DESCRIPTION   | MODEL#   | STANDARD FABRIC GRADES  |        |        |                 |        |        |                 |        |        |        |        |        |
|---|----------|---|--------|--------|-----------------|--------|--------|-----------------|--------|--------|--------|--------|--------|
|    |          | COM   | 2      | 3      | 4               | 5      | 6      | 7               | 8      | 9      | 10     | 11     | 12     |
|   | GC3707   | \$1745  | \$1806 | \$1861 | \$1938          | \$2046 | \$2088 | \$2184          | \$2366 | \$2454 | \$2621 | \$2852 | \$3136 |
|   |          | OVERALL DIMENSIONS  |        |        | SEAT DIMENSIONS |        |        | BACK DIMENSIONS |        |        |        |        |        |
|   |          | W   | D      | H      | W               | D      | H      | W               | H      |        |        |        |        |
|   |          | 25.5  | 27.5   | 34.5   |                 | 22     | 18.5   | 18              |        | 21.5   | 17     |        |        |
| <b>LB Armchair, Rear Tip &amp; Move Wheels</b><br>COM Yardage: 1.75<br>Freight Class: 250<br>Product Weight (lbs.): 48<br>Cubic Feet Per Carton: 17.5           |          | Active weight 350 lbs.<br>Wood armcap option - <b>Add \$189</b>   |        |        |                 |        |        |                 |        |        |        |        |        |
|    |          | COM   | 2      | 3      | 4               | 5      | 6      | 7               | 8      | 9      | 10     | 11     | 12     |
|   | GC3707HB | \$1985  | \$2051 | \$2118 | \$2204          | \$2329 | \$2376 | \$2486          | \$2690 | \$2794 | \$2983 | \$3247 | \$3574 |
|   |          | OVERALL DIMENSIONS  |        |        | SEAT DIMENSIONS |        |        | BACK DIMENSIONS |        |        |        |        |        |
|   |          | W   | D      | H      | W               | D      | H      | W               | H      |        |        |        |        |
|   |          | 25.5  | 27.5   | 42.5   |                 | 22     | 18     | 18              |        | 21     | 25     |        |        |
| <b>HB Armchair, Rear Tip &amp; Move Wheels</b><br>COM Yardage: 2<br>Freight Class: 250<br>Product Weight (lbs.): 50<br>Cubic Feet Per Carton: 20                |          | Active weight 350 lbs.<br>Wood armcap option - <b>Add \$189</b>   |        |        |                 |        |        |                 |        |        |        |        |        |
|   |          | COM   | 2      | 3      | 4               | 5      | 6      | 7               | 8      | 9      | 10     | 11     | 12     |
|   | GC3711   | \$1996  | \$2093 | \$2178 | \$2300          | \$2471 | \$2533 | \$2685          | \$2968 | \$3108 | \$3369 | \$3735 | \$4181 |
|   |          | OVERALL DIMENSIONS  |        |        | SEAT DIMENSIONS |        |        | BACK DIMENSIONS |        |        |        |        |        |
|   |          | W   | D      | H      | W               | D      | H      | W               | H      |        |        |        |        |
|   |          | 36  | 27.5   | 34.5   |                 | 32.5   | 18     | 18              |        | 31     | 17     |        |        |
| <b>Bariatric LB Armchair</b><br>COM Yardage: 2.75<br>Freight Class: 250<br>Product Weight (lbs.): 60<br>Cubic Feet Per Carton: 26.5                             |          | Active weight 750 lbs.<br>Wood armcap option - <b>Add \$189</b><br><br>Armless Bariatric models are <u>not</u> available. |        |        |                 |        |        |                 |        |        |        |        |        |
|    |          | COM   | 2      | 3      | 4               | 5      | 6      | 7               | 8      | 9      | 10     | 11     | 12     |
|   | GC3711HB | \$2211  | \$2329 | \$2428 | \$2570          | \$2775 | \$2850 | \$3029          | \$3359 | \$3525 | \$3836 | \$4266 | \$4796 |
|   |          | OVERALL DIMENSIONS  |        |        | SEAT DIMENSIONS |        |        | BACK DIMENSIONS |        |        |        |        |        |
|   |          | W   | D      | H      | W               | D      | H      | W               | H      |        |        |        |        |
|   |          | 36  | 27.5   | 42.5   |                 | 32.5   | 18     | 18              |        | 31     | 25     |        |        |
| <b>Bariatric HB Armchair</b><br>COM Yardage: 3.25<br>Freight Class: 250<br>Product Weight (lbs.): 66<br>Cubic Feet Per Carton: 30.5                             |          | Active weight 750 lbs.<br>Wood armcap option - <b>Add \$189</b><br><br>Armless Bariatric models are <u>not</u> available. |        |        |                 |        |        |                 |        |        |        |        |        |
|    |          | COM   | 2      | 3      | 4               | 5      | 6      | 7               | 8      | 9      | 10     | 11     | 12     |
|   | GC3712   | \$2161  | \$2257 | \$2345 | \$2465          | \$2635 | \$2698 | \$2849          | \$3133 | \$3272 | \$3534 | \$3900 | \$4345 |
|   |          | OVERALL DIMENSIONS  |        |        | SEAT DIMENSIONS |        |        | BACK DIMENSIONS |        |        |        |        |        |
|   |          | W   | D      | H      | W               | D      | H      | W               | H      |        |        |        |        |
|   |          | 36  | 27.5   | 34.5   |                 | 32.5   | 18     | 18              |        | 31     | 17     |        |        |
| <b>Bariatric LB Armchair, Rear Tip &amp; Move Wheels</b><br>COM Yardage: 2.75<br>Freight Class: 250<br>Product Weight (lbs.): 60<br>Cubic Feet Per Carton: 26.5 |          | Active weight 750 lbs.<br>Wood armcap option - <b>Add \$189</b><br><br>Armless Bariatric models are <u>not</u> available. |        |        |                 |        |        |                 |        |        |        |        |        |

| DESCRIPTION   | MODEL#   | STANDARD FABRIC GRADES   |        |        |                 |        |        |                 |        |        |        |        |        |
|---|----------|--|--------|--------|-----------------|--------|--------|-----------------|--------|--------|--------|--------|--------|
|    |          | COM  | 2      | 3      | 4               | 5      | 6      | 7               | 8      | 9      | 10     | 11     | 12     |
|   | GC3715   | \$1881   | \$1941 | \$1998 | \$2074          | \$2182 | \$2223 | \$2321          | \$2502 | \$2589 | \$2757 | \$2987 | \$3273 |
|   |          | OVERALL DIMENSIONS   |        |        | SEAT DIMENSIONS |        |        | BACK DIMENSIONS |        |        |        |        |        |
|   |          | W  | D      | H      | W               | D      | H      | W               | H      |        |        |        |        |
|   |          | 25.5   | 27.5   | 34.5   | 22              | 18     | 18     | 21              | 17     |        |        |        |        |
| <b>LB Armchair, Flex Back</b><br>COM Yardage: 1.75<br>Freight Class: 250<br>Product Weight (lbs.): 49<br>Cubic Feet Per Carton: 17.5                        |          | Active weight 350 lbs.<br>Wood armcap option - <b>Add \$189</b>                        |        |        |                 |        |        |                 |        |        |        |        |        |
|    |          | COM  | 2      | 3      | 4               | 5      | 6      | 7               | 8      | 9      | 10     | 11     | 12     |
|   | GC3715HB | \$2124   | \$2191 | \$2258 | \$2344          | \$2468 | \$2516 | \$2626          | \$2829 | \$2931 | \$3122 | \$3387 | \$3714 |
|   |          | OVERALL DIMENSIONS   |        |        | SEAT DIMENSIONS |        |        | BACK DIMENSIONS |        |        |        |        |        |
|   |          | W  | D      | H      | W               | D      | H      | W               | H      |        |        |        |        |
|   |          | 25.5   | 27.5   | 42.5   | 22              | 18     | 18     | 21              | 25     |        |        |        |        |
| <b>HB Armchair, Flex Back</b><br>COM Yardage: 2<br>Freight Class: 250<br>Product Weight (lbs.): 50<br>Cubic Feet Per Carton: 20                             |          | Active weight 350 lbs.<br>Wood armcap option - <b>Add \$189</b>                        |        |        |                 |        |        |                 |        |        |        |        |        |
|   |          | COM  | 2      | 3      | 4               | 5      | 6      | 7               | 8      | 9      | 10     | 11     | 12     |
|   | GC3716HB | \$2284   | \$2350 | \$2417 | \$2503          | \$2628 | \$2675 | \$2785          | \$2989 | \$3090 | \$3282 | \$3546 | \$3873 |
|   |          | OVERALL DIMENSIONS   |        |        | SEAT DIMENSIONS |        |        | BACK DIMENSIONS |        |        |        |        |        |
|   |          | W  | D      | H      | W               | D      | H      | W               | H      |        |        |        |        |
|   |          | 25.5   | 27.5   | 42.5   | 22              | 18     | 18     | 21              | 25     |        |        |        |        |
| <b>HB Armchair, Flex Back, Rear Tip &amp; Move Wheels</b><br>COM Yardage: 2<br>Freight Class: 250<br>Product Weight (lbs.): 50<br>Cubic Feet Per Carton: 20 |          | Active weight 350 lbs.<br>Wood armcap option - <b>Add \$189</b>                        |        |        |                 |        |        |                 |        |        |        |        |        |
|    |          | COM  | 2      | 3      | 4               | 5      | 6      | 7               | 8      | 9      | 10     | 11     | 12     |
|   | GC3717HB | \$2136   | \$2204 | \$2269 | \$2355          | \$2481 | \$2528 | \$2635          | \$2842 | \$2944 | \$3135 | \$3399 | \$3725 |
|   |          | OVERALL DIMENSIONS   |        |        | SEAT DIMENSIONS |        |        | BACK DIMENSIONS |        |        |        |        |        |
|   |          | W  | D      | H      | W               | D      | H      | W               | H      |        |        |        |        |
|   |          | 25.5   | 27.5   | 42.5   | 22              | 18     | 18     | 21.5            | 25     |        |        |        |        |
| <b>HB Armchair, Split Back</b><br>COM Yardage: 2<br>Freight Class: 250<br>Product Weight (lbs.): 53<br>Cubic Feet Per Carton: 20                            |          | Fold away headrest.<br>Active weight 350 lbs.<br>Wood armcap option - <b>Add \$189</b> |        |        |                 |        |        |                 |        |        |        |        |        |
|    |          | COM  | 2      | 3      | 4               | 5      | 6      | 7               | 8      | 9      | 10     | 11     | 12     |
|   | GC3708   | \$1005   | \$1038 | \$1071 | \$1116          | \$1176 | \$1203 | \$1256          | \$1359 | \$1411 | \$1505 | \$1636 | \$1800 |
|   |          | OVERALL DIMENSIONS   |        |        | SEAT DIMENSIONS |        |        | BACK DIMENSIONS |        |        |        |        |        |
|   |          | W  | D      | H      | W               | D      | H      | W               | H      |        |        |        |        |
|   |          | 16.5   | 18.5   | 10.5   |                 |        |        |                 |        |        |        |        |        |
| <b>Footstool, Angled Top</b><br>COM Yardage: 1<br>Freight Class: 150<br>Product Weight (lbs.): 16<br>Cubic Feet Per Carton: 3.5                             |          | Stores beneath any standard seating unit.<br>Active weight 350 lbs.                    |        |        |                 |        |        |                 |        |        |        |        |        |

| DESCRIPTION | MODEL# | STANDARD FABRIC GRADES |        |        |        |        |        |        |        |        |        |        |        |
|-------------|--------|------------------------|--------|--------|--------|--------|--------|--------|--------|--------|--------|--------|--------|
|             |        | COM                    | 2      | 3      | 4      | 5      | 6      | 7      | 8      | 9      | 10     | 11     | 12     |
|             | GC3722 | \$1681                 | \$1742 | \$1799 | \$1875 | \$1983 | \$2024 | \$2120 | \$2302 | \$2390 | \$2557 | \$2788 | \$3074 |

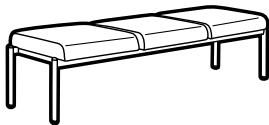


**Two Seat Bench**  
COM Yardage: 1.75  
Freight Class: 250  
Product Weight (lbs.): 48  
Cubic Feet Per Carton: 23

Active weight 350 lbs./seat

| OVERALL DIMENSIONS |      |    | SEAT DIMENSIONS |   |   | BACK DIMENSIONS |   |
|--------------------|------|----|-----------------|---|---|-----------------|---|
| W                  | D    | H  | W               | D | H | W               | H |
| 47.5               | 23.5 | 18 |                 |   |   |                 |   |

|  | MODEL# | STANDARD FABRIC GRADES |        |        |        |        |        |        |        |        |        |        |        |
|--|--------|------------------------|--------|--------|--------|--------|--------|--------|--------|--------|--------|--------|--------|
|  |        | COM                    | 2      | 3      | 4      | 5      | 6      | 7      | 8      | 9      | 10     | 11     | 12     |
|  | GC3723 | \$2191                 | \$2259 | \$2323 | \$2410 | \$2534 | \$2581 | \$2691 | \$2896 | \$2998 | \$3189 | \$3453 | \$3779 |



**Three Seat Bench**  
COM Yardage: 2  
Freight Class: 250  
Product Weight (lbs.): 68  
Cubic Feet Per Carton: 33.25

Active weight 350 lbs./seat

| OVERALL DIMENSIONS |      |    | SEAT DIMENSIONS |   |   | BACK DIMENSIONS |   |
|--------------------|------|----|-----------------|---|---|-----------------|---|
| W                  | D    | H  | W               | D | H | W               | H |
| 70                 | 23.5 | 18 |                 |   |   |                 |   |

WILLOW



model W5AUUG  
Armchair, Upholstered Seat  
& Back

Wipeable shroud edge does  
not collect debris

No visible brackets or  
upholstery staples

Arm Options



Waterfall Arm (WFA)

Forward Grip Assist (GAA)

|  | Willow Chair<br>Stacking Capability |                    |
|--|-------------------------------------|--------------------|
|  | Stacks on<br>floor                  | Stacks on<br>dolly |
| Four leg arm and armless chairs with glides only |                                     |                    |
| Poly/poly chairs                                 | up to 6 high                        | up to 10 high      |
| Upholstered chairs                               | up to 4 high                        | up to 8 high       |
| Bariatric Models                                 | up to 4 high                        | up to 8 high       |
| Four leg bar and counter stools                  |                                     |                    |
| Stools with arms                                 | Does not stack                      | N/A                |
| Armless stools                                   | up to 4 high                        | N/A                |

| Plastic Component Finish Matching Chart |                   |                         |
|---|-------------------|-------------------------|
| Chair Types                             | Seat Shroud       | Arms and Back<br>Shroud |
| Poly back and seat                      | Matches seat/back | Matches seat/back       |
| Upholstered back and seat               | Specify           | Specify                 |
| Poly back/upholstered seat              | Specify           | Specify                 |
| Upholstered back/poly seat              | Matches seat      | Specify                 |



For linking tables, see page 234.

EXAMPLE WILLOW ORDER CODE:

|              |              |              |              |                     |                       |
|--------------|--------------|--------------|--------------|---------------------|-----------------------|
| W5AUU        | PU75         | NS           | PU75         | WFA                 | BLK                   |
| Model #      | Back Textile | Seat         | Seat Textile | Arm Style           | Seat Shroud<br>Finish |
| CHM          | ST           | BLK          | NS           | NB                  |                       |
| Frame Finish | Glide Type   | Glide Finish | Back seams   | Moisture<br>Barrier |                       |

STANDARD FEATURES

- Willow's durable design and open, welcoming form will ensure years of use. Freestanding chairs are available with four legs or sled base, in seated standard or bariatric widths. Additional models include hip, counter and bar height stools. Freestanding and corner, in-line and end tables are also available to complement the line.
- Seated height chairs may be ganged with ganging brackets or with in-line and corner tables.
- Plastic seats and backs, reinforced nylon arms, back shrouds and seat shrouds are available in a wide range of colors. See finish chart for matching color components.
- Tubular steel frame is available in 20 paint finishes and 4 plated finishes (upcharge applies).
- Frame design features a wall saver leg to prevent contact with walls.
- Active weight capacity is 300 lbs. for four-leg seating with casters, 400 lbs. for seating on glides and 600 lbs. for 30" wide bariatric and parent/child models.
- Plastic seat shrouds are standard on all models.
- Upholstered seats have no seams for ease of cleaning.
- Four-leg chairs with glides are stackable, see matrix. Stacking of caster models is not recommended due to damage to plastic and upholstery.
- Armless counter and bar height stools are stackable on the floor only. See chart for details.
- Four-leg and stool models are available with a variety of glide types. Glides must be chosen to best suit flooring type and site conditions. For more information, refer to glide selection chart.
- Tables used with Willow armchairs require 28" clearance under the surface top; counter height stools require 34.25" clearance; bar height stools require 40.25" clearance.
- Sled base models have nylon colored glides, non-marking natural glides for use on most floor surfaces, or no glides for use on carpeted floors.
- For healthcare textiles, visit the website at [globalfurnituregroup.com](http://globalfurnituregroup.com).
- Check textile availability prior to specifying upholstery material.
- The series is available to specify with two textiles on upholstered seat and back models. For pricing, start with the base price and add applicable graded textile upcharges for the back and the seat.
- The blended textile matrix does not apply to this series.
- The series is designed for use across a range of facilities and is covered under Global's limited lifetime warranty for single-shift use. Specify from approved textiles.
- Shipped fully assembled.

OPTIONAL FEATURES

- Additional weight (CW) of 24 lbs. is available. Weighted four-leg chairs are not stackable.
- Power/USB units are available, ordered separately, for use with in-line, corner and end tables. See model for details.
- Tables are pre-drilled for field installation of undermount power. Clamp mount units are available. Order power units separately for field installation.
- Moisture barrier may be specified on seats.
- Sled base models offer a floor mount (FM) option. See upcharges. Mounting hardware not included.





Add option codes in the following order:





- Model number**  
Enter model number.
- Back, Seat and Seat Shroud Finish** (plastic back and seat models)  
Plastic finishes:  
(BZB) Buzz Blue (KAL) Kalua  
(CCT) Cactus (LAB) Latte  
(CRO) Carrot (J52) Mocha  
(IVC) Cloud (BLK) Night  
(DJN) Dijon (SND) Sand  
(EGP) Eggplant (SAR) Scarlet  
(FOG) Fog (SHW) Shadow  
(FRO) Frost (TOA) Toast  
(INK) Ink
- Back Finish** (plastic back and upholstered seat models)  
See Plastic finishes.
- Back Textile** (for upholstered back models)  
Specify back textile.
- Seat Textile** (for upholstered seat models)  
(NS) Seamless seat  
Specify seat textile.
- Arm Style** (for chairs with arms)  
(WFA) Waterfall arm  
(GAA) Grip assist arm. Add \$35.
- Arm and Back Shroud Finish**  
See Plastic finishes.
- Seat and Seat Shroud Finish** (for upholstered back and plastic seat models).  
See Plastic finishes.
- Leg Type** (for sled base models)  
(NF) No floor mount  
(FM) Floor mounted. Add \$13.
- Frame finish**  
Paint finishes:  
Black (TBL), Buzz Blue (TBZ), Cactus (TCC), Carrot (TCR), Cloud (TIV), Designer White (TDW), Dijon (TDJ), Eggplant (TEG), Fog (TFO), Frost (TFR), Ink (TIN), Kalua (TKA), Latte (TLA), Mocha (TMO), Nevada (TNE), Sand (TSN), Scarlet (TSR), Shadow (TSH), Toast (TOA) and Tungsten (TTU).  
Plated finishes - see chart on page 224 for upcharges:  
(CHM) Chrome  
(BCH) Brushed Chrome
- Glide type** (four leg glides)  
(ST) Nylon, colored glide for most surfaces  
(NM) White, non-marking Nylon glide for most surfaces  
(SG) Steel cushion glide for carpeted surfaces. Add \$36.  
(FG) Felt glide for most hard floor surfaces. Add \$36.  
(RG) Rubber, non-slip glide for most hard floor surfaces. Add \$36.
- Glide type** (sled bases)  
(ST) Nylon, colored glide for most surfaces  
(NM) White, non-marking Nylon glide for most surfaces  
(XG) No glide for carpeted surfaces
- Glide Finish** (ST glides)  
(BLK) Black  
(SND) Sand
- Caster Type** (caster models)  
(C114) 2" caster for carpeted surface  
(C114R) 2" caster for most hard floor surfaces. Add \$53.
- Back Seams**  
(NS) No sealed back seams  
(SBS) Sealed back seams
- Moisture Barrier** (on seat)  
(NB) No moisture barrier.  
(MB) Moisture barrier. Add \$107. For bariatric, add \$161.


| DESCRIPTION | MODEL# | STANDARD FABRIC GRADES |  |  |  |  |  |  |
|-------------|--------|------------------------|--|--|--|--|--|--|
|-------------|--------|------------------------|--|--|--|--|--|--|


|                                    | GLIDES  |                 |   |                 |  |                 |   |                 |
|------------------------------------|---|-----------------|---|-----------------|--|-----------------|---|-----------------|
|                                    | Standard colored (ST) + non-marking (NM) glides - standard height |                 | Steel cushion (SG) glides - 0.313" higher than standard |                 | Felt pad (FG) glides - 0.375" higher than standard |                 | Rubber non-slip (RG) glides - 0.563" higher than standard |                 |
|                                    | SEAT HEIGHT (in)  | ARM HEIGHT (in) | SEAT HEIGHT (in)  | ARM HEIGHT (in) | SEAT HEIGHT (in)                                   | ARM HEIGHT (in) | SEAT HEIGHT (in)  | ARM HEIGHT (in) |
| ARMCHAIRS                          |   |                 |   |                 |  |                 |   |                 |
| Plastic seat, standard arms        | 17  | 26.75           | 17.31   | 27.06           | 17.38  | 27.13           | 17.56   | 27.31           |
| Plastic seat, grip assist arms     | 17  | 27              | 17.31   | 27.31           | 17.38  | 27.38           | 17.56   | 27.56           |
| Upholstered seat, standard arms    | 18.25   | 26.75           | 18.56   | 27.06           | 18.63  | 27.13           | 18.81   | 27.31           |
| Upholstered seat, grip assist arms | 18.25   | 27              | 18.56   | 27.31           | 18.63  | 27.38           | 18.81   | 27.56           |
| COUNTER STOOLS WITH ARMS           |   |                 |   |                 |  |                 |   |                 |
| Plastic seat, standard arms        | 23.25   | 33              | 23.56   | 33.31           | 23.63  | 33.38           | 23.81   | 33.56           |
| Plastic seat, grip assist arms     | 23.25   | 33.25           | 23.56   | 33.56           | 23.63  | 33.63           | 23.81   | 33.81           |
| Upholstered seat, standard arms    | 24.25   | 33              | 24.56   | 33.31           | 24.63  | 33.38           | 24.81   | 33.56           |
| Upholstered seat, grip assist arms | 24.25   | 33.25           | 24.56   | 33.56           | 24.63  | 33.63           | 24.81   | 33.81           |
| BAR STOOLS WITH ARMS               |   |                 |   |                 |  |                 |   |                 |
| Plastic seat, standard arms        | 29.25   | 39              | 29.56   | 39.31           | 29.63  | 39.38           | 29.81   | 39.56           |
| Plastic seat, grip assist arms     | 29.25   | 39.25           | 29.56   | 39.56           | 29.63  | 39.63           | 29.81   | 39.81           |
| Upholstered seat, standard arms    | 30.25   | 39              | 30.56   | 39.31           | 30.63  | 39.38           | 30.81   | 39.56           |
| Upholstered seat, grip assist arms | 30.25   | 39.25           | 30.56   | 39.56           | 30.63  | 39.63           | 30.81   | 39.81           |


| PLATED FRAME FINISH UPCHARGES      |              |                      |
|------------------------------------|--------------|----------------------|
|                                    | Chrome (CHM) | Brushed Chrome (BCH) |
| FOUR LEG BASE                      |              |                      |
| Standard, arm and armless          | \$42         | \$147                |
| Bariatric                          | \$71         | \$229                |
| Hip chairs, standard and bariatric | \$71         | \$229                |
| Counter stools, arm and armless    | \$75         | \$244                |
| Bar stools, arm and armless        | \$75         | \$244                |
| SLED BASE                          |              |                      |
| Standard, arm and armless          | \$53         | \$180                |
| Bariatric                          | \$71         | \$229                |


| DESCRIPTION   | MODEL#  | STANDARD FABRIC GRADES   |              |              |                 |               |               |                 |               |               |               |               |               |
|---|---|--------------------------|--------------|--------------|-----------------|---------------|---------------|-----------------|---------------|---------------|---------------|---------------|---------------|
|    |   | List Price               |              |              |                 |               |               |                 |               |               |               |               |               |
|   | <b>W5APPG</b><br>with glides  | <b>\$563</b>             |              |              |                 |               |               |                 |               |               |               |               |               |
|   | <b>W5APPC</b><br>with casters   | <b>\$707</b>             |              |              |                 |               |               |                 |               |               |               |               |               |
|   |   | OVERALL DIMENSIONS       |              |              | SEAT DIMENSIONS |               |               | BACK DIMENSIONS |               |               |               |               |               |
|   |   | W                        | D            | H            | W               | D             | H             | W               | H             |               |               |               |               |
| <b>Armchair, Polypropylene Back and Seat</b><br>COM Yardage: n/a<br>Freight Class: 250<br>Product Weight (lbs.): 20.88<br>Cubic Feet Per Carton: 5.56                 | Active weight with casters 300 lbs.; does not stack.<br>Active weight with glides 400 lbs.; stacks 4 high on floor.<br>2 per carton (pricing and specifications are for one seat unit)                        | 24.25                    | 23.5         | 32           | 17.75           | 17.5          | 17            | 16              | 16            |               |               |               |               |
|    |   | 1/COM                    | 2            | 3            | 4               | 5             | 6             | 7               | 8             | 9             | 10            | 11            | 12            |
|   | <b>W5AUPG</b><br>with glides  | <b>\$662</b>             | <b>\$679</b> | <b>\$693</b> | <b>\$712</b>    | <b>\$740</b>  | <b>\$751</b>  | <b>\$775</b>    | <b>\$812</b>  | <b>\$841</b>  | <b>\$871</b>  | <b>\$935</b>  | <b>\$1002</b> |
|   | <b>W5AUPC</b><br>with casters   | <b>\$780</b>             | <b>\$797</b> | <b>\$811</b> | <b>\$830</b>    | <b>\$858</b>  | <b>\$869</b>  | <b>\$893</b>    | <b>\$930</b>  | <b>\$959</b>  | <b>\$989</b>  | <b>\$1053</b> | <b>\$1120</b> |
|   |   | OVERALL DIMENSIONS       |              |              | SEAT DIMENSIONS |               |               | BACK DIMENSIONS |               |               |               |               |               |
|   |   | W                        | D            | H            | W               | D             | H             | W               | H             |               |               |               |               |
| <b>Armchair, Upholstered Back and Polypropylene Seat</b><br>COM Yardage: 0.5<br>Freight Class: 250<br>Product Weight (lbs.): 21.88<br>Cubic Feet Per Carton: 5.56     | Active weight with casters 300 lbs.; does not stack.<br>Active weight with glides 400 lbs.; stacks 4 high on floor.<br>Add \$16 for (SBS)<br>2 per carton (pricing and specifications are for one seat unit)  | 24.25                    | 21.75        | 32.25        | 17.75           | 16.75         | 17            | 16.5            | 16            |               |               |               |               |
|   |   | 1/COM                    | 2            | 3            | 4               | 5             | 6             | 7               | 8             | 9             | 10            | 11            | 12            |
|   | <b>W5APUG</b><br>with glides  | <b>\$662</b>             | <b>\$688</b> | <b>\$708</b> | <b>\$737</b>    | <b>\$779</b>  | <b>\$795</b>  | <b>\$831</b>    | <b>\$887</b>  | <b>\$929</b>  | <b>\$976</b>  | <b>\$1071</b> | <b>\$1172</b> |
|   | <b>W5APUC</b><br>with casters   | <b>\$780</b>             | <b>\$806</b> | <b>\$826</b> | <b>\$855</b>    | <b>\$897</b>  | <b>\$913</b>  | <b>\$949</b>    | <b>\$1005</b> | <b>\$1047</b> | <b>\$1094</b> | <b>\$1189</b> | <b>\$1290</b> |
|   |   | OVERALL DIMENSIONS       |              |              | SEAT DIMENSIONS |               |               | BACK DIMENSIONS |               |               |               |               |               |
|   |   | W                        | D            | H            | W               | D             | H             | W               | H             |               |               |               |               |
| <b>Armchair, Polypropylene Back and Upholstered Seat</b><br>COM Yardage: 0.75<br>Freight Class: 250<br>Product Weight (lbs.): 21.38<br>Cubic Feet Per Carton: 5.56    | Active weight with casters 300 lbs.; does not stack.<br>Active weight with glides 400 lbs.; stacks 4 high on floor.<br>2 per carton (pricing and specifications are for one seat unit)                        | 24.25                    | 23.5         | 32           | 18.25           | 17.75         | 18.25         | 16              | 15.25         |               |               |               |               |
|    |   | 1/COM                    | 2            | 3            | 4               | 5             | 6             | 7               | 8             | 9             | 10            | 11            | 12            |
|   | <b>W5AUUG</b><br>with glides  | Base Price: <b>\$696</b> |              |              |                 |               |               |                 |               |               |               |               |               |
|   |   | Seat upcharge: <b>+0</b> | <b>+\$26</b> | <b>+\$46</b> | <b>+\$75</b>    | <b>+\$117</b> | <b>+\$133</b> | <b>+\$169</b>   | <b>+\$225</b> | <b>+\$267</b> | <b>+\$314</b> | <b>+\$409</b> | <b>+\$510</b> |
|   |   | Back upcharge: <b>+0</b> | <b>+\$17</b> | <b>+\$31</b> | <b>+\$50</b>    | <b>+\$78</b>  | <b>+\$89</b>  | <b>+\$113</b>   | <b>+\$150</b> | <b>+\$179</b> | <b>+\$209</b> | <b>+\$273</b> | <b>+\$340</b> |
|   | <b>W5AUUC</b><br>with casters   | Base Price: <b>\$847</b> |              |              |                 |               |               |                 |               |               |               |               |               |
|   |   | Seat upcharge: <b>+0</b> | <b>+\$26</b> | <b>+\$46</b> | <b>+\$75</b>    | <b>+\$117</b> | <b>+\$133</b> | <b>+\$169</b>   | <b>+\$225</b> | <b>+\$267</b> | <b>+\$314</b> | <b>+\$409</b> | <b>+\$510</b> |
|   |   | Back upcharge: <b>+0</b> | <b>+\$17</b> | <b>+\$31</b> | <b>+\$50</b>    | <b>+\$78</b>  | <b>+\$89</b>  | <b>+\$113</b>   | <b>+\$150</b> | <b>+\$179</b> | <b>+\$209</b> | <b>+\$273</b> | <b>+\$340</b> |
|   |   | OVERALL DIMENSIONS       |              |              | SEAT DIMENSIONS |               |               | BACK DIMENSIONS |               |               |               |               |               |
|   | W   | D                        | H            | W            | D               | H             | W             | H               |               |               |               |               |               |
| <b>Armchair, Upholstered Back and Seat</b><br>COM Yardage: Back: 0.5; Seat: 0.75<br>Freight Class: 250<br>Product Weight (lbs.): 21.88<br>Cubic Feet Per Carton: 5.56 | Active weight with casters 300 lbs.; does not stack.<br>Active weight with glides 400 lbs.; stacks 4 high on floor.<br>Add \$16 for (SBS).<br>2 per carton (pricing and specifications are for one seat unit) | 24.25                    | 22           | 32.25        | 18.25           | 17            | 18.25         | 16.5            | 15.25         |               |               |               |               |


| DESCRIPTION   | MODEL#                        | STANDARD FABRIC GRADES   |              |              |                 |               |               |                 |               |               |               |               |               |
|---|-------------------------------|--------------------------|--------------|--------------|-----------------|---------------|---------------|-----------------|---------------|---------------|---------------|---------------|---------------|
|    |                               | List Price               |              |              |                 |               |               |                 |               |               |               |               |               |
|   | <b>W5NPPG</b><br>with glides  | <b>\$513</b>             |              |              |                 |               |               |                 |               |               |               |               |               |
|   | <b>W5NPPC</b><br>with casters | <b>\$656</b>             |              |              |                 |               |               |                 |               |               |               |               |               |
|   |                               | OVERALL DIMENSIONS       |              |              | SEAT DIMENSIONS |               |               | BACK DIMENSIONS |               |               |               |               |               |
|   |                               | W                        | D            | H            | W               | D             | H             | W               | H             |               |               |               |               |
| <b>Armless Chair, Polypropylene Back and Seat</b><br>COM Yardage: n/a<br>Freight Class: 250<br>Product Weight (lbs.): 18<br>Cubic Feet Per Carton: 4.63                 |                               | 20.75                    | 23.5         | 32           | 17.75           | 17.5          | 17            | 16              | 16            |               |               |               |               |
|   |                               |                          |              |              |                 |               |               |                 |               |               |               |               |               |
|    |                               | 1/COM                    | 2            | 3            | 4               | 5             | 6             | 7               | 8             | 9             | 10            | 11            | 12            |
|   | <b>W5NUPG</b><br>with glides  | <b>\$610</b>             | <b>\$627</b> | <b>\$641</b> | <b>\$660</b>    | <b>\$688</b>  | <b>\$699</b>  | <b>\$723</b>    | <b>\$760</b>  | <b>\$789</b>  | <b>\$819</b>  | <b>\$883</b>  | <b>\$950</b>  |
|   | <b>W5NUPC</b><br>with casters | <b>\$727</b>             | <b>\$744</b> | <b>\$758</b> | <b>\$777</b>    | <b>\$805</b>  | <b>\$816</b>  | <b>\$840</b>    | <b>\$877</b>  | <b>\$906</b>  | <b>\$936</b>  | <b>\$1000</b> | <b>\$1067</b> |
|   |                               | OVERALL DIMENSIONS       |              |              | SEAT DIMENSIONS |               |               | BACK DIMENSIONS |               |               |               |               |               |
|   |                               | W                        | D            | H            | W               | D             | H             | W               | H             |               |               |               |               |
| <b>Armless Chair, Upholstered Back and Polypropylene Seat</b><br>COM Yardage: 0.5<br>Freight Class: 250<br>Product Weight (lbs.): 18.5<br>Cubic Feet Per Carton: 4.63   |                               | 20.75                    | 23.5         | 32.25        | 17.75           | 16.75         | 17            | 16.5            | 16            |               |               |               |               |
|   |                               |                          |              |              |                 |               |               |                 |               |               |               |               |               |
|   |                               | 1/COM                    | 2            | 3            | 4               | 5             | 6             | 7               | 8             | 9             | 10            | 11            | 12            |
|   | <b>W5NPUG</b><br>with glides  | <b>\$610</b>             | <b>\$636</b> | <b>\$656</b> | <b>\$685</b>    | <b>\$727</b>  | <b>\$743</b>  | <b>\$779</b>    | <b>\$835</b>  | <b>\$877</b>  | <b>\$924</b>  | <b>\$1019</b> | <b>\$1120</b> |
|   | <b>W5NPUC</b><br>with casters | <b>\$727</b>             | <b>\$753</b> | <b>\$773</b> | <b>\$802</b>    | <b>\$844</b>  | <b>\$860</b>  | <b>\$896</b>    | <b>\$952</b>  | <b>\$994</b>  | <b>\$1041</b> | <b>\$1136</b> | <b>\$1237</b> |
|   |                               | OVERALL DIMENSIONS       |              |              | SEAT DIMENSIONS |               |               | BACK DIMENSIONS |               |               |               |               |               |
|   |                               | W                        | D            | H            | W               | D             | H             | W               | H             |               |               |               |               |
| <b>Armless Chair, Polypropylene Back and Upholstered Seat</b><br>COM Yardage: 0.75<br>Freight Class: 250<br>Product Weight (lbs.): 18.5<br>Cubic Feet Per Carton: 4.63  |                               | 20.75                    | 23.5         | 32           | 18.25           | 17.75         | 18.25         | 16              | 15.25         |               |               |               |               |
|   |                               |                          |              |              |                 |               |               |                 |               |               |               |               |               |
|    |                               | 1/COM                    | 2            | 3            | 4               | 5             | 6             | 7               | 8             | 9             | 10            | 11            | 12            |
|   | <b>W5NUUG</b><br>with glides  | Base Price: <b>\$646</b> |              |              |                 |               |               |                 |               |               |               |               |               |
|   |                               | Seat upcharge: <b>+0</b> | <b>+\$26</b> | <b>+\$46</b> | <b>+\$75</b>    | <b>+\$117</b> | <b>+\$133</b> | <b>+\$169</b>   | <b>+\$225</b> | <b>+\$267</b> | <b>+\$314</b> | <b>+\$409</b> | <b>+\$510</b> |
|   |                               | Back upcharge: <b>+0</b> | <b>+\$17</b> | <b>+\$31</b> | <b>+\$50</b>    | <b>+\$78</b>  | <b>+\$89</b>  | <b>+\$113</b>   | <b>+\$150</b> | <b>+\$179</b> | <b>+\$209</b> | <b>+\$273</b> | <b>+\$340</b> |
|   | <b>W5NUUC</b><br>with casters | Base Price: <b>\$794</b> |              |              |                 |               |               |                 |               |               |               |               |               |
|   |                               | Seat upcharge: <b>+0</b> | <b>+\$26</b> | <b>+\$46</b> | <b>+\$75</b>    | <b>+\$117</b> | <b>+\$133</b> | <b>+\$169</b>   | <b>+\$225</b> | <b>+\$267</b> | <b>+\$314</b> | <b>+\$409</b> | <b>+\$510</b> |
|   |                               | Back upcharge: <b>+0</b> | <b>+\$17</b> | <b>+\$31</b> | <b>+\$50</b>    | <b>+\$78</b>  | <b>+\$89</b>  | <b>+\$113</b>   | <b>+\$150</b> | <b>+\$179</b> | <b>+\$209</b> | <b>+\$273</b> | <b>+\$340</b> |
|   |                               | OVERALL DIMENSIONS       |              |              | SEAT DIMENSIONS |               |               | BACK DIMENSIONS |               |               |               |               |               |
|   | W                             | D                        | H            | W            | D               | H             | W             | H               |               |               |               |               |               |
| <b>Armless Chair, Upholstered Back and Seat</b><br>COM Yardage: Back: 0.5; Seat: 0.75<br>Freight Class: 150<br>Product Weight (lbs.): 19<br>Cubic Feet Per Carton: 4.63 |                               | 20.75                    | 23.5         | 32.25        | 18.25           | 17            | 18.25         | 16.5            | 15.25         |               |               |               |               |
|   |                               |                          |              |              |                 |               |               |                 |               |               |               |               |               |

| DESCRIPTION  | MODEL#  | STANDARD FABRIC GRADES   |                    |       |       |                 |        |        |                 |        |        |        |        |        |
|--|---------|--|--------------------|-------|-------|-----------------|--------|--------|-----------------|--------|--------|--------|--------|--------|
|   |         | 1/COM  | 2                  | 3     | 4     | 5               | 6      | 7      | 8               | 9      | 10     | 11     | 12     |        |
|  | W530AUU | Base Price:  | \$1091             |       |       |                 |        |        |                 |        |        |        |        |        |
|  |         | Seat upcharge:   | +0                 | +\$34 | +\$61 | +\$100          | +\$155 | +\$178 | +\$225          | +\$300 | +\$356 | +\$417 | +\$545 | +\$679 |
|  |         | Back upcharge:   | +0                 | +\$26 | +\$46 | +\$75           | +\$117 | +\$133 | +\$169          | +\$225 | +\$267 | +\$314 | +\$409 | +\$510 |
|  |         |  | OVERALL DIMENSIONS |       |       | SEAT DIMENSIONS |        |        | BACK DIMENSIONS |        |        |        |        |        |
|  |         | W  | D                  | H     | W     | D               | H      | W      | H               |        |        |        |        |        |
|  |         | 35.25  | 23.5               | 32.25 |       | 29              | 17     | 18.25  |                 | 26.75  | 15.25  |        |        |        |
| <b>Bariatric Armchair, Upholstered Back and Seat</b><br>COM Yardage: Back: 0.75; Seat: 1<br>Freight Class: 250<br>Product Weight (lbs.): 41<br>Cubic Feet Per Carton: 20.5 |         | Active weight 600 lbs.<br>Stacks 4 high on floor.<br>Caster model not available.<br>Add \$25 for (SBS).<br>One per carton (pricing and specifications are for one seat unit) |                    |       |       |                 |        |        |                 |        |        |        |        |        |






|  |         |  |                    |       |       |                 |        |        |                 |        |        |        |        |        |
|--|---------|--|--------------------|-------|-------|-----------------|--------|--------|-----------------|--------|--------|--------|--------|--------|
|   |         | 1/COM  | 2                  | 3     | 4     | 5               | 6      | 7      | 8               | 9      | 10     | 11     | 12     |        |
|  | W530NUU | Base Price:  | \$1040             |       |       |                 |        |        |                 |        |        |        |        |        |
|  |         | Seat upcharge:   | +0                 | +\$34 | +\$61 | +\$100          | +\$155 | +\$178 | +\$225          | +\$300 | +\$356 | +\$417 | +\$545 | +\$679 |
|  |         | Back upcharge:   | +0                 | +\$26 | +\$46 | +\$75           | +\$117 | +\$133 | +\$169          | +\$225 | +\$267 | +\$314 | +\$409 | +\$510 |
|  |         |  | OVERALL DIMENSIONS |       |       | SEAT DIMENSIONS |        |        | BACK DIMENSIONS |        |        |        |        |        |
|  |         | W  | D                  | H     | W     | D               | H      | W      | H               |        |        |        |        |        |
|  |         | 31.75  | 23.5               | 32.25 |       | 29              | 17     | 0      |                 | 26.75  | 15.25  |        |        |        |
| <b>Bariatric Armless Chair, Upholstered Back and Seat</b><br>COM Yardage: Back: 0.75; Seat: 1<br>Freight Class: 250<br>Product Weight (lbs.): 37.5<br>Cubic Feet Per Carton: 16.75 |         | Active weight 600 lbs.<br>Stacks 4 high on floor.<br>Caster model not available.<br>Add \$25 for (SBS).<br>One per carton (pricing and specifications are for one seat unit) |                    |       |       |                 |        |        |                 |        |        |        |        |        |






|  |       |   |       |    |                 |       |       |                 |    |  |  |  |  |
|--|-------|---|-------|----|-----------------|-------|-------|-----------------|----|--|--|--|--|
|    |       | List Price                                |       |    |                 |       |       |                 |    |  |  |  |  |
|  | W6APP | \$722                                     |       |    |                 |       |       |                 |    |  |  |  |  |
|  |       | OVERALL DIMENSIONS                        |       |    | SEAT DIMENSIONS |       |       | BACK DIMENSIONS |    |  |  |  |  |
|  |       | W   | D     | H  | W               | D     | H     | W               | H  |  |  |  |  |
|  |       | 24.25                                     | 23.75 | 32 | 17.75           | 17.75 | 17.75 | 16              | 16 |  |  |  |  |
| <b>Armchair, Sled Base, Polypropylene Back and Seat</b><br>COM Yardage: n/a<br>Freight Class: 250<br>Product Weight (lbs.): 29.5<br>Cubic Feet Per Carton: 13.25 |       | Active weight 400 lbs.<br>Does not stack. |       |    |                 |       |       |                 |    |  |  |  |  |


|  |       |  |       |       |                 |       |       |                 |       |       |        |        |        |
|--|-------|--|-------|-------|-----------------|-------|-------|-----------------|-------|-------|--------|--------|--------|
|   |       | 1/COM  | 2     | 3     | 4               | 5     | 6     | 7               | 8     | 9     | 10     | 11     | 12     |
|  | W6AUP | \$794  | \$811 | \$825 | \$844           | \$872 | \$883 | \$907           | \$944 | \$973 | \$1003 | \$1067 | \$1134 |
|  |       | OVERALL DIMENSIONS   |       |       | SEAT DIMENSIONS |       |       | BACK DIMENSIONS |       |       |        |        |        |
|  |       | W  | D     | H     | W               | D     | H     | W               | H     |       |        |        |        |
|  |       | 24.25  | 23.75 | 32.25 | 17.75           | 17.75 | 17.75 | 16.5            | 16    |       |        |        |        |
| <b>Armchair, Sled Base, Upholstered Back and Polypropylene Seat</b><br>COM Yardage: 0.5<br>Freight Class: 250<br>Product Weight (lbs.): 30<br>Cubic Feet Per Carton: 13.25 |       | Active weight 400 lbs.<br>Does not stack.<br>Add \$16 for (SBS). |       |       |                 |       |       |                 |       |       |        |        |        |


|   |       |   |       |       |                 |       |       |                 |        |        |        |        |        |
|---|-------|---|-------|-------|-----------------|-------|-------|-----------------|--------|--------|--------|--------|--------|
|    |       | 1/COM                                     | 2     | 3     | 4               | 5     | 6     | 7               | 8      | 9      | 10     | 11     | 12     |
|   | W6APU | \$794                                     | \$820 | \$840 | \$869           | \$911 | \$927 | \$963           | \$1019 | \$1061 | \$1108 | \$1203 | \$1304 |
|   |       | OVERALL DIMENSIONS                        |       |       | SEAT DIMENSIONS |       |       | BACK DIMENSIONS |        |        |        |        |        |
|   |       | W   | D     | H     | W               | D     | H     | W               | H      |        |        |        |        |
|   |       | 24.25                                     | 23.75 | 32    | 18.25           | 17.75 | 18.25 | 16              | 15.25  |        |        |        |        |
| <b>Armchair, Sled Base, Polypropylene Back and Upholstered Seat</b><br>COM Yardage: 0.75<br>Freight Class: 250<br>Product Weight (lbs.): 30<br>Cubic Feet Per Carton: 13.25 |       | Active weight 400 lbs.<br>Does not stack. |       |       |                 |       |       |                 |        |        |        |        |        |





| DESCRIPTION  | MODEL#  | STANDARD FABRIC GRADES  |                    |                    |       |                 |                 |        |                 |                 |        |        |        |        |
|--|---|---|--------------------|--------------------|-------|-----------------|-----------------|--------|-----------------|-----------------|--------|--------|--------|--------|
|   | W6AUU   | Base Price:   | 1/COM              | 2                  | 3     | 4               | 5               | 6      | 7               | 8               | 9      | 10     | 11     | 12     |
|  |   | Seat upcharge:  | +0                 | +\$26              | +\$46 | +\$75           | +\$117          | +\$133 | +\$169          | +\$225          | +\$267 | +\$314 | +\$409 | +\$510 |
|  |   | Back upcharge:  | +0                 | +\$17              | +\$31 | +\$50           | +\$78           | +\$89  | +\$113          | +\$150          | +\$179 | +\$209 | +\$273 | +\$340 |
|  |   |   | OVERALL DIMENSIONS |                    |       | SEAT DIMENSIONS |                 |        | BACK DIMENSIONS |                 |        |        |        |        |
|  |   |   | W                  | D                  | H     | W               | D               | H      | W               | H               |        |        |        |        |
| Armchair, Sled Base, Upholstered Back and Seat<br>COM Yardage: Back: 0.5; Seat: 0.75<br>Freight Class: 250<br>Product Weight (lbs.): 30.5<br>Cubic Feet Per Carton: 13.25      | Active weight 400 lbs.<br>Does not stack.   |   | 24.25              | 23.75              | 32.25 | 18.25           | 16.5            | 18.25  | 16.5            | 15.25           |        |        |        |        |
|  | Add \$16 for (SBS).   |   |                    |                    |       |                 |                 |        |                 |                 |        |        |        |        |
|  | List Price  |   |                    |                    |       |                 |                 |        |                 |                 |        |        |        |        |
|   | W6NPP   |   | 1/COM              | 2                  | 3     | 4               | 5               | 6      | 7               | 8               | 9      | 10     | 11     | 12     |
|  |   |   | \$669              |                    |       |                 |                 |        |                 |                 |        |        |        |        |
|  |   |   |                    | OVERALL DIMENSIONS |       |                 | SEAT DIMENSIONS |        |                 | BACK DIMENSIONS |        |        |        |        |
|  |   |   | W                  | D                  | H     | W               | D               | H      | W               | H               |        |        |        |        |
|  | Armless Chair, Sled Base, Polypropylene Back and Seat<br>COM Yardage: n/a<br>Freight Class: 250<br>Product Weight (lbs.): 26.5<br>Cubic Feet Per Carton: 11.75            | Active weight 400 lbs.<br>Does not stack.                       |                    | 20.75              | 23.5  | 32              | 17.75           | 17.75  | 17.75           | 16              | 16     |        |        |        |
| List Price   |   |   |                    |                    |       |                 |                 |        |                 |                 |        |        |        |        |
|    |   | W6NUP   |                    | 1/COM              | 2     | 3               | 4               | 5      | 6               | 7               | 8      | 9      | 10     | 11     |
|  |   |   | \$742              | \$759              | \$773 | \$792           | \$820           | \$831  | \$855           | \$892           | \$921  | \$951  | \$1015 | \$1082 |
|  |   |   | OVERALL DIMENSIONS |                    |       | SEAT DIMENSIONS |                 |        | BACK DIMENSIONS |                 |        |        |        |        |
|  |   |   | W                  | D                  | H     | W               | D               | H      | W               | H               |        |        |        |        |
|  | Armless Chair, Sled Base, Upholstered Back and Polypropylene Seat<br>COM Yardage: n/a<br>Freight Class: 250<br>Product Weight (lbs.): 27<br>Cubic Feet Per Carton: 11.75  | Active weight 400 lbs.<br>Does not stack.<br>Add \$16 for (SBS) |                    | 20.75              | 23.5  | 32.25           | 17.75           | 17.75  | 17.75           | 16.5            | 16     |        |        |        |
| List Price   |   |   |                    |                    |       |                 |                 |        |                 |                 |        |        |        |        |
|   |   | W6NPU   |                    | 1/COM              | 2     | 3               | 4               | 5      | 6               | 7               | 8      | 9      | 10     | 11     |
|  |   |   | \$742              | \$768              | \$788 | \$817           | \$859           | \$875  | \$911           | \$967           | \$1009 | \$1056 | \$1151 | \$1252 |
|  |   |   | OVERALL DIMENSIONS |                    |       | SEAT DIMENSIONS |                 |        | BACK DIMENSIONS |                 |        |        |        |        |
|  |   |   | W                  | D                  | H     | W               | D               | H      | W               | H               |        |        |        |        |
|  | Armless Chair, Sled Base, Polypropylene Back and Upholstered Seat<br>COM Yardage: 0.75<br>Freight Class: 250<br>Product Weight (lbs.): 27<br>Cubic Feet Per Carton: 11.75 | Active weight 400 lbs.<br>Does not stack.                       |                    | 20.75              | 23.5  | 32              | 18.25           | 17.75  | 18.25           | 16              | 15.25  |        |        |        |
| List Price   |   |   |                    |                    |       |                 |                 |        |                 |                 |        |        |        |        |
|   |   | W6NUU   | Base Price:        | 1/COM              | 2     | 3               | 4               | 5      | 6               | 7               | 8      | 9      | 10     | 11     |
|  | Seat upcharge:  |   | +0                 | +\$26              | +\$46 | +\$75           | +\$117          | +\$133 | +\$169          | +\$225          | +\$267 | +\$314 | +\$409 | +\$510 |
|  | Back upcharge:  |   | +0                 | +\$17              | +\$31 | +\$50           | +\$78           | +\$89  | +\$113          | +\$150          | +\$179 | +\$209 | +\$273 | +\$340 |
|  |   |   | OVERALL DIMENSIONS |                    |       | SEAT DIMENSIONS |                 |        | BACK DIMENSIONS |                 |        |        |        |        |
|  |   |   | W                  | D                  | H     | W               | D               | H      | W               | H               |        |        |        |        |
| Armless Chair, Sled Base, Upholstered Back and Seat<br>COM Yardage: Back: 0.5; Seat: 0.75<br>Freight Class: 250<br>Product Weight (lbs.): 27.5<br>Cubic Feet Per Carton: 11.75 | Active weight 400 lbs.<br>Does not stack.   |   | 20.75              | 23.5               | 32.25 | 18.25           | 16.5            | 18.25  | 16.5            | 15.25           |        |        |        |        |
|  | Add \$16 for (SBS).   |   |                    |                    |       |                 |                 |        |                 |                 |        |        |        |        |


| DESCRIPTION   | MODEL#         | STANDARD FABRIC GRADES   |                    |              |              |                 |               |               |                 |               |               |               |               |               |
|---|----------------|--|--------------------|--------------|--------------|-----------------|---------------|---------------|-----------------|---------------|---------------|---------------|---------------|---------------|
|    |                | 1/COM  | 2                  | 3            | 4            | 5               | 6             | 7             | 8               | 9             | 10            | 11            | 12            |               |
|   | <b>W630AUU</b> | Base Price:  | <b>\$1223</b>      |              |              |                 |               |               |                 |               |               |               |               |               |
|   |                | Seat upcharge:   | <b>+0</b>          | <b>+\$34</b> | <b>+\$61</b> | <b>+\$100</b>   | <b>+\$155</b> | <b>+\$178</b> | <b>+\$225</b>   | <b>+\$300</b> | <b>+\$356</b> | <b>+\$417</b> | <b>+\$545</b> | <b>+\$679</b> |
|   |                | Back upcharge:   | <b>+0</b>          | <b>+\$26</b> | <b>+\$46</b> | <b>+\$75</b>    | <b>+\$117</b> | <b>+\$133</b> | <b>+\$169</b>   | <b>+\$225</b> | <b>+\$267</b> | <b>+\$314</b> | <b>+\$409</b> | <b>+\$510</b> |
|   |                |  | OVERALL DIMENSIONS |              |              | SEAT DIMENSIONS |               |               | BACK DIMENSIONS |               |               |               |               |               |
|   |                | W  | D                  | H            | W            | D               | H             | W             | H               |               |               |               |               |               |
|   |                | 35.25  | 23.5               | 32.25        | 29           | 17              | 18.25         | 26.75         | 15.25           |               |               |               |               |               |
| <b>Bariatric Armchair, Sled Base, Upholstered Back and Seat</b><br>COM Yardage: Back: 0.75; Seat: 1<br>Freight Class: 250<br>Product Weight (lbs.): 45<br>Cubic Feet Per Carton: 20.5         |                | Active weight 600 lbs.<br>Does not stack.<br>Add \$25 for (SBS). |                    |              |              |                 |               |               |                 |               |               |               |               |               |
|    |                | 1/COM  | 2                  | 3            | 4            | 5               | 6             | 7             | 8               | 9             | 10            | 11            | 12            |               |
|   | <b>W630NUU</b> | Base Price:  | <b>\$1172</b>      |              |              |                 |               |               |                 |               |               |               |               |               |
|   |                | Seat upcharge:   | <b>+0</b>          | <b>+\$34</b> | <b>+\$61</b> | <b>+\$100</b>   | <b>+\$155</b> | <b>+\$178</b> | <b>+\$225</b>   | <b>+\$300</b> | <b>+\$356</b> | <b>+\$417</b> | <b>+\$545</b> | <b>+\$679</b> |
|   |                | Back upcharge:   | <b>+0</b>          | <b>+\$26</b> | <b>+\$46</b> | <b>+\$75</b>    | <b>+\$117</b> | <b>+\$133</b> | <b>+\$169</b>   | <b>+\$225</b> | <b>+\$267</b> | <b>+\$314</b> | <b>+\$409</b> | <b>+\$510</b> |
|   |                |  | OVERALL DIMENSIONS |              |              | SEAT DIMENSIONS |               |               | BACK DIMENSIONS |               |               |               |               |               |
|   |                | W  | D                  | H            | W            | D               | H             | W             | H               |               |               |               |               |               |
|   |                | 31.75  | 23.5               | 32.25        | 29           | 17              | 18.25         | 26.75         | 15.25           |               |               |               |               |               |
| <b>Bariatric Armless Chair, Sled Base, Upholstered Back and Seat</b><br>COM Yardage: Back: 0.75; Seat: 1<br>Freight Class: 250<br>Product Weight (lbs.): 41.5<br>Cubic Feet Per Carton: 16.75 |                | Active weight 600 lbs.<br>Does not stack.<br>Add \$25 for (SBS). |                    |              |              |                 |               |               |                 |               |               |               |               |               |
|   |                | List Price   |                    |              |              |                 |               |               |                 |               |               |               |               |               |
|   | <b>W5CSAPP</b> | <b>\$790</b>   |                    |              |              |                 |               |               |                 |               |               |               |               |               |
|   |                |  | OVERALL DIMENSIONS |              |              | SEAT DIMENSIONS |               |               | BACK DIMENSIONS |               |               |               |               |               |
|   |                |  | W                  | D            | H            | W               | D             | H             | W               | H             |               |               |               |               |
|   |                |  | 24.25              | 23.5         | 38.25        | 17.75           | 17.15         | 23.25         | 16              | 16            |               |               |               |               |
| <b>Counter Stool with Arms, Polypropylene Back and Seat</b><br>COM Yardage: n/a<br>Freight Class: 250<br>Product Weight (lbs.): 32.5<br>Cubic Feet Per Carton: 15                             |                | Active weight 400 lbs.<br>Does not stack.                        |                    |              |              |                 |               |               |                 |               |               |               |               |               |
|    |                | 1/COM  | 2                  | 3            | 4            | 5               | 6             | 7             | 8               | 9             | 10            | 11            | 12            |               |
|   | <b>W5CSAUP</b> | <b>\$861</b>   | <b>\$878</b>       | <b>\$892</b> | <b>\$911</b> | <b>\$939</b>    | <b>\$950</b>  | <b>\$974</b>  | <b>\$1011</b>   | <b>\$1040</b> | <b>\$1070</b> | <b>\$1134</b> | <b>\$1201</b> |               |
|   |                |  | OVERALL DIMENSIONS |              |              | SEAT DIMENSIONS |               |               | BACK DIMENSIONS |               |               |               |               |               |
|   |                |  | W                  | D            | H            | W               | D             | H             | W               | H             |               |               |               |               |
|   |                |  | 24.25              | 23.5         | 38.25        | 17.75           | 16.5          | 23.25         | 16.5            | 16            |               |               |               |               |
| <b>Counter Stool with Arms, Upholstered Back and Polypropylene Seat</b><br>COM Yardage: 0.5<br>Freight Class: 250<br>Product Weight (lbs.): 33<br>Cubic Feet Per Carton: 15                   |                | Active weight 400 lbs.<br>Does not stack.<br>Add \$16 for (SBS). |                    |              |              |                 |               |               |                 |               |               |               |               |               |
|    |                | 1/COM  | 2                  | 3            | 4            | 5               | 6             | 7             | 8               | 9             | 10            | 11            | 12            |               |
|   | <b>W5CSAPU</b> | <b>\$861</b>   | <b>\$887</b>       | <b>\$907</b> | <b>\$936</b> | <b>\$978</b>    | <b>\$994</b>  | <b>\$1030</b> | <b>\$1086</b>   | <b>\$1128</b> | <b>\$1175</b> | <b>\$1270</b> | <b>\$1371</b> |               |
|   |                |  | OVERALL DIMENSIONS |              |              | SEAT DIMENSIONS |               |               | BACK DIMENSIONS |               |               |               |               |               |
|   |                |  | W                  | D            | H            | W               | D             | H             | W               | H             |               |               |               |               |
|   |                |  | 24.25              | 23.5         | 38.25        | 18.25           | 17.75         | 24.25         | 16              | 15.25         |               |               |               |               |
| <b>Counter Stool with Arms, Polypropylene Back and Upholstered Seat</b><br>COM Yardage: 0.75<br>Freight Class: 250<br>Product Weight (lbs.): 33<br>Cubic Feet Per Carton: 15                  |                | Active weight 400 lbs.<br>Does not stack.                        |                    |              |              |                 |               |               |                 |               |               |               |               |               |





| DESCRIPTION   | MODEL#   | STANDARD FABRIC GRADES |              |              |                 |               |               |                 |               |               |               |               |               |  |
|---|--|------------------------|--------------|--------------|-----------------|---------------|---------------|-----------------|---------------|---------------|---------------|---------------|---------------|--|
|    |  | 1/COM                  | 2            | 3            | 4               | 5             | 6             | 7               | 8             | 9             | 10            | 11            | 12            |  |
|   | <b>W5CSAAU</b> Base Price:<br>Seat upcharge:<br>Back upcharge:       | <b>\$929</b>           |              |              |                 |               |               |                 |               |               |               |               |               |  |
|   |  | <b>+0</b>              | <b>+\$26</b> | <b>+\$46</b> | <b>+\$75</b>    | <b>+\$117</b> | <b>+\$133</b> | <b>+\$169</b>   | <b>+\$225</b> | <b>+\$267</b> | <b>+\$314</b> | <b>+\$409</b> | <b>+\$510</b> |  |
|   |  | <b>+0</b>              | <b>+\$17</b> | <b>+\$31</b> | <b>+\$50</b>    | <b>+\$78</b>  | <b>+\$89</b>  | <b>+\$113</b>   | <b>+\$150</b> | <b>+\$179</b> | <b>+\$209</b> | <b>+\$273</b> | <b>+\$340</b> |  |
|   |  |                        |              |              |                 |               |               |                 |               |               |               |               |               |  |
|   |  | OVERALL DIMENSIONS     |              |              | SEAT DIMENSIONS |               |               | BACK DIMENSIONS |               |               |               |               |               |  |
|   |  | W                      | D            | H            | W               | D             | H             | W               | H             |               |               |               |               |  |
|   |  | 24.25                  | 23.5         | 38.25        | 18.25           | 17            | 24.25         | 16.5            | 15.25         |               |               |               |               |  |
| <b>Counter Stool with Arms, Upholstered Back and Seat</b><br>COM Yardage: Back: 0.5; Seat: 0.75<br>Freight Class: 250<br>Product Weight (lbs.): 33.5<br>Cubic Feet Per Carton: 15 | Active weight 400 lbs.<br>Does not stack.<br><br>Add \$16 for (SBS). |                        |              |              |                 |               |               |                 |               |               |               |               |               |  |






|  |   |                    |      |       |                 |       |       |                 |    |  |  |  |  |  |
|--|---|--------------------|------|-------|-----------------|-------|-------|-----------------|----|--|--|--|--|--|
|   | List Price  |                    |      |       |                 |       |       |                 |    |  |  |  |  |  |
|  | <b>W5CSNPP</b>                                    | <b>\$737</b>       |      |       |                 |       |       |                 |    |  |  |  |  |  |
|  |   |                    |      |       |                 |       |       |                 |    |  |  |  |  |  |
|  |   |                    |      |       |                 |       |       |                 |    |  |  |  |  |  |
|  |   |                    |      |       |                 |       |       |                 |    |  |  |  |  |  |
|  |   | OVERALL DIMENSIONS |      |       | SEAT DIMENSIONS |       |       | BACK DIMENSIONS |    |  |  |  |  |  |
|  |   | W                  | D    | H     | W               | D     | H     | W               | H  |  |  |  |  |  |
|  |   | 21.75              | 23.5 | 38.25 | 17.75           | 17.15 | 23.25 | 16              | 16 |  |  |  |  |  |
| <b>Armless Counter Stool, Polypropylene Back and Seat</b><br>COM Yardage: n/a<br>Freight Class: 250<br>Product Weight (lbs.): 29.5<br>Cubic Feet Per Carton: 13.75 | Active weight 400 lbs.<br>Stacks 4 high on floor. |                    |      |       |                 |       |       |                 |    |  |  |  |  |  |






|  |  |                    |              |              |                 |              |              |                 |              |              |               |               |               |
|--|--|--------------------|--------------|--------------|-----------------|--------------|--------------|-----------------|--------------|--------------|---------------|---------------|---------------|
|    |  | 1/COM              | 2            | 3            | 4               | 5            | 6            | 7               | 8            | 9            | 10            | 11            | 12            |
|  | <b>W5CSNUP</b>   | <b>\$810</b>       | <b>\$827</b> | <b>\$841</b> | <b>\$860</b>    | <b>\$888</b> | <b>\$899</b> | <b>\$923</b>    | <b>\$960</b> | <b>\$989</b> | <b>\$1019</b> | <b>\$1083</b> | <b>\$1150</b> |
|  |  |                    |              |              |                 |              |              |                 |              |              |               |               |               |
|  |  |                    |              |              |                 |              |              |                 |              |              |               |               |               |
|  |  |                    |              |              |                 |              |              |                 |              |              |               |               |               |
|  |  | OVERALL DIMENSIONS |              |              | SEAT DIMENSIONS |              |              | BACK DIMENSIONS |              |              |               |               |               |
|  |  | W                  | D            | H            | W               | D            | H            | W               | H            |              |               |               |               |
|  |  | 21.75              | 23.5         | 38.25        | 17.75           | 16.5         | 23.25        | 16.5            | 16           |              |               |               |               |
| <b>Armless Counter Stool, Upholstered Back and Polypropylene Seat</b><br>COM Yardage: 0.5<br>Freight Class: 250<br>Product Weight (lbs.): 30<br>Cubic Feet Per Carton: 13.75 | Active weight 400 lbs.<br>Stacks 4 high on floor.<br>Add \$16 for (SBS). |                    |              |              |                 |              |              |                 |              |              |               |               |               |

|   |   |                    |              |              |                 |              |              |                 |               |               |               |               |               |
|---|---|--------------------|--------------|--------------|-----------------|--------------|--------------|-----------------|---------------|---------------|---------------|---------------|---------------|
|    |   | 1/COM              | 2            | 3            | 4               | 5            | 6            | 7               | 8             | 9             | 10            | 11            | 12            |
|   | <b>W5CSNPU</b>                                    | <b>\$810</b>       | <b>\$836</b> | <b>\$856</b> | <b>\$885</b>    | <b>\$927</b> | <b>\$943</b> | <b>\$979</b>    | <b>\$1035</b> | <b>\$1077</b> | <b>\$1124</b> | <b>\$1219</b> | <b>\$1320</b> |
|   |   |                    |              |              |                 |              |              |                 |               |               |               |               |               |
|   |   |                    |              |              |                 |              |              |                 |               |               |               |               |               |
|   |   |                    |              |              |                 |              |              |                 |               |               |               |               |               |
|   |   | OVERALL DIMENSIONS |              |              | SEAT DIMENSIONS |              |              | BACK DIMENSIONS |               |               |               |               |               |
|   |   | W                  | D            | H            | W               | D            | H            | W               | H             |               |               |               |               |
|   |   | 21.75              | 23.5         | 38.25        | 18.25           | 17.75        | 24.25        | 16              | 15.25         |               |               |               |               |
| <b>Armless Counter Stool, Polypropylene Back and Upholstered Seat</b><br>COM Yardage: 0.75<br>Freight Class: 250<br>Product Weight (lbs.): 30<br>Cubic Feet Per Carton: 13.75 | Active weight 400 lbs.<br>Stacks 4 high on floor. |                    |              |              |                 |              |              |                 |               |               |               |               |               |

|  |  |                    |              |              |                 |               |               |                 |               |               |               |               |               |
|--|--|--------------------|--------------|--------------|-----------------|---------------|---------------|-----------------|---------------|---------------|---------------|---------------|---------------|
|   |  | 1/COM              | 2            | 3            | 4               | 5             | 6             | 7               | 8             | 9             | 10            | 11            | 12            |
|  | <b>W5CSNUU</b> Base Price:<br>Seat upcharge:<br>Back upcharge:               | <b>\$876</b>       |              |              |                 |               |               |                 |               |               |               |               |               |
|  |  | <b>+0</b>          | <b>+\$26</b> | <b>+\$46</b> | <b>+\$75</b>    | <b>+\$117</b> | <b>+\$133</b> | <b>+\$169</b>   | <b>+\$225</b> | <b>+\$267</b> | <b>+\$314</b> | <b>+\$409</b> | <b>+\$510</b> |
|  |  | <b>+0</b>          | <b>+\$17</b> | <b>+\$31</b> | <b>+\$50</b>    | <b>+\$78</b>  | <b>+\$89</b>  | <b>+\$113</b>   | <b>+\$150</b> | <b>+\$179</b> | <b>+\$209</b> | <b>+\$273</b> | <b>+\$340</b> |
|  |  |                    |              |              |                 |               |               |                 |               |               |               |               |               |
|  |  | OVERALL DIMENSIONS |              |              | SEAT DIMENSIONS |               |               | BACK DIMENSIONS |               |               |               |               |               |
|  |  | W                  | D            | H            | W               | D             | H             | W               | H             |               |               |               |               |
|  |  | 21.75              | 23.5         | 38.25        | 18.25           | 17            | 24.25         | 16.5            | 15.25         |               |               |               |               |
| <b>Armless Counter Stool, Upholstered Back and Seat</b><br>COM Yardage: Back: 0.5; Seat: 0.75<br>Freight Class: 250<br>Product Weight (lbs.): 30.5<br>Cubic Feet Per Carton: 13.75 | Active weight 400 lbs.<br>Stacks 4 high on floor.<br><br>Add \$16 for (SBS). |                    |              |              |                 |               |               |                 |               |               |               |               |               |

| DESCRIPTION  | MODEL#   | STANDARD FABRIC GRADES                                      |       |       |                 |       |        |                 |        |        |        |        |        |        |
|--|--|---|-------|-------|-----------------|-------|--------|-----------------|--------|--------|--------|--------|--------|--------|
|   |  | List Price  |       |       |                 |       |        |                 |        |        |        |        |        |        |
|  | W5BSAPP  | \$801   |       |       |                 |       |        |                 |        |        |        |        |        |        |
|  |  |   |       |       |                 |       |        |                 |        |        |        |        |        |        |
|  |  | OVERALL DIMENSIONS  |       |       | SEAT DIMENSIONS |       |        | BACK DIMENSIONS |        |        |        |        |        |        |
|  |  | W   | D     | H     | W               | D     | H      | W               | H      |        |        |        |        |        |
| Bar Stool with Arms, Polypropylene Back and Seat<br>COM Yardage: n/a<br>Freight Class: 250<br>Product Weight (lbs.): 34.5<br>Cubic Feet Per Carton: 17                 | Active weight 400 lbs.<br>Stacks 4 high on floor.                            | 24.25   | 23.5  | 44    | 17.75           | 17.5  | 29.25  | 16              | 16     |        |        |        |        |        |
|   |  | 1/COM   | 2     | 3     | 4               | 5     | 6      | 7               | 8      | 9      | 10     | 11     | 12     |        |
|  | W5BSAUP  | \$874   | \$891 | \$905 | \$924           | \$952 | \$963  | \$987           | \$1024 | \$1053 | \$1083 | \$1147 | \$1214 |        |
|  |  |   |       |       |                 |       |        |                 |        |        |        |        |        |        |
|  |  | OVERALL DIMENSIONS  |       |       | SEAT DIMENSIONS |       |        | BACK DIMENSIONS |        |        |        |        |        |        |
|  |  | W   | D     | H     | W               | D     | H      | W               | H      |        |        |        |        |        |
| Bar Stool with Arms, Upholstered Back and Polypropylene Seat<br>COM Yardage: 0.5<br>Freight Class: 250<br>Product Weight (lbs.): 35<br>Cubic Feet Per Carton: 17       | Active weight 400 lbs.<br>Stacks 4 high on floor.<br>Add \$16 for (SBS).     | 24.25   | 23.5  | 44.5  | 17.75           | 16.5  | 29.25  | 16.5            | 16     |        |        |        |        |        |
|    |  | 1/COM   | 2     | 3     | 4               | 5     | 6      | 7               | 8      | 9      | 10     | 11     | 12     |        |
|  | W5BSAPU  | \$874   | \$891 | \$905 | \$924           | \$952 | \$963  | \$987           | \$1024 | \$1053 | \$1083 | \$1147 | \$1214 |        |
|  |  |   |       |       |                 |       |        |                 |        |        |        |        |        |        |
|  |  | OVERALL DIMENSIONS  |       |       | SEAT DIMENSIONS |       |        | BACK DIMENSIONS |        |        |        |        |        |        |
|  |  | W   | D     | H     | W               | D     | H      | W               | H      |        |        |        |        |        |
| Bar Stool with Arms, Polypropylene Back and Upholstered Seat<br>COM Yardage: 0.75<br>Freight Class: 250<br>Product Weight (lbs.): 35<br>Cubic Feet Per Carton: 17      | Active weight 400 lbs.<br>Stacks 4 high on floor.                            | 24.25   | 23.5  | 44    | 18.25           | 17.5  | 30.25  | 16              | 15.25  |        |        |        |        |        |
|   |  | 1/COM   | 2     | 3     | 4               | 5     | 6      | 7               | 8      | 9      | 10     | 11     | 12     |        |
|  | W5BSAUU  | Base Price: \$941<br>Seat upcharge: +0<br>Back upcharge: +0 | +0    | +\$26 | +\$46           | +\$75 | +\$117 | +\$133          | +\$169 | +\$225 | +\$267 | +\$314 | +\$409 | +\$510 |
|  |  |   | +0    | +\$17 | +\$31           | +\$50 | +\$78  | +\$89           | +\$113 | +\$150 | +\$179 | +\$209 | +\$273 | +\$340 |
|  |  |   |       |       |                 |       |        |                 |        |        |        |        |        |        |
|  |  | OVERALL DIMENSIONS  |       |       | SEAT DIMENSIONS |       |        | BACK DIMENSIONS |        |        |        |        |        |        |
|  |  | W   | D     | H     | W               | D     | H      | W               | H      |        |        |        |        |        |
| Bar Stool with Arms, Upholstered Back and Seat<br>COM Yardage: Back: 0.5; Seat: 0.75<br>Freight Class: 250<br>Product Weight (lbs.): 35.5<br>Cubic Feet Per Carton: 17 | Active weight 400 lbs.<br>Stacks 4 high on floor.<br><br>Add \$16 for (SBS). | 24.25   | 23.5  | 44.5  | 18.25           | 16.75 | 30.25  | 16.5            | 15.25  |        |        |        |        |        |
|   |  | List Price  |       |       |                 |       |        |                 |        |        |        |        |        |        |
|  | W5BSNPP  | \$750   |       |       |                 |       |        |                 |        |        |        |        |        |        |
|  |  |   |       |       |                 |       |        |                 |        |        |        |        |        |        |
|  |  | OVERALL DIMENSIONS  |       |       | SEAT DIMENSIONS |       |        | BACK DIMENSIONS |        |        |        |        |        |        |
|  |  | W   | D     | H     | W               | D     | H      | W               | H      |        |        |        |        |        |
| Armless Bar Stool, Polypropylene Back and Seat<br>COM Yardage: n/a<br>Freight Class: 250<br>Product Weight (lbs.): 31.5<br>Cubic Feet Per Carton: 15.75                | Active weight 400 lbs.<br>Stacks 4 high on floor.                            | 20.75   | 23.5  | 44    | 17.75           | 17.5  | 29.25  | 16              | 16     |        |        |        |        |        |

| DESCRIPTION   | MODEL#             | STANDARD FABRIC GRADES |       |                 |       |        |                 |        |        |        |        |        |        |
|---|--------------------|------------------------|-------|-----------------|-------|--------|-----------------|--------|--------|--------|--------|--------|--------|
|    |                    | 1/COM                  | 2     | 3               | 4     | 5      | 6               | 7      | 8      | 9      | 10     | 11     | 12     |
|   | W5BSNUP            | \$822                  | \$839 | \$853           | \$872 | \$900  | \$911           | \$935  | \$972  | \$1001 | \$1031 | \$1095 | \$1162 |
|   | OVERALL DIMENSIONS |                        |       | SEAT DIMENSIONS |       |        | BACK DIMENSIONS |        |        |        |        |        |        |
|   | W                  | D                      | H     | W               | D     | H      | W               | H      |        |        |        |        |        |
| Armless Bar Stool, Upholstered Back and Polypropylene Seat<br>COM Yardage: 0.5<br>Freight Class: 250<br>Product Weight (lbs.): 32<br>Cubic Feet Per Carton: 15.75       |                    | 20.75                  | 23.5  | 44.5            | 17.75 | 16.5   | 29.25           | 16.5   | 16     |        |        |        |        |
| Active weight 400 lbs.<br>Stacks 4 high on floor.<br>Add \$16 for (SBS).  |                    |                        |       |                 |       |        |                 |        |        |        |        |        |        |
|    |                    | 1/COM                  | 2     | 3               | 4     | 5      | 6               | 7      | 8      | 9      | 10     | 11     | 12     |
|   | W5BSNPU            | \$822                  | \$848 | \$868           | \$897 | \$939  | \$955           | \$991  | \$1047 | \$1089 | \$1136 | \$1231 | \$1332 |
|   | OVERALL DIMENSIONS |                        |       | SEAT DIMENSIONS |       |        | BACK DIMENSIONS |        |        |        |        |        |        |
|   | W                  | D                      | H     | W               | D     | H      | W               | H      |        |        |        |        |        |
| Armless Bar Stool, Polypropylene Back and Upholstered Seat<br>COM Yardage: 0.75<br>Freight Class: 250<br>Product Weight (lbs.): 32<br>Cubic Feet Per Carton: 15.75      |                    | 20.75                  | 23.5  | 44              | 18.25 | 17.5   | 30.25           | 16     | 15.25  |        |        |        |        |
| Active weight 400 lbs. .<br>Stacks 4 high on floor.   |                    |                        |       |                 |       |        |                 |        |        |        |        |        |        |
|   |                    | 1/COM                  | 2     | 3               | 4     | 5      | 6               | 7      | 8      | 9      | 10     | 11     | 12     |
|   | W5BSNUU            | Base Price: \$889      |       |                 |       |        |                 |        |        |        |        |        |        |
|   | Seat upcharge:     | +0                     | +\$26 | +\$46           | +\$75 | +\$117 | +\$133          | +\$169 | +\$225 | +\$267 | +\$314 | +\$409 | +\$510 |
|   | Back upcharge:     | +0                     | +\$17 | +\$31           | +\$50 | +\$78  | +\$89           | +\$113 | +\$150 | +\$179 | +\$209 | +\$273 | +\$340 |
|   | OVERALL DIMENSIONS |                        |       | SEAT DIMENSIONS |       |        | BACK DIMENSIONS |        |        |        |        |        |        |
|   |                    | W                      | D     | H               | W     | D      | H               | W      | H      |        |        |        |        |
| Armless Bar Stool, Upholstered Back and Seat<br>COM Yardage: Back: 0.5; Seat: 0.75<br>Freight Class: 250<br>Product Weight (lbs.): 32.5<br>Cubic Feet Per Carton: 15.75 |                    | 20.75                  | 23.5  | 44.5            | 18.25 | 16.75  | 30.25           | 16.5   | 15.25  |        |        |        |        |
| Add \$16 for (SBS).   |                    |                        |       |                 |       |        |                 |        |        |        |        |        |        |
|    |                    | List Price             |       |                 |       |        |                 |        |        |        |        |        |        |
|   | W524APP            | \$814                  |       |                 |       |        |                 |        |        |        |        |        |        |
|   | OVERALL DIMENSIONS |                        |       | SEAT DIMENSIONS |       |        | BACK DIMENSIONS |        |        |        |        |        |        |
|   | W                  | D                      | H     | W               | D     | H      | W               | H      |        |        |        |        |        |
| Hip Chair, Polypropylene Back and Seat<br>COM Yardage: n/a<br>Freight Class: 250<br>Product Weight (lbs.): 35.5<br>Cubic Feet Per Carton: 17.75                         |                    | 24.25                  | 24.25 | 38              | 17.75 | 17.5   | 22.25           | 16     | 16     |        |        |        |        |
| Active weight 400 lbs.<br>Does not stack.   |                    |                        |       |                 |       |        |                 |        |        |        |        |        |        |
|    |                    | 1/COM                  | 2     | 3               | 4     | 5      | 6               | 7      | 8      | 9      | 10     | 11     | 12     |
|   | W524AUP            | \$886                  | \$903 | \$917           | \$936 | \$964  | \$975           | \$999  | \$1036 | \$1065 | \$1095 | \$1159 | \$1226 |
|   | OVERALL DIMENSIONS |                        |       | SEAT DIMENSIONS |       |        | BACK DIMENSIONS |        |        |        |        |        |        |
|   | W                  | D                      | H     | W               | D     | H      | W               | H      |        |        |        |        |        |
| Hip Chair, Upholstered Back and Polypropylene Seat<br>COM Yardage: 0.5<br>Freight Class: 250<br>Product Weight (lbs.): 36<br>Cubic Feet Per Carton: 17.75               |                    | 24.25                  | 24.25 | 38.25           | 17.75 | 16.5   | 22.25           | 16.5   | 16.25  |        |        |        |        |
| Active weight 400 lbs.<br>Does not stack.<br><br>Add \$16 for (SBS).  |                    |                        |       |                 |       |        |                 |        |        |        |        |        |        |

| DESCRIPTION  | MODEL#                                    | STANDARD FABRIC GRADES                |              |              |                                    |               |               |                             |               |               |               |               |               |  |
|--|---|---------------------------------------|--------------|--------------|------------------------------------|---------------|---------------|-----------------------------|---------------|---------------|---------------|---------------|---------------|--|
| <br><b>Hip Chair, Polypropylene Back and Upholstered Seat</b><br>COM Yardage: 0.75<br>Freight Class: 250<br>Product Weight (lbs.): 36<br>Cubic Feet Per Carton: 17.75             |   | 1/COM                                 | 2            | 3            | 4                                  | 5             | 6             | 7                           | 8             | 9             | 10            | 11            | 12            |  |
|  | <b>W524APU</b>                            | <b>\$886</b>                          | <b>\$912</b> | <b>\$932</b> | <b>\$961</b>                       | <b>\$1003</b> | <b>\$1019</b> | <b>\$1055</b>               | <b>\$1111</b> | <b>\$1153</b> | <b>\$1200</b> | <b>\$1295</b> | <b>\$1396</b> |  |
|  |   | OVERALL DIMENSIONS<br>W      D      H |              |              | SEAT DIMENSIONS<br>W      D      H |               |               | BACK DIMENSIONS<br>W      H |               |               |               |               |               |  |
|  | Active weight 400 lbs.<br>Does not stack. | 24.25                                 | 24.25        | 38           | 18.25                              | 17.5          | 23.25         | 16                          | 15.25         |               |               |               |               |  |
| <br><b>Hip Chair, Upholstered Back and Seat</b><br>COM Yardage: Back: 0.5; Seat: 0.75<br>Freight Class: 250<br>Product Weight (lbs.): 36.5<br>Cubic Feet Per Carton: 17.75        |   | 1/COM                                 | 2            | 3            | 4                                  | 5             | 6             | 7                           | 8             | 9             | 10            | 11            | 12            |  |
|  | <b>W524AUU</b> Base Price:                | <b>\$952</b>                          |              |              |                                    |               |               |                             |               |               |               |               |               |  |
|  | Seat upcharge:                            | <b>+0</b>                             | <b>+\$26</b> | <b>+\$46</b> | <b>+\$75</b>                       | <b>+\$117</b> | <b>+\$133</b> | <b>+\$169</b>               | <b>+\$225</b> | <b>+\$267</b> | <b>+\$314</b> | <b>+\$409</b> | <b>+\$510</b> |  |
|  | Back upcharge:                            | <b>+0</b>                             | <b>+\$17</b> | <b>+\$31</b> | <b>+\$50</b>                       | <b>+\$78</b>  | <b>+\$89</b>  | <b>+\$113</b>               | <b>+\$150</b> | <b>+\$179</b> | <b>+\$209</b> | <b>+\$273</b> | <b>+\$340</b> |  |
|  |   | OVERALL DIMENSIONS<br>W      D      H |              |              | SEAT DIMENSIONS<br>W      D      H |               |               | BACK DIMENSIONS<br>W      H |               |               |               |               |               |  |
| Active weight 400 lbs.<br>Does not stack.<br><br>Add \$16 for (SBS).   |   | 24.25                                 | 24.25        | 38.25        | 18.25                              | 16.5          | 23.25         | 16.5                        | 15.25         |               |               |               |               |  |
| <br><b>Bariatric Hip Chair, Upholstered Back and Seat</b><br>COM Yardage: Back: 0.75; Seat: 1<br>Freight Class: 250<br>Product Weight (lbs.): 50<br>Cubic Feet Per Carton: 23.75 |   | 1/COM                                 | 2            | 3            | 4                                  | 5             | 6             | 7                           | 8             | 9             | 10            | 11            | 12            |  |
|  | <b>W324AUU</b> Base Price:                | <b>\$1254</b>                         |              |              |                                    |               |               |                             |               |               |               |               |               |  |
|  | Seat upcharge:                            | <b>+0</b>                             | <b>+\$34</b> | <b>+\$61</b> | <b>+\$100</b>                      | <b>+\$155</b> | <b>+\$178</b> | <b>+\$225</b>               | <b>+\$300</b> | <b>+\$356</b> | <b>+\$417</b> | <b>+\$545</b> | <b>+\$679</b> |  |
|  | Back upcharge:                            | <b>+0</b>                             | <b>+\$26</b> | <b>+\$46</b> | <b>+\$75</b>                       | <b>+\$117</b> | <b>+\$133</b> | <b>+\$169</b>               | <b>+\$225</b> | <b>+\$267</b> | <b>+\$314</b> | <b>+\$409</b> | <b>+\$510</b> |  |
|  |   | OVERALL DIMENSIONS<br>W      D      H |              |              | SEAT DIMENSIONS<br>W      D      H |               |               | BACK DIMENSIONS<br>W      H |               |               |               |               |               |  |
| Active weight 600 lbs.<br>Does not stack.<br><br>Add \$25 for (SBS).   |   | 35.25                                 | 24.25        | 38.5         | 29                                 | 17.5          | 23.25         | 26.75                       | 15.25         |               |               |               |               |  |
| <br><b>Dolly</b><br>COM Yardage: n/a<br>Freight Class: 150<br>Product Weight (lbs.): 16<br>Cubic Feet Per Carton: 3.5   |   | List Price                            |              |              |                                    |               |               |                             |               |               |               |               |               |  |
|  | <b>WDOL</b>                               | <b>\$368</b>                          |              |              |                                    |               |               |                             |               |               |               |               |               |  |
|  |   | OVERALL DIMENSIONS<br>W      D      H |              |              | SEAT DIMENSIONS<br>W      D      H |               |               | BACK DIMENSIONS<br>W      H |               |               |               |               |               |  |
|  | Accommodates 10 standard 4-legged chairs. | 22                                    | 23.75        | 9.25         |                                    |               |               |                             |               |               |               |               |               |  |
| <br><b>Bariatric Dolly</b><br>COM Yardage: n/a<br>Freight Class: 250<br>Product Weight (lbs.): 19<br>Cubic Feet Per Carton: 5   |   | List Price                            |              |              |                                    |               |               |                             |               |               |               |               |               |  |
|  | <b>WDOL30</b>                             | <b>\$408</b>                          |              |              |                                    |               |               |                             |               |               |               |               |               |  |
|  |   | OVERALL DIMENSIONS<br>W      D      H |              |              | SEAT DIMENSIONS<br>W      D      H |               |               | BACK DIMENSIONS<br>W      H |               |               |               |               |               |  |
|  | Accommodates 4 bariatric 4-legged chairs. | 32.12                                 | 23.75        | 9.25         |                                    |               |               |                             |               |               |               |               |               |  |

WILLOW LINKING TABLES



**WPT12G**  
120 degree corner linking table



**WPTEGL**  
End linking table, left



For Willow seating, see page 223.

EXAMPLE WILLOW TABLE ORDER CODE:







|         |              |            |            |            |              |
|---------|--------------|------------|------------|------------|--------------|
| WPT90G  | HPL          | ACJ        | -CHM       | -ST        | -SND         |
| Model # | Surface type | Top finish | Leg finish | Glide type | Glide finish |

STANDARD FEATURES



- Linking tables can be used together in any combination with Willow four-leg or sled chairs to create a wide variety of layouts.
- Connecting hardware is included.
- Legs and ganging brackets are available in 20 paint finishes and 4 plated finishes.
- All tables are laminate, choose thermally fused or high pressure, and feature a flat edge with edgeband.
- Tables are available with a variety of glide types. Glides must be chosen to best suit flooring type and site conditions. See Glide Type.
- All tables (except 9" In-line Linking) are pre-drilled for center front, field installed, undermount power. Specified separately.
- Undermount power unit (SU2P10U) includes 1 AC and 2 USB-A charging ports with a 10' power cord and 3-prong plug, specify Jet Black or White. Power units do not link.
- Clamp mount (SU2P10C) power, with 1 AC and 2 USB-A charging ports with a 10' power cord, available Jet Black or White. These units can be mounted on the back edge of all linking tables. Specified separately for field installation. Power units do not link.

Add option codes in the following order:

- **Model number**  
Enter model number.
- **Surface Type**  
(**TFL**) Thermally fused laminate  
(**HPL**) High pressure laminate
- **Top finish**  
(**ACJ**) Absolute Acajou  
(**ASN**) Asian Night  
(**AWC**) Avant Cherry  
(**AWH**) Avant Honey  
(**BLK**) Black  
(**BZD**) Blizzard  
(**BRC**) Brushed Cobalt  
(**CMB**) Clear Maple  
(**CGY**) Custom Grey  
(**DES**) Dark Espresso  
(**DWT**) Designer White  
(**FAS**) Fashionista  
(**FCL**) First Class  
(**NBL**) Noce Biondo  
(**NGL**) Noce Grigio  
(**NEL**) Noce Leggero  
(**NML**) Noce Medio  
(**QTM**) Quartered Mahogany  
(**SBY**) Sheer Beauty  
(**SDT**) Stonedust  
(**SOG**) Storm Grey  
(**WCR**) Winter Cherry  
(**WHC**) White Chocolate  
(**WHE**) Walnut Heights
- **Leg Finish** (for tables with legs)  
Paint finishes:  
Black (**TBL**), Buzz Blue (**TBZ**), Cactus (**TCC**), Carrot (**TCR**), Cloud (**TIV**), Designer White (**TDW**), Dijon (**TDJ**), Eggplant (**TEG**), Fog (**TFO**), Frost (**TFR**), Ink (**TIN**), Kalua (**TKA**), Latte (**TLA**), Mocha (**TMO**), Nevada (**TNE**), Sand (**TSN**), Scarlet (**TSR**), Shadow (**TSH**), Toast (**TOA**) and Tungsten (**TTU**).  
Plated finishes:  
(**CHM**) Chrome. Add \$45.  
(**BCH**) Brushed Chrome. Add \$156.
- **Bracket Finish** (for linking tables and ganging bracket)  
Paint finishes:  
Black (**TBL**), Cloud (**TIV**), Designer White (**TDW**), Fog (**TFO**), Frost (**TFR**), Kalua (**TKA**), Latte (**TLA**), Mocha (**TMO**), Nevada (**TNE**), Sand (**TSN**), Shadow (**TSH**), Toast (**TOA**) and Tungsten (**TTU**).
- **Glide type** (for models with legs)  
(**ST**) Nylon colored glide for most surfaces  
(**NM**) White, non-marking Nylon glide for most surfaces  
(**SG**) Steel cushion glide for carpeted surfaces. Add \$9 for models with one leg. Add \$16 for models with two legs.  
(**FG**) Felt glide for most hard floor surfaces. Add \$9 for models with one leg. Add \$16 for models with two legs.  
(**RG**) Rubber, non-slip glide for most hard floor surfaces. Add \$9 for models with one leg. Add \$16 for models with two legs.
- **Glide Finish** (for ST glides only)  
(**BLK**) Black  
(**SND**) Sand

| LINKING TABLES   | MODEL#  | DIMENSIONS            | FREIGHT CLASS | WT/LBS. | CUBIC FT. | LIST PRICE   |
|--|---|-----------------------|---------------|---------|-----------|--------------|
|                                   | WPT90G  | 26.12 x 26.12 x 17.62 | 100           | 24      | 2.6       | <b>\$592</b> |
|  | <ul style="list-style-type: none"> <li>• Pricing shown for a thermally fused laminate top (LP).</li> <li>• For a high pressure laminate top (HP), add <b>\$152</b>.</li> </ul>  |                       |               |         |           |              |
| 90° Corner Linking Table   | Coordinating edge on laminate surfaces with metal frame and legs. Must be connected to a four-leg or sled base chair. Includes one set of U-channel connectors and hardware. 1 per carton. Shipped KD for assembly on site. |                       |               |         |           |              |
|                                   | WPT12G  | 31 x 12.62 x 17.5     | 92.5          | 16.5    | 1.5       | <b>\$509</b> |
|  | <ul style="list-style-type: none"> <li>• Pricing shown for a thermally fused laminate top (LP).</li> <li>• For a high pressure laminate top (HP), add <b>\$98</b>.</li> </ul>   |                       |               |         |           |              |
| 120° Corner Linking Table  | Coordinating edge on laminate surfaces with metal frame and legs. Must be connected to a four-leg or sled base chair. Includes one set of U-channel connectors and hardware. 1 per carton. Shipped KD for assembly on site. |                       |               |         |           |              |
|   | WPT16G  | 15 x 16 x 2.75        | 85            | 12      | 0.9       | <b>\$333</b> |
|  | <ul style="list-style-type: none"> <li>• Pricing shown for a thermally fused laminate top (LP).</li> <li>• For a high pressure laminate top (HP), add <b>\$62</b>.</li> </ul>   |                       |               |         |           |              |
| 16" In-Line Linking Table  | Coordinating edge on laminate surfaces with metal frame and legs. Must be connected to a four-leg or sled base chair. Includes one set of U-channel connectors and hardware. 1 per carton. Shipped KD for assembly on site. |                       |               |         |           |              |
|  | WPT09G  |                       | 85            | 8.5     | 0.7       | <b>\$259</b> |
|  | <ul style="list-style-type: none"> <li>• Pricing shown for a thermally fused laminate top (LP).</li> <li>• For a high pressure laminate top (HP), add <b>\$44</b>.</li> </ul>   |                       |               |         |           |              |
| 9" In-Line Linking Table   | Coordinating edge on laminate surfaces with metal frame and legs. Must be connected to a four-leg or sled base chair. Includes one set of U-channel connectors and hardware. 1 per carton. Shipped KD for assembly on site. |                       |               |         |           |              |
|                                 | WPTEGL<br>(Left)  | 15 x 14 x 17.62       | 85            | 13      | 1         | <b>\$516</b> |
|  | WPTEGR<br>(Right)   | 15 x 14 x 17.62       | 85            | 13      | 1         | <b>\$516</b> |
|  | <ul style="list-style-type: none"> <li>• Pricing shown for a thermally fused laminate top (LP).</li> <li>• For a high pressure laminate top (HP), add <b>\$59</b>.</li> </ul>   |                       |               |         |           |              |
| End Linking Table  | Coordinating edge on laminate surfaces with metal frame and legs. Must be connected to a four-leg or sled base chair. Includes one set of U-channel connectors and hardware. 1 per carton. Shipped KD for assembly on site. |                       |               |         |           |              |
|                                 | WPGBRK  | 9 x 15 x 1.25         | 300           | 2       | 2         | <b>\$114</b> |
|  |   |                       |               |         |           |              |
| Ganging Bracket  | For use between two seated height arm or armless chairs where table top is not desired. Not for use with stools. Does not accept power units. 1 per carton.   |                       |               |         |           |              |



| POWER   | MODEL#   | DIMENSIONS | FREIGHT CLASS | WT/LBS. | CUBIC FT. | LIST PRICE |
|---|--|------------|---------------|---------|-----------|------------|
|  | SU2P10C  |            | 70            | 0.01    | 0.5       | \$588      |
| <b>Power Unit, Clamp Attachment</b>   | Tamper-resistant clamp mount power, with 1 AC and 2 USB-A charging ports with a 10' power cord and 3-prong plug. Available in Jet Black or White. Can be mounted on the back edge of all linking tables. Must be specified separately for field installation. Power units do not link. |            |               |         |           |            |
|  | SU2P10U  |            | 70            | 0.01    | 2         | \$556      |
| <b>Power Unit, Under Mount Attachment</b>   | Tamper-resistant undermount power, with 1 AC and 2 USB-A charging ports with a 10' power cord and 3-prong plug. Available in Jet Black or White. Must be specified separately for field installation. Power units do not link.   |            |               |         |           |            |

SEATING

WINGBACK

WINGBACK



model GC3787C

STANDARD FEATURES


- Traditional styling, easy to exit and features removable and replaceable seats.
- For added comfort, seats are standard with high density foam.
- Standard glide is plastic.
- Wood legs are available in a variety of finishes. Available in Maple wood only species.
- For textile and finish options, visit the website at [globalfurnituregroup.com](http://globalfurnituregroup.com)
- Can be upholstered in standard Global textiles if Healthcare compliance is not required.
- Shipped fully assembled.

OPTIONAL FEATURES

- For non-slip glides specify **(NS)** - Add **\$37**
- For moisture barrier (seat only) - Add **\$204** per seat.

SUGGESTED APPLICATIONS

- Guest seating
- Lobbies
- Lounge/Waiting
- Patient rooms
- Resident rooms

| DESCRIPTION  | MODEL#  | STANDARD TEXTILE GRADES                           |        |        |                 |        |        |                 |        |        |        |        |        |
|--|---------|---|--------|--------|-----------------|--------|--------|-----------------|--------|--------|--------|--------|--------|
|   |         | COM   | 2      | 3      | 4               | 5      | 6      | 7               | 8      | 9      | 10     | 11     | 12     |
|  | GC3787C | \$1950  | \$2101 | \$2342 | \$2547          | \$2836 | \$2947 | \$3200          | \$3677 | \$3913 | \$4352 | \$4968 | \$5731 |
|  |         |   |        |        |                 |        |        |                 |        |        |        |        |        |
|  |         |   |        |        |                 |        |        |                 |        |        |        |        |        |
|  |         |   |        |        |                 |        |        |                 |        |        |        |        |        |
|  |         | OVERALL DIMENSIONS                                |        |        | SEAT DIMENSIONS |        |        | BACK DIMENSIONS |        |        |        |        |        |
|  |         | W   | D      | H      | W               | D      | H      | W               | H      |        |        |        |        |
|  |         | 29  | 30     | 39     | 19.5            | 18     | 17.5   | 19.5            | 22     |        |        |        |        |
| <b>HB Armchair, Chippendale Legs</b><br>COM Yardage: 4.75<br>Freight Class: 250<br>Product Weight (lbs.): 50<br>Cubic Feet Per Carton: 22.25 |         | Active weight 300 lbs.<br>Removable seat cushion. |        |        |                 |        |        |                 |        |        |        |        |        |

OTTOMANS



model GC3346

STANDARD FEATURES

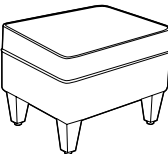
- Designed to coordinate with healthcare seating.
- Standard glide is plastic.
- Wood legs are available in a variety of finishes.
- For textiles and finish options, visit the website at [www.globalfurnituregroup.com](http://www.globalfurnituregroup.com)
- Can be upholstered in standard Global textiles only if Healthcare compliance is not required.
- Shipped fully assembled.

OPTIONAL FEATURES

- For hard surface floors, please specify opaque non-marking glides **(NM)**. No upcharge.
- For non-slip glides, please specify **(NS)**. Add **\$37**.
- Optional metal leg is available. Offered in Black **(TBL)**, Latte **(TLA)**, Toast **(TOA)**, Tungsten **(TTU)**, Shadow **(TSH)**, Mocha **(TMO)**, and Kalua **(TKA)**. Please specify. No upcharge.

SUGGESTED APPLICATIONS

- Guest seating
- Patient rooms
- Lobbies
- Resident rooms
- Lounge/Waiting
- Treatment/Exam

| DESCRIPTION   | MODEL# | STANDARD TEXTILE GRADES |        |        |                 |        |        |                 |        |        |        |        |        |
|---|--------|-------------------------|--------|--------|-----------------|--------|--------|-----------------|--------|--------|--------|--------|--------|
|   |        | COM                     | 2      | 3      | 4               | 5      | 6      | 7               | 8      | 9      | 10     | 11     | 12     |
|  | GC3346 | \$1536                  | \$1580 | \$1621 | \$1675          | \$1755 | \$1786 | \$1853          | \$1979 | \$2046 | \$2163 | \$2331 | \$2533 |
|   |        |                         |        |        |                 |        |        |                 |        |        |        |        |        |
|   |        |                         |        |        |                 |        |        |                 |        |        |        |        |        |
|   |        |                         |        |        |                 |        |        |                 |        |        |        |        |        |
|   |        |                         |        |        |                 |        |        |                 |        |        |        |        |        |
|   |        | OVERALL DIMENSIONS      |        |        | SEAT DIMENSIONS |        |        | BACK DIMENSIONS |        |        |        |        |        |
|   |        | W                       | D      | H      | W               | D      | H      | W               | H      |        |        |        |        |
|   |        | 17.5                    | 19.5   | 15     | --              | --     | 15     |                 |        |        |        |        |        |

**Ottoman** Block Legs  
COM Yardage: 1.25  
Freight Class: 150  
Product Weight (lbs.): 20  
Cubic Feet Per Carton: 4.6

**Ottoman** Block Legs  
COM Yardage: 1.25  
Freight Class: 150  
Product Weight (lbs.): 20  
Cubic Feet Per Carton: 4.6

THROW PILLOWS




model GCTP1515

STANDARD FEATURES


- Throw pillows complement decor by adding a personal touch.
- Colors and patterns enhance and add to the overall design
- Velcro closure allows for covers to be changed
- Can be upholstered in standard Global textiles only if Healthcare compliance is not required.
- For a complete list of healthcare textile, visit the website at [globalfurnituregroup.com](http://globalfurnituregroup.com)

SUGGESTED APPLICATIONS

- Lobbies
- Lounge/Waiting
- Resident rooms

| DESCRIPTION   | MODEL#   | STANDARD TEXTILE GRADES |       |       |                 |       |       |                 |       |       |       |       |       |
|---|----------|-------------------------|-------|-------|-----------------|-------|-------|-----------------|-------|-------|-------|-------|-------|
|   |          | COM                     | 2     | 3     | 4               | 5     | 6     | 7               | 8     | 9     | 10    | 11    | 12    |
|    | GCTP1515 | \$215                   | \$236 | \$272 | \$304           | \$349 | \$368 | \$404           | \$483 | \$520 | \$590 | \$687 | \$806 |
|   |          |                         |       |       |                 |       |       |                 |       |       |       |       |       |
|   |          | OVERALL DIMENSIONS      |       |       | SEAT DIMENSIONS |       |       | BACK DIMENSIONS |       |       |       |       |       |
|   |          | W                       | D     | H     | W               | D     | H     | W               | D     | H     |       |       |       |
| 15" x 15" Square Throw Pillow<br>COM Yardage: 0.75<br>Freight Class: 70<br>Product Weight (lbs.): 1<br>Cubic Feet Per Carton: 1.3 |          | 15                      | 15    | 6     |                 |       |       |                 |       |       |       |       |       |

**15" x 15" Square Throw Pillow**  
COM Yardage: 0.75  
Freight Class: 70  
Product Weight (lbs.): 1  
Cubic Feet Per Carton: 1.3

|   |          |                         |       |       |                 |       |       |                 |       |       |       |       |       |
|---|----------|-------------------------|-------|-------|-----------------|-------|-------|-----------------|-------|-------|-------|-------|-------|
|  |          | STANDARD TEXTILE GRADES |       |       |                 |       |       |                 |       |       |       |       |       |
|   |          | COM                     | 2     | 3     | 4               | 5     | 6     | 7               | 8     | 9     | 10    | 11    | 12    |
|   | GCTP2020 | \$259                   | \$282 | \$307 | \$337           | \$384 | \$406 | \$450           | \$510 | \$566 | \$617 | \$733 | \$852 |
|   |          |                         |       |       |                 |       |       |                 |       |       |       |       |       |
|   |          |                         |       |       |                 |       |       |                 |       |       |       |       |       |
|   |          | OVERALL DIMENSIONS      |       |       | SEAT DIMENSIONS |       |       | BACK DIMENSIONS |       |       |       |       |       |
|   |          | W                       | D     | H     | W               | D     | H     | W               | H     |       |       |       |       |
| 20" x 20" Square Throw Pillow   |          | 20                      | 20    | 6     |                 |       |       |                 |       |       |       |       |       |
| COM Yardage: 0.75   |          |                         |       |       |                 |       |       |                 |       |       |       |       |       |
| Freight Class: 70   |          |                         |       |       |                 |       |       |                 |       |       |       |       |       |
| Product Weight (lbs.): 1.5  |          |                         |       |       |                 |       |       |                 |       |       |       |       |       |
| Cubic Feet Per Carton: 1.3  |          |                         |       |       |                 |       |       |                 |       |       |       |       |       |

**20" x 20" Square Throw Pillow**  
COM Yardage: 0.75  
Freight Class: 70  
Product Weight (lbs.): 1.5  
Cubic Feet Per Carton: 1.3

# textiles + finishes

TEXTILES & FINISHES

TEXTILES

For a complete listing of healthcare carded textiles, please refer to our website at [www.globalfurnituregroup.com](http://www.globalfurnituregroup.com).

SEATING FINISHES

METAL

|                |                |              |                      |              |                 |
|----------------|----------------|--------------|----------------------|--------------|-----------------|
| <b>Paint:</b>  |                |              |                      |              |                 |
| Black (TBL)    | Tungsten (TTU) | Shadow (TSH) | Designer White (TDW) | Nevada (TNE) | Kalua (TKA)     |
| Latte (TLA)    | Mocha (TMO)    | Toast (TOA)  | Fog (TFO)            | Cloud (TIV)  | Sand (TSN)      |
| Frost (TFR)    | Dijon (TDJ)    | Carrot (TCR) | Scarlet (TSR)        | Cactus (TCC) | Buzz Blue (TBZ) |
| Eggplant (TEG) | Ink (TIN)      |              |                      |              |                 |

Plated:

|              |                      |
|--------------|----------------------|
| Chrome (CHM) | Brushed Chrome (BCH) |
|--------------|----------------------|

WOOD

|                   |                    |                     |                       |                     |                     |
|-------------------|--------------------|---------------------|-----------------------|---------------------|---------------------|
| Absolute (AAM)    | Cherry (ACM)       | Charcoal Java (CJM) | Empire Mahogany (EMM) | English Oak (EOM)   | Espresso Cafe (ECM) |
| Fruitwood (TFM)   | Gray (HGM)         | Harvest Oak (HOM)   | Honey (AHM)           | Jet Onyx (JOM)      | Light Honey (LHM)   |
| Mahogany (TMM)    | Maple (AVM)        | Medium Walnut (MWM) | Natural Walnut (NLW)  | Night (ASM)         | Noce Biondo (NBM)   |
| Noce Grigio (NGM) | Noce Leggero (NEM) | Noce Medio (NMM)    | Sandy Beach (SBM)     | Shaker Cherry (SKM) | Silver Oak (SOM)    |
| Walnut (TWM)      | WC Cream (WTM)     | White (WHM)         | Winter Cherry (WCM)   |                     |                     |

Finishes ending with an “M” use Maple wood.

URETHANE ARMCAPS

|             |             |             |             |              |             |
|-------------|-------------|-------------|-------------|--------------|-------------|
| Black (BLK) | Kalua (KAL) | Latte (LAB) | Mocha (J52) | Shadow (SHW) | Toast (TOA) |
|-------------|-------------|-------------|-------------|--------------|-------------|

POLYPROPYLENE ARMCAPS

|             |             |             |
|-------------|-------------|-------------|
| Black (BLK) | Shadow (SW) | Toast (TOA) |
|-------------|-------------|-------------|

TABLE FINISHES

THERMALLY FUSED LAMINATES (AUBRA, GC-BELONG, PRIMACARE, TABLET, FLORAL, ENABLE & OCCASIONAL)

|                       |                   |                    |                      |                       |                          |
|-----------------------|-------------------|--------------------|----------------------|-----------------------|--------------------------|
| Absolute Acajou (ACJ) | Asian Night (ASN) | Avant Cherry (AWC) | Avant Honey (AWH)    | Black (BLK)           | Blizzard (BZD)           |
| Brushed Cobalt (BRC)  | Clear Maple (CMB) | Custom Grey (CGY)  | Dark Espresso (DES)  | Designer White (DWT)  | Fashionista (FAS)        |
| First Class (FCL)     | Noce Biondo (NBL) | Noce Grigio (NGL)  | Noce Leggero (NEL)   | Noce Medio (NML)      | Quartered Mahogany (QTM) |
| Sheer Beauty (SBY)    | Stonedust (SDT)   | Storm Grey (SOG)   | Walnut Heights (WHE) | White Chocolate (WHC) | Winter Cherry (WCR)      |

HIGH PRESSURE LAMINATES (AUBRA, GC-BELONG, PRIMACARE, TABLET, FLORAL, ENABLE & OCCASIONAL)

|                       |                   |                     |                      |                       |                          |
|-----------------------|-------------------|---------------------|----------------------|-----------------------|--------------------------|
| Absolute Acajou (ACJ) | Asian Night (ASN) | Avant Cherry (W357) | Avant Honey (W356)   | Black (BLK)           | Blizzard (BZD)           |
| Brushed Cobalt (BRC)  | Clear Maple (CMB) | Custom Grey (CGY)   | Dark Espresso (W142) | Designer White (DWT)  | Fashionista (FAS)        |
| First Class (FCL)     | Noce Biondo (NBL) | Noce Grigio (NGL)   | Noce Leggero (NEL)   | Noce Medio (NML)      | Quartered Mahogany (QTM) |
| Sheer Beauty (SBY)    | Stonedust (SDT)   | Storm Grey (SOG)    | Walnut Heights (WHE) | White Chocolate (WHC) | Winter Cherry (WCR)      |

WOOD OCCASIONAL TABLES Please refer to the Tables section for availability and coordinating Wood Base & Leg Finishes.

|                   |                     |                     |                       |                     |                     |
|-------------------|---------------------|---------------------|-----------------------|---------------------|---------------------|
| Absolute (AAM)    | Charcoal Java (CJM) | Cherry (ACM)        | Empire Mahogany (EMM) | English Oak (EOM)   | Espresso Cafe (ECM) |
| Fruitwood (TFM)   | Gray (HGM)          | Harvest Oak (HOM)   | Honey (AHM)           | Jet Onyx (JOM)      | Light Honey (LHM)   |
| Mahogany (TMM)    | Maple (AVM)         | Medium Walnut (MWM) | Natural Walnut (NLW)  | Night (ASM)         | Noce Biondo (NBM)   |
| Noce Grigio (NGM) | Noce Leggero (NEM)  | Noce Medio (NMM)    | Sandy Beach (SBM)     | Shaker Cherry (SKM) | Silver Oak (SOM)    |
| Walnut (TWM)      | WC Cream (WTM)      | White (WHM)         | Winter Cherry (WCM)   |                     |                     |

METAL TABLE LEGS

|                 |                |              |                      |              |                 |
|-----------------|----------------|--------------|----------------------|--------------|-----------------|
| <b>Painted:</b> |                |              |                      |              |                 |
| Black (TBL)     | Tungsten (TTU) | Shadow (TSH) | Designer White (TDW) | Nevada (TNE) | Kalua (TKA)     |
| Latte (TLA)     | Mocha (TMO)    | Toast (TOA)  | Fog (TFO)            | Cloud (TIV)  | Sand (TSN)      |
| Frost (TFR)     | Dijon (TDJ)    | Carrot (TCR) | Scarlet (TSR)        | Cactus (TCC) | Buzz Blue (TBZ) |
| Eggplant (TEG)  | Ink (TIN)      |              |                      |              |                 |

Plated:

|              |                      |
|--------------|----------------------|
| Chrome (CHM) | Brushed Chrome (BCH) |
|--------------|----------------------|

OVERBED TABLE FINISHES

THERMOFOIL TOPS

|                   |                      |                  |                       |                  |                  |
|-------------------|----------------------|------------------|-----------------------|------------------|------------------|
| Candlelight (TCL) | Chocolate Pear (TCP) | Dolce Vita (TDV) | Hard Rock Maple (THM) | Medium Oak (TMO) | Snow White (SNW) |
|-------------------|----------------------|------------------|-----------------------|------------------|------------------|

STEEL BASES

|             |                    |             |
|-------------|--------------------|-------------|
| Almond (AL) | Graphite Grey (GG) | Nevada (NV) |
|-------------|--------------------|-------------|

## PERSONAL ROOM FURNITURE FINISHES

### ALDON AND SONOMA- LAMINATES

|                       |                       |                      |                          |                    |                      |
|-----------------------|-----------------------|----------------------|--------------------------|--------------------|----------------------|
| Absolute Acajou (ACJ) | Asian Night (ASN)     | Avant Cherry (AWC)   | Avant Honey (AWH)        | Black (BLK)        | Brushed Cobalt (BRC) |
| Clear Maple (CMB)     | Dark Espresso (DES)   | Designer White (DWT) | Fashionista (FAS)        | First Class (FCL)  | Noce Biondo (NBL)    |
| Noce Grigio (NGL)     | Noce Leggero (NEL)    | Noce Medio (NML)     | Quartered Mahogany (QTM) | Sheer Beauty (SBY) | Storm Grey (SOG)     |
| Walnut Heights (WHE)  | White Chocolate (WHC) | Winter Cherry (WCR)  |                          |                    |                      |

### ALDON AND SONOMA- THERMOFOIL FINISHES - TOP AND FRONT (INCLUDING BOTTOM FASCIA) (BEDSIDE CABINETS ONLY)

|                       |                    |                   |                       |                      |                   |
|-----------------------|--------------------|-------------------|-----------------------|----------------------|-------------------|
| Absolute Acajou (ACJ) | Clear Maple (CMB)  | Custom Grey (CGY) | Dark Espresso (DES)   | Designer White (DWT) | Fashionista (FAS) |
| First Class (FCL)     | Sheer Beauty (SBY) | Storm Grey (SOG)  | White Chocolate (WHC) |                      |                   |

### ALDON AND SONOMA- SOLID SURFACE FINISHES - TOP ONLY (BEDSIDE CABINETS ONLY)

#### Grade 1 (C1):

Designer White (SWH)

#### Grade 2 (C2):

|                     |                 |                        |                         |                           |                          |
|---------------------|-----------------|------------------------|-------------------------|---------------------------|--------------------------|
| Beige Tempest (SBT) | Hot Stone (SHS) | Northern Melange (SNM) | Black Onyx Mirage (SBX) | Frosty White Mirage (SFW) | Milk Glass Spectra (SMG) |
|---------------------|-----------------|------------------------|-------------------------|---------------------------|--------------------------|

### ALDON AND SONOMA - ALUMINUM EXTRUSIONS

|              |                |                |             |             |                 |
|--------------|----------------|----------------|-------------|-------------|-----------------|
| Black (BLK)  | Blizzard (BZD) | Charcoal (CHR) | Kalua (TKA) | Latte (TLA) | Mocha (TMO)     |
| Nevada (NEV) | Sierra (SCA)   | Silver (SIL)   | Taupe (TPE) | Toast (TOA) | Tungsten (TUN)* |

\*10% upcharge applies.

For a complete listing of healthcare textiles and finishes, please refer to our website at [www.globalfurnituregroup.com](http://www.globalfurnituregroup.com).

| LAMINATE FINISHES COORDINATION CHART                 |                    |  |                |
|--|--------------------|--|----------------|
| LAMINATE FINISH                                      |                    | COORDINATING WOOD FINISH                             |                |
| ACJ  | Absolute Acajou    | AAM  | Absolute       |
| ASN  | Asian Night        | ASM  | Night          |
| AWC  | Avant Cherry       | ACM  | Cherry         |
| AWH  | Avant Honey        | AHM  | Honey          |
| BLK  | Black              | BKM  | Black          |
| CMB  | Clear Maple        | AVM  | Maple          |
| DES  | Dark Espresso      | ECM  | Espresso Cafe  |
| DWT  | Designer White     | WHM  | White          |
| NBL  | Noce Biondo        | NBM  | Noce Biondo    |
| NEL  | Noce Leggero       | NEM  | Noce Leggero   |
| NGL  | Noce Grigio        | NGM  | Noce Grigio    |
| NML  | Noce Medio         | NMM  | Noce Medio     |
| QTM  | Quartered Mahogany | TMM  | Mahogany       |
| WCR  | Winter Cherry      | WCM  | Winter Cherry  |
| WHC  | White Chocolate    | WTM  | WC Cream       |
| WHE  | Walnut Heights     | MWM  | Medium Walnut  |
| LAMINATE FINISHES WITH NO COORDINATING WOOD FINISHES |                    | WOOD FINISHES WITH NO COORDINATING LAMINATE FINISHES |                |
| BRC  | Brushed Cobalt     | EOM  | English Oak    |
| BZD  | Blizzard           | HGM  | Grey           |
| FAS  | Fashionista        | NLW  | Natural Walnut |
| FCL  | First Class        | SKM  | Shaker Cherry  |
| SBY  | Sheer Beauty       | TFM  | Fruitwood      |
| SOG  | Storm Grey         | TWM  | Walnut         |
| SDT  | Stonedust          |  |                |

# TEXTILES & FINISHES

## TWO GRADE COMBINATION CHART

Use this chart for specifying two or more textiles in an application that is not standard to the series. For specification and pricing for more than two different textiles, please contact Global CustomerCare for approval process and pricing.

For all series with single textile specification where more than one textile is requested, utilize the Two Grade Combination Chart for pricing. A multi-textile reference code must be submitted with order. Use the [Multi-Fabric Product Order tool](#) to create your textile application request and receive a reference code.

The following series are standard with predetermined specification of two textiles and priced on our website's Build-It tool, Price Calculator, and dealer specification tools. Use this chart for these series' pricing only when specified with non-standard textile application of two or more textiles: Calidon, Erin, Graphic, G1 Ergo Select & G1 Ergo Select TS, Include, Luray, Noetic, Rambler, River+ and Wind. A multi-textile reference code is also required with order.

| FIRST TEXTILE SELECTED  |       | 1/com | 2  | 3  | 4  | 5  | 6  | 7  | 8  | 9  | 10 | 11 | 12 | 13 | 14 | 15 | 16 | 17 | 18 |
|-------------------------|-------|-------|----|----|----|----|----|----|----|----|----|----|----|----|----|----|----|----|----|
| SECOND TEXTILE SELECTED | 1/com | 1     |    |    |    |    |    |    |    |    |    |    |    |    |    |    |    |    |    |
|                         | 2     | 2     | 2  |    |    |    |    |    |    |    |    |    |    |    |    |    |    |    |    |
|                         | 3     | 3     | 3  | 3  |    |    |    |    |    |    |    |    |    |    |    |    |    |    |    |
|                         | 4     | 3     | 4  | 4  | 4  |    |    |    |    |    |    |    |    |    |    |    |    |    |    |
|                         | 5     | 4     | 4  | 5  | 5  | 5  |    |    |    |    |    |    |    |    |    |    |    |    |    |
|                         | 6     | 5     | 5  | 5  | 6  | 6  | 6  |    |    |    |    |    |    |    |    |    |    |    |    |
|                         | 7     | 5     | 6  | 6  | 6  | 7  | 7  | 7  |    |    |    |    |    |    |    |    |    |    |    |
|                         | 8     | 6     | 6  | 7  | 7  | 7  | 8  | 8  | 8  |    |    |    |    |    |    |    |    |    |    |
|                         | 9     | 7     | 7  | 7  | 8  | 8  | 8  | 9  | 9  | 9  |    |    |    |    |    |    |    |    |    |
|                         | 10    | 8     | 8  | 8  | 8  | 9  | 9  | 9  | 10 | 10 | 10 |    |    |    |    |    |    |    |    |
|                         | 11    | 9     | 9  | 9  | 9  | 9  | 10 | 10 | 10 | 11 | 11 | 11 |    |    |    |    |    |    |    |
|                         | 12    | 10    | 10 | 10 | 10 | 10 | 10 | 11 | 11 | 11 | 12 | 12 | 12 |    |    |    |    |    |    |
|                         | 13    | 11    | 11 | 11 | 11 | 11 | 11 | 12 | 12 | 12 | 12 | 13 | 13 | 13 |    |    |    |    |    |
|                         | 14    | 11    | 12 | 12 | 12 | 12 | 12 | 12 | 13 | 13 | 13 | 13 | 14 | 14 | 14 |    |    |    |    |
|                         | 15    | 12    | 12 | 13 | 13 | 13 | 13 | 13 | 13 | 14 | 14 | 14 | 14 | 15 | 15 | 15 |    |    |    |
|                         | 16    | 13    | 13 | 13 | 14 | 14 | 14 | 14 | 14 | 14 | 15 | 15 | 15 | 15 | 16 | 16 | 16 |    |    |
|                         | 17    | 14    | 14 | 14 | 14 | 15 | 15 | 15 | 15 | 15 | 15 | 16 | 16 | 16 | 16 | 17 | 17 | 17 |    |
|                         | 18    | 15    | 15 | 15 | 15 | 15 | 16 | 16 | 16 | 16 | 16 | 16 | 17 | 17 | 17 | 17 | 18 | 18 | 18 |

ALTERNATIVE TEXTILE OPTIONS  
GPM - Global Purchased (customer specified) Material

For a greater selection of upholstery options, please visit the following websites. Global will be happy to provide as a G.P.M.

| Supplier's Name   | Website  | Phone number to call for Memo Samples |
|-------------------|--|---------------------------------------|
| Architex          | <a href="http://www.architex-ljh.com">www.architex-ljh.com</a> | 800.220.0827                          |
| CF Stinson        | <a href="http://www.cfstinson.com">www.cfstinson.com</a>       | 800.841.6279                          |
| Maharam Textiles  | <a href="http://www.maharam.com">www.maharam.com</a>           | 800.645.3943                          |
| Mayer Fabrics     | <a href="http://www.mayerfabrics.com">www.mayerfabrics.com</a> | 800.428.4415                          |
| Momentum Textiles | <a href="http://www.themomgroup.com">www.themomgroup.com</a>   | 800.366.6839                          |
| Morbern           | <a href="http://www.morbern.com">www.morbern.com</a>           | 336.883.4332                          |

To access any of the selected suppliers' textiles for use on healthcare products as a G.P.M. (Global Purchases [customer specified] Material), please contact your Global Territory Manager or Global Customer Care Department.

**NOTE: Please contact Global Customer Care for inquiries regarding grading as a G.P.M. on any selected for use from the above mentioned suppliers.**



GLOBALCARE C.O.M. AUTHORIZATION FORM

CUSTOMER INFORMATION


To be completed by the dealer/design firm. Use one form per textile. Incomplete information may delay or prevent approval.

|                                   |        |      |   |  |  |
|-----------------------------------|--------|------|---|--|--|
| A+D/Dealer/Company Name:          |        |      | Contact:  |  |  |
| Billing Address:                  |        |      | Phone:  |  |  |
| City:                             | State: | Zip: | Fax:  |  |  |
| End-User/Project Name:            |        |      | End-User/Project Registered?    YES    NO    If YES, The Global Quote#: |  |  |
| Local Global Distribution Center: |        |      | Date:   |  |  |

TEXTILE APPLICATION INFORMATION

| SEATING MODEL NUMBER | QUANTITY | SPECIAL INSTRUCTIONS |
|----------------------|----------|----------------------|
|                      |          |                      |
|                      |          |                      |
|                      |          |                      |
|                      |          |                      |

|   |   |   |
|---|---|---|
| Textile Name (Series/Style #):                    |   |   |
| Textile Color Name and Description:               |   |   |
| Country of Origin:                                |   |   |
| Mill or Manufacturer's Name:                      |   |   |
| Textile Content (% Cotton, % Poly, % Wool, etc.): |   |   |
| Textile Width:                                    | Pattern Repeat: <input type="checkbox"/> VERTICAL <input type="checkbox"/> HORIZONTAL | Rail Roaded? <input type="checkbox"/> YES <input type="checkbox"/> NO |

| TEXTILE DIRECTION   | NEW TEXTILE   | PREVIOUSLY APPROVED TEXTILE   |
|---|---|---|
|  <p>STAPLE FABRIC TO THIS FORM IN THE DIRECTION IN WHICH THE FABRIC IS TO BE UPHOLSTERED WITH THE TOP OF THIS PAGE BEING THE SAME AS THE TOP OF THE CHAIR.</p> | Attached textile sample<br>(Minimum 5"x 5", Max 12"x 12")<br>In correct DIRECTION and SIDE.   | Please e-mail completed form to:<br>ComRequest@globalfurnituregroup.com |
|   | MAIL FORM AND TEXTILE SAMPLE ONLY TO:<br>GLOBAL - COM Department<br>17 West Stow Road<br>Marlton, NJ 08053   856.596.3390   |   |
|   | <p>Please contact your local GLOBAL Distribution Center for status of all COM requests. When textile is approved and an authorization number issued, a set of shipping instructions will be faxed or e-mailed to you.</p> <p>Approved textiles are to be shipped to the address that will be included with instructions. Do not ship textiles to the address on this form. Dealer is responsible for the shipping expenses. Brokerage fees will be paid for by Global. However, duties imposed by North American Governments related to textile materials, content and Country of Origin, additional fees may apply and will be billed separately.</p> <p>Please Note: C.O.M Textiles may not be shipped without shipping documents. GLOBAL is not responsible for any material shipped without the authorization number.</p> <p><b>Please be advised that Global has phased out the use of textiles that contain certain Phthalates, including but not limited to: DEHP ( di (2-ethylhexyl) phthalate), DBP (di-n-butyl phthalate), BBP (butyl benzyl phthalate) and DINP (di-isononyl phthalate) (collectively the "Listed Chemicals"). The Listed Chemicals are used in certain types of vinyls. Global cannot accept orders for textiles that contain the Listed Chemicals, if such orders are to be shipped to the U.S.A. or are intended for customers in the U.S.A. If you are not sure if the C.O.M you have selected contains the Listed Chemicals, please contact the manufacturer or supplier of the fabric to verify.</b></p> |   |

GLOBAL AUTHORIZATION FORM (TO BE COMPLETED BY GLOBAL)

|       |   |          |
|-------|---|----------|
| CAN#: | TEXTILE YARDAGE (REQUIRED FOR THE ORDER): | GU CODE: |
|       |   |          |



**LEVEL CERTIFIED**  
Many products in various categories



**LEED PARTNERSHIP PROGRAM**  
Products can help you earn credits



**GREENGUARD CERTIFIED**  
Children & Schools Certified

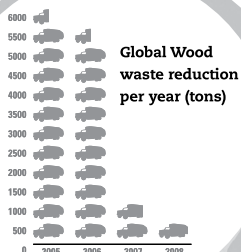
**THE ENVIRONMENT** We believe now more than ever, that it is our responsibility to protect the environment and our precious natural resources for future generations. The growing importance of energy and environmental concerns continues to challenge us in this ever changing marketplace.

As an industry leader, Global continues to take proactive steps towards reducing the negative impacts on the environment. We are building "healthier" offices; investing in Research & Development and new technologies; reducing waste and the consumption of energy; and improving the quality of the air we breathe, all which can have a significant impact on our quality of life.

Global has the products and resources to help your projects achieve LEED certification.



New technology allows us to reduce glue usage by 50%. In addition, our polyurethane glue reduces emissions and requires less energy to apply.



Epoxy Powder coating process is solvent free. No harmful VOC's or lead. No toxins are released into the atmosphere.



Global's recycled fabrics offer affordable, environmentally responsible alternatives to commercial textiles. We recycle 35,000 lbs of fabric offcuts weekly.



powder paint process:  
**98% paint recovery and reuse**

more recycled fabric  
**less to the landfill**

talk to us about our  
**leed partnership program**

we've diverted  
**90% of our wood waste from landfill in four years**

For further information on Global's environmental initiatives, please visit <http://www.globaltotaloffice.com/enviro/>

Global is focused on providing furniture products for use in healthcare environments. This illustrated price list book has been designed to facilitate fast reference and easy use. Products are categorized into "personal room furniture", "tables" or "seating" and are listed numerically within their categories. The line drawings match actual photographs (where possible) to aid in instant recognition of the total range within a series.

Sales of healthcare products are made only on Global's standard Terms and Conditions of sale which are contained in this price book. The "Purchaser" in these Terms, Conditions and General Information shall refer to dealers and those who originally purchase directly from Global for use or resale. These standard terms and conditions may be modified or supplemented only by a separately written document signed by Global's authorized personnel at its head office in Marlton, NJ. Any term or condition contained in any purchase order or other form used by the Purchaser to order goods (including standard, printed language) which is different from, in addition to, or in any way inconsistent with Global's standard terms and conditions shall be of no force or effect whatsoever.

All illustrations, specifications and prices in this list price book are based on the latest product information available at the time of publication. Global reserves the right to make changes, at any time and without prior notice to prices, colors, materials, specifications and models offered.

### Description

Each product shown or described in this price list is standard healthcare product. Available options are noted at the beginning of each series. Available options may require additional delivery time and cost, and may affect the warranty given. Sizes and weights shown are approximate and are subject to slight changes from time to time.

### Prices and Payment

The prices shown in this book, as well as those quoted by Global, are in United States dollars for orders shipped to destinations in the U.S. and Mexico.

If shipping date requested is more than 90 days from date of order, Global shall have the right to use published list prices effective at the time of shipment.

Orders are invoiced at the time of shipment. Terms of payment are net 30 days from date of invoice unless otherwise stated. The customer agrees that Global shall have the right to enforce a charge amounting to 1.5% per month (18% per year) on invoices outstanding more than 30 days.

If dealer/purchaser's most recent annual net volume is less than \$5,000.00, payment must be made in advance.

Any products sold by Global shall remain the personal property of Global until fully paid.

Prices are suggested list prices only and are subject to change without notice. Global will, however, attempt to keep dealer/purchasers up-to-date on all developments including price changes.

### Taxes

All prices shown in this book are exclusive of sales, use, excise and other applicable taxes and are the dealer/purchaser's responsibility as per the invoice issued by Global. If dealer/purchaser claims an exemption from such taxes, it shall be the dealer/purchaser's responsibility to furnish Global with an appropriate exemption certificate at time of order.

### Ordering Information

To avoid errors and/or duplication, Global requires that all orders be submitted in writing. All orders submitted to Global in writing will be acknowledged on Global's acknowledgement forms governing the transaction. The details appearing on this acknowledgement will describe the items to be shipped and the approximate shipping date. It is the dealer/purchaser's responsibility to determine that the information in the acknowledgment is correct. In the event of an error, the dealer/purchaser must notify Global immediately by telephone followed by written confirmation. Shipping dates are assigned to orders based on the item having the longest manufacturing lead time.

When ordering, please provide the following information:

- 1) Account number (if possible)
- 2) P.O. number
- 3) "Bill to" and "ship to" name and address
- 4) Complete model number
- 5) Description
- 6) Options:
  - a. Upholstery fabric type and color (specify by name and number)
  - b. Color of paint finish, laminate or wood (if applicable)
  - c. Trim options (frame)
  - d. Arms
  - e. Base, Casters
  - f. Mechanism
  - g. Accessories

Dealer/purchaser is responsible for providing correct information when placing an order. Orders with incorrect information (finish, etc.) will be scheduled for manufacturing upon receipt of complete information.

All phone orders must be confirmed in writing by the customer within 7 days.

To prevent a delay in processing orders, please specify delivery routing.

### Changes and Cancellations

After the date of Global's acknowledgment of a dealer/purchaser's order, the order may not be changed or cancelled by dealer/purchaser without the written consent of Global. Special order items, C.O.M. and fabric-covered items already in production are not subject to change or cancellation under any circumstances. Fabric-covered items are considered to be in production once the fabric is scheduled for cutting. Other standard items already in production are subject to a minimum 35% cancellation charge.

### Errors and Omissions

All quotations, acknowledgements and invoices are subject to corrections for any errors and omissions.

### FINISHES

#### Seating Finishes - Painted

Where painted frames are not a standard color, there is a one time charge of \$613 list price per order for custom wood staining/color matching. Restrictions may apply. The customer must provide a 3"x 3" color chip/sample for review and approval. Non-standard finishes must be approved by Global prior to acceptance of order.

#### Seating Finishes - Wood Stained

Because the distinctive characteristics and the nature of wood products cause variations, exact matches are not always possible.

Global coordinates its finishes program between marketing divisions within the Global Group to match products as best as possible when same finishes are specified. However, Global will

not be held responsible if the finishes cannot be matched.

### Customers Own Material (COM)

Use of COM must be approved by Global prior to acceptance of order. Please submit the Authorization Request Form. Photocopy and use this form as often as necessary. The customer must provide a 12" x 12" fabric sample and advise how the fabric is to be applied and quantity of fabric being sent. **Textile yardage requirement will be advised by factory, and additional yardage may be required if pattern requires matching.** Upon approval from Global, send textile to your Customer Care Representative. If COM is difficult to apply or if product is required to be modified, extra charges will apply. Global reserves the right to cancel an order at any time if COM is inadequate for any reason. COM must be shipped freight and duties paid (if applicable) to our factory. Such shipment must be fully identified with the Purchaser's order number, RGA # provided by Global, and the item for which material is intended. Performance of COM when applied to product is the sole responsibility of the Purchaser. Global's standard product warranty shall not apply to COM. Use of COM will not reduce the published list price.

### C.S.M. (Customer Specified Material)

Use of Customer Specified Material must be approved by Global prior to acceptance of order. If C.S.M. is difficult to apply or if product is required to be modified, extra charges shall apply. Global reserves the right to cancel an order at any time if C.S.M. is inadequate for any reason. Performance of C.S.M. when applied to product is the sole responsibility of the Purchaser. Global's standard product warranty shall not apply to C.S.M.

### VINYL AND FABRIC GRADING

All products are priced according to their standard vinyl and fabric grade. Lower grade vinyls and fabrics are available (unless otherwise specified) at same price as standard.

The listing of prices for each model indicates the price for each of the upholstery grades. Prices are based on yardage in imperial measurements. Please refer to the Textiles & Finishes section of the Global website for the most up to date listing.

### UPHOLSTERY COVERINGS

Slight variations in color may occur between dye lots. Although Global attempts to minimize these variances, they do occur and must be accepted as normal and will not be considered defects.

### YARDAGE

Required yardage (ydg) is based on unmatched materials with widths of 54" for seating. Yardage calculations are based on imperial measurements.

### WEIGHT

This figure indicates the weight of one part and its packaging, regardless of the number of parts shipped in a single carton. In order to estimate the approximate shipping weight for an order, you have to multiply the indicated weight by the number of parts per carton. (e.g. if a part weight is 10 lbs. and is shipped 4 per carton, shipment weight should be calculated as: 4 x 10 = 40 lbs.)

### CUBIC MEASURE

The stated cubage is an approximate cubic foot measure to calculate freight costs. The figure shown is the volume for the total shipment of a part (e.g. if a part is sent in 2 cartons the volume indicated reflects the cubage of both cartons together) and is subject to change without notice. It is most economical to purchase the specified number per carton.

## Delays

Global's shipping confirmation will state a shipping date which is Global's best estimate at the time the order is acknowledged. However, Global shall not incur any obligation or liability to Purchaser for failure to ship by specified date unless Global has agreed to an unequivocal shipping date in a separately signed written document executed by its authorized personnel at its head office. In addition, Global shall not be liable for any loss or damage resulting from any delay or failure in shipment or other failure to perform all or any part of the agreement between the parties with respect to the goods shown on the face of the order acknowledgement where such delay, failure, loss or damage is the proximate result of any act of any governmental authority or political subdivision thereof, revolution, riot, civil disorder or disturbance, delay or default in transportation, strike disputes among or between labor unions or other labor disputes, delay or inability in obtaining materials and facilities, fire, flood, act of God or any cause not within the reasonable control of the company, whether of the class of causes enumerated or otherwise.

## F.O.B.

F.O.B. point is Global's Factory, Downsview, Ontario, Canada, or any Global Regional Distribution Center.

## FedEx and UPS Shipments

Seating products marked with a FedEx or UPS symbol are packaged for shipment via FedEx or UPS.

## Handling

Non-UPS/FedEx orders under \$10,000 list incur \$100 net handling fee. Small packages (FedEx, UPS) incur \$25 net handling fee per carton (up to four cartons).

## Special Delivery Requirements

Global's delivered pricing provides for dock delivery during normal business hours (considered to be 8 am to 4 pm Monday through Friday) to customer/end user only. Additional delivery requirements such as inside delivery, lift gate, limited access sites, installations and weekend deliveries will incur an additional expense and will be the responsibility of the dealer.

## Service

Service requests are normally the responsibility of Global's authorized dealers. Where this cannot be accomplished on a local level, service problems should be referred to Global's Customer Service Department in the nearest distribution center.

## Returns

No returns of goods will be accepted without written consent and shipping instruction of Global. A minimum re-stocking charge of 35% is made on all authorized returns for credit or refund, provided goods are received by Global in the condition in which they left the factory. This may increase depending on the type of product. Global's Return Goods Authorization (R.G.A.) numbers must appear prominently on all authorized returns. Global will not be responsible for freight costs. No credit will be given if goods cannot be reused as new. Special order items, non-stock items and C.O.M. products are in no event subject to return. All returns must be approved and authorized in writing by Global Customer Service. Global reserves the right to refuse delivery of any unauthorized returns.

## Claims

All goods are sold F.O.B. plant or Global Distribution Center. Global is not responsible for damage which occurs in transit (or in storage). The carrier signs for all goods received in apparently good order. It is the dealer/purchaser's responsibility to examine goods upon receipt and to file any claims with the carrier for losses or damage to the product occurring during transit, including concealed damage.

Any claims made against Global for apparent defects, errors or shortages must be made by the dealer/purchaser, in writing, within 15 working days after any delivery. Failure by the dealer/purchaser to make any claim against Global within 15 days shall constitute acceptance of the goods and a waiver of any apparent defects, errors or shortages.

## Suspension

In the event that the dealer/purchaser defaults in the payment of any sum due to Global, or in the event the dealer/purchaser's financial condition becomes unsatisfactory to Global, Global shall have the right to defer or discontinue shipment of any goods until such time as the default is cured or the dealer/purchaser provides assurance of payment to Global.

## Copyright

All catalogs, photographs, drawings, price lists and other printed material are protected by copyright. All rights reserved.

## Trademarks

All trademarks are owned by Global other than OBUSFORME™ which is owned by OBUSFORME LTD. and are used under license and MOR-CARE™ which is owned by MORBERN INC. OBUSFORME® and the distinctive backrest design are registered trademarks of OBUSFORME LTD.

## Designs and Patents

Many of the products produced by Global are protected by design registrations, design patents and/or patents. Design and specifications are subject to change, discontinuance or additions without notice.

## Cubic Measure

The stated cubage is an approximate cubic foot measure to calculate freight costs. The figure shown is the volume for one carton and is subject to change without notice. It is most economical to purchase the specified number per carton.

## Combined Shipments

Global will make every effort to combine shipments and orders on written request. However, Global cannot be held responsible where such request is not complied with.

## Offer of Sale

Possession of this price list or any other literature shall not imply the company's willingness to sell to the holder and shall not be construed as a direct offer of sale.

If a conflict arises between: (i) prices found in software support packages furnished to the customer by Global or by any other source on behalf of Global; and (ii) Global's current printed price lists, then the most current shall prevail.

## Disclaimer

All dimensions are in inches. Prices shown are current manufacturer's suggested list prices at the time of printing. All applicable taxes are extra. Descriptions, specifications and prices are subject to change without notice. Errors and omissions are subject to correction.

## Testing Qualifications

Many Global products pass or exceed the most stringent testing procedures. Where tests are significant, they are marked as C.G.S.B. (Canadian General Standards Board) qualified and as passing ANSI/BIFMA (American National Standards Institute/Business Institutional Furniture Manufacturer's Association).

## Flammability

The foam used in Global chairs meets the requirements of California TB117. In addition to the foam, upholstery materials must also meet the California TB117 smolder resistant requirements. Please contact Customer Care to determine if a selected textile meets the California TB117 requirement.

**This list price book is effective as of July 14, 2025.**

For periodic updates, please check the PDF at [www.globalfurnituregroup.com/resources](http://www.globalfurnituregroup.com/resources). Global warrants that all commercial products are free from defects in material and workmanship, for the life of the product, to the original purchaser.

Global warrants that all commercial products are free from defects in material and workmanship, for the life of the product, to the original purchaser.

Global will repair or replace, at Global’s option, as the sole remedy for any defect covered by the warranty. The warranty applies to products manufactured after March 22, 2016.

Global makes no warranty that any of its products are suitable for any particular purpose and makes no other warranties, express or implied, other than those set out here. As codes and standards vary from one jurisdiction to another, references to compliance are solely for convenience and without any representation as to accuracy or suitability. Users must verify the suitability of such information or product for their specific application. In no event shall Global be liable in either tort or contract for any loss or direct, special, incidental, consequential, or exemplary damages.

GENERAL HEALTHCARE SEATING

Global’s healthcare warranty for general seating covers all chair components including pneumatic cylinders, bases, casters, glides, frames, arms, plastic seats, backs and other structural components.

The warranty applies to single shift, standard usage, defined as a standard eight (8) hour day, forty (40) hour week as noted with each model number.

Exceptions to the warranty for general seating are as follows:

- Foam, upholstery, textiles (as sampled on Global branded and textile program cards), mesh material and electrical devices are warranted for five (5) years. Novaro Leather is warranted for one (1) year.
- Control mechanisms are warranted for twelve (12) years
- Heavy duty seating is not defined as general healthcare seating (see below for warranty exceptions)

Heavy Duty / Bariatric Seating

Global offers products designed for multiple shift applications (24 hours a day / 7 days a week) and larger individuals weighing up to 350 and/or 500 lbs or 750 lbs (depending on series and/or model). Global warrants these products for twelve (12) years to the original Purchaser. All components (including control mechanisms, pneumatic cylinders, bases, casters, glides, frames, arms, plastic seats/backs, etc.) are covered for 24/7 applications under the warranty. The exceptions are foam and textiles, which are covered for five (5) years. Fabric or upholstery material on these products must exceed 100,000 double rubs for the textile portion of the warranty to apply. Please refer to [www.globalfurnituregroup.com](http://www.globalfurnituregroup.com) for an up to date list of series and/or applicable models.

Seating Warranty Summary

| Seating Type                   | Components Warranty For Original Purchaser | Use Time For Warranty Coverage | Exceptions  |
|--------------------------------|--|--------------------------------|---|
| General healthcare seating     | lifetime                                   | 8 hours/5 days per week        | foam/upholstery/textiles/mesh/electrical devices - 5 years<br>control mechanisms - 12 years |
| Heavy duty / bariatric seating | 12 years                                   | 24 hours/7 days per week       | foam/upholstery/textiles - 5 years  |

FILES, DESKS, MODULAR FURNITURE, TABLES, PANELS & ACCESSORIES

Global warrants all components of metal storage and filing, laminate and wood veneer desks, laminate and wood veneer tables, metal leg components and panels for the lifetime of the product to the original Purchaser.

Files, Desks, Modular Furniture, Tables, Panels & Accessories Warranty Summary

| Product Type                                       | Components Warranty For Original Purchaser | Exceptions  |
|--|--|---|
| Metal storage and filing                           | Lifetime                                   | keyless lock options - 2 years                                |
| Laminate/wood veneer desks and modular furniture   | Lifetime                                   | tackboard textiles, electrical devices, task lights - 5 years |
| Boardroom, conference, training and general tables | Lifetime                                   | electrical devices - 5 years<br>moving parts - 5 years        |
| Overbed tables                                     | 2 years                                    | none  |

Global’s healthcare warranty does not apply (for any product category) to the following:

- Products not purchased directly from authorized Global resellers
- Nominal or normal amount of wear and tear that can occur over time
- Failures which result from negligence, abuse, accident or misuse
- Failure to apply, install or maintain products according to Global’s written instructions and warnings
- Modifications, attachments or repair methods not approved by Global
- Damage caused by a carrier in transit, or delivery/installation contractors
- The matching of colors, grains or textures (wood, leather, etc.) of natural materials
- Products exposed to extreme hot or cold temperatures or excessively dry or humid environments
- Colorfastness or the matching of color of textiles; dye lots of textile can vary
- Damage by markings or staining; damage by sharp objects or imprinting from instruments
- Damage to textiles or laminate and wood surfaces/edges from exposure to sunlight (including UV rays)
- Products used for rental purposes
- Purchased parts are warranted for one (1) year
- Failure to follow specific cleaning and disinfecting instructions posted on [globalfurnituregroup.com](http://globalfurnituregroup.com)

Warranty does not cover the costs of transportation or labor. Repair or replacement will be at Global’s discretion.

TEXTILES AND FINISHES

Global warrants Global branded textiles and Alliance Partner carded textile programs inclusive of fabrics, vinyls and leather products for five (5) years, with the exception of Novaro leather, which has a one (1) year warranty. Global does not warrant COM (Customer’s Own Material) or graded-in materials (non-carded) that are purchased by Global for a customer. For graded-in or COM products, please contact the textile supplier for performance information and warranty details. Please refer to our website at [globalfurnituregroup.com](http://globalfurnituregroup.com) for detailed information on cleaning and disinfecting procedures. Improper usage of disinfecting/cleaning products may void the warranty.

Global textiles and finishes are updated periodically to meet the demand and trends of the market. As a result, some textiles and finishes may be discontinued by Global or the manufacturer. In the event that a textile or finish is discontinued, Global will make every reasonable effort to provide an alternative product(s) of comparable function.

**Global US Headquarters/Distribution Center**

17 West Stow Road, P.O. Box 562  
Marlton, New Jersey U.S.A. 08053  
T (856) 596-3390  
T (800) 220-1900

---

**Showrooms****Atlanta**

10 10th Street  
Suite 150  
Atlanta, GA 30309  
T (404) 879-0998

**Boston**

One Harbor Street  
Suite 104  
Boston, MA 02210  
T (617) 406-5435

**Chicago**

222 Merchandise  
Mart Plaza  
10th Floor, Suite 1035  
Chicago, IL 60654  
T (312) 755-0843

**Irvine**

18400 Von Karman Ave.  
Suite 100  
Irvine, CA 92618

**Miami**

112 NE 41st Street  
6th floor  
Miami, FL 33137

**New York City**

386 Park Avenue South  
7th floor  
New York, NY 10016  
T (212) 545-9900

**Philadelphia**

1735 Market Street  
38th Floor  
Philadelphia PA, 19103  
T (215) 861-0963

**New Jersey (Southern)**

119 West Greentree Road  
Marlton, NJ 08053  
T (856) 596-3390

**Phoenix**

4675 E Cotton Center Blvd.  
Suite 165  
Phoenix, AZ 85040  
T (602) 426-0666  
T (602) 426-0777

**Washington, DC**

1130 Connecticut Avenue  
10th Floor, Suite 1000  
Washington, DC 20036  
T (202) 659-0230  
T (202) 659-0236

**Distribution Centers****Atlanta Area**

6715 Maple Ave.  
Suite 100  
Buford, GA 30518  
T (678) 602-4130

**Baltimore Area**

Troy Hill  
Corporate Center  
7030 Troy Hill Drive  
Elkridge, MD 21075  
T (410) 379-8021

**Chicago Area**

27W501 North Ave.  
Suite 300  
West Chicago, IL 60185  
T (630) 681-2818

**Cincinnati Area**

8712 LeSaint Drive  
Fairfield, OH 45014  
T (513) 777-0009

**Dallas Area**

2025 West Beltline Road  
#100  
Carrollton, TX 75006  
T (972) 236-1366

**Denver Area**

19080 E. 38th Ave.  
Unit # 30  
Aurora, CO 80011  
T (303) 340-1617

**Ft. Lauderdale Area**

560 Sawgrass  
Corporate Pkwy  
Sunrise, FL 33325  
T (954) 846-8888

**Houston Area**

7865 Northcourt Road  
Suite 200  
Houston, TX 77040  
T (713) 695-5777

**Los Angeles Area**

3629 Workman Mill Road  
Whittier, CA 90601  
T (562) 484-9686

**Seattle Area**

Oakesdale Commerce Ctr.  
820 Southwest 34th Street  
Building W7, Suite A  
Renton, WA 98057  
T (425) 291-9282

**Kansas City Area**

11617 West 81st Street  
Lenexa, KS 66214  
T (913) 310-9963

**Tampa Area**

10351 Windhorst Road  
Tampa, FL 33619  
T (813) 621-6272



globalfurnituregroup.com

