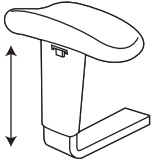


arm + caster selections

HOW TO SELECT ARMRESTS

GLOBAL HAS A WIDE SELECTION OF ARMRESTS TO SUIT ALMOST EVERY WORK TASK. ARMRESTS ARE AN IMPORTANT FEATURE OF A CHAIR – THEY REDUCE STRESS AND TENSION ON THE SPINE, NECK AND SHOULDER MUSCLES BY SUPPORTING THE WEIGHT OF YOUR ARMS. THIS MAKES YOU MORE COMFORTABLE AND ULTIMATELY MORE PRODUCTIVE. HEIGHT, WIDTH AND ANGLE ADJUSTABLE ARMRESTS ENABLE YOU TO POSITION YOUR ARMS AT A COMFORTABLE WORKING POSITION, BASED ON THE TASK AT HAND.



COMFORT TIPS

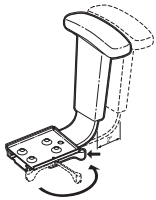
- Wrists should be in a straight or neutral position - avoid bending your wrists.
- When mousing, use whole arm movements instead of flexing your wrist.
- Rest your palm on the mouse pad for support.

HEIGHT ADJUSTABLE ARMS

- A full range of arms is available with armcaps in self-skinned urethane (SSU).
- Use the features available on Global's adjustable arms to accommodate your ergonomic requirements.

THE VARI-WIDTH ARM FEATURES MAXIMUM COMFORT WHILE ENABLING YOU TO MAINTAIN TOP PRODUCTIVITY LEVELS.

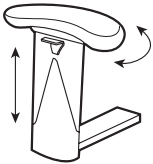
VARI-WIDTH



Easy to use levers enable you to adjust the distance between armrests quickly and simply. An ergonomic feature, Vari-Width maximizes shoulder support as it accommodates the specific width requirements of each user.

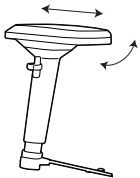
- Metal adapter plates provide width adjustability. One adapter plate is attached under each side of the seat. Arms are inserted into the adapter plates.
- Arms extend outward up to 2" on each side. A lever locks each arm in any position.
- Vari-Width is available only with Global's height adjustable arms. The arm chart (on the following pages) specifies all arm options available for the Vari-Width series. Vari-Width is standard on many chairs; they can also be retroactively installed on chairs.

ROTATING ARMCAPS



Rotating armcaps articulate inward and/or outward. This positions the arm to support mousing or keyboarding activities. Rotating armcaps can also be used to narrow the space between the arms for slender people seeking arm support while keyboarding.

SLIDING ARMCAPS



Select arms have sliding armcaps. They can slide over top of the seat to narrow the space between the arms for smaller users. Sliding armcaps also slide forward for arm support for larger users or slide to the rear allowing slender users to sit closer to their worksurface.

ARMS	GALA II	GC TRITEK (GENEROUS SEAT)	GC TRITEK (STANDARD SEAT)	GC TRITEK (PETITE SEAT)	GC VION (STANDARD SEAT)	GC VION (PETITE SEAT)	HARMONY (GENEROUS SEAT)	HARMONY (MEDIUM SEAT)	HARMONY (SMALL SEAT)
STD	3B	G6	G6	G6	AS	AS	G6	G6	G6
AS	\$31	\$0	\$0	NA	STD	STD	\$0	\$0	NA
GL	\$28	\$0	\$0	\$0	\$0	\$0	\$0	\$0	\$0
G1	\$31	\$0	\$0	\$0	\$0	\$0	\$0	\$0	\$0
G2	\$31	\$0	\$0	\$0	\$0	\$0	\$0	\$0	\$0
G3	\$31	\$0	\$0	\$0	\$0	\$0	\$0	\$0	\$0
G4	\$31	\$0	\$0	\$0	\$0	\$0	\$0	\$0	\$0
G5	\$31	\$0	\$0	\$0	\$0	\$0	\$0	\$0	\$0
G6	\$31	STD	STD	STD	\$0	\$0	STD	STD	STD
G7	\$31	\$0	\$0	\$0	\$0	\$0	\$0	\$0	\$0
G8	\$31	\$0	\$0	\$0	\$0	\$0	\$0	\$0	\$0
SC	\$0	\$0	\$0	NA	\$0	\$0	NR	NR	NA
TD	\$0	\$0	\$0	NA	\$0	\$0	\$0	\$0	NA
T6	\$97	\$67	\$67	\$67	\$68	\$68	NA	NA	NA
WA	STD	STD	STD	STD	NA	NA	STD	STD	STD
ZT	\$49	\$22	\$22	NA	\$22	\$22	\$21	\$21	NA
3B	STD	\$0	\$0	NA	\$0	\$0	\$0	\$0	NA
3M	\$0	\$0	\$0	NA	\$0	\$0	\$0	\$0	NA
3N	\$0	\$0	\$0	NA	\$0	\$0	\$0	\$0	NA
3P	\$0	\$0	\$0	NA	\$0	\$0	\$0	\$0	NA
3R	\$0	\$0	\$0	NA	\$0	\$0	\$0	\$0	NA

NOTE: ARMCHAIRS HAVE FIXED ARMS WHICH ARE NOT INTERCHANGEABLE WITH ADJUSTABLE ARMS LISTED ABOVE.

* INDICATES THAT ARMS CANNOT BE USED WITH (WA) ARM WIDTH ADAPTER.

\$0 = AVAILABLE AT NO ADDITIONAL CHARGE

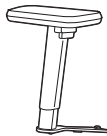
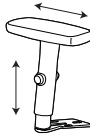
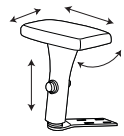
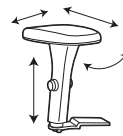
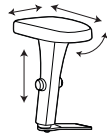

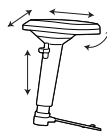
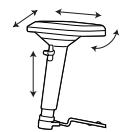
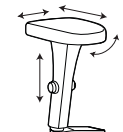
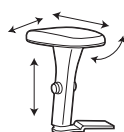
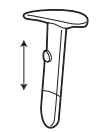
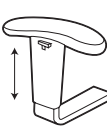
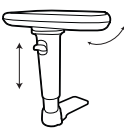
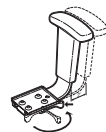


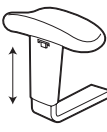
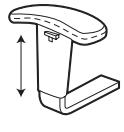

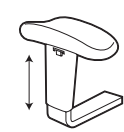
NA = NOT AVAILABLE








NR = OPTION NOT RECOMMENDED

ARM SELECTIONS

OPTIONAL ARMS

Purchased separately from the chair. Cost listed below arm descriptions. Refer to chart for series compatibility.



 <p>AS Height adjustable T-arm. Self-skinned urethane (SSU) armcap slides forward & backward. For non-sliding armcap, specify (AF). \$189</p>	 <p>GL Height adjustable T-arm. Self-skinned urethane (SSU) armcap slides forward & backward. \$189</p>	 <p>G1 Height and width adjustable T-arm. Rectilinear self-skinned urethane (SSU) armcap slides forward & backward, side-to-side, rotates inward. \$189</p>	 <p>G2 Special low rise version of G3 arm, positions 1" lower but retains all G3 functions. \$189</p>	 <p>G3 Height and width adjustable T-arm. Curved self-skinned urethane (SSU) armcap slides forward & backward, side-to-side, rotates inward. \$189</p>
 <p>G4 Height adjustable T-arm. Self-skinned urethane (SSU) armcap slides forward & backward. \$189</p>	 <p>G5 Lockable, height and width adjustable T-arm. Self-skinned urethane (SSU) armcap slides forward & backward, side-to-side, rotates inward & outward. \$189</p>	 <p>G6 Special low rise version of G5 arm, positions 1" lower but retains all G5 functions. \$189</p>	 <p>G7 Special wide version of G3 arm, retains all G3 functions. \$189</p>	 <p>G8 Special low rise version of G7 arm, positions 1" lower but retains all G7 functions. \$189</p>
 <p>SC Height adjustable forward swept arm. Oval soft touch self-skinned urethane (SSU) armcap. \$158</p>	 <p>TD Height adjustable T-arm. Teardrop shaped, soft touch self-skinned urethane (SSU) armcap. \$158</p>	 <p>T6 Height adjustable T-arm. Self-skinned urethane (SSU) armcap slides forward & backward, rotates 360°. 4" adjustment, highest position sits higher than standard arms. \$260</p>	 <p>WA Vari-Width metal adapter plate. Permits arms to extend outward up to 2" each side. Lever locks arm in position. \$84</p>	 <p>ZT Swing away/folding, height adjustable T-arm. Teardrop shaped, soft touch self-skinned urethane (SSU) armcap. \$210</p>
 <p>3B Height adjustable T-arm. Soft touch self-skinned urethane (SSU) armcap. \$158</p>	 <p>3M Height adjustable T-arm. Concave oval, soft touch self-skinned urethane (SSU) armcap. \$158</p>	 <p>3N Height adjustable T-arm. Luxcurve soft touch self-skinned urethane (SSU) armcap. \$119</p>	 <p>3P Height adjustable T-arm. Waterfall edge, soft touch self-skinned urethane (SSU) armcap. \$158</p>	 <p>3R Height adjustable T-arm. Concave oval, hard durometer self-skinned urethane (SSU) armcap. For abusive environments. \$158</p>

	MODEL #	DESCRIPTION	COLOR	FLOORING	QUANTITY	LIST PRICE
	C1SET	Universal carpet caster 2" dual wheel caster, hooded, no collar. Available on all bases.	Black	carpet	set of 5	\$75
	C7SET	Slipper glide Allows base to remain at caster height. Available on all bases.	Black	any surface	set of 5	\$75
	C9RSET	Universal hard floor caster 2.5" dual wheel caster, hooded, no collar. Available on all bases.	Black Grey urethane treads	vinyl, marble, hardwood	set of 5	\$96
	C10SET	Integrated carpet caster 2" dual wheel caster, hooded, large collar. Available on Harmony only.	Black	carpet	set of 5	\$84
	C10RSET	Integrated hard floor caster 2" dual wheel caster, hooded, large collar Available on Harmony only.	Black Grey urethane treads	vinyl, marble, hardwood	set of 5	\$104
	C14RSET	Automatically locking caster 2" dual wheel caster, steel hood, no collar. Brake activated while seated. Available on all bases.	Black	any surface	set of 5	\$314
	C65SET	Integrated carpet caster 2" dual wheel caster, hooded, standard collar.	Black	carpet	set of 5	\$75
	C65RSET	Integrated hard floor caster 2" dual wheel caster, hooded, standard collar.	Black Grey urethane treads	vinyl, marble, hardwood	set of 5	\$96
	C66RSET	Dual wheel roll resistant caster 2" dual wheel caster, steel hood, standard collar. Roll resistance activated when not in use.	Black	any surface	set of 5	\$141
	C82SET	Large carpet caster 2.5" dual wheel caster, no hood no collar Available on all bases.	Black	carpet	set of 5	\$75

CASTER NOTES:

- The casters shown above are sold in sets for replacement purposes. This price list can also be used to calculate the upcharge to change casters at time of order. Optional casters may be priced higher than the standard casters for your chair and the difference will be charged. Lower priced casters will not be credited.
- All casters are not appropriate for all flooring surfaces. Please contact your Global representative or Customer Service for special situations that can be verified with the caster manufacturer. Alternative casters, if needed, may require an upcharge.

FROLICK, GC COMET, GC SIDERO, GC SONIC AND SPLASH - GLIDE SELECTIONS

GLIDES	SURFACE	CARPET	VINYL SHEET	LVT	VCT	RUBBER	CORK	HARDWOOD	LAMINATE	CERAMIC TILE, STONE	MARBLE, GRANITE	CONCRETE
 <p>FELT PAD ON POLYCARBONATE GLIDE (FG)</p>		NR	●	●	NR	NR	●	NR	●	NR	NR	NR
		NR	●	●	●	NR	NR	●	●	●	●	NR
 <p>RUBBER NO SLIP PAD ON POLYCARBONATE GLIDE (RG)</p>		NR	●	●	●	NR	NR	●	●	●	●	NR
		NR	●	●	●	NR	NR	●	●	●	●	NR

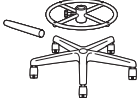
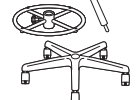



NOTE: The above is only a guideline based on clean and properly finished floors. Glides that are not recommended for use will not be covered by Global's lifetime warranty. Site conditions can dramatically affect how appropriate a glide is for any application. Regular inspection of glides is critical to preventing floor damage. See descriptions below.

● = BEST FOR APPLICATION

NR = NOT RECOMMENDED FOR USE

FELT PAD ON POLYCARBONATE GLIDE (FG): The felt bottomed glide moves silently and smoothly on hard surface flooring. Helps to prevent floor damage.

RUBBER NO SLIP PAD ON POLYCARBONATE GLIDE (RG): The rubber bottomed glide is slip-resistant. It grips flooring, reduces movement, scratching and eliminates noise.

MODEL #	MODEL NAME	LIST PRICE
	<p>2241</p> <p>Drafting conversion kit Includes extension hub for chair's existing pneumatic cylinder, raises seat height by 8 inches. Height adjustable Chrome footrest (18" diameter). Injection molded base in Black only (26.5" diameter). To ensure stability, this kit is recommended for use with task chairs only.</p>	\$252
	<p>2243</p> <p>Drafting conversion kit Includes 10" pneumatic cylinder. Approximate seat height of 24" to 34". Height adjustable Chrome footrest (18" diameter). Provides footrest travel of 8" to 16" above the floor. Injection molded base in Black only (26.5" diameter). To ensure stability, this kit is recommended for use with task chairs only.</p>	\$286
	<p>3" pneumatic lift Pneumatic lift cylinder with 3 inch travel. Contact Customer Service for availability and details as model number and cover can vary for applications. Sits approximately 1.5" lower than a 4 inch lift at the lowest seat height. Note: replacement cost as shown. If ordered on new chair at time of order a 3 inch lift can be specified at no extra cost.</p>	\$41
	<p>4" pneumatic lift Pneumatic lift cylinder with 4 inch travel. Contact Customer Service for availability and details as model number and cover can vary for applications. Sits approximately 1.5" higher than a 3 inch lift at the lowest seat height. Note: replacement cost as shown. If ordered on new chair at time of order a 4 inch lift can be specified at no extra cost.</p>	\$41
	<p>5" pneumatic lift Pneumatic lift cylinder with 5 inch travel. Contact Customer Service for availability and details as model number and cover can vary for applications. Sits approximately 1.27" higher than a standard 4 inch lift at the lowest seat height. Note: replacement cost as shown. If ordered on new chair at time of order a 5 inch lift can be specified at no extra cost.</p>	\$41