

Wood Veneer

Effective July 2024 Canada



PRICE LIST
wood veneer

Versailles Price List

Effective June 2024 Canada



globalfurnituregroup.com

T
DISTRIBUTION



General Information

















A

Where to Order / How to Order	A.10
Versailles Series Details	A.11
Edge Details	A.12
Grommet Specification	A.13
Locks	A.18
Tackboards	A.19
Lighting	A.20
General Installation	A.20
Maintenance	A.21
Limited Lifetime Warranty	A.21
Finish and Edge Options	A.23
Handle Options	A.24
Key Alike Form Configurations	A.26

Desks

B

	VMD-ED • Double Pedestal Bow Top Desk with FF on Left & BBF on Right B.1
	VMD-DE • Double Pedestal Bow Top Desk with BBF on Left & FF on Right B.1
	VD-ED • Double Pedestal Desk with FF on Left & BBF on Right B.2
	VD-DE • Double Pedestal Desk with BBF on Left & FF on Right B.2
	VMiD-ED • Double Pedestal Bow Top Desk, Breakfront Style with FF on Left & BBF on Right B.2
	VMiD-DE • Double Pedestal Bow Top Desk, Breakfront Style with BBF on Left & FF on Right B.2
	ViD-ED • Double Pedestal Desk, Breakfront Style with FF on Left & BBF on Right B.2
	ViD-DE • Double Pedestal Desk, Breakfront Style with BBF on Left & FF on Right B.3
	VMSR-D • Single Pedestal Bow Top Desk with BBF on Right B.3
	VMSL-D • Single Pedestal Bow Top Desk with BBF on Left B.3
	VSR-D • Single Pedestal Desk with BBF on Right B.3

	VSL-D • Single Pedestal Desk with BBF on Left B.3
	VMiSR-D • Single Pedestal Bow Top Desk, Breakfront Style with BBF on Right B.4
	VMiSL-D • Single Pedestal Bow Top Desk, Breakfront Style with BBF on Left B.4
	ViSR-D • Single Pedestal Desk, Breakfront Style with BBF on Right B.4
	ViSL-D • Single Pedestal Desk, Breakfront Style with BBF on Left B.4
	VMiT • Desk Shell with Bow Top, Breakfront Style B.4
	VMT • Desk Shell with Bow Top and Recessed Modesty Panel B.5
	VT • Desk Shell with Recessed Modesty Panel B.5
	VQT • Desk Shell with 3/4 Modesty Panel B.5
	VCT • Computer Table with Pull Out Keyboard Tray B.5
	VCT-C • Mobile Computer Table with Pull Out Keyboard Tray B.5
	VTB • Table Desk with 3" Apron, Centre Pencil Drawer and 4" Square Legs B.5
	VDD • Connecting "D" Shaped Table Desk B.6
	VDDF • Connecting "D" Shaped Table Desk B.6
	VQDD • Connecting "D" Shaped Table Desk B.6
	VDDCR • Connecting "D" Shaped Table Desk B.6

	VDDCL • Connecting "D" Shaped Table Desk B.6
	VDDBE • Connecting Bow End Table Desk B.6
	VRDBE • Connecting Bow End Table Desk B.7
	VDDBEF • Connecting Bow End Table Desk B.7
	VQDDBE • Connecting Bow End Table Desk B.7
	VDDBS • Connecting Boat Shaped Table Desk B.7
	VRDBS • Connecting Boat Shaped Table Desk B.7
	VDDBSF • Connecting Boat Shaped Table Desk B.8
	VTPR • Connecting "P" Shaped Table Desk B.8
	VTPL • Connecting "P" Shaped Table Desk B.8
	VRPR • Connecting "P" Shaped Table Desk B.8
	VRPL • Connecting "P" Shaped Table Desk B.8
	VTPFR • Connecting "P" Shaped Table Desk B.8
	VTPFL • Connecting "P" Shaped Table Desk B.8
	VQTPR • Connecting "P" Shaped Table Desk B.9
	VQTPL • Connecting "P" Shaped Table Desk B.9



VTPCR • Connecting “P” Shaped Table Desk B.9



VTPCL • Connecting “P” Shaped Table Desk B.9



VEDHCR • Connecting Delta Shaped Table Desk B.9



VEDHCL • Connecting Delta Shaped Table Desk B.9



VR • Connecting Rectangular Shaped Table Desk B.10



VHA • Height Adj. Desk, Top Only C.3



VHA-TP • Height Adj. Desk, Top on TP Bases C.3



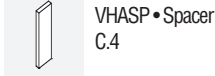
VHABT • Height Adj. Bridge Top C.4



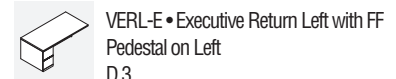
VHAEKR • Height Adj. Right Extended Corner Desk



VHAEKL • Height Adj. Left Extended Corner Desk C.4



VHASP • Spacer C.4



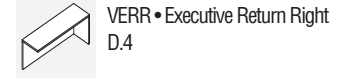
VERL-E • Executive Return Left with FF Pedestal on Left D.3



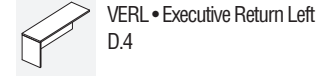
VERR-D • Executive Return Right with BBF Pedestal on Right D.3



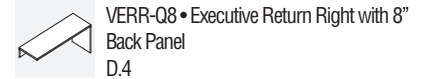
VERL-D • Executive Return Left with BBF Pedestal on Left D.3



VERR • Executive Return Right D.4



VERL • Executive Return Left D.4



VERR-Q8 • Executive Return Right with 8” Back Panel D.4



VERL-Q8 • Executive Return Left with 8” Back Panel D.4

Height Adjustable Units C



VHAMI-D-ED • Height Adj. Double Pedestal Desk, Bow Top, Breakfront, FF Left & BBF Right C.1



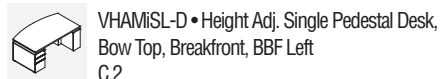
VHAMI-D-DE • Height Adj. Double Pedestal Desk, Bow Top, Breakfront, BBF Left & FF Right C.2



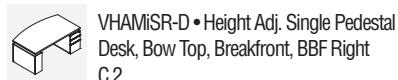
VHAID-ED • Height Adj. Double Pedestal Desk, Breakfront, FF Left & BBF Right C.2



VHAID-DE • Height Adj. Double Pedestal Desk, Breakfront, BBF Left & FF Right C.2



VHAMI-SL-D • Height Adj. Single Pedestal Desk, Bow Top, Breakfront, BBF Left C.2



VHAMI-SR-D • Height Adj. Single Pedestal Desk, Bow Top, Breakfront, BBF Right C.2



VHAISL-D • Height Adj. Single Pedestal Desk, Breakfront, BBF Left C.2



VHAISR-D • Height Adj. Single Pedestal Desk, Breakfront, BBF Right C.3



VHAMI-T • Height Adj. Desk Shell, Bow Top, Breakfront C.3



VHAIT • Height Adj. Desk Shell, Breakfront C.3

Returns D



VERR-E • Executive Return Right with FF Pedestal on Right D.1



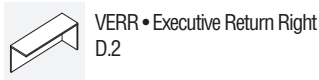
VERL-E • Executive Return Left with FF Pedestal on Left D.1



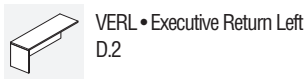
VERR-D • Executive Return Right with BBF Pedestal on Right D.2



VERL-D • Executive Return Left with BBF Pedestal on Left D.2



VERR • Executive Return Right D.2



VERL • Executive Return Left D.2



VERR-Q8 • Executive Return Right with 8” Back Panel D.2



VERL-Q8 • Executive Return Left with 8” Back Panel D.3



VERR-E • Executive Return Right with FF Pedestal on Right D.3

Piano Desks E



VTDPR • Right “D” Shaped Piano Table Desk E.1



VTDPL • Left “D” Shaped Piano Table Desk E.1



VTDPRF • Right “D” Shaped Piano Table Desk E.1



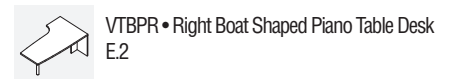
VTDPLF • Left “D” Shaped Piano Table Desk E.2



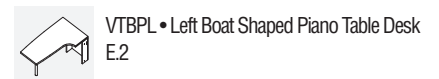
VTDPCR • Right “D” Shaped Piano Table Desk E.2



VTDPCL • Left “D” Shaped Piano Table Desk E.2



VTBPR • Right Boat Shaped Piano Table Desk E.2



VTBPL • Left Boat Shaped Piano Table Desk E.2

VTBPR • Right Boat Shaped Piano Table Desk
E.2VTBPFL • Left Boat Shaped Piano Table Desk
E.2VTPPR • Right "P" Shaped Piano Table Desk
E.3VTPPL • Left "P" Shaped Piano Table Desk
E.3VTPPR • Right "P" Shaped Piano Table Desk
E.3VTPPL • Left "P" Shaped Piano Table Desk
E.3VTPPCR • Right "P" Shaped Piano Table Desk
E.3VTPPCL • Left "P" Shaped Piano Table Desk
E.3VDBEPR • Right Bow End Piano Table Desk
E.3VDBEPL • Left Bow End Piano Table Desk
E.4VETHPCR • Right Delta Shaped Piano Table Desk
E.4VETHPCL • Left Delta Shaped Piano Table Desk
E.4VVER • Linking Return Right
E.4VVEL • Linking Return Left
E.4VBTN • Bridge for Extended Piano Corner Units
or Piano Shaped Desks
E.5

Bridges

F

VBT • Executive Bridge Top with Full Back Panel
F.1VBT-Q8 • Executive Bridge Top with 8" Back
Panel
F.2VBT-T • Executive Bridge Top
F.2VHBT • Executive Bridge Top with hinged Back
Panel
F.2

Credenzas

G

VC-XX • Full Storage Credenza with Lat. File on
Left & Storage Cabinet on Right
G.1VC-XX • Full Storage Credenza with Storage
Cabinet on Left & Lat. File on Right
G.2VC-xx • Full Storage Credenza with 2 Sets of
36" or 30" Lat. Files
G.2VC-xxx • Full Storage Credenza with 3 Sets of
36" or 30" Lat. Files
G.2VC-xx • Full Storage Credenza with 2 Sets of
Storage Cabinets
G.2VC-XXX • Full Storage Credenza with 3 Sets of
Storage Cabinets
G.2VC-XXX • Full Storage Credenza with Lat. File,
Storage Cabinet & Lat. File
G.3VC-XXX • Full Storage Credenza with BBF,
Storage Cabinet & BBF
G.3VCK-EE • Double Pedestal Credenza with FF on
Left & FF on Right
G.3VCK-DD • Double Pedestal Credenza with BBF
on Left & BBF on Right
G.3VCK-ED • Double Pedestal Credenza with FF on
Left & BBF on Right
G.4VCK-DE • Double Pedestal Credenza with BBF
on Left & FF on Right
G.4VCR-E • Single Pedestal Credenza with FF on
Right
G.5VCL-E • Single Pedestal Credenza with FF on
Left
G.5VCR-D • Single Pedestal Credenza with BBF
on Right
G.5VCL-D • Single Pedestal Credenza with BBF
on Left
G.6VCR-F • Single Pedestal Credenza with 36" Lat.
File on Right
G.6VCL-F • Single Pedestal Credenza with 36" Lat.
File on Left
G.6VCR-Z • Single Pedestal Credenza with Combi-
nation Storage on Right
G.7VCL-Z • Single Pedestal Credenza with Combi-
nation Storage on Left
G.7VC • Credenza Shell with Full Back Panel 23"
High
G.8VC • Credenza Shell with 8" Back Panel, 23"
High
G.8VC • Credenza Shell with Full Back Panel
G.9VC • Credenza Shell with 8" Back Panel
G.10

Corners & Components



VBT-NLR • Right Linking Bridge to join Corner Worksurface to Desk or Credenza
H.1



VBT-NLL • Left Linking Bridge to join Corner Worksurface to Desk or Credenza
H.2



VBT-NLR-Q8 • Right Linking Bridge to join Corner Worksurface to Desk or Credenza
H.2



VBT-NLL-Q8 • Left Linking Bridge to join Corner Worksurface to Desk or Credenza
H.2



VE • Corner Table to be used with Linking Returns & Linking Bridges
H.3



VEK • Corner Table to be used with Linking Returns & Linking Bridges
H.3



VEKS • Corner Table to be used with Linking Returns & Linking Bridges
H.3



VEKR • Right Extended Corner Table with 24" Return Connection
H.3



VEKL • Left Extended Corner Table with 24" Return Connection
H.3



VEKR • Right Extended Corner Table with 22" Return Connection
H.4



VEKL • Left Extended Corner Table with 22" Return Connection
H.4



VWR • Right Linking Return to be used with Corner Unit
H.4



WL • Left Linking Return to be used with Corner Unit
H.5



WW • Center Surface with Recessed End Panels
H.5

Modular Storage



VSPBOX1620 • Worksurface Spacer with Glass Shelf
I.1



WVB • Modular Box Drawer and Lat. File
I.1



WVB15 • Modular BF Pedestal
I.1



WW-G/M21 • Modular Storage Cabinet with Doors & Adj. Shelf
I.1



WW-OB21 • Modular Open Storage Cabinet with Adj. Shelf
I.2



WW-F/N • Modular Lateral File
I.2



WWZR • Modular Combination Storage with 1 Lat. File, 2 Boxes Top Left & 1 File Top Right
I.2



WWZL • Modular Combination Storage with 1 Lat. File, 1 File Top Left & 2 Boxes Top Right
I.2



WWOB • Modular Open Storage with Adj. Shelf
I.2



WW-G/M • Modular Storage Cabinet with Doors and Adj. Shelf
I.2



WW-D • Modular BBF Pedestal
I.2



WW-E • Modular FF Pedestal
I.3



WW-Q • Modular Open Storage with Adj. Shelf
I.3



WWi • Modular Storage Cabinet with Door & Adj. Shelf
I.3



VBA • Finished Back for Modular Pedestal
I.3



C1 • Storage Cabinet with Doors & Adj. Shelves
I.3



C1-R • Right Storage Cabinet with Door & Adj. Shelves
I.4



C1-L • Left Storage Cabinet with Door & Adj. Shelves
I.4



C2 • Wardrobe Cabinet with Doors, Coat Rack & Hat Shelf
I.4



C2-R • Right Wardrobe Cabinet with Door, Coat Rack & Hat Shelf
I.5



C2-L • Left Wardrobe Cabinet with Door, Coat Rack & Hat Shelf
I.5



C7 • Open Bookcase with 1 Fixed Shelf and Adj. Shelves
I.6



C12 • Open Storage Cabinet with Adj. Shelf above 2 Lat. File Drawers
I.6



C13 • Storage Cabinet with Doors & Adj. Shelf above 2 Lat. File Drawers
I.6



C15-R • Storage Cabinet with Doors & Adj. Shelf above Right Combination Storage
I.7



C15-L • Storage Cabinet with Doors & Adj. Shelf above Left Combination Storage
I.7



C17-R • Right Storage Cabinet with Door & Adj. Shelf above FF Drawers
I.7



C17-L • Left Storage Cabinet with Door & Adj. Shelf above FF Drawers
I.7



C18-R • Right Storage Cabinet with Door & Adj. Shelf above BBF Drawers
I.7



C18-L • Left Storage Cabinet with Door & Adj. Shelf above BBF Drawers
I.8



C22 • Open Bookcase with Adj. Shelf above Storage Cabinet with Doors
I.8



C23 • Closed Storage Cabinet with Upper & Lower Split Doors and Adj. Shelves I.8



C25 • Cabinet with Doors, Storage with Adj. Shelves on Right & Wardrobe on Left I.9



V-15T • Tops for 15" Deep Bookcases I.9



V-15T • Tops for Hutches I.9



V-19T • Tops for Wood Front Metal Lateral Files I.9



V-20T • 20" Tops for Modular Storage I.10



V-22T • 22" Tops for Modular Storage I.11



V-24T • 24" Tops for Modular Storage I.12



C-SH42G • 42" High Storage Hutch with Glass Doors J.3



C-SH42GDG • 42" High Storage Hutch with Glass & Wood Doors J.3



C-SH42DGD • 42" High Storage Hutch with Glass & Wood Doors J.3



C-SHP42 • 42" High Storage Hutch with Pigeon-Holes & Wood Doors J.4



C-SHP42G • 42" High Storage Hutch with Pigeon-Holes & Glass Doors J.4



C-SHP42GDG • 42" High Storage Hutch with Pigeon-Hole, Glass & Wood Doors J.4



C-SHP42DGD • 42" High Storage Hutch with Pigeon-Holes, Glass & Wood Doors J.4



C-2SH54 • 54" High Storage Hutch with Wood Doors J.5



C-2SH54G • 54" High Storage Hutch with Glass Doors J.5



C-2SH54GDG • 54" High Storage Hutch with Glass & Wood Doors J.5



C-2SH54DGD • 54" High Storage Hutch with Glass & Wood Doors J.5



C-2SHP54 • 54" High Storage Hutch with Pigeon-Holes & Wood Doors J.5



C-2SHP54G • 54" High Storage Hutch with Pigeon-Holes & Glass Doors J.6



C-2SHP54GDG • 54" High Storage Hutch with Pigeon-Holes, Glass & Wood Doors J.6



C-2SHP54DGD • 54" High Storage Hutch with Pigeon-Holes, Glass & Wood Doors J.6



CSF • Wall Mount Storage with Wood Doors J.6



CSF-G • Wall Mount Storage with Glass Doors J.6



CSF-GSL • Wall Mount Storage with Sliding Glass Doors J.7



CSFP • Wall Mount Storage with Pigeon-Holes & Wood Doors J.7



CSFP-G • Wall Mount Storage with Pigeon-Holes & Glass Doors J.7



CSFP-GSL • Wall Mount Storage with Pigeon-Holes & Sliding Glass Doors J.7



CSFF • Wall Mount Storage with Wood Flipper Doors J.8



CSFFP • Wall Mount Storage with Pigeon-Holes & Wood Flipper Doors J.8



CSF-H30 • Double High Wall Mount Storage J.8



CSF-H30G • Double High Wall Mount Storage with Glass Doors J.8



CSFP-H34 • Double High Wall Mount Storage with Pigeon-Holes J.8



CSF-H34G • Double High Wall Mount Storage with Glass Doors J.9



CSFO-H30 • Double High Open Wall Mount Storage J.9



CSFOP-H34 • Double High Open Wall Mount Storage J.9



CSFO • Open Wall Mount Storage J.9



CSFOD16 • Open Wall Mount Storage J.9



CSFOP • Open Wall Mount Storage with Pigeon-Holes J.10

Hutches & Wall Mount

J



C-CL36 • Open Shelf Hutch J.1



C-CL19 • Pigeon Hole Hutch J.1



C-SH36 • 36" High Storage Hutch with Wood Doors J.2



C-SH36G • 36" High Storage Hutch with Glass Doors J.2



C-SH36GDG • 36" High Storage Hutch with Glass & Wood Doors J.2



C-SH36DGD • 36" High Storage Hutch with Glass & Wood Doors J.2



C-SH42 • 42" High Storage Hutch with Wood Doors J.3



CSFOPD16 • Open Wall Mount Storage with Pigeon-Holes J.10



VMAG • Magazine Shelf for use with Open Bookcase K.4



C10 • Storage Cupboard with Adj. Shelf above 2 Lat. File Drawers K.8

Freestanding

K



VWBM • Freestanding Mobile BF Pedestal K.1



CBxS-1515 • Square Open Bookcase with Adj. Shelves K.4



C12 • Open Cabinet with Adj. Shelves above 2 Lat. File Drawers K.9



VWBMCU • Freestanding Mobile BF Pedestal with Cushion K.1



CBxR-1515 • Quarter Round Open Bookcase with Adj. Shelves K.4



C13 • Storage Cabinet with Doors & Adj. Shelves above 2 Lat. File Drawers K.9



VWDB/WWDB • Freestanding BBF Pedestal K.2



CB7R • Quarter Round Open Bookcase with Adj. Shelves K.4



C14 • Storage Cabinet with Doors & Adj. Shelf above 3 Lat. File Drawers K.10



VWDM/WWDM • Freestanding Mobile BBF Pedestal K.2



CB7215H72 • 4x4 Cubicle Bookcase with Fixed Shelves K.5



C15-R • Storage Cabinet with Doors & Adj. Shelves above Right Combination Storage K.10



VWEM • Freestanding Mobile FF Pedestal K.2



CB7215H54 • 3x4 Cubicle Bookcase with Fixed Shelves K.5



C15-L • Storage Cabinet with Doors & Adj. Shelves above Left Combination Storage K.10



VF/N • Freestanding Lateral File K.2



CB7215H36 • 2x4 Cubicle Bookcase with Fixed Shelves K.5



C17-R • Right Storage Cabinet with Door & Adj. Shelf above FF Drawers K.10



VF-3/N-3 • Freestanding Lateral File with 3 Drawers K.2



CB3615H72 • 4x2 Cubicle Bookcase with Fixed Shelves K.5



C17-L • Left Storage Cabinet with Door & Adj. Shelf above FF Drawers K.11



VF-4/N-4 • Freestanding Lateral File with 4 Drawers K.2



CB3615H54 • 3x2 Cubicle Bookcase with Fixed Shelves K.5



C18-R • Right Storage Cabinet with Door & Adj. Shelf above BBF Drawers K.11



VZR • Right Combination Storage with 1 Lat. File, 2 Boxes Top Left & 1 File Top Right K.2



CB3615H36 • 2x2 Cubicle Bookcase with Fixed Shelves K.5



C18-L • Left Storage Cabinet with Door & Adj. Shelf above BBF Drawers K.11



VZL • Left Combination Storage with 1 Lat. File, 1 File Top Left & 2 Boxes Top Right K.3



C1 • Storage Cabinet with Wood Doors & Adj. Shelves K.6



C20 • Storage Cupboard with Adj. Shelf above Storage Cabinet K.11



VBD • Freestanding Storage Cabinet with Doors and Adj. Shelf K.3



C2 • Wardrobe Cabinet with Doors, Coat Rack and Hat Shelf K.6



C22 • Open Storage with Adj. Shelves above Storage Cabinet K.12



VB • Open Bookcase with Adj. Shelf K.3



C4 • Open Shelf Storage above 4 Lat. File Drawers K.7



C25 • Cabinet with Doors, Storage with Adj. Shelves on Right & Wardrobe on Left K.12



VOB • Freestanding Open Storage Cabinet with Adj. Shelf K.3



C6 • Storage Cupboard above Lat. File Cabinet with 4 Drawers K.7



C26-R • Right Tower Unit with Wardrobe, 3 File Drawers, Open Storage & Adj. Shelf K.13



CBx-3x15 • Open Bookcase with Adj. Shelves K.3



C7 • Open Bookcase with Adj. Shelves K.7



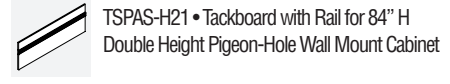

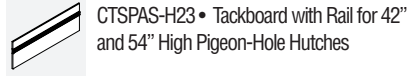

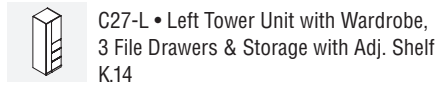
C26-L • Left Tower Unit with Wardrobe, 3 File Drawers, Open Storage & Adj. Shelf K.13




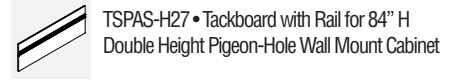
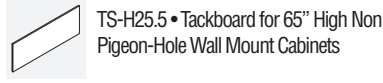
C9 • Storage Cupboard above Open Storage with Fixed Shelf at 29" High and Adj. Shelves K.8



C27-R • Right Tower Unit with Wardrobe, 3 File Drawers & Storage with Adj. Shelf K.13



Accessories





LED • LED Light
L.12



GM5 • Rectangular Grommet - Metal
L.12



GM5P • Rectangular Grommet - Plastic
L.12



LO • Lock Assembly
L.12

WHERE TO ORDER / HOW TO USE THIS GUIDE

AREA	PHONE	FAX
Ontario (Except Ottawa)	905-470-0010	905-470-6262
Calgary, AB (Global Alberta - Calgary)	403-250-7770	403-250-7773
Edmonton, AB (Global Alberta - Edmonton)	780-444-8922	780-443-3913
Halifax, NS (Halifax)	902-422-7434	902-423-9924
Quebec, QC (Quebec)	418-653-6111	418-653-6151
Montreal, QC (Montreal)	514-866-4331	514-866-8567
Ottawa, ON (Ottawa)	613-234-2881	613-234-5350
Burnaby, BC (Global West)	604-432-1701	604-432-7475
Winnipeg, MB (Winnipeg - Saskatchewan)	204-925-3350	204-925-3356

Price and Product Guide Section: Features the actual product pricing and specification instructions. This section is divided into Desks, Returns, Bridges, Credenzas, Corners and Components, Modular Storage, Hutches, Wall Mounted Storage, and Freestanding Storage.

General Information: Includes subdivision sections of casegoods construction, varnish specification, veneers and wood solids, finishing process, general installation and hardware, maintenance, terms and conditions of sale, warranty and where to order.

ISO 9001:2015 Registered: The Descor Factory is ISO 9001:2015 registered for manufacturing procedures and practices of quality and quality control processes.

ISO 14001:2015 Registered: The Descor Factory is ISO 14001:2015 registered for environmental procedures and practices.

ANSI/BIFMA Certified: Descor casegoods have passed ANSI/BIFMA standards for product construction and durability.

FSC ®: Forest Stewardship Council ®. Option available on all wood veneer products by special request.

BIFMA e3: Furniture sustainability level 3.

Greenguard: All Descor Products are Greenguard certified.

Price List Effective : June 2024

HOW TO ORDER A PRODUCT

Creating a correct and complete product number ensures clean orders and accurate information for the factory. Clean orders expedite order entry and factory order scheduling, thereby, saving days, sometimes weeks off potential extended lead-times.

From product to product, there are different options available that affect the length, options and sequence of the order-string.

To view current wood, plastic laminate finish and fabric samples, please visit www.globalfurnituregroup.com.

To order actual wood, plastic laminate finish and fabric samples and cards, place request with the Global Marketing Department via fax at 416-667-0338 or via e-mail at literaturecdn@globalfurnituregroup.com

Wood finish and Laminate samples are individual 3"x 5" chips and can be obtained through the above by request.

EXAMPLE - HOW TO SPECIFY

CODES: The price list uses a numbering system with meaningful alphanumeric characters to create a simple to understand product number. This makes specifying the product easy and accurate.

SPECIFICATION EXAMPLE OF A DESK UNIT

PRODUCT CODE:

VMID7242EDG

V = Versailles Series

MID = Double Pedestal Desk, Breakfront Style with Bow Top

7242 = Size: Width x Depth

ED = Pedestal Configuration: FF Pedestal Left and BBF Pedestal Right

G = Aluminum Framed Glass Modesty option on Breakfront Style

OPTIONS:

FINISH:

Choose Finish (e.g. MPW) - See Page A.23

EDGE:

Choose Edge Detail (e.g. V15) - See Page A.23

HANDLE:

Choose Handle (e.g. PL64) - See page A.23

If Handle is not specified Routed Pull is standard.

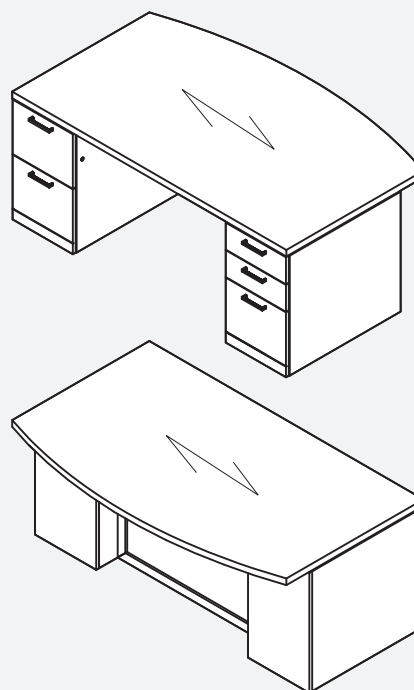
Optional Grommet Locations:

TL - Top Left

TR - Top Right

For Grommet Location see Page A.13

NOTE: Arrow indicates direction of grain.



VERSAILLES SERIES DETAILS

Series Detailing: Versailles detailing is contemporary with a variety of edge options on all perimeter edges. “V” edges have solid walnut, cherry, maple or oak, that band edge tops 1/4” wide by 1 3/8” thick for an overall thickness of 1 3/8”. For “U” edge, solid walnut, cherry, maple, oak that band edge tops 1/8” wide by 1 3/8” thick for an overall thickness of 1 3/8”.

Grommets: GM5 is the standard Versailles grommet with a “V” Edge. When “U” is specified the GM5P is standard. Grommets are included standard where shown in the product line drawings. Otherwise, specify additional grommets where needed. See Grommet Specification details at Page A.13.

Locking: Locks are standard on all “below work surface level” drawer and door storage units with the exception of the pull-out tray units and single lateral file drawer combination tray/slot units. Combination storage unit comes with lock for file and lateral file drawer only, box drawers cannot lock. Lock colour will match the handle option. Locks are optional on all “above work surface level” closed storage.

For Optional Grommets:

GM5E (Black) / GM5K (Tungsten) \$85
GM5EP (Black) / GM5KP (Tungsten) \$48

CONSTRUCTION

Finish: Conversion varnish (similar to catalyzed lacquer, but tougher), 25° sheen. Descor does not buff or rub its finishes.

360° Finishing: All Descor wood casegood products are veneered and finished on the back sides (except modular under-surface storage - tops and backs are unfinished).

Veneers and Solids: Veneers and solids are Number One select, architectural grade “A” oak, walnut, cherry or maple. All Descor wood worksurface mould-ed edges are solid oak, walnut, cherry or maple.

Series Handles: If no handle is specified, there will be a routed finger pull in drawer fronts and touch latch mechanism for doors.

Pedestals: Full-to-the-floor. Pedestals are fully assembled units that are either installed into desk and credenza shells, or available as modular units. Undersur-face storage units include locks.

Drawer Suspensions: Pedestal drawer suspensions are metal ball bearing type. Both box and file drawers are full extension.

Hanging file rails: Are pre-installed on file drawer perimeters. The back rail in a lateral file drawer is designed for both legal and letter size filing.

Drawer Construction: Drawer sides and bottoms are wrapped black vinyl. Veneered drawer interiors are available as an option (see finishes and options section).

Drawer Fronts: The drawer front is an applied element to a four sided drawer. Drawer fronts are veneered on all surfaces. Routed horizontal finger pull is solid oak, walnut, cherry or maple. If a handle is specified no hardwood routed pull is provided. Drawer fronts can be removed or replaced in the field.

Leveling Glides: Levelers have a 1” range of adjustment.

VENEERS AND WOOD SOLIDS

Descor provides high quality veneers and solids to our customers.

We procure wood globally but mainly in North America and Europe with a progressive approach towards sustainability. We ensure our vendors are protecting and maintaining the natural forests of origin. Descor lays-up its own flat cut (cathedral pattern) in book matched set and patterns. Rift cut veneers are laid-up in a slip match method.

For additional information on veneer species, cuts and patterns please contact your customer service representative.

DESCOR CONVERSION VARNISH SPECIFICATIONS

Descor uses conversion varnish: It is among the most durable finishes used in the contract furniture industry (more durable than catalyzed lacquer).

Conversion varnish is a synthetic, catalyzed cured (chemically active) finish, containing UV inhibitors to slow the oxidizing (color changing) effects of ultra-violet rays on wood.

Descor produces low 25° sheen. Low sheens are the most practical for commercial use as it doesn’t show most scratches and are more easily touched-up than higher sheens.

Cures with heat, developed two ways:

- Chemically (catalyst reaction within the varnish itself)
- Line oven (approximately 140° F) accelerates finish curing and increases molecular density for a harder finish

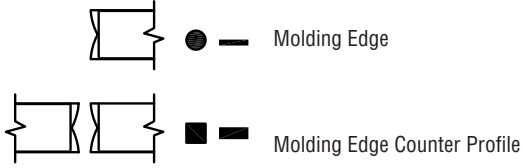
Conversion varnish has a component called “solids”, produced by a combination of resins when the solvent evaporates. These solids float to the varnish surface, which is where they cure. These solids are the durable aspect of the finish.

Descor uses an “off-the-gun” technique with conversion varnish. This means the “solids” (the durable aspect of the finish) remain intact on the surface of the finish.

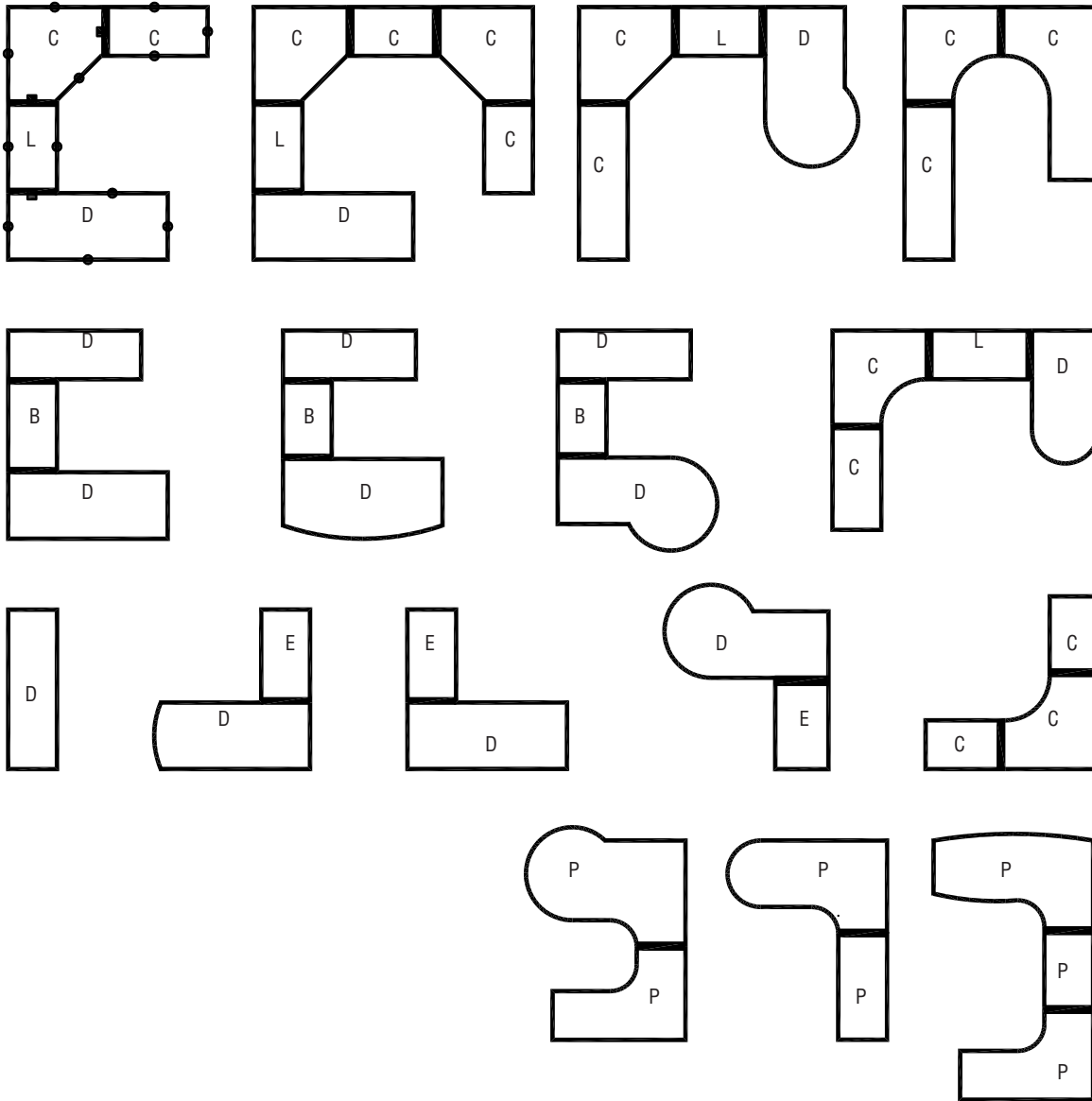
Descor’s standard finish on oak and walnut is open pore, on cherry and maple is semi-closed pore. If a full fill finish is required for walnut, cherry and maple tops, add the suffix “2” to the finish code and add 5% to the base pricing for each product.

Custom finish is available at an upcharge (See finishes and options section).

VERSAILLES EDGE DETAILS



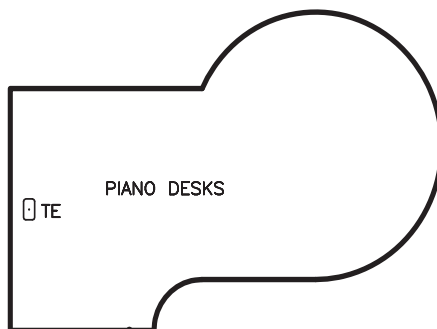
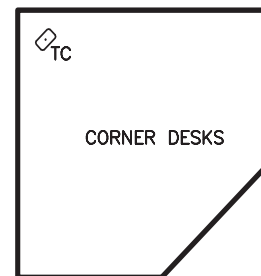

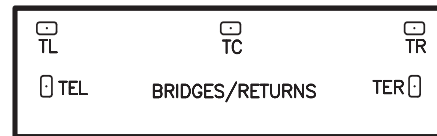

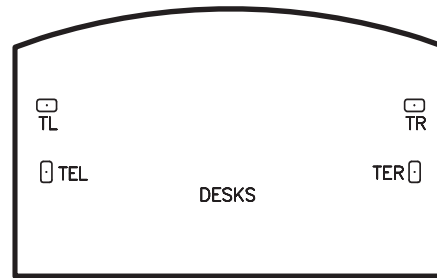

- D - Desks and Credenzas
- B - Executive Bridges
- E - Executive Returns
- C - Corner Components
- L - Linking Bridges
- P - Piano Desks



Note: Refer to Price List Pages for appropriate coding and pricing. Custom configurations are available by requesting a quote.

GROMMET SPECIFICATION

Includes standard and optional Grommet Locations



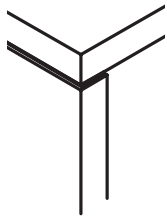
Note:

- For pricing on optional Grommets refer to Page L.12. Custom configurations are available by requesting a quote.
- For TEL & TER location please contact customer service.

VERSAILLES DESKS

Can be ordered as a shell or with pedestals.
 Hand of Rectangular Desk is determined by location of pedestal from user side.
 Hand of "D" Top is determined by outward orientation of curved end from user projection.
 Hand of "P" Top is determined by outward orientation of conference end from user projection.

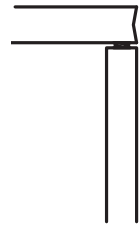
Isometric View



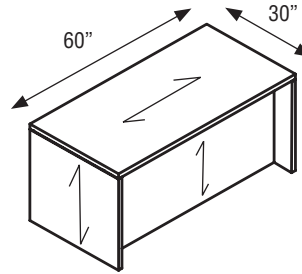
Side View -
1 3/8" Top



Front View -
1 3/16" Slab

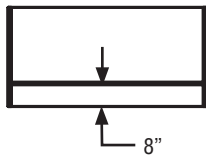


VT6030
Code dimensions are actual

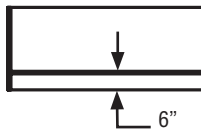


MODESTY PANEL CLEARANCE

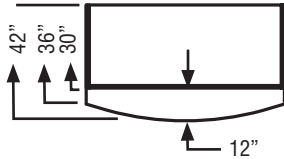
VT7236



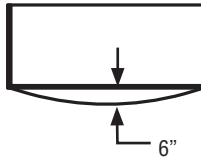
VT7230



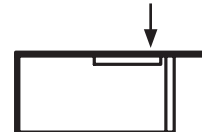
VMT7242



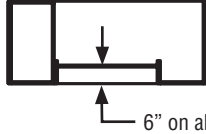
VMT7236



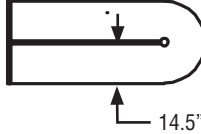
Field "punch out" to accommodate center drawer and keyboard



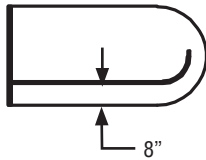
VISR7230D



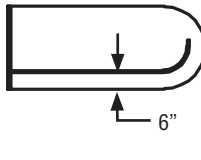
VDDF7230



VDDCL7236



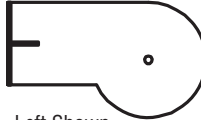
VDDCL7230



VT7236



VTPL7242

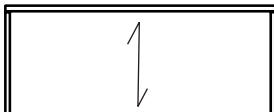


Full Back Panel

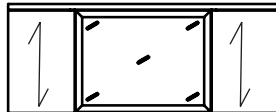
Left Shown

MODESTY PANEL OPTIONS

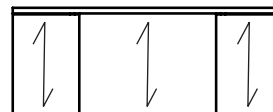
Standard Full Modesty



Glass Modesty

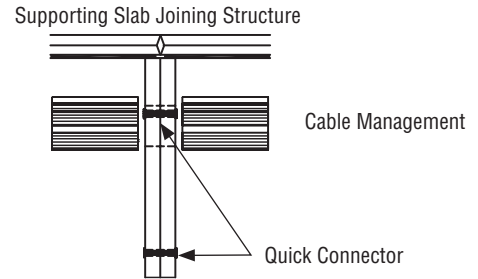
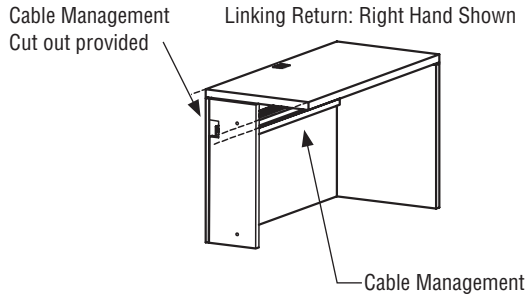


Breakfront

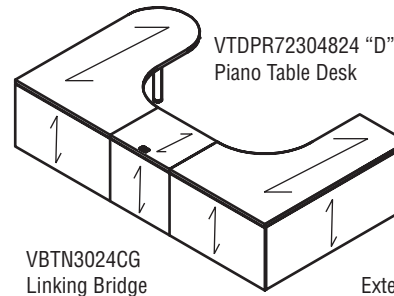
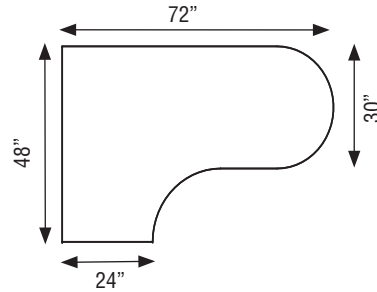
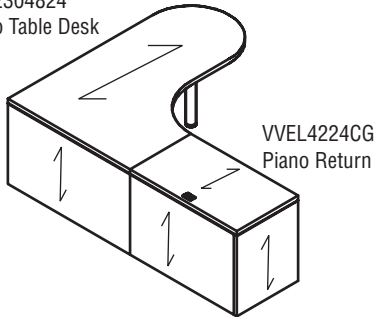


VERSAILLES PIANO DESKS AND LINKING RETURNS

- All Desks are shipped assembled.
- Units include standard Grommets shown and installed horizontal wire management.
- Unit is handed by Post Leg.
- Not for use with regular Corner Units.



VTDPR72304824
"D" Piano Table Desk

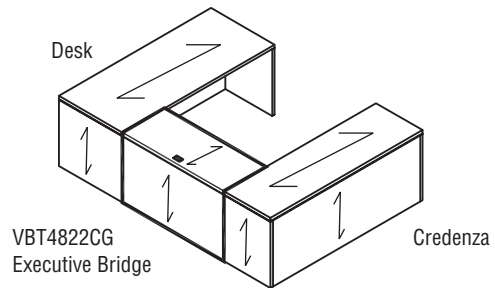


To remove Cross Grain veneer pattern on Top, delete suffix "CG" from the Product Number Code. (Available at no upcharge)

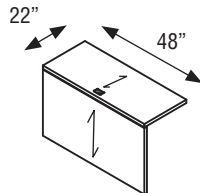
VERSAILLES EXECUTIVE BRIDGES

Executive Bridge is used to connect a Desk to a Credenza. Not to be used with Corner Components or Piano Desks. Three Back Panel options. Back panel flush with end panels of Desk and Credenza. Includes GM5 Grommet Top Center.

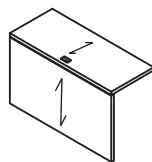
To remove Cross Grain veneer pattern on Top, delete suffix "CG" from the Product Number Code. (Available at no upcharge)



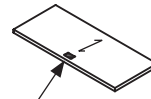
VBT4822CG
Dimensions are actual



VBT4822CG
Full Back Panel

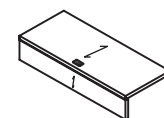


VBT4822TCG
Bridge Top only



GM5 Grommet
"Standard Location on Bridges"

VBT4822Q8CG
8" Back Panel



VERSAILLES EXECUTIVE RETURNS

Executive Return is used to attach to a Single Pedestal Desk, Single Pedestal Credenza, Desk Shell or Credenza Shell.

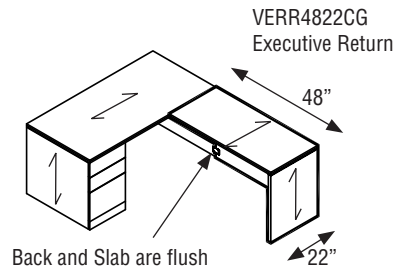
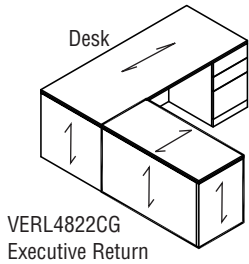
Can be specified as a Shell or with a Pedestal.

Back Panels are available as either full height or 8" from the underside of the worksurface.

Hand of Executive Return is determined by location of full end panel from user side.

Hand of Desk or Credenza is determined by location of pedestal from user side.

Executive Return attached to Desk or Credenza



To remove Cross Grain veneer pattern on Top, delete suffix "CG" from the Product Number Code. (Available at no upcharge)

VERSAILLES CORNER COMPONENTS

Corner Table is used to connect to Linking Bridge and Linking Credenza.

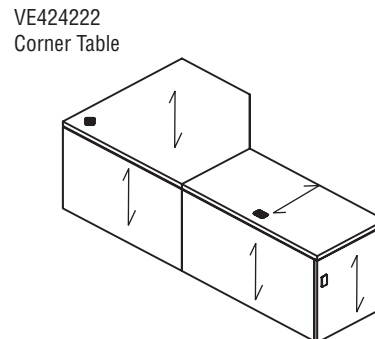
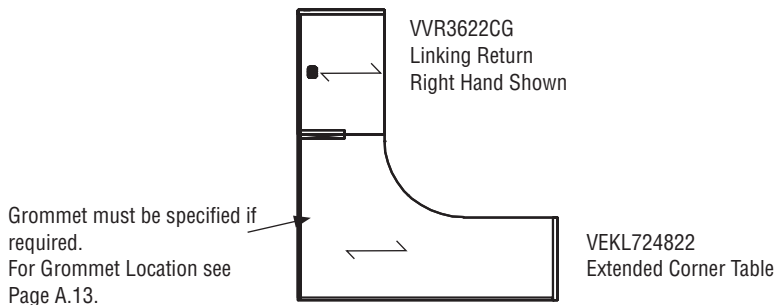
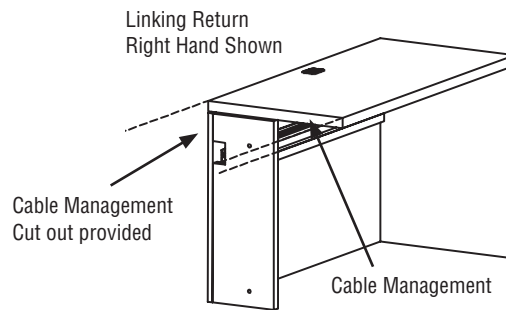
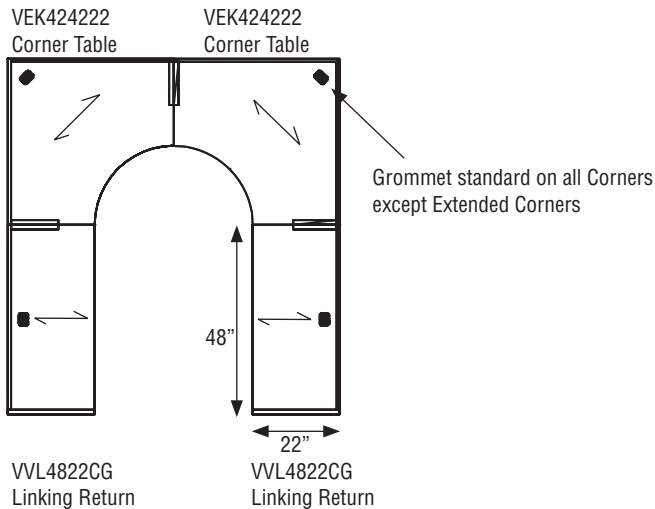
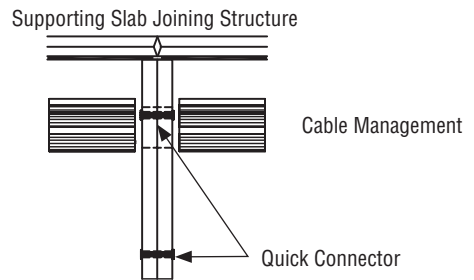
Cable management tray included.

Back Panels are available as either full height or 8" from the underside of the worksurface.

Hand of Linking Credenza is determined by location of full end panel from user side.

Hand of Extended Corner is determined by location of long narrow end from user side.

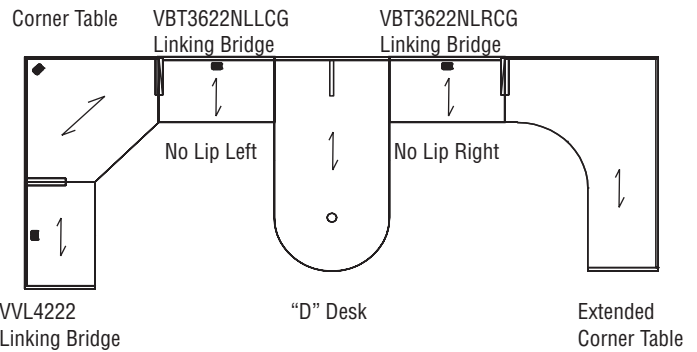
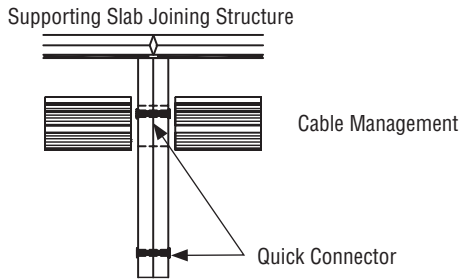
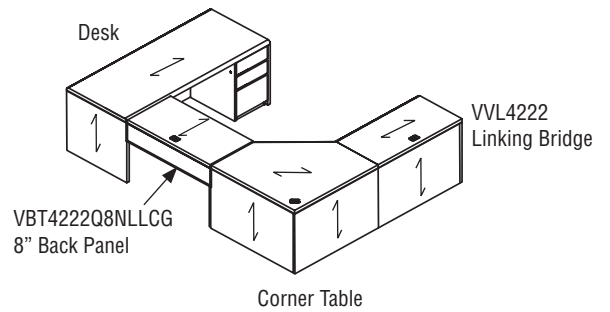
To remove Cross Grain veneer pattern on Top, delete suffix "CG" from the Product Number Code. (Available at no upcharge)



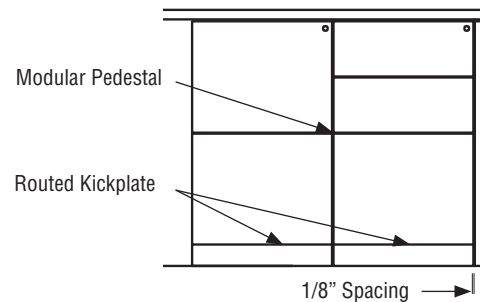
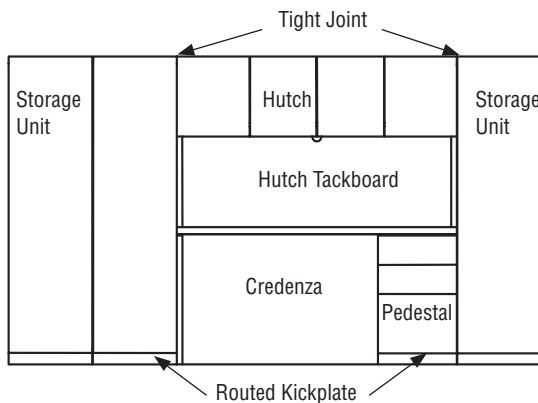
VERSAILLES LINKING BRIDGES

Linking Bridge is used to connect Corner Components to Single Pedestal Desk, Single Pedestal Credenza, Desk Shell or Credenza Shell. Back panels are available as either full height or 8" from the underside of the worksurface. Includes GM5 Grommet Top Centre. Hand of Linking Bridge is determined by location of half end panel from user side.

To remove Cross Grain veneer pattern on Top, delete suffix "CG" from the Product Number Code. (Available at no upcharge)



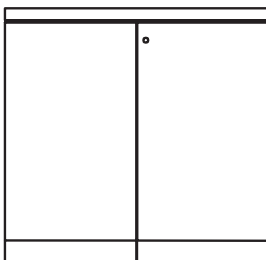
VERSAILLES SIDE BY SIDE COMPONENTS



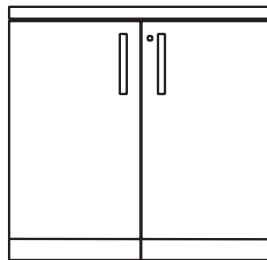
VERSAILLES MODULAR PEDESTALS AND HANDLES

Modular Pedestal for Versailles. Credenza Shells can only be completely filled with Modular Components that end in ".5" to create a Full Storage Credenza.

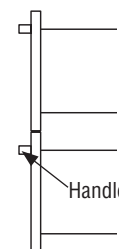
When No Handle is specified doors open with Touch Latch.



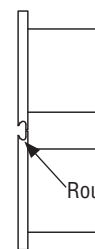
When Handle is specified Touch Latch is not used.



Pedestal Handle



Handle



Routed Finger Pull

VERSAILLES LOCKS

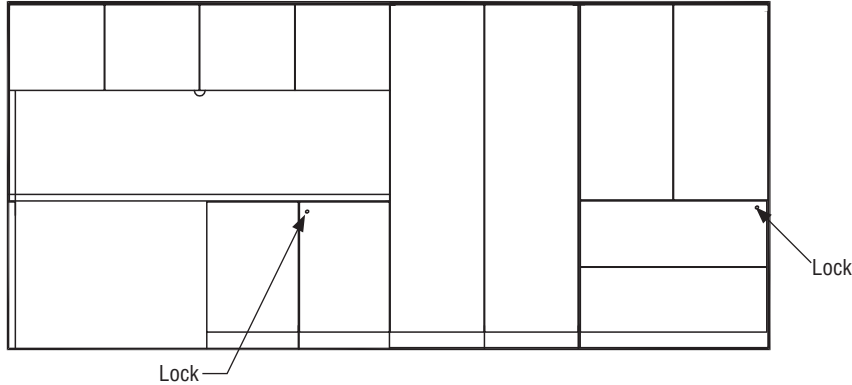
Locking

Locks are Standard on all “below the work surface level” Drawer and Door Storage Units with the exception of the Pull-Out Tray Units and Single Lateral

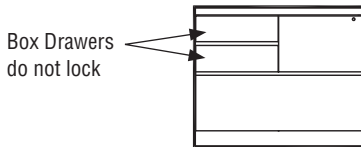
File Drawer Combination Tray/Slot Units

Locks are Optional on all “above the work surface level” Closed Storage Units. See Accessories Section Page L.12 for Lock Specification details.

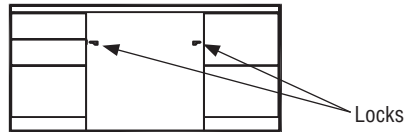
Standard Lock Positions



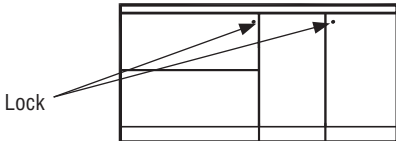
VZR3622
Combination Storage Unit:
Lock for File and Lateral File Drawer only,
Box Drawers do not lock.



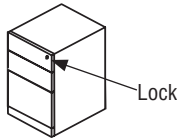
VD7236DE
Double Pedestal Desk/Credenza:
Lock for D and E Pedestals are on the inside Gable.



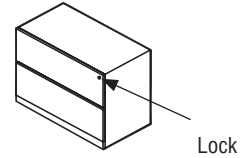
VCF7222
Full Storage Credenza: Locks are on the front.



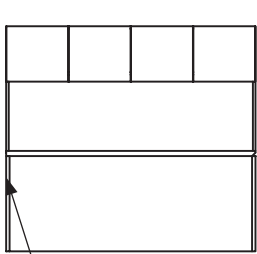
VWD
Modular Furniture:
Lock is on the front.



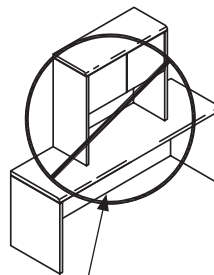
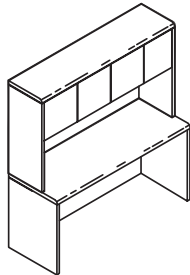
VWF
Modular Furniture:
Lock is on the front.



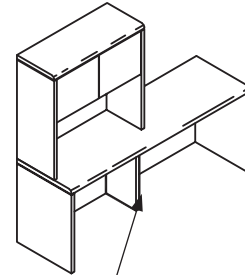
HUTCH POSITIONING



There must be an end panel under the hutch



Missing Support
NOT Recommended

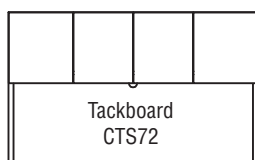


Add optional Support
SLAB12 (as Special)

VERSAILLES TACKBOARDS

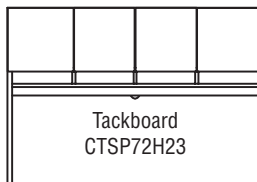
Tackboards for Storage Huches

C72SH36



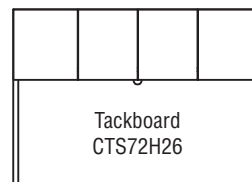
Tackboard
CTS72

C72SHP42 and C722SHP54



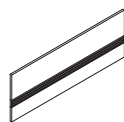
Tackboard
CTSP72H23

C72SH42 and C722SH54

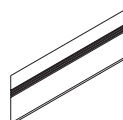


Tackboard
CTS72H26


Tackboards with Accessory Rail



CTSAS72




CTSPAS72H23

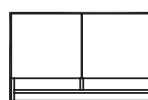


CTSAS72H26

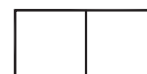
Tackboards for Wall Mount Overheads



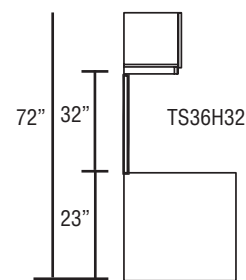
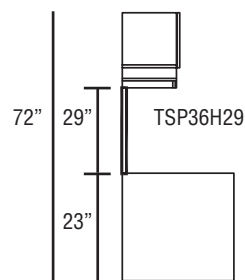
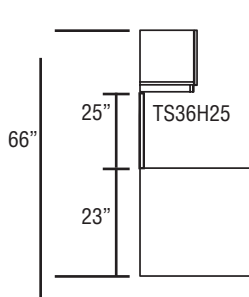
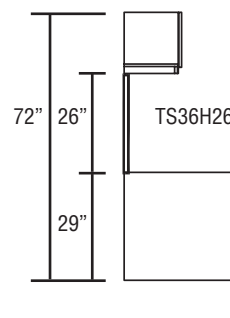
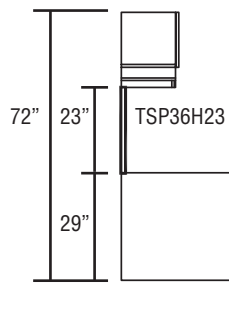
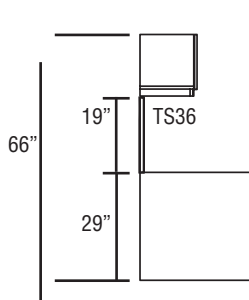
CSF36



CSFP36

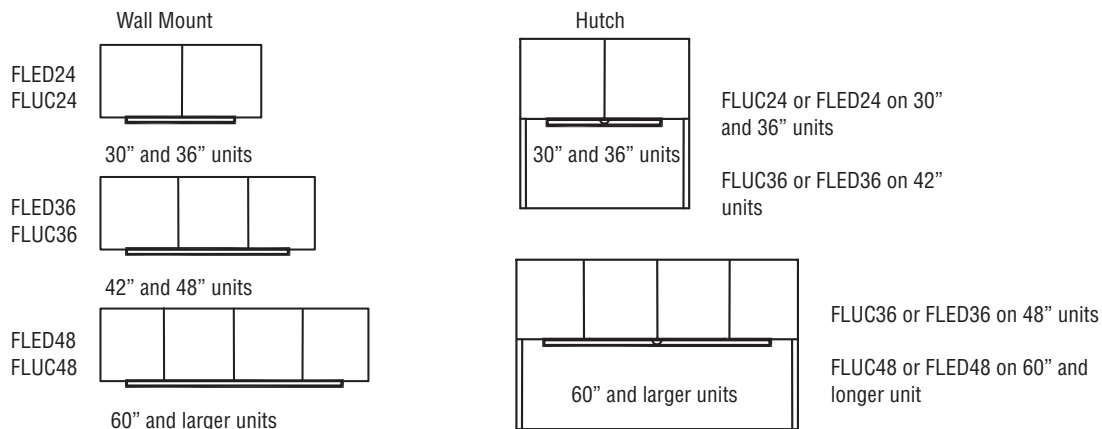


CSF36



VERSAILLES LIGHTING

Lighting for Hutches and Wall Mount Overheads.



GENERAL INSTALLATION AND HARDWARE

Uncartoning

Always uncarton wood office furniture with care. Never use a knife or sharp object of any kind to open cartons. Tear cartoning tape off by hand. Protective corner blocks, foam-wrap, and a bottom skid are included in the carton during shipping for protection.

Hardware: All necessary hardware for attaching furniture is included in the shipment. Actual wall-attachment fasteners for wall cabinets, Tackboards and Visual Boards are not included due to variable site conditions.

Hanging file rails: Pre-installed on file drawer perimeters and accommodates both legal and letter size filing.

Flat-plates: Are used to attach Bridges and Returns to Desks and are shipped pre-attached to the bottom of the Bridge or Return. Mini-flat-plates for securing Bridge Back Panels to Desk or Credenza End-panels, and quick connectors for securing modular Corner Units to adjacent pieces, are shipped along with screws in a plastic bag attached to the bottom of the Bridge or Return.

Caution: Using screws other than those supplied by Descor could result in damage to finished tops. Descor will not honor claims due to installation of incorrect hardware.

Installation: Wall-mounted cabinets, Tackboards and Visual Boards are pre-attached with horizontal wall rails to the back of each unit. The wall-side components must be detached from the unit and fastened to the wall accordingly. Wall fasteners are not included due to the variable site conditions. Securing the wall rail to a vertical structural member is the required manner of installation. The Cabinet or Visual Board is then lowered on to the wall rail. It is important to level the wall rail before installation. Wall cabinets are equipped with levelers at the bottom of the back panels for proper cabinet alignment. Units with doors are equipped with adjustable European door hinges to assist in door alignment. It is required to use a #8 wood screw through the back of the cabinet and the wall-mounted rail, to further secure the wall attachment. Tackboards have vertical grooves in the back for tasklight wiring.

Hutches: Descor utilizes a non-marring method of Hutch attachment. They are installed with double faced tape applied to the bottom of the end panels. The tape is shipped in a plastic bag found in the Hutch. Removal of the Hutch requires moderate pressure to be applied on the top of the unit towards the wall for at least a minute for the pressure sensitive tape to release. At the dealer or installer's discretion, additional support may be added by installing flat-plates along the outside back of the attached units. These flat-plates are not included in the shipment.

Hutch tackboards: Factory installed.

Modular storage units: Have pre-drilled holes through the unfinished tops for securing to the bottom of the work surfaces. Screws and lock keys are included in a plastic bag fastened inside the pedestal. Installer should leave a 1/8" reveal between the Modular Storage Unit and the End panel. Disassemble the Modular Unit first before relocating the entire unit to avoid damage or bodily injuries.

5-sided corner tables: Join Bridge and Credenza run-offs, using the supplied quick-connectors. Recessed end-panels in these units are pre-drilled to accept quick-connectors for easy alignment. Accurate leveling is critical for these units to align and connect properly. Flat-plates are pre-attached to the work surface to secure to the desk unit.

Upon completing installation, wipe furniture with a damp cloth, followed by a dry soft cloth.

Leveling wood office furniture properly is the most important procedure to ensure proper functioning and alignment of drawers, locks and doors.

CARE AND MAINTENANCE GUIDE

Wood Casegoods Care: Descor furniture is constructed to strict specifications to ensure years of satisfied use. As with all wood products, certain care requirements and periodic maintenance are necessary in order to maintain the original new appearance and function.

Finish Protection: All clear wood finishes are susceptible to scratches from rough and abrasive objects, such as staples, paper clips, ceramic coffee mugs, flower pots, picture frames, etc. Computer equipment with rubber feet can also cause discoloration and softening of the finish due to petroleum distillates in the rubber.

Glass tops are the ultimate protection against scratch mishaps.

The most practical protection is the use of desk-pads or blotters, paper management bins, coasters, common sense caution with rough items, and adding pressure sensitive felt to the feet or bottoms of any potentially destructive item on the Desk.

Finish Care: Wax or polish should never be used on the catalyzed finish; they will give a greasy, cloudy or uneven appearance to the product. Descor's conversion varnish finish is best cleaned by wiping the surfaces with a damp cloth, followed by a soft dry cloth in the direction of the grain. If the surfaces are very dirty, use of a glass cleaning type of product is recommended.

Never use a silicon based product to dust or polish catalyzed finishes. Over time, silicon may disrupt the actual molecular composition of the finish and cause it to soften and become cloudy.

Additional Tips:

- Remove any spilled liquid immediately with a blotting, rather than a wiping motion.
- Do not drag or push objects or stacks of papers across any finely finished surface.
- Avoid exposing surfaces to extreme heat, cold or humidity.
- The surface finish may be burn resistant, however, the wood underneath the finish is not and can be charred by a burning cigarette or heat producing unit.
- Exposure to strong sunlight should be avoided. The surface finish is fade-proof, however, in spite of UV inhibitors in the finish, the wood underneath may change color (patina) where extended exposure to sunlight exists. Natural or light finished species are especially susceptible to UV color change.
- Building maintenance and maintenance service management should be notified of the proper care instructions and procedures for your furniture to avoid damage and allow optimum appearance for years to come.
- Special care should be taken to protect wood furniture when other trades such as painters, electricians and telecommunications workers are present performing work.
- Drawer suspensions are lubricated prior to shipment. Periodic lubrication may be applied to the ball bearing housing with a high quality lubricant found in most hardware stores.
- Drawer alignment is achieved with proper leveling of desks and credenzas.
- Check leveling glides for adjustment if the furniture is moved.
- Modular furniture items, such as Desk Shells and Modular Pedestals **must be disassembled** prior to moving or relocating to avoid damage to the furniture.
- Hutch and wall cabinet doors may require field adjustment, from time to time, due to shifting weight load factors inside the cabinet.
- Touch-up of wood furniture should only be attempted by a qualified refinisher/touch-up technician. Contact your furniture dealer if this need should arise.

DESCOR LIMITED LIFETIME WARRANTY

Descor will, at no cost to the original purchaser and for as long as the original purchaser owns a Descor product repair or replace with a comparable product, at Descor's option, any part or product sold after January 01, 2001, which fails as a result of a defect in its design, materials or workmanship. For all purposes of this warranty, the term "purchaser" is defined as the entity or individual acquiring a new Descor product as the initial purchase thereof either from Descor or an authorized Descor dealer.

Exceptions to this warranty include:

- Descor warrants wood casegoods products to be free from defects in materials and workmanship for a period of 10 years, of single shift service, from the date of delivery.
- Lighting products and grommets are warranted for one year from date of delivery.
- Custom electrical solutions may carry varying warranty coverage.
- Descor fabrics and wood veneers are warranted for 5 years from the date of delivery.
- Electrical components are warranted for 1 years from the date of delivery.
- Moving parts, which include, glides, slides, casters, user adjustable worksurface mechanism are warranted for 5 years from date of delivery.
- Descor warrants its products based on a single shift (40 hours/week). Usage beyond a single shift (40 hours/week) will result in a reduction in the warranty, in proportion to the increased usage.
- Pneumatic cylinders for any product, unless otherwise stated, are warranted for 10 years of single shift (40 hours/week) usage, from date of delivery.

This warranty does not include:

- Customers Own Material or finishes applied to Descor products (which include graded in fabrics, which are treated as Customers Own Material).
- Wood Veneer being a natural material will have shade differences between veneer leaves. This will be more apparent between flitches. Fading on wood veneers can be caused by exposure to UV rays / sunlight.
- Wood color, grain and stain acceptance, which may occur due to the natural elements of wood.
- Ballasts and light bulbs.
- Products which have been modified or which have not been installed or used according to Descor's application and installation guidelines or warnings.
- Products that must be replaced due to normal wear and tear, negligence, abuse, accidents or shipping damage.
- Products used for rental purposes.

In no event shall Descor be liable in either tort or contract for any loss or direct, special, incidental, consequential, or exemplary damages.

This warranty is the customer's sole remedy for product defect. Descor makes no warranties, including the express or implied warranties of merchantability and fitness purpose, other than the express warranties contain herein.

TERMS AND CONDITIONS OF SALE

Prices: Prices are subject to change without notice. All shipments are F.O.B. the plant unless otherwise indicated. All taxes are extra.

Terms: Merchandise shall be invoiced when shipped and payment is due 30 days after invoice date.

Orders: All orders are subject to acceptance by Descor head office and to the Terms of Sale which appear in current price lists.

Orders: All orders are subject to acceptance by Descor head office and to the Terms of Sale which appear in current price lists.

Returns: Merchandise may not be returned without prior written consent. Upon approval, a minimum restocking charge of 35% shall be deducted from the credit note, in addition to any expense incurred should reconditioning be necessary. Return shipping must be prepaid.

Cancellations: All orders are considered firm and not subject to cancellation without our documented approval. Cancellation charges may be required based on expenses incurred during order processing.

Carriers: All shipments shall normally be made through the Buyer's specified carrier. Otherwise Descor shall use its best judgment in selecting a carrier. Prepay and Add Service Charge to cover cost of processing prepaid freight bills, a charge of \$30.00 per shipment will be made. This amount will be included in the "Freight Charges" invoiced by Descor.

Liability: Every effort is employed to effect secure packing for shipment. Descor's liability ends when the carrier issues a clear receipt, acknowledging

automatically that the shipment has been received in good condition.

Claims: It is required that all merchandise be carefully examined by recipient before issuance of clear receipt to carrier. Should the shipment arrive unsound or incomplete, have carrier make proper notation on the delivery receipt and original freight bill as to discrepancy before accepting shipment. Any claim for damage or shortage must be filed by you with the delivering carrier. Descor will not accept return of merchandise damaged in transit.

Changes and Cancellations: Descor reserves the right to institute changes with regard to materials, equipment, specification and designs, as well as to discontinue models at any time without prior notice.

After the date of Descor's acknowledgement of a Purchaser's order, the order may not be changed or cancelled by Purchaser without the written consent of Descor. Special order items already in production are not subject to change or cancellation under any circumstances. Other standard items already in production are subject to a minimum 35% restocking charge, based on list price. A higher percentage may apply, depending on the stage of production.

Finishes: Descor veneers and solid woods are carefully selected for color, tone and grain. Since the distinctive characteristics and nature of wood cause variations, exact matches are not always possible.

Shipping Weight: All shipping weights and cubic sizes as indicated are approximate.

Dimensions: Are approximate. Please contact Descor for specific dimensions required.

FINISHES

Descor Collection Products are Greenguard certified.

GROUP 1 FINISHES (STANDARD FINISHES)

Finish Code	Colour	Veneer Type	Veneer Cut
BTW	Biscotti	White Oak	Rift
JAW	Java	White Oak	Rift
MCW	Moch	White Oak	Rift
CRW	Coral	White Oak	Rift
EVW	Evening Oak	White Oak	Rift
MTW	Milestone	White Oak	Rift
CAW	Cocoa Walnut	Walnut	Flat
DWW	Dark Walnut	Walnut	Flat
EWV	Empress Walnut	Walnut	Flat
LTW	Latte Walnut	Walnut	Flat
MHW	Mahogany on Walnut	Walnut	Flat
WLW	Walnut	Walnut	Flat
NLW	Natural Walnut	Walnut	Flat
ULW	Umber Walnut	Walnut	Flat
ACW	Amber Cherry	Cherry	Flat
DCW	Dark Cherry	Cherry	Flat
RCW	Red Cherry	Cherry	Flat
WCW	Windsor Cherry	Cherry	Flat
AMW	Almond Cherry	Cherry	Flat
VNW	Vintage Cherry	Cherry	Flat
HAW	Hazelnut	Maple	Flat
MPW	Maple	Maple	Flat
SMW	Sugar Maple	Maple	Flat
WMW	White Maple	Maple	Flat
OYW	Oyster Maple	Maple	Flat
SHW	Sahara Maple	Maple	Flat

GROUP 2 FINISHES (ADD 25% UPCHARGE)

Finish Code	Colour	Veneer Type	Veneer Cut
CNW	Cognac	Figured Anigre	Quarter
BRW	Butternut	Figured Anigre	Quarter

FOUNDATION ENGINEERED VENEER

Finish Code	Colour	Veneer Type	Veneer Cut
NTF	Natural	Maple Reconstituted	Rift
TLF	Twilight	Maple Reconstituted	Rift
CIF	Chai	White Oak Reconstituted	Rift
FGF	Fig	White Oak Reconstituted	Rift
RVF	Riviera	White Oak Reconstituted	Rift
STF	Sumatra	White Oak Reconstituted	Rift
WHF	Wheat	White Oak Reconstituted	Rift
MTF	Metro	White Oak Reconstituted	Rift
MSF	Mesa	White Oak Reconstituted	Rift
CHF	Cashmere	White Oak Reconstituted	Rift
SNF	Sienna	White Oak Reconstituted	Rift
WIF	Winter	White Oak Reconstituted	Rift

METAL FINISHES

Finish Code	Colour
E	Black
K	Tungsten (Silver)
P	Brushed Chrome
DWT	Designer White

GLASS FINISH (GLASS DOORS AND MODESTY PANELS)

Frosted Glass	Standard
Aluminium Frame Back-	Add 10% upcharge to list price
Painted White Glass	
Magnetic or Writable Glass	Contact Customer Service - Quote Required

ALL STORAGE UNITS

Two tone finish	Add 15% upcharge to list price
All painted	No upcharge

FINISH OPTIONS

Full Fill available (Add 5% upcharge to the List Price)

Walnut Tops	Add suffix "2" to the end of the finish code
Cherry Tops	Add suffix "2" to the end of the finish code
Anigre Tops	Add suffix "2" to the end of the finish code
Maple Tops	Add suffix "2" to the end of the finish code

Custom Staining (Please Contact Customer Service)

up to \$50,000	Add \$528 Flat Fee and 15% to the List Price
\$50,000 and \$200,000	Add 15% upcharge to the List Price
over \$200,000	No upcharge

Special Finish Options

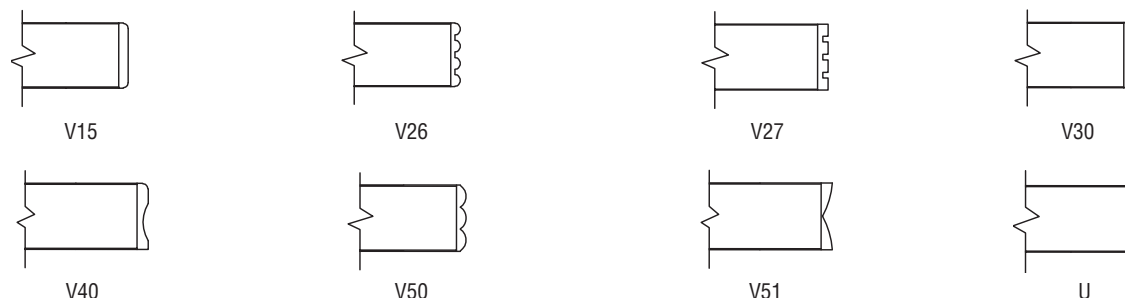
Custom Veneers Please contact Customer Service for selection and pricing
Laminate Inlays Please contact Customer Service - Surcharges may apply
FSC option available Please contact Customer Service - No upcharge

Solid Colours on MDF

DESCOR FINISH		CODE
Black	(solid colour)	BLM
Chantilly	(solid colour)	CHM
Cloud	(solid colour)	CLM
Dove	(solid colour)	DVM
Oyster	(solid colour)	OSM
Tungsten	(solid colour)	TNM
White	(solid colour)	WHM

• For Doors, Drawer Fronts and Deocrative Panels (two tone finish) upcharge 15%

EDGES AVAILABLE




Other Edge Profiles are available, please contact Customer Service.

BIRCH DRAWER OPTION

Code	Description	Upcharge
DMD	Box, Box, File Drawer -15"	\$175
EMD	File, File Drawer - 15"	\$175
B15MD	Box, File Drawer - 15"	\$175
B30MD	Lat.Box, Lat.File Drawer - 30"	\$212
B36MD	Lat.Box, Lat.File Drawer - 36"	\$212
NMD	Two Lat.File Drawer - 30"	\$212
FMD	Two Lat.File Drawer - 36"	\$212
3EMD	Three File Drawer - 30"	\$260
N3MD	Three Lat.File Drawer - 30"	\$318
F3MD	Three Lat.File Drawer - 36"	\$318
N4MD	Four Lat.File Drawer - 30"	\$359
F4MD	Four Lat.File Drawer - 36"	\$359
N6MD	Six Lat.File Drawer - 30"	\$571
F6MD	Six Lat.File Drawer - 36"	\$571
ZMD	Z Combination Pedestal - 36"	\$256

HANDLES AVAILABLE



PL33
Black Moon Pull, 4"



PL34
Nickel Moon Pull, 4"



PL64
Contemporary Nickel Pull, 5 3/8"



PL66
Transitional Nickel Pull, 6 3/4"



PL92
Silver Bar, 5 3/8"



PL93
Black Bar, 5 3/8"



PL94
Silver Rectangular Handle, 5 3/8"




PL95
Black Rectangular Handle, 5 3/8"



PL96
Silver Slimline Pull, 5 3/8"



PL97
Black Slimline Pull, 5 3/8"



PL98
Silver Princeton Bar, 5 3/8"



PL99
Black Princeton Bar, 5 3/8"



PLS7
Black Spaghetti Pull, 7 3/8"



PLS8
Silver Spaghetti Pull, 7 3/8"

- If Handle is specified:
 - Black Handle = Black Lock & Grommet.
 - Silver, Nickel and Tungsten Handle = Tungsten Lock & Grommet.
- If Handle is not specified, Routed Pull, Black Lock & Grommet are standard.
- COM Handles are available, please contact Customer Service

TACKBOARD FABRICS - GRADE 1

Tackboards are standard in Global Furniture Group Grade 1 panel textiles, please refer to the following website for the current offering.

<https://www.globalfurnituregroup.com/ca/workplace>

To find Panel Textiles choose the Resources tab and click on Textiles. Select Panel Textiles Grade 1 for standard offering.

KEY ALIKE FORM

DATE

ACK.NO. (PROVIDED BY DESCOR)

PAGE(S)

CUSTOMER PO#

SPECIAL INTRUCTIONS

INITIATED BY

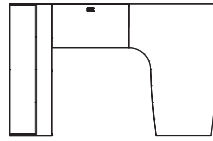
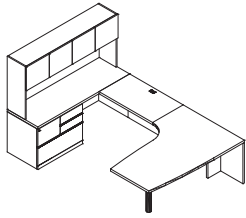
ADD ON

ORIGINAL PO#

KEY NO. W401 to W500 Inclusive	TAG AREA	QUANTITY	DESCOR USE ONLY	
			Key Area Total	Checked Total
			Quantity	Print Initials

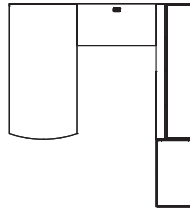
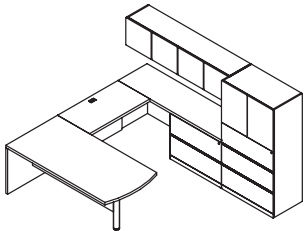
NOTE: If Key Alike Instructions are not Submitted to DESCOR INDUSTRIES with the Customer's Purchase Order, all components will be keyed randomly.

V-01



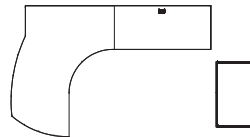
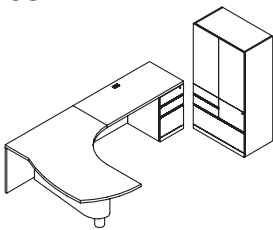
QUANTITY	CODE	DESCRIPTION	V	U
1	C72SH36	36" High Storage Hutch with Wood Doors	3599	3599
1	VCL7224Z	Single Pedestal Credenza with Combination Storage on Left	5430	5171
1	VBT4224NLRCG	Right Linking Bridge to join Corner Worksurface to Desk or Credenza	1378	1315
1	VTBPR72364824	Right Boat Shaped Piano Table Desk	4864	4633
TOTAL			\$15,271	\$14,718

V-02



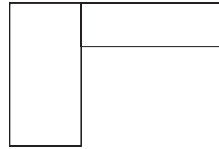
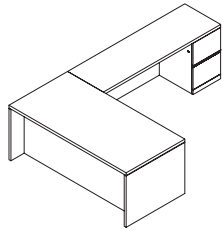
QUANTITY	CODE	DESCRIPTION	V	U
1	C14D20W36H65	Storage Cabinet with Doors and Adj. Shelf above 3 Lat. File Drawers	5149	5149
1	CSF72	Wall Mount Storage with Wood Doors	2569	2569
1	VBT4224CG	Executive Bridge with Full Back Panel	1503	1431
1	VCR7220F	Single Pedestal Credenza with 36" Lat. File on Right	4340	4132
1	VQDDBE7236	Connecting Bow End Table Desk	4226	4026
TOTAL			\$17,786	\$17,306

V-03



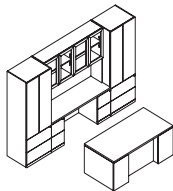
QUANTITY	CODE	DESCRIPTION	V	U
1	VWWD	Modular BBF Pedestal	1812	1812
1	C15D20W36H65R	Storage Cabinet with Doors & Adj. Shelves above Right Combination Storage	4840	4840
1	VVR5424CG	Right Linking Return to be used with Corner Unit	2188	2085
1	VETHPCL7232	Left Delta Shaped Piano Table Desk	6025	5740
TOTAL			\$14,863	\$14,476

V-04



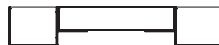
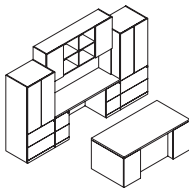
QUANTITY	CODE	DESCRIPTION	V	U
1	VERR4222ECG	Executive Return Right with FF Pedestal on Right	2831	2696
1	VSL7236D	Single Pedestal Desk with BBF on Left	4159	3961
TOTAL			\$6,991	\$6,658

V-05



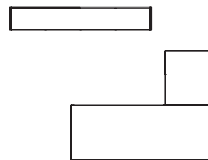
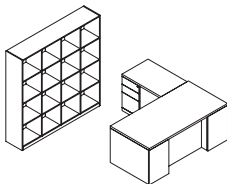
QUANTITY	CODE	DESCRIPTION	V	U
1	VID7236DE	Double Pedestal Desk, Breakfront Style with BBF on Left & FF on Right	6002	5717
1	VCK7224EE	Double Pedestal Credenza with FF Pedestal Left and FF Pedestal Right	5660	5390
1	C722SH54G	54" High Storage Hutch with Aluminum Framed Glass Doors	6955	6955
2	C13D24W30H84	Storage Cabinet with Doors and 2 Adjustable Shelves above 2 Lateral File Drawers	12219	12219
TOTAL			\$30,836	\$30,281

V-06



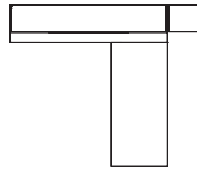
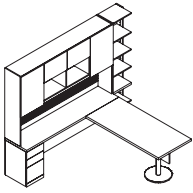
QUANTITY	CODE	DESCRIPTION	V	U
1	VID7236DE	Double Pedestal Desk, Breakfront Style with BBF Pedestal Left & FF Pedestal Right	6002	5717
1	VCK7224EE	Double Pedestal Credenza with FF on Left & FF on Right	5660	5390
1	C722SH54DOOD	54" High Storage Hutch-Special	5394	5394
2	C13D24W30H72	Storage Cabinet with Doors & Adj. Shelf above 2 Lat. File Drawers	10478	10478
TOTAL			\$27,533	\$26,978

V-07



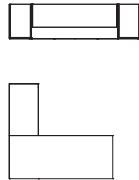
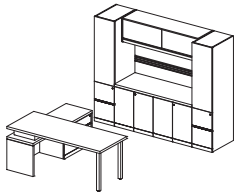
QUANTITY	CODE	DESCRIPTION	V	U
1	VISR7236D	Single Pedestal Desk, Breakfront Style with BBF on Right	5337	5083
1	VERL4222DCG	Executive Return Left with BBF on Left	2831	2696
1	CB7215H72	4 X 4 Cubicle Bookcase with Fixed Shelves	4531	4531
TOTAL			\$12,700	\$12,309

V-08



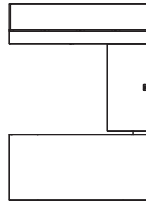
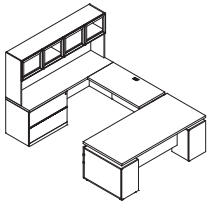
QUANTITY	CODE	DESCRIPTION	V	U
1	V6630CGT	Rectangle Shaped Table Top - Special	1718	1637
1	CMP60W	Wood Straight Modestay Panel hanging from Top	1136	1136
1	F3P18	Metal Flat Plate Base Upgrade	1041	1041
1	MP53	Mending Plates - Special	24	24
1	CB7S1815H84	Open Bookcase- Special	2509	2509
1	VCL8420D	Single Pedestal Credenza with BBF on Left	4360	4153
1	C84SH54/S	Custom Storage Hutch - Special	6416	6416
1	CTSAS84H26	Tackboard with an Accessory Rail	1682	1682
TOTAL			\$18,884	\$18,596

V-09



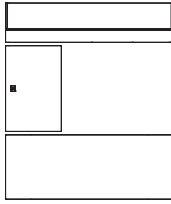
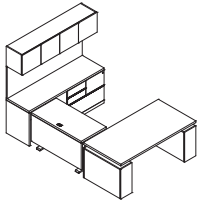
QUANTITY	CODE	DESCRIPTION	V	U
1	VR7230	Connecting Rectangular Shaped Table Desk	1947	1887
1	VC6620H23	Credenza Shell with Full Back Panel 23" High	2364	2252
1	VSPBOX1620	Worksurface Spacer with Glass Shelf	589	589
1	VWB30	Modular Lateral File Box and File Drawer	2056	2056
1	C17D22W16H72R	Right Storage Cabinet with Adj. Shelves above FF Drawers	3854	3854
1	C17D22W16H72L	Left Storage Cabinet with Adj. Shelves above FF Drawers	3854	3854
1	VC6022MM	Full Storage Credenza with 2 Sets of Storage Cabinets	4298	4093
1	CSF60GSL	Wall Mount Storage with Sliding Glass Doors	3457	3457
1	TSAS60H26	Wall Mount Tackboard with Accessory Rail	1211	1211
TOTAL			\$23,629	\$23,253

V-10



QUANTITY	CODE	DESCRIPTION	V	U
1	C78SH36G	36" High Storage Hutch with Glass Doors	5740	5740
1	CTS78	Tackboard for 36" High Non Pigeon-Hole Hutches	741	741
1	VCL7822F	Single Pedestal Credenza with 36" Lat. File on Left	4936	4703
1	VBT4822NLRG	Right Linking Bridge to join Corner Worksurface to Desk or Credenza	1620	1543
1	VHASP	Spacer	296	296
1	VHAISR7836D	Height Adj. Single Pedestal Desk	7432	7080
TOTAL			\$20,765	\$20,103

V-11

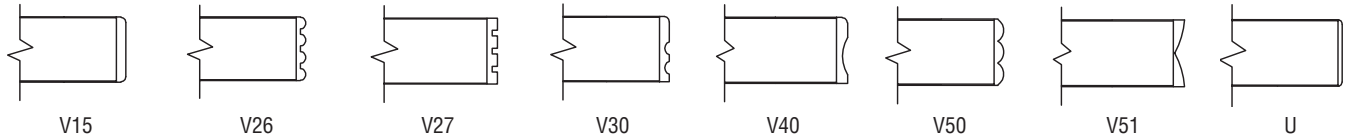


QUANTITY	CODE	DESCRIPTION	V	U
1	CSF72	Wall Mount Storage with Wood Doors	2569	2569
1	TS72H26	Wall Mount Tackboard	1020	1020
1	VCR7222Z	Single Pedestal Credenza with Combination Storage on Right	4978	4739
1	VHABT4824	Height Adj. Bridge	5148	4902
1	VHA7236TP	Height Adj. Desk	6543	6230
TOTAL			\$20,257	\$19,459

DESKS • TECHNICAL INFORMATION

- All Desks are shipped assembled.
- Kneewell locking standard.
- Desks come in a variety of modesty options: Straight, Glass, and Breakfront Styles.

- If Handle is specified:
 - Black and Brass Handle = Black Lock & Grommet.
 - Silver, Nickel and Tungsten Handle = Tungsten Lock & Grommet.
- If Handle is not specified Routed Pull, Black Lock & Grommet are standard.



DESKS • GUIDELINES FOR ORDERING PRODUCT

CODES: The price list uses a numbering system with meaningful alphanumeric characters to create a simple-to-understand product number. This makes specifying the product easy and accurate.

SPECIFICATION EXAMPLE OF A DESK UNIT

PRODUCT CODE:

VMD8442ED
 V = Versailles Series
 MD = Double Pedestal Bow Top Desk
 8442 = Size: Width x Depth
 ED = Pedestal Configuration: FF on Left & BBF on Right

FINISH: Choose Finish

EDGE: Choose Edge

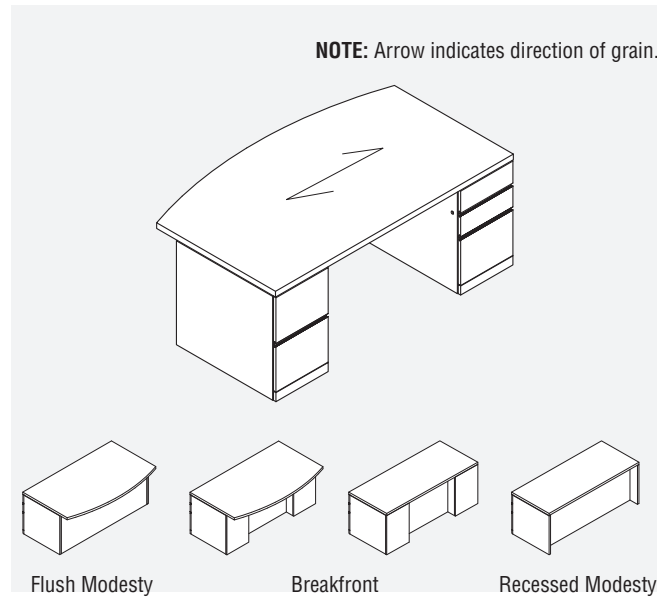
HANDLE: Choose Handle

Optional Grommet Locations:

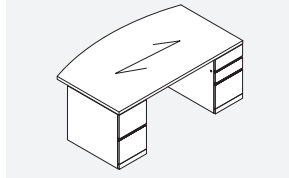
TL - Top Left
 TR - Top Right

For Grommet Location see Page A.13

NOTE: Arrow indicates direction of grain.



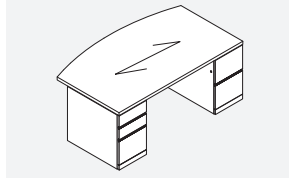
VMD-ED • Double Pedestal Bow Top Desk with FF on Left & BBF on Right



PRODUCT CODE	PRICE		SIZE (INCHES)			WEIGHT LBS	VOL FT3
	V	U	H	W	D		
VMD8442ED	7489	7132	29	84	42	397	59
VMD7842ED	6951	6621	29	78	42	382	55
VMD7242ED	6415	6109	29	72	42	367	51
VMD6636ED	6224	5927	29	66	36	335	40

- Full Height Modesty Panel

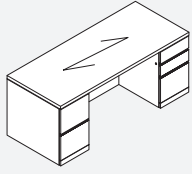
VMD-DE • Double Pedestal Bow Top Desk with BBF on Left & FF on Right



PRODUCT CODE	PRICE		SIZE (INCHES)			WEIGHT LBS	VOL FT3
	V	U	H	W	D		
VMD8442DE	7489	7132	29	84	42	397	59
VMD7842DE	6951	6621	29	78	42	382	55
VMD7242DE	6415	6109	29	72	42	367	51
VMD6636DE	6224	5927	29	66	36	335	40

- Full Height Modesty Panel

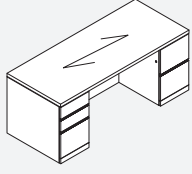
VD-ED • Double Pedestal Desk with FF on Left & BBF on Right



PRODUCT CODE	PRICE		SIZE (INCHES)			WEIGHT LBS	VOL FT3
	V	U	H	W	D		
VD8442ED	6366	6062	29	84	42	432	59
VD7842ED	5913	5631	29	78	42	411	55
VD7236ED	5453	5195	29	72	36	365	44
VD7230ED	5375	5118	29	72	30	335	36
VD6636ED	5375	5118	29	66	36	350	40
VD6630ED	5288	5038	29	66	30	320	33
VD6030ED	5123	4879	29	60	30	305	30

- Full Height Modesty Panel

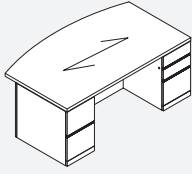
VD-DE • Double Pedestal Desk with BBF on Left & FF on Right



PRODUCT CODE	PRICE		SIZE (INCHES)			WEIGHT LBS	VOL FT3
	V	U	H	W	D		
VD8442DE	6366	6062	29	84	42	432	59
VD7842DE	5913	5631	29	78	42	411	55
VD7236DE	5453	5195	29	72	36	365	44
VD7230DE	5375	5118	29	72	30	335	36
VD6636DE	5375	5118	29	66	36	350	40
VD6630DE	5288	5038	29	66	30	320	33
VD6030DE	5123	4879	29	60	30	305	30

- Full Height Modesty Panel

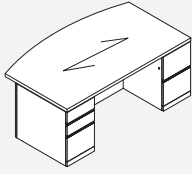
VMiD-ED • Double Pedestal Bow Top Desk, Breakfront Style with FF on Left & BBF on Right



PRODUCT CODE	PRICE		SIZE (INCHES)			WEIGHT LBS	VOL FT3
	V	U	H	W	D		
VMiD8442ED	8231	7841	29	84	42	397	59
VMiD7842ED	7647	7284	29	78	42	382	55
VMiD7242ED	7057	6719	29	72	42	367	51
VMiD6636ED	6842	6515	29	66	36	335	40

- Inset Full Height Modesty Panel
- For Aluminum Framed Glass Modesty option, please contact Customer Service

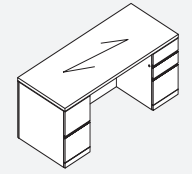
VMiD-DE • Double Pedestal Bow Top Desk, Breakfront Style with BBF on Left & FF on Right



PRODUCT CODE	PRICE		SIZE (INCHES)			WEIGHT LBS	VOL FT3
	V	U	H	W	D		
VMiD8442DE	8231	7841	29	84	42	397	59
VMiD7842DE	7647	7284	29	78	42	382	55
VMiD7242DE	7057	6719	29	72	42	367	51
VMiD6636DE	6842	6515	29	66	36	335	40

- Inset Full Height Modesty Panel
- For Aluminum Framed Glass Modesty option, please contact Customer Service

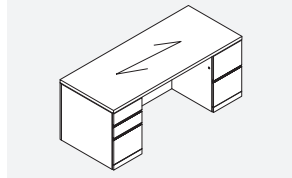
ViD-ED • Double Pedestal Desk, Breakfront Style with FF on Left & BBF on Right



PRODUCT CODE	PRICE		SIZE (INCHES)			WEIGHT LBS	VOL FT3
	V	U	H	W	D		
ViD8442ED	7003	6668	29	84	42	432	59
ViD7842ED	6500	6191	29	78	42	411	55
ViD7236ED	6002	5717	29	72	36	365	44
ViD7230ED	5913	5631	29	72	30	335	36
ViD6636ED	5913	5631	29	66	36	350	40
ViD6630ED	5819	5541	29	66	30	320	33
ViD6030ED	5631	5364	29	60	30	305	30

- Inset Full Height Modesty Panel
- For Aluminum Framed Glass Modesty option, please contact Customer Service

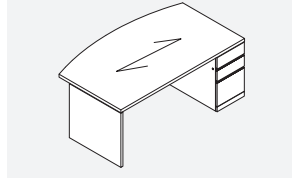
ViD-DE • Double Pedestal Desk, Breakfront Style with BBF on Left & FF on Right



PRODUCT CODE	PRICE		SIZE (INCHES)			WEIGHT LBS	VOL FT3
	V	U	H	W	D		
VID8442DE	7003	6668	29	84	42	432	59
VID7842DE	6500	6191	29	78	42	411	55
VID7236DE	6002	5717	29	72	36	365	44
VID7230DE	5913	5631	29	72	30	335	36
VID6636DE	5913	5631	29	66	36	350	40
VID6630DE	5819	5541	29	66	30	320	33
VID6030DE	5631	5364	29	60	30	305	30

- Inset Full Height Modesty Panel
- For Aluminum Framed Glass Modesty option, please contact Customer Service

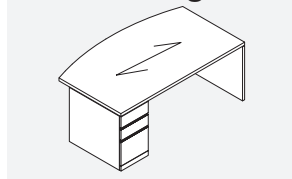
VMSR-D • Single Pedestal Bow Top Desk with BBF on Right



PRODUCT CODE	PRICE		SIZE (INCHES)			WEIGHT LBS	VOL FT3
	V	U	H	W	D		
VMSR8442D	5931	5647	29	84	42	347	59
VMSR7842D	5510	5247	29	78	42	332	55
VMSR7242D	5088	4846	29	72	42	317	51
VMSR6636D	4890	4657	29	66	36	285	40

- Full Height Modesty Panel

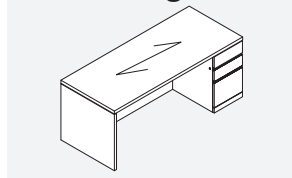
VMSL-D • Single Pedestal Bow Top Desk with BBF on Left



PRODUCT CODE	PRICE		SIZE (INCHES)			WEIGHT LBS	VOL FT3
	V	U	H	W	D		
VMSL8442D	5931	5647	29	84	42	347	59
VMSL7842D	5510	5247	29	78	42	332	55
VMSL7242D	5088	4846	29	72	42	317	51
VMSL6636D	4890	4657	29	66	36	285	40

- Full Height Modesty Panel

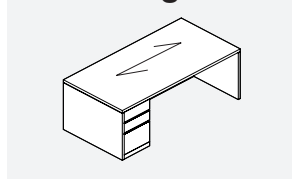
VSR-D • Single Pedestal Desk with BBF on Right



PRODUCT CODE	PRICE		SIZE (INCHES)			WEIGHT LBS	VOL FT3
	V	U	H	W	D		
VSR8442D	5660	5389	29	84	42	382	59
VSR7842D	5258	5008	29	78	42	361	55
VSR7236D	4159	3961	29	72	36	315	44
VSR7230D	3977	3788	29	72	30	285	36
VSR6636D	3977	3788	29	66	36	300	40
VSR6630D	3795	3614	29	66	30	270	33
VSR6030D	3626	3455	29	60	30	255	30

- Full Height Modesty Panel

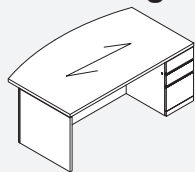
VSL-D • Single Pedestal Desk with BBF on Left



PRODUCT CODE	PRICE		SIZE (INCHES)			WEIGHT LBS	VOL FT3
	V	U	H	W	D		
VSL8442D	5660	5389	29	84	42	382	59
VSL7842D	5258	5008	29	78	42	361	55
VSL7236D	4159	3961	29	72	36	315	44
VSL7230D	3977	3788	29	72	30	285	36
VSL6636D	3977	3788	29	66	36	300	40
VSL6630D	3795	3614	29	66	30	270	33
VSL6030D	3626	3455	29	60	30	255	30

- Full Height Modesty Panel

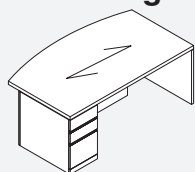
VMiSR-D • Single Pedestal Bow Top Desk, Breakfront Style with BBF on Right



PRODUCT CODE	PRICE		SIZE (INCHES)			WEIGHT LBS	VOL FT3
	V	U	H	W	D		
VMISR8442D	6526	6215	29	84	42	347	59
VMISR7842D	6060	5772	29	78	42	332	55
VMISR7242D	5591	5324	29	72	42	317	51
VMISR6636D	5378	5123	29	66	36	285	40

- Inset Full Height Modesty Panel
- For Aluminum Framed Glass Modesty option, please contact Customer Service

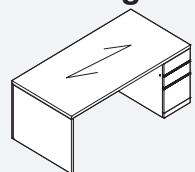
VMiSL-D • Single Pedestal Bow Top Desk, Breakfront Style with BBF on Left



PRODUCT CODE	PRICE		SIZE (INCHES)			WEIGHT LBS	VOL FT3
	V	U	H	W	D		
VMISL8442D	6526	6215	29	84	42	347	59
VMISL7842D	6060	5772	29	78	42	332	55
VMISL7242D	5591	5324	29	72	42	317	51
VMISL6636D	5378	5123	29	66	36	285	40

- Inset Full Height Modesty Panel
- For Aluminum Framed Glass Modesty option, please contact Customer Service

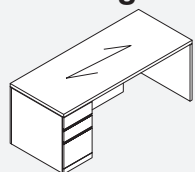
ViSR-D • Single Pedestal Desk, Breakfront Style with BBF on Right



PRODUCT CODE	PRICE		SIZE (INCHES)			WEIGHT LBS	VOL FT3
	V	U	H	W	D		
VISR8442D	6229	5932	29	84	42	382	59
VISR7842D	5781	5503	29	78	42	361	55
VISR7236D	5337	5083	29	72	36	315	44
VISR7230D	4373	4164	29	72	30	285	36
VISR6636D	4373	4164	29	66	36	300	40
VISR6630D	4172	3972	29	66	30	270	33
VISR6030D	3988	3796	29	60	30	255	30

- Inset Full Height Modesty Panel
- For Aluminum Framed Glass Modesty option, please contact Customer Service

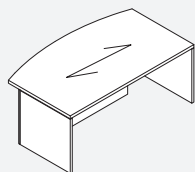
ViSL-D • Single Pedestal Desk, Breakfront Style with BBF on Left



PRODUCT CODE	PRICE		SIZE (INCHES)			WEIGHT LBS	VOL FT3
	V	U	H	W	D		
VISL8442D	6229	5932	29	84	42	382	59
VISL7842D	5781	5503	29	78	42	361	55
VISL7236D	5337	5083	29	72	36	315	44
VISL7230D	4373	4164	29	72	30	285	36
VISL6636D	4373	4164	29	66	36	300	40
VISL6630D	4172	3972	29	66	30	270	33
VISL6030D	3988	3796	29	60	30	255	30

- Inset Full Height Modesty Panel
- For Aluminum Framed Glass Modesty option, please contact Customer Service

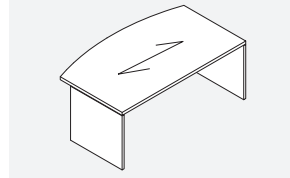
VMiT • Desk Shell with Bow Top, Breakfront Style



PRODUCT CODE	PRICE		SIZE (INCHES)			WEIGHT LBS	VOL FT3
	V	U	H	W	D		
VMIT8442	5346	5092	29	84	42	297	59
VMIT7842	5004	4765	29	78	42	282	55
VMIT7242	4662	4439	29	72	42	267	51
VMIT6636	4470	4259	29	66	36	235	40

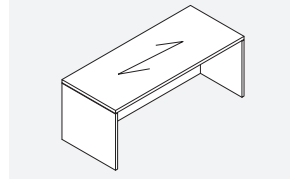
- Full Height Modesty Panel

VMT • Desk Shell with Bow Top and Recessed Full Modesty Panel



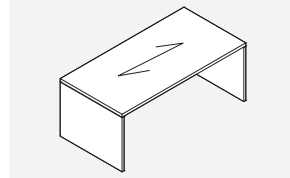
PRODUCT CODE	PRICE		SIZE (INCHES)			WEIGHT LBS	VOL FT3
	V	U	H	W	D		
VMT8442	4798	4571	29	84	42	297	59
VMT7842	4456	4245	29	78	42	282	55
VMT7242	4113	3917	29	72	42	267	51
VMT6636	3923	3737	29	66	36	235	40

VT • Desk Shell with Recessed Modesty Panel



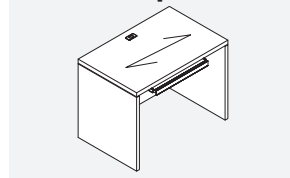
PRODUCT CODE	PRICE		SIZE (INCHES)			WEIGHT LBS	VOL FT3
	V	U	H	W	D		
VT8442	4468	4255	29	84	42	332	54
VT7842	4144	3946	29	78	42	311	52
VT8436	3825	3643	29	84	36	317	51
VT7836	3551	3383	29	78	36	296	47
VT7236	3280	3125	29	72	36	265	44
VT6636	3089	2940	29	66	36	250	40
VT7230	3089	2940	29	72	30	235	36
VT6630	2900	2761	29	66	30	220	33
VT6030	2651	2526	29	60	30	205	30

VQT • Desk Shell with Recessed 3/4 Modesty Panel



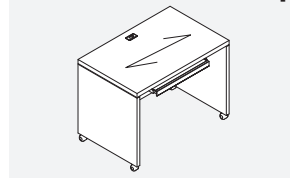
PRODUCT CODE	PRICE		SIZE (INCHES)			WEIGHT LBS	VOL FT3
	V	U	H	W	D		
VQT8436	3650	3467	29	84	36	317	51
VQT7836	3386	3215	29	78	36	296	47
VQT7236	3127	2971	29	72	36	265	44
VQT7230	2951	2805	29	72	30	250	40
VQT6636	2951	2805	29	66	36	235	36
VQT6630	2779	2639	29	66	30	220	33
VQT6030	2555	2428	29	60	30	205	30

VCT • Computer Table with Pull Out Keyboard Tray



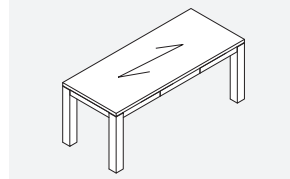
PRODUCT CODE	PRICE		SIZE (INCHES)			WEIGHT LBS	VOL FT3
	V	U	H	W	D		
VCT3925	2386	2273	29	39	25	180	16

VCT-C • Mobile Computer Table with Pull Out Keyboard Tray



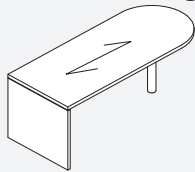
PRODUCT CODE	PRICE		SIZE (INCHES)			WEIGHT LBS	VOL FT3
	V	U	H	W	D		
VCT3925C	2489	2371	29	39	25	180	16

VTB • Table Desk with 3" Apron, Centre Pencil Drawer and 4" Square Legs



PRODUCT CODE	PRICE		SIZE (INCHES)			WEIGHT LBS	VOL FT3
	V	U	H	W	D		
VTB8442	8403	8003	29	84	42	272	59
VTB7842	7802	7429	29	78	42	253	55
VTB7236	6174	5881	29	72	36	205	44
VTB7230	6060	5772	29	72	30	192	36
VTB6636	6060	5772	29	66	36	192	40
VTB6630	5943	5660	29	66	30	188	33
VTB6030	5660	5389	29	60	30	188	30

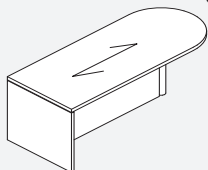
VDD • Connecting “D” Shaped Table Desk



PRODUCT CODE	PRICE		SIZE (INCHES)			WEIGHT	VOL
	V	U	H	W	D	LBS	FT3
VDD8436	4281	4077	29	84	36	343	51
VDD7236	3667	3494	29	72	36	294	44
VDD7230	3457	3293	29	72	30	264	36
VDD6636	3457	3293	29	66	36	245	40
VDD6030	3409	3246	29	60	30	225	30

• Wood Column Support and Full End Panel

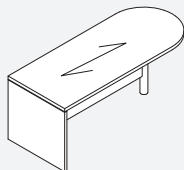
VDDF • Connecting “D” Shaped Table Desk



PRODUCT CODE	PRICE		SIZE (INCHES)			WEIGHT	VOL
	V	U	H	W	D	LBS	FT3
VDDF8436	5259	5008	29	84	36	368	51
VDDF7236	4509	4297	29	72	36	320	44
VDDF7230	4253	4049	29	72	30	290	36
VDDF6636	4253	4049	29	66	36	271	40
VDDF6030	4115	3920	29	60	30	247	30

• Wood Column Support, Full Modesty Panel and End Panel

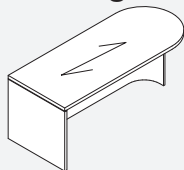
VQDD • Connecting “D” Shaped Table Desk



PRODUCT CODE	PRICE		SIZE (INCHES)			WEIGHT	VOL
	V	U	H	W	D	LBS	FT3
VQDD8436	4931	4699	29	84	36	357	51
VQDD7236	4226	4026	29	72	36	311	44
VQDD7230	3969	3780	29	72	30	281	36
VQDD6636	3969	3780	29	66	36	264	40
VQDD6030	3838	3653	29	60	30	247	30

• Wood Column Support, 3/4 Modesty Panel and Full End Panel

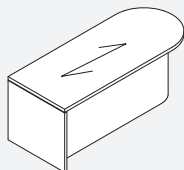
VDDCR • Right Connecting “D” Shaped Table Desk



PRODUCT CODE	PRICE		SIZE (INCHES)			WEIGHT	VOL
	V	U	H	W	D	LBS	FT3
VDDCR8436	5590	5323	29	84	36	368	51
VDDCR7236	4789	4562	29	72	36	320	44
VDDCR7230	4528	4311	29	72	30	290	36
VDDCR6636	4528	4311	29	66	36	270	40
VDDCR6030	4400	4188	29	60	30	242	30

• Full Height Curved Modesty Panel and End Panel

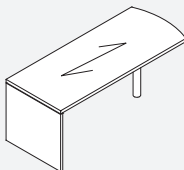
VDDCL • Left Connecting “D” Shaped Table Desk



PRODUCT CODE	PRICE		SIZE (INCHES)			WEIGHT	VOL
	V	U	H	W	D	LBS	FT3
VDDCL8436	5590	5323	29	84	36	368	51
VDDCL7236	4789	4562	29	72	36	320	44
VDDCL7230	4528	4311	29	72	30	290	36
VDDCL6636	4528	4311	29	66	36	270	40
VDDCL6030	4400	4188	29	60	30	242	30

• Full Height Curved Modesty Panel and End Panel

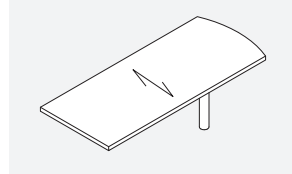
VDDBE • Connecting Bow End Table Desk



PRODUCT CODE	PRICE		SIZE (INCHES)			WEIGHT	VOL
	V	U	H	W	D	LBS	FT3
VDDBE8436	4281	4077	29	84	36	343	51
VDDBE7236	3667	3494	29	72	36	294	44
VDDBE7230	3409	3246	29	72	30	264	36
VDDBE6636	3409	3246	29	66	36	245	40
VDDBE6030	3276	3119	29	60	30	225	30

• Wood Column Support and Full End Panel

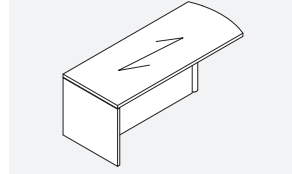
VRDBE • Connecting Bow End Table Desk



PRODUCT CODE	PRICE		SIZE (INCHES)			WEIGHT LBS	VOL FT3
	V	U	H	W	D		
VRDBE8436CG	3289	3132	29	84	36	135	51
VRDBE7236CG	2819	2684	29	72	36	121	44
VRDBE7230CG	2639	2512	29	72	30	99	36
VRDBE6636CG	2639	2512	29	66	36	99	40
VRDBE6030CG	2454	2339	29	60	30	83	30

• Wood Column Support

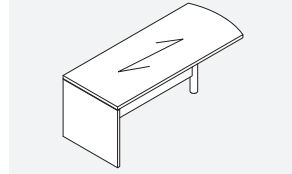
VDDBEF • Connecting Bow End Table Desk



PRODUCT CODE	PRICE		SIZE (INCHES)			WEIGHT LBS	VOL FT3
	V	U	H	W	D		
VDDBEF8436	5259	5008	29	84	36	368	51
VDDBEF7236	4509	4297	29	72	36	320	44
VDDBEF7230	4253	4049	29	72	30	290	36
VDDBEF6636	4253	4049	29	66	36	271	40
VDDBEF6630	4115	3920	29	60	30	247	30

• Wood Column Support, Full Modesty Panel and Full End Panel

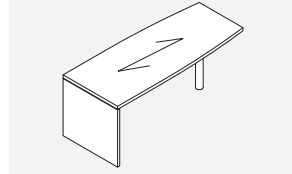
VQDDBE • Connecting Bow End Table Desk



PRODUCT CODE	PRICE		SIZE (INCHES)			WEIGHT LBS	VOL FT3
	V	U	H	W	D		
VQDDBE8436	4931	4699	29	84	36	357	51
VQDDBE7236	4226	4026	29	72	36	311	44
VQDDBE7230	3969	3780	29	72	30	281	36
VQDDBE6636	3969	3780	29	66	36	264	40
VQDDBE6030	3838	3653	29	60	30	247	30

• Wood Column Support, 3/4 Modesty Panel and Full End Panel

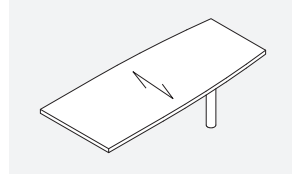
VDDBS • Connecting Boat Shaped Table Desk



PRODUCT CODE	PRICE		SIZE (INCHES)			WEIGHT LBS	VOL FT3
	V	U	H	W	D		
VDDBS8442	5066	4825	29	84	42	414	59
VDDBS8436	4281	4077	29	84	36	343	51
VDDBS7236	3667	3494	29	72	36	314	44
VDDBS7230	3409	3246	29	72	30	284	36
VDDBS6636	3409	3246	29	66	36	265	40
VDDBS6030	3276	3119	29	60	30	245	30

• Wood Column Support and Full End Panel

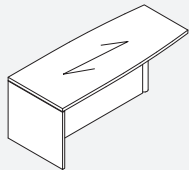
VRDBS • Connecting Boat Shaped Table Desk



PRODUCT CODE	PRICE		SIZE (INCHES)			WEIGHT LBS	VOL FT3
	V	U	H	W	D		
VRDBS8442CG	3840	3655	29	84	42	179	59
VRDBS8436CG	3289	3132	29	84	36	155	51
VRDBS7236CG	2819	2684	29	72	36	141	44
VRDBS7230CG	2639	2512	29	72	30	119	36
VRDBS6636CG	2639	2512	29	66	36	119	40
VRDBS6030CG	2454	2339	29	60	30	103	30

• Wood Column Support


VDDBSF • Connecting Boat Shaped Table Desk



PRODUCT CODE	PRICE		SIZE (INCHES)			WEIGHT	VOL
	V	U	H	W	D	LBS	FT3
VDDBSF8442	6137	5844	29	84	42	429	59
VDDBSF8436	5259	5008	29	84	36	368	51
VDDBSF7236	4509	4297	29	72	36	320	44
VDDBSF7230	4253	4049	29	72	30	290	36
VDDBSF6636	4253	4049	29	66	36	271	40
VDDBSF6030	4115	3920	29	60	30	247	30

• Wood Column Support, Full Modesty Panel and Full End Panel

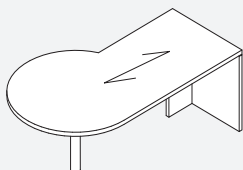
VTPR • Right Connecting “P” Shaped Table Desk



PRODUCT CODE	PRICE		SIZE (INCHES)			WEIGHT	VOL
	V	U	H	W	D	LBS	FT3
VTPR9642	5346	5092	29	96	42	440	68
VTPR8442	4676	4455	29	84	42	385	59
VTPR7242	4264	4062	29	72	42	319	51

• Wood Column Support and Full End Panel

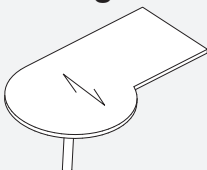
VTPL • Left Connecting “P” Shaped Table Desk



PRODUCT CODE	PRICE		SIZE (INCHES)			WEIGHT	VOL
	V	U	H	W	D	LBS	FT3
VTPL9642	5346	5092	29	96	42	440	68
VTPL8442	4676	4455	29	84	42	385	59
VTPL7242	4264	4062	29	72	42	319	51

• Wood Column Support and Full End Panel

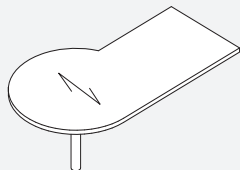
VRPR • Right Connecting “P” Shaped Table Desk



PRODUCT CODE	PRICE		SIZE (INCHES)			WEIGHT	VOL
	V	U	H	W	D	LBS	FT3
VRPR9642CG	5070	4828	29	96	42	440	68
VRPR8442CG	4437	4225	29	84	42	385	59
VRPR7242CG	3802	3621	29	72	42	319	51

• Wood Column Support

VRPL • Left Connecting “P” Shaped Table Desk



PRODUCT CODE	PRICE		SIZE (INCHES)			WEIGHT	VOL
	V	U	H	W	D	LBS	FT3
VRPL9642CG	5070	4828	29	96	42	440	68
VRPL8442CG	4437	4225	29	84	42	385	59
VRPL7242CG	3802	3621	29	72	42	319	51

• Wood Column Support

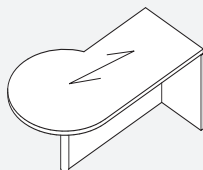
VTPFR • Right Connecting “P” Shaped Table Desk



PRODUCT CODE	PRICE		SIZE (INCHES)			WEIGHT	VOL
	V	U	H	W	D	LBS	FT3
VTPFR9642	6307	6008	29	96	42	317	68
VTPFR8442	5519	5256	29	84	42	277	59
VTPFR7242	5107	4864	29	72	42	211	51

• Wood Column Support, Full Height Modesty Panel and Full End Panel

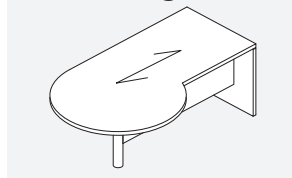
VTPFL • Left Connecting “P” Shaped Table Desk



PRODUCT CODE	PRICE		SIZE (INCHES)			WEIGHT	VOL
	V	U	H	W	D	LBS	FT3
VTPFL9642	6307	6008	29	96	42	317	68
VTPFL8442	5519	5256	29	84	42	277	59
VTPFL7242	5107	4864	29	72	42	211	51

• Wood Column Support, Full Height Modesty Panel and Full End Panel

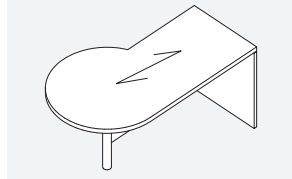
VQTPR • Right Connecting “P” Shaped Table Desk



PRODUCT CODE	PRICE		SIZE (INCHES)			WEIGHT LBS	VOL FT3
	V	U	H	W	D		
VQTPR9642	5986	5700	29	96	42	291	68
VQTPR8442	5237	4987	29	84	42	255	59
VQTPR7242	4826	4597	29	72	42	189	51

• Wood Column Support, 3/4 Height Modesty Panel and Full End Panel

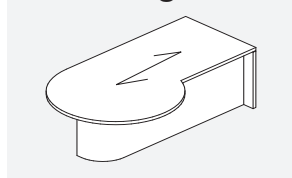
VQTPL • Left Connecting “P” Shaped Table Desk



PRODUCT CODE	PRICE		SIZE (INCHES)			WEIGHT LBS	VOL FT3
	V	U	H	W	D		
VQTPL9642	5986	5700	29	96	42	291	68
VQTPL8442	5237	4987	29	84	42	255	59
VQTPL7242	4826	4597	29	72	42	189	51

• Wood Column Support, 3/4 Height Modesty Panel and Full End Panel

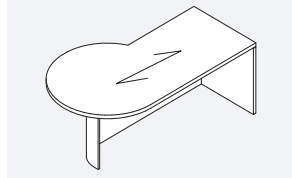
VTPCR • Right Connecting “P” Shaped Table Desk



PRODUCT CODE	PRICE		SIZE (INCHES)			WEIGHT LBS	VOL FT3
	V	U	H	W	D		
VTPCR9642	6626	6311	29	96	42	317	68
VTPCR8442	5799	5525	29	84	42	277	59
VTPCR7242	5389	5133	29	72	42	211	51

• Wood Column Support, Curved Modesty Panel and Full End Panel

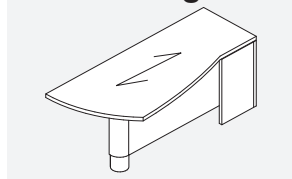
VTPCL • Left Connecting “P” Shaped Table Desk



PRODUCT CODE	PRICE		SIZE (INCHES)			WEIGHT LBS	VOL FT3
	V	U	H	W	D		
VTPCL9642	6626	6311	29	96	42	317	68
VTPCL8442	5799	5525	29	84	42	277	59
VTPCL7242	5389	5133	29	72	42	211	51

• Wood Column Support, Curved Modesty Panel and Full End Panel

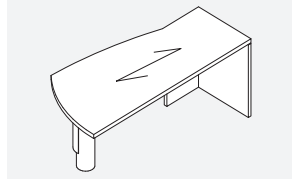
VEDHCR • Right Connecting Delta Shaped Table Desk



PRODUCT CODE	PRICE		SIZE (INCHES)			WEIGHT LBS	VOL FT3
	V	U	H	W	D		
VEDHCR8438	5596	5332	29	84	38	293	59
VEDHCR7238	4798	4571	29	72	38	252	50
VEDHCR6638	4349	4143	29	66	38	232	46
VEDHCR7232	4536	4322	29	72	32	212	42
VEDHCR6032	3782	3603	29	60	32	178	36

• 6" Metal Column Support, Full End Panel and Mesh Back Panel

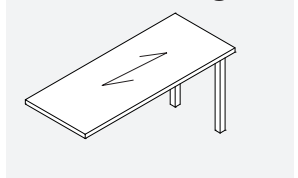
VEDHCL • Left Connecting Delta Shaped Table Desk



PRODUCT CODE	PRICE		SIZE (INCHES)			WEIGHT LBS	VOL FT3
	V	U	H	W	D		
VEDHCL8438	5596	5332	29	84	38	293	59
VEDHCL7238	4798	4571	29	72	38	252	50
VEDHCL6638	4349	4143	29	66	38	232	46
VEDHCL7232	4536	4322	29	72	32	212	42
VEDHCL6032	3782	3603	29	60	32	178	36

• 6" Metal Column Support, Full End Panel and Mesh Back Panel

VR • Connecting Rectangular Shaped Table Desk



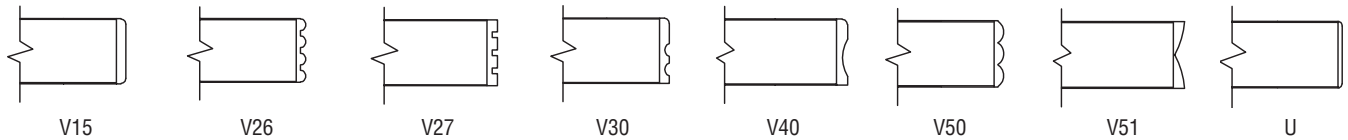
PRODUCT CODE	PRICE		SIZE (INCHES)			WEIGHT	VOL
	V	U	H	W	D	LBS	FT3
VR8430	2207	2123	29	84	30	223	51
VR7830	2081	2003	29	78	30	212	45
VR7230	1947	1888	29	72	30	200	39
VR6630	1833	1767	29	66	30	197	35
VR6030	1705	1645	29	60	30	187	33
VR8424	1986	1913	29	84	24	233	55
VR7824	1877	1810	29	78	24	222	48
VR7224	1766	1703	29	72	24	211	42
VR6624	1658	1599	29	66	24	202	39
VR6024	1552	1498	29	60	24	195	35

- Two 2.5" Square metal post legs

Electric Height Adjustable Units • TECHNICAL INFORMATION

- All Height Adjustable (HA) units are shipped fully assembled.
- Simple Up / Down function enables the height adjustment of the work surface.
- The height adjustment range for Desks is 29" to 45", for Table and Bridge Top 26" to 43" (incl. work-surface).
- Single stage HA mechanism with an electric motor in each column is used.
- The height adjustable mechanism operates at 1.5" per second.
- Max. weight / lift is 265 lbs.
- All columns are integrated into fully functional pedestals, or pedestal bases with the exception of the HA Table & the HA Bridge Top.
- Height adjustable bases are available in three colours;
 1. E - Black
 2. K - Tungsten
 3. DWT - Designer White

- All Desks include two (2) PVC wire management channels (L & R side) allowing for cabling through the pedestals.
- Hanging Wood Modesty Panel on Desk is standard. Hanging Glass (Aluminum framed) Modesty Panel is optional.
- To avoid risk of pinching;
 1. 4.9" / 124mm gap is kept between the pedestal and the lowest point of the work-surface.
 1. Wood spacer HASP must be used to attach Height Adjustable unit in the "U" or "L" configuration. See Assembly Instruction.
 2. 2" gap is required between the work surfaces when using the HA Table or the HA Bridge Top.
 3. Includes collision detector.



Electric Height Adjustable Units • GUIDELINES FOR ORDERING PRODUCT

CODES: The price list uses a numbering system with meaningful alphanumeric characters to create a simple-to-understand product number. This makes specifying the product easy and accurate.

SPECIFICATION EXAMPLE OF A HEIGHT ADJUSTABLE UNIT

PRODUCT CODE:

VHAMiD8442ED
 V = Versailles Series
 HA = Height Adjustable
 MiD = Double Pedestal Bow Top Desk, Breakfront Style
 8442 = Size: Width x Depth
 ED = Pedestal Configuration: FF on Left & BBF on Right

FINISH: Choose Finish

BASE FINISH: Choose Metal Finish

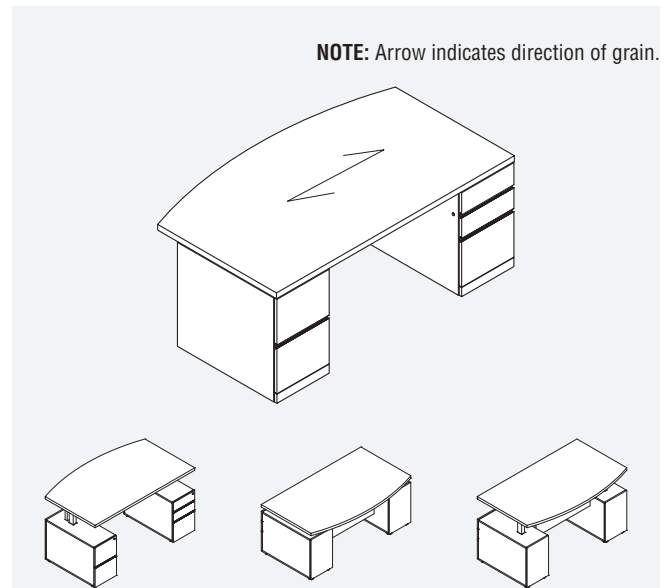
EDGE: Choose Edge

HANDLE: Choose Handle

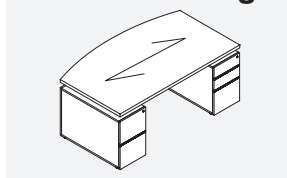
Optional Grommet Locations:

TL - Top Left
 TR - Top Right

For Grommet Location see Page A.13



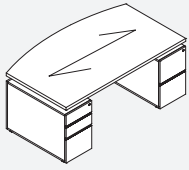
VHAMiD-ED • Height Adj. Double Ped. Desk Bow Top, Break Front



PRODUCT CODE	PRICE		SIZE (INCHES)			WEIGHT LBS	VOL FT3
	V	U	H	W	D		
VHAMiD8442ED	10546	10044	29	84	42	450	59
VHAMiD7842ED	10025	9549	29	78	42	430	55
VHAMiD7242ED	9506	9052	29	72	42	410	51
VHAMiD6636ED	8950	8524	29	66	36	390	40

- Build-in Electric Height Adj. Double Pedestal Bow Top Desk, Breakfront Style with FF on Left & BBF on Right

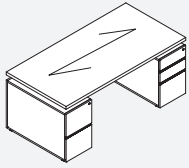
VHAMiD-DE • Height Adj. Double Ped. Desk Bow Top, Break Front



PRODUCT CODE	PRICE		SIZE (INCHES)			WEIGHT LBS	VOL FT3
	V	U	H	W	D		
VHAMiD8442DE	10546	10044	29	84	42	450	59
VHAMiD7842DE	10025	9549	29	78	42	430	55
VHAMiD7242DE	9506	9052	29	72	42	410	51
VHAMiD6636DE	8950	8524	29	66	36	390	40

- Build-in Electric Height Adj. Double Pedestal Bow Top Desk, Breakfront Style with BBF on Left & FF on Right

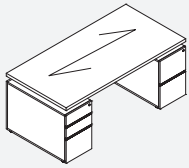
VHAiD-ED • Height Adj. Double Ped. Desk, Break Front



PRODUCT CODE	PRICE		SIZE (INCHES)			WEIGHT LBS	VOL FT3
	V	U	H	W	D		
VHAiD8436ED	8722	8308	29	84	36	440	55
VHAiD7836ED	8650	8237	29	78	36	420	50
VHAiD7236ED	8576	8169	29	72	36	400	44
VHAiD7230ED	8499	8094	29	72	30	390	36
VHAiD6630ED	8379	7979	29	66	30	380	33

- Build-in Electric Height Adj. Double Pedestal Desk, Breakfront Style with FF on Left & BBF on Right

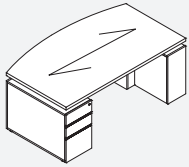
VHAiD-DE • Height Adj. Double Ped. Desk, Break Front



PRODUCT CODE	PRICE		SIZE (INCHES)			WEIGHT LBS	VOL FT3
	V	U	H	W	D		
VHAiD8436DE	8722	8308	29	84	36	440	55
VHAiD7836DE	8650	8237	29	78	36	420	50
VHAiD7236DE	8576	8169	29	72	36	400	44
VHAiD7230DE	8499	8094	29	72	30	390	36
VHAiD6630DE	8379	7979	29	66	30	380	33

- Build-in Electric Height Adj. Double Pedestal Desk, Breakfront Style with BBF on Left & FF on Right

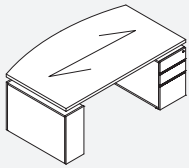
VHAMiSL-D • Height Adj. Single Ped. Desk Bow Top, Break Front



PRODUCT CODE	PRICE		SIZE (INCHES)			WEIGHT LBS	VOL FT3
	V	U	H	W	D		
VHAMiSL8442D	9037	8605	29	84	42	440	59
VHAMiSL7842D	8630	8219	29	78	42	420	55
VHAMiSL7242D	8220	7828	29	72	42	400	51
VHAMiSL6636D	7735	7367	29	66	36	380	40

- Build-in Electric Height Adj. Single Pedestal Bow Top Desk, Breakfront Style with BBF on Left & support ped. on Right

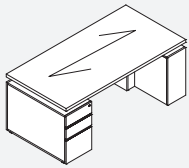
VHAMiSR-D • Height Adj. Single Ped. Desk Bow Top, Break Front



PRODUCT CODE	PRICE		SIZE (INCHES)			WEIGHT LBS	VOL FT3
	V	U	H	W	D		
VHAMiSR8442D	9037	8605	29	84	42	440	59
VHAMiSR7842D	8630	8219	29	78	42	420	55
VHAMiSR7242D	8220	7828	29	72	42	400	51
VHAMiSR6636D	7735	7367	29	66	36	380	40

- Build-in Electric Height Adj. Single Pedestal Bow Top Desk, Breakfront Style with BBF on Right & support ped. on Left

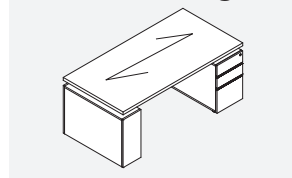
VHAiSL-D • Height Adj. Single Ped. Desk, Break Front



PRODUCT CODE	PRICE		SIZE (INCHES)			WEIGHT LBS	VOL FT3
	V	U	H	W	D		
VHAiSL8436D	7468	7112	29	84	36	430	55
VHAiSL7836D	7432	7080	29	78	36	410	50
VHAiSL7236D	7319	6971	29	72	36	390	44
VHAiSL7230D	7143	6804	29	72	30	380	40
VHAiSL6630D	6932	6601	29	66	30	360	36
VHAiSL6030D	6767	6444	29	60	30	340	35

- Build-in Electric Height Adj. Single Pedestal Desk, Breakfront Style with BBF on Left & support ped. on Right

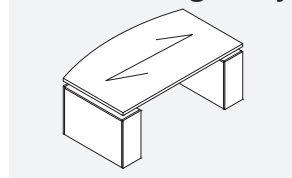
VHAiSR-D • Height Adj. Single Ped. Desk, Break Front



PRODUCT CODE	PRICE		SIZE (INCHES)			WEIGHT LBS	VOL FT3
	V	U	H	W	D		
VHAiSR8436D	7468	7112	29	84	36	430	55
VHAiSR7836D	7432	7080	29	78	36	410	50
VHAiSR7236D	7319	6971	29	72	36	390	44
VHAiSR7230D	7143	6804	29	72	30	380	40
VHAiSR6630D	6932	6601	29	66	30	360	36
VHAiSR6030D	6767	6444	29	60	30	340	35

- Build-in Electric Height Adj. Single Pedestal Desk, Breakfront Style with BBF on Right & support ped. on Left

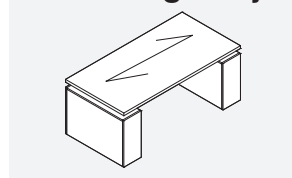
VHAMIT • Height Adj. Desk Shell Bow Top, Break Front



PRODUCT CODE	PRICE		SIZE (INCHES)			WEIGHT LBS	VOL FT3
	V	U	H	W	D		
VHAMIT8442	8702	8287	29	84	42	350	59
VHAMIT7842	8474	8070	29	78	42	330	55
VHAMIT7242	8246	7852	29	72	42	310	51
VHAMIT6636	7289	6942	29	66	36	280	40

- Build-in Electric Height Adj. Desk Shell with Bow Top, Breakfront Style

VHAiT • Height Adj. Desk Shell, Break Front



PRODUCT CODE	PRICE		SIZE (INCHES)			WEIGHT LBS	VOL FT3
	V	U	H	W	D		
VHAiT8436	7157	6816	29	84	36	330	55
VHAiT7836	6991	6658	29	78	36	310	50
VHAiT7236	6820	6497	29	72	36	290	44
VHAiT7230	6448	6140	29	72	30	280	40
VHAiT6636	6485	6178	29	66	36	260	36
VHAiT6630	6307	6007	29	66	30	250	35
VHAiT6030	6168	5873	29	60	30	240	33

- Build-in Electric Height Adj. Desk Shell, Breakfront Style

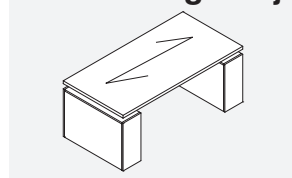
VHA • Height Adj. Desk, Top only



PRODUCT CODE	PRICE		SIZE (INCHES)			WEIGHT LBS	VOL FT3
	V	U	H	W	D		
VHA8436	5177	4930	29	84	36	160	55
VHA7836	5018	4782	29	78	36	150	50
VHA7236	4859	4629	29	72	36	140	44
VHA7230	4507	4291	29	72	30	130	40
VHA6636	4542	4326	29	66	36	140	36
VHA6630	4374	4165	29	66	30	120	35
VHA6030	4242	4041	29	60	30	115	33

- Electric Height Adj. Table
- Ships KD

VHA-TP • Height Adj. Desk on TP Bases



PRODUCT CODE	PRICE		SIZE (INCHES)			WEIGHT LBS	VOL FT3
	V	U	H	W	D		
VHA8436TP	6877	6548	29	84	36	320	55
VHA7836TP	6711	6391	29	78	36	300	50
VHA7236TP	6543	6230	29	72	36	280	44
VHA7230TP	6168	5873	29	72	30	270	40
VHA6636TP	6207	5911	29	66	36	250	36
VHA6630TP	6028	5741	29	66	30	240	35
VHA6030TP	5888	5608	29	60	30	230	33

- Built-in Electric Height Adj. Table

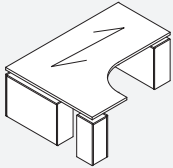
VHABT • Height Adj. Bridge Top



PRODUCT CODE	PRICE		SIZE (INCHES)			WEIGHT	VOL
	V	U	H	W	D	LBS	FT3
VHABT6024	4747	4520	29	60	24	150	10
VHABT5424	4558	4342	29	54	24	140	9
VHABT4824	4376	4165	29	48	24	130	8
VHABT4224	4188	4188	29	42	24	120	7

- Electric Height Adj. Executive Bridge Top
- Ships KD

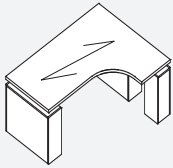
VHAEKR • Height Adj. Right Extended Corner Desk



PRODUCT CODE	PRICE		SIZE (INCHES)			WEIGHT	VOL
	V	U	H	W	D	LBS	FT3
VHAEKR60842436	12381	11791	29	60/84	24/36	450	80
VHAEKR60782436	12346	11758	29	60/78	24/36	430	74
VHAEKR60722436	12008	11436	29	60/72	24/36	410	69
VHAEKR60662436	11574	11020	29	60/66	24/36	390	63
VHAEKR60602436	11136	10607	29	60/60	24/36	370	57

- Build-in Electric Height Adj. Right Extended Corner Table Desk with a 24" Return Connection

VHAEKL • Height Adj. Left Extended Corner Desk



PRODUCT CODE	PRICE		SIZE (INCHES)			WEIGHT	VOL
	V	U	H	W	D	LBS	FT3
VHAEKL84603624	12381	11791	29	84/60	36/24	450	80
VHAEKL78603624	12346	11758	29	78/60	36/24	430	74
VHAEKL72603624	12008	11436	29	72/60	36/24	410	69
VHAEKL66603624	11574	11020	29	66/60	36/24	390	63
VHAEKL60603624	11136	10607	29	60/60	36/24	370	57

- Build-in Electric Height Adj. Left Extended Corner Table Desk with a 24" Return Connection

VHASP • Spacer

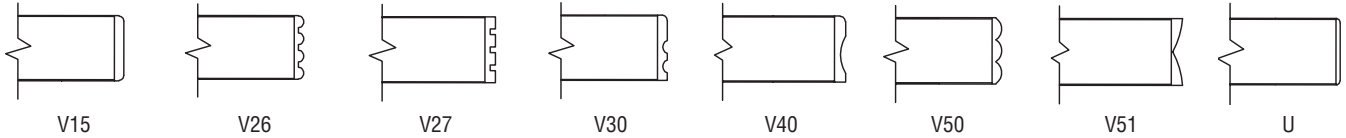


PRODUCT CODE	PRICE		SIZE (INCHES)			WEIGHT	VOL
	V	U	H	W	D	LBS	FT3
VHASP	296		23	8	2	10	1

- Spacer to connect Height Adj. Desks with Linking Bridges and Returns

RETURNS • TECHNICAL INFORMATION

- All Returns are shipped assembled.
- Kneewell locking standard.
- All Returns have Cross Grain veneer pattern.
- To remove Cross Grain veneer pattern on Top, delete suffix “CG” from the product Number Code. (Available at no upcharge)
- If Handle is specified:
 - Black and Brass Handle = Black Lock & Grommet.
 - Silver, Nickel and Tungsten Handle = Tungsten Lock & Grommet.
- If Handle is not specified Routed Pull, Black Lock & Grommet are standard.



RETURNS • GUIDELINES FOR ORDERING PRODUCT

CODES: The price list uses a numbering system with meaningful alphanumeric characters to create a simple-to-understand product number. This makes specifying the product easy and accurate.

SPECIFICATION EXAMPLE OF A RETURN UNIT

PRODUCT CODE:

VERR7224ECG
 V = Versailles Series
 ERR = Executive Return Right
 7224 = Size: Width x Depth
 E = Pedestal Configuration: FF Pedestal
 CG = Cross Grain

FINISH: Choose Finish

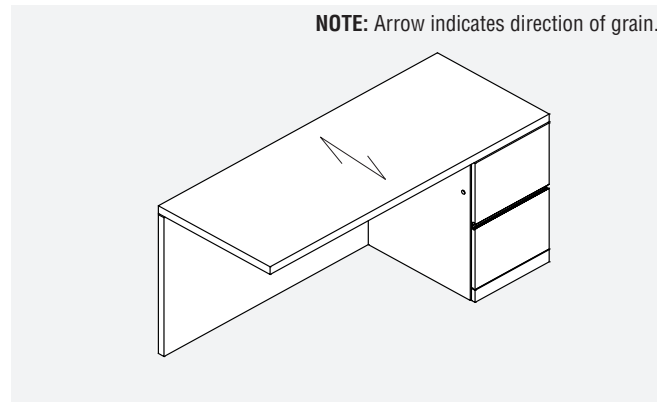
EDGE: Choose Edge

HANDLE: Choose Handle

Optional Grommet Locations:

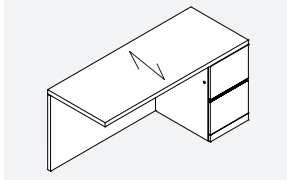
- TL - Top Left
- TR - Top Right
- TC - Top Center

For Grommet Location see Page A.13



NOTE: Arrow indicates direction of grain.

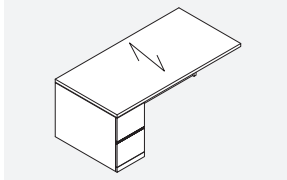
VERR-E • Executive Return Right with FF Pedestal on Right



PRODUCT CODE	PRICE		SIZE (INCHES)			WEIGHT LBS	VOL FT3
	V	U	H	W	D		
VERR7224ECG	4118	3922	29	72	24	250	29
VERR6624ECG	3966	3776	29	66	24	236	27
VERR6024ECG	3605	3434	29	60	24	227	24
VERR5424ECG	3474	3308	29	54	24	205	22
VERR4824ECG	3088	2939	29	48	24	185	19
VERR4224ECG	2972	2830	29	42	24	178	17

- Full Height Flush Back Panel

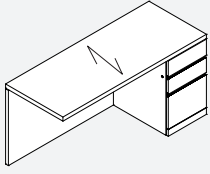
VERL-E • Executive Return Left with FF Pedestal on Left



PRODUCT CODE	PRICE		SIZE (INCHES)			WEIGHT LBS	VOL FT3
	V	U	H	W	D		
VERL7224ECG	4118	3922	29	72	24	250	29
VERL6624ECG	3966	3776	29	66	24	236	27
VERL6024ECG	3605	3434	29	60	24	227	24
VERL5424ECG	3474	3308	29	54	24	205	22
VERL4824ECG	3088	2939	29	48	24	185	19
VERL4224ECG	2972	2830	29	42	24	178	17

- Full Height Flush Back Panel

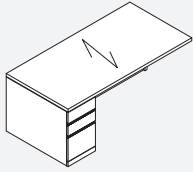
VERR-D • Executive Return Right with BBF Pedestal on Right



PRODUCT CODE	PRICE		SIZE (INCHES)			WEIGHT LBS	VOL FT3
	V	U	H	W	D		
VERR7224DCG	4118	3922	29	72	24	250	29
VERR6624DCG	3966	3776	29	66	24	236	27
VERR6024DCG	3605	3434	29	60	24	227	24
VERR5424DCG	3474	3308	29	54	24	205	22
VERR4824DCG	3088	2939	29	48	24	185	19
VERR4224DCG	2972	2830	29	42	24	178	17

• Full Height Flush Back Panel

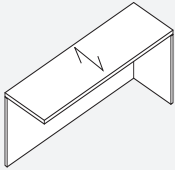
VERL-D • Executive Return Left with BBF Pedestal on Left



PRODUCT CODE	PRICE		SIZE (INCHES)			WEIGHT LBS	VOL FT3
	V	U	H	W	D		
VERL7224DCG	4118	3922	29	72	24	250	29
VERL6624DCG	3966	3776	29	66	24	236	27
VERL6024DCG	3605	3434	29	60	24	227	24
VERL5424DCG	3474	3308	29	54	24	205	22
VERL4824DCG	3088	2939	29	48	24	185	19
VERL4224DCG	2972	2830	29	42	24	178	17

• Full Height Flush Back Panel

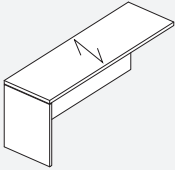
VERR • Executive Return Right



PRODUCT CODE	PRICE		SIZE (INCHES)			WEIGHT LBS	VOL FT3
	V	U	H	W	D		
VERR7224CG	2430	2314	29	72	24	135	29
VERR6624CG	2229	2122	29	66	24	127	27
VERR6024CG	2025	1928	29	60	24	120	24
VERR5424CG	1821	1733	29	54	24	112	22
VERR4824CG	1620	1542	29	48	24	105	19
VERR4224CG	1417	1350	29	42	24	97	17

• Full Height Flush Back Panel

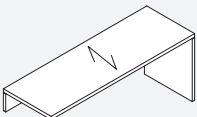
VERL • Executive Return Left



PRODUCT CODE	PRICE		SIZE (INCHES)			WEIGHT LBS	VOL FT3
	V	U	H	W	D		
VERL7224CG	2430	2314	29	72	24	135	29
VERL6624CG	2229	2122	29	66	24	127	27
VERL6024CG	2025	1928	29	60	24	120	24
VERL5424CG	1821	1733	29	54	24	112	22
VERL4824CG	1620	1542	29	48	24	105	19
VERL4224CG	1417	1350	29	42	24	97	17

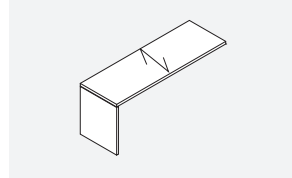
• Full Height Flush Back Panel

VERR-Q8 • Executive Return Right with 8" Back Panel



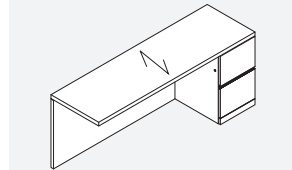
PRODUCT CODE	PRICE		SIZE (INCHES)			WEIGHT LBS	VOL FT3
	V	U	H	W	D		
VERR7224Q8CG	2430	2314	29	72	24	135	29
VERR6624Q8CG	2229	2122	29	66	24	127	27
VERR6024Q8CG	2025	1928	29	60	24	120	24
VERR5424Q8CG	1821	1733	29	54	24	112	22
VERR4824Q8CG	1620	1542	29	48	24	105	19
VERR4224Q8CG	1417	1350	29	42	24	97	17

VERL-Q8 • Executive Return Left with 8" Back Panel



PRODUCT CODE	PRICE		SIZE (INCHES)			WEIGHT LBS	VOL FT ³
	V	U	H	W	D		
VERL7224Q8CG	2430	2314	29	72	24	135	29
VERL6624Q8CG	2229	2122	29	66	24	127	27
VERL6024Q8CG	2025	1928	29	60	24	120	24
VERL5424Q8CG	1821	1733	29	54	24	112	22
VERL4824Q8CG	1620	1542	29	48	24	105	19
VERL4224Q8CG	1417	1350	29	42	24	97	17

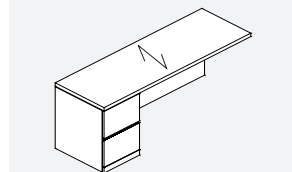
VERR-E • Executive Return Right with FF Pedestal on Right



PRODUCT CODE	PRICE		SIZE (INCHES)			WEIGHT LBS	VOL FT ³
	V	U	H	W	D		
VERR7222ECG	3920	3735	29	72	22	240	27
VERR6622ECG	3774	3595	29	66	22	231	24
VERR6022ECG	3434	3269	29	60	22	222	22
VERR5422ECG	3309	3152	29	54	22	200	20
VERR4822ECG	2940	2801	29	48	22	180	18
VERR4222ECG	2830	2695	29	42	22	173	16

• Full Height Flush Back Panel

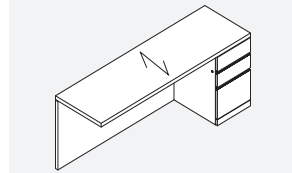
VERL-E • Executive Return Left with FF Pedestal on Left



PRODUCT CODE	PRICE		SIZE (INCHES)			WEIGHT LBS	VOL FT ³
	V	U	H	W	D		
VERL7222ECG	3920	3735	29	72	22	240	27
VERL6622ECG	3774	3595	29	66	22	231	24
VERL6022ECG	3434	3269	29	60	22	222	22
VERL5422ECG	3309	3152	29	54	22	200	20
VERL4822ECG	2940	2801	29	48	22	180	18
VERL4222ECG	2830	2695	29	42	22	173	16

• Full Height Flush Back Panel

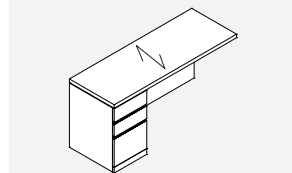
VERR-D • Executive Return Right with BBF Pedestal on Right



PRODUCT CODE	PRICE		SIZE (INCHES)			WEIGHT LBS	VOL FT ³
	V	U	H	W	D		
VERR7222DCG	3920	3735	29	72	22	240	27
VERR6622DCG	3774	3595	29	66	22	231	24
VERR6022DCG	3434	3269	29	60	22	222	22
VERR5422DCG	3309	3152	29	54	22	200	20
VERR4822DCG	2940	2801	29	48	22	180	18
VERR4222DCG	2830	2695	29	42	22	173	16

• Full Height Flush Back Panel

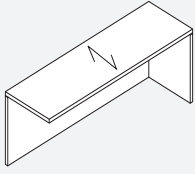
VERL-D • Executive Return Left with BBF Pedestal on Left



PRODUCT CODE	PRICE		SIZE (INCHES)			WEIGHT LBS	VOL FT ³
	V	U	H	W	D		
VERL7222DCG	3920	3735	29	72	22	240	27
VERL6622DCG	3774	3595	29	66	22	231	24
VERL6022DCG	3434	3269	29	60	22	222	22
VERL5422DCG	3309	3152	29	54	22	200	20
VERL4822DCG	2940	2801	29	48	22	180	18
VERL4222DCG	2830	2695	29	42	22	173	16

• Full Height Flush Back Panel

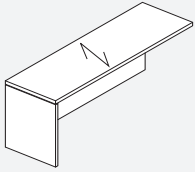
VERR • Executive Return Right



PRODUCT CODE	PRICE		SIZE (INCHES)			WEIGHT	VOL
	V	U	H	W	D	LBS	FT3
VERR7222CG	2313	2202	29	72	22	130	27
VERR6622CG	2122	2021	29	66	22	122	24
VERR6022CG	1927	1836	29	60	22	115	22
VERR5422CG	1734	1653	29	54	22	105	20
VERR4822CG	1542	1470	29	48	22	100	18
VERR4222CG	1352	1287	29	42	22	90	16

• Full Height Flush Back Panel

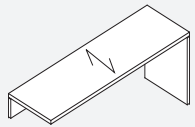
VERL • Executive Return Left



PRODUCT CODE	PRICE		SIZE (INCHES)			WEIGHT	VOL
	V	U	H	W	D	LBS	FT3
VERL7222CG	2313	2202	29	72	22	130	27
VERL6622CG	2122	2021	29	66	22	122	24
VERL6022CG	1927	1836	29	60	22	115	22
VERL5422CG	1734	1653	29	54	22	105	20
VERL4822CG	1542	1470	29	48	22	100	18
VERL4222CG	1352	1287	29	42	22	90	16

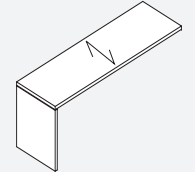
• Full Height Flush Back Panel

VERR-Q8 • Executive Return Right with 8" Back Panel



PRODUCT CODE	PRICE		SIZE (INCHES)			WEIGHT	VOL
	V	U	H	W	D	LBS	FT3
VERR7222Q8CG	2313	2202	29	72	22	130	27
VERR6622Q8CG	2122	2021	29	66	22	122	24
VERR6022Q8CG	1927	1836	29	60	22	115	22
VERR5422Q8CG	1734	1653	29	54	22	105	20
VERR4822Q8CG	1542	1470	29	48	22	100	18
VERR4222Q8CG	1352	1287	29	42	22	90	16

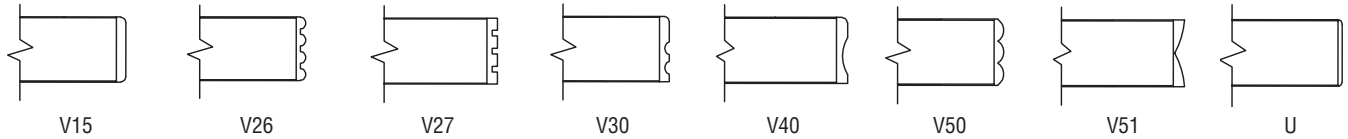
VERL-Q8 • Executive Return Left with 8" Back Panel



PRODUCT CODE	PRICE		SIZE (INCHES)			WEIGHT	VOL
	V	U	H	W	D	LBS	FT3
VERL7222Q8CG	2313	2202	29	72	22	130	27
VERL6622Q8CG	2122	2021	29	66	22	122	24
VERL6022Q8CG	1927	1836	29	60	22	115	22
VERL5422Q8CG	1734	1653	29	54	22	105	20
VERL4822Q8CG	1542	1470	29	48	22	100	18
VERL4222Q8CG	1352	1287	29	42	22	90	16

PIANO DESKS • TECHNICAL INFORMATION

- All Desks are shipped assembled.
- Units include installed horizontal wire management.
- Unit is handed by Post Leg.
- Not for use with Regular Corner Units.
- For Cross Grain veneer pattern on Top, add "CG" to code.
- If Grommet is not specified Black Grommet is standard.



PIANO DESKS • GUIDELINES FOR ORDERING PRODUCT

CODES: The price list uses a numbering system with meaningful alphanumeric characters to create a simple-to-understand product number. This makes specifying the product easy and accurate.

SPECIFICATION EXAMPLE OF A PIANO DESK UNIT

PRODUCT CODE:

VTDP72304824
 V = Versailles Series
 TDP = Piano "D" Shaped Table Desk
 R = Right Configuration
 7230 = Size of Worksurface: Width x Depth
 4824 = Size of End x Depth of Return Connection

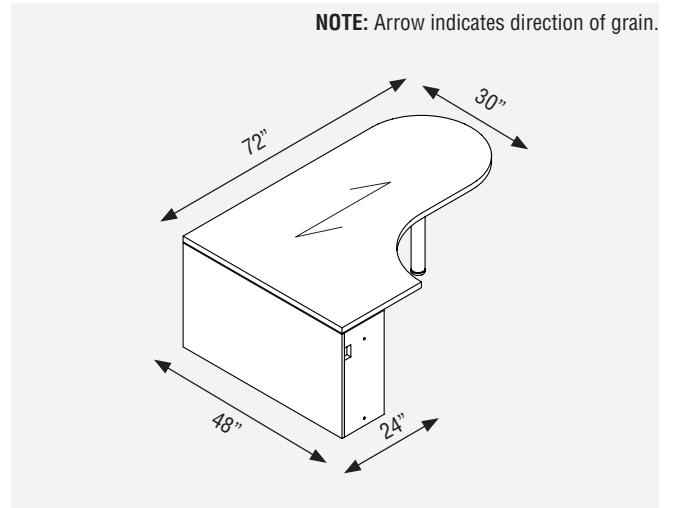
FINISH: Choose Finish

EDGE: Choose Edge

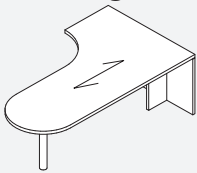
Optional Grommet Locations:

TE - Top End

For Grommet Location see Page A.13



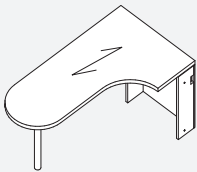
VTDP • Right "D" Shaped Piano Table Desk



PRODUCT CODE	PRICE		SIZE (INCHES)			WEIGHT	VOL
	V	U	H	W	D	LBS	FT3
VTDP96304824	5548	5283	29	96	48	464	77
VTDP84304824	4936	4701	29	84	48	406	68
VTDP72304824	4325	4120	29	72	48	348	58

- Wood Column Support and Full End Panel, 30" Deep Work Surface Extension and 24" Return Connection

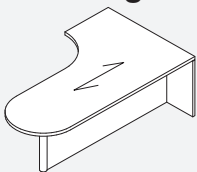
VTDPL • Left "D" Shaped Piano Table Desk



PRODUCT CODE	PRICE		SIZE (INCHES)			WEIGHT	VOL
	V	U	H	W	D	LBS	FT3
VTDPL96304824	5548	5283	29	96	48	464	77
VTDPL84304824	4936	4701	29	84	48	406	68
VTDPL72304824	4325	4120	29	72	48	348	58

- Wood Column Support and Full End Panel, 30" Deep Work Surface Extension and 24" Return Connection

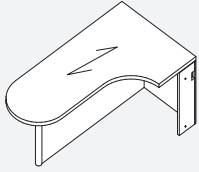
VTDPFR • Right "D" Shaped Piano Table Desk



PRODUCT CODE	PRICE		SIZE (INCHES)			WEIGHT	VOL
	V	U	H	W	D	LBS	FT3
VTDPFR96304824	6668	6351	29	96	48	479	77
VTDPFR84304824	5919	5636	29	84	48	420	68
VTDPFR72304824	5168	4919	29	72	48	360	58

- Wood Column Support and Full Modesty Panel, 30" Deep Work Surface Extension and 24" Return Connection

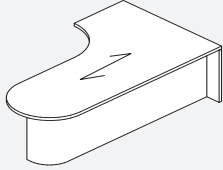
VTDPFL • Left “D” Shaped Piano Table Desk



PRODUCT CODE	PRICE		SIZE (INCHES)			WEIGHT	VOL
	V	U	H	W	D	LBS	FT3
VTDPFL96304824	6668	6351	29	96	48	479	77
VTDPFL84304824	5919	5636	29	84	48	420	68
VTDPFL72304824	5168	4919	29	72	48	360	58

• Wood Column Support and Full Modesty Panel, 30” Deep Work Surface Extension and 24” Return Connection

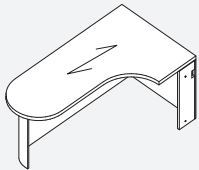
VTDPCR • Right “D” Shaped Piano Table Desk



PRODUCT CODE	PRICE		SIZE (INCHES)			WEIGHT	VOL
	V	U	H	W	D	LBS	FT3
VTDPCR96304824	7044	6709	29	96	48	479	77
VTDPCR84304824	6244	5948	29	84	48	420	68
VTDPCR72304824	5445	5187	29	72	48	360	58

• Full Height Curved Modesty Panel and Full End Panel, a 30” Deep Work Surface Extension and 24” Return Connection

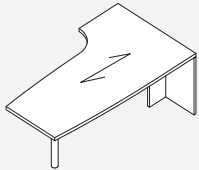
VTDPCL • Left “D” Shaped Piano Table Desk



PRODUCT CODE	PRICE		SIZE (INCHES)			WEIGHT	VOL
	V	U	H	W	D	LBS	FT3
VTDPCL96304824	7044	6709	29	96	48	479	77
VTDPCL84304824	6244	5948	29	84	48	420	68
VTDPCL72304824	5445	5187	29	72	48	360	58

• Full Height Curved Modesty Panel and Full End Panel, a 30” Deep Work Surface Extension and 24” Return Connection

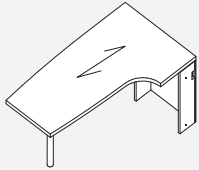
VTBPR • Right Boat Shaped Piano Table Desk



PRODUCT CODE	PRICE		SIZE (INCHES)			WEIGHT	VOL
	V	U	H	W	D	LBS	FT3
VTBPR96364824	6244	5948	29	96	48	522	87
VTBPR84364824	5552	5287	29	84	48	457	76
VTBPR72364824	4864	4632	29	72	48	392	65

• Wood Column Support and Full End Panel, a 36”/30” Deep Work Surface Extension and 24” Return Connection.

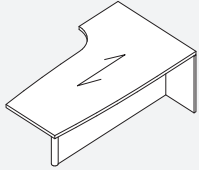
VTBPL • Left Boat Shaped Piano Table Desk



PRODUCT CODE	PRICE		SIZE (INCHES)			WEIGHT	VOL
	V	U	H	W	D	LBS	FT3
VTBPL96364824	6244	5948	29	96	48	522	87
VTBPL84364824	5552	5287	29	84	48	457	76
VTBPL72364824	4864	4632	29	72	48	392	65

• Wood Column Support and Full End Panel, a 36”/30” Deep Work Surface Extension and 24” Return Connection.

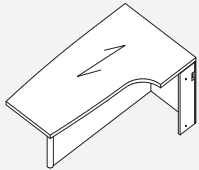
VTBPFR • Right Boat Shaped Piano Table Desk



PRODUCT CODE	PRICE		SIZE (INCHES)			WEIGHT	VOL
	V	U	H	W	D	LBS	FT3
VTBPFR96364824	7500	7143	29	96	48	537	87
VTBPFR84364824	6653	6336	29	84	48	472	76
VTBPFR72364824	5811	5535	29	72	48	407	65

• Wood Column Support and Full Modesty Panel, 36”/30” Deep Work Surface Extension and 24” Return Connection.

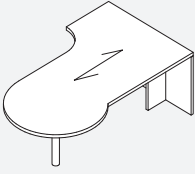
VTBPFL • Left Boat Shaped Piano Table Desk



PRODUCT CODE	PRICE		SIZE (INCHES)			WEIGHT	VOL
	V	U	H	W	D	LBS	FT3
VTBPFL96364824	7500	7143	29	96	48	537	87
VTBPFL84364824	6653	6336	29	84	48	472	76
VTBPFL72364824	5811	5535	29	72	48	407	65

• Wood Column Support and Full Modesty Panel, 36”/30” Deep Work Surface Extension and 24” Return Connection.

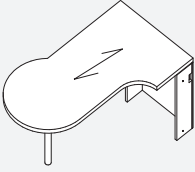
VTPPR • Right “P” Shaped Piano Table Desk



PRODUCT CODE	PRICE		SIZE (INCHES)			WEIGHT	VOL
	V	U	H	W	D	LBS	FT3
VTPPR96424824	6333	6032	29	96	54	580	97
VTPPR84424824	5664	5394	29	84	54	508	85
VTPPR72424824	5249	5002	29	72	54	435	73

- Wood Column Support and Full End Panel, with 42”/30” Work Surface and 24” Return Connection

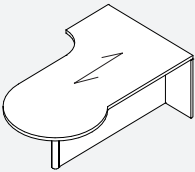
VTPPL • Left “P” Shaped Piano Table Desk



PRODUCT CODE	PRICE		SIZE (INCHES)			WEIGHT	VOL
	V	U	H	W	D	LBS	FT3
VTPPL96424824	6333	6032	29	96	54	580	97
VTPPL84424824	5664	5394	29	84	54	508	85
VTPPL72424824	5249	5002	29	72	54	435	73

- Wood Column Support and Full End Panel, with 42”/30” Work Surface and 24” Return Connection

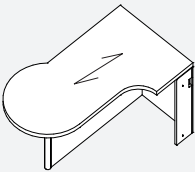
VTPPFR • Right “P” Shaped Piano Table Desk



PRODUCT CODE	PRICE		SIZE (INCHES)			WEIGHT	VOL
	V	U	H	W	D	LBS	FT3
VTPPFR96424824	7293	6945	29	96	54	590	97
VTPPFR84424824	6505	6195	29	84	54	516	85
VTPPFR72424824	6096	5804	29	72	54	442	73

- Wood Column Support, Full Height Modesty Panel and Full End Panel, with 42”/30” Work Surface and 24” Return Connection

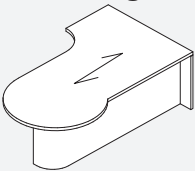
VTPPFL • Left “P” Shaped Piano Table Desk



PRODUCT CODE	PRICE		SIZE (INCHES)			WEIGHT	VOL
	V	U	H	W	D	LBS	FT3
VTPPFL96424824	7293	6945	29	96	54	590	97
VTPPFL84424824	6505	6195	29	84	54	516	85
VTPPFL72424824	6096	5804	29	72	54	442	73

- Wood Column Support, Full Height Modesty Panel and Full End Panel, with 42”/30” Work Surface and 24” Return Connection

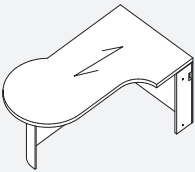
VTPPCR • Right “P” Shaped Piano Table Desk



PRODUCT CODE	PRICE		SIZE (INCHES)			WEIGHT	VOL
	V	U	H	W	D	LBS	FT3
VTPPCR96424824	7612	7251	29	96	54	590	97
VTPPCR84424824	6787	6463	29	84	54	516	85
VTPPCR72424824	6372	6071	29	72	54	442	73

- Full Curved Modesty Panel and Full End Panel, with 42”/30” Work Surface and 24” Return Connection

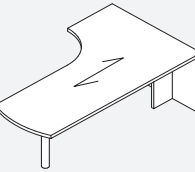
VTPPCL • Left “P” Shaped Piano Table Desk



PRODUCT CODE	PRICE		SIZE (INCHES)			WEIGHT	VOL
	V	U	H	W	D	LBS	FT3
VTPPCL96424824	7612	7251	29	96	54	590	97
VTPPCL84424824	6787	6463	29	84	54	516	85
VTPPCL72424824	6372	6071	29	72	54	442	73

- Full Curved Modesty Panel and Full End Panel, with 42”/30” Work Surface and 24” Return Connection

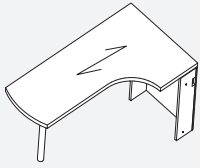
VDBEPR • Right Bow End Piano Table Desk



PRODUCT CODE	PRICE		SIZE (INCHES)			WEIGHT	VOL
	V	U	H	W	D	LBS	FT3
VDBEPR96304824	5548	5283	29	96	48	531	87
VDBEPR84304824	4936	4701	29	84	48	464	76
VDBEPR72304824	4325	4120	29	72	48	398	65

- Wood Column Support, 30” Deep Work Surface Extension and 24” Return Connection

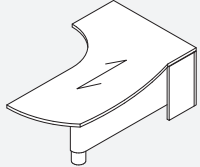
VDBEPL • Left Bow End Piano Table Desk



PRODUCT CODE	PRICE		SIZE (INCHES)			WEIGHT LBS	VOL FT3
	V	U	H	W	D		
VDBEPL96304824	5548	5283	29	96	48	531	87
VDBEPL84304824	4936	4701	29	84	48	464	76
VDBEPL72304824	4325	4120	29	72	48	398	65

• Wood Column Support, 30" Deep Work Surface Extension and 24" Return Connection

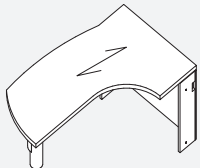
VETHPCR • Right Delta Shaped Piano Table Desk



PRODUCT CODE	PRICE		SIZE (INCHES)			WEIGHT LBS	VOL FT3
	V	U	H	W	D		
VETHPCR9632	8932	8509	29	96	56	387	105
VETHPCR8432	7977	7598	29	84	56	339	93
VETHPCR7232	6025	5740	29	72	56	292	80

• 6" Metal Column Support, Full End Panel and Mesh Modesty Panel

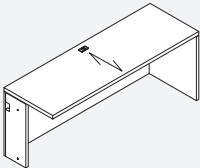
VETHPCL • Left Delta Shaped Piano Table Desk



PRODUCT CODE	PRICE		SIZE (INCHES)			WEIGHT LBS	VOL FT3
	V	U	H	W	D		
VETHPCL9632	8932	8509	29	96	56	387	105
VETHPCL8432	7977	7598	29	84	56	339	93
VETHPCL7232	6025	5740	29	72	56	292	80

• 6" Metal Column Support, Full End Panel and Mesh Modesty Panel

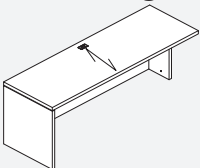
VVER • Linking Return Right



PRODUCT CODE	PRICE		SIZE (INCHES)			WEIGHT LBS	VOL FT3
	V	U	H	W	D		
VVER9624CG	3664	3489	29	96	24	200	39
VVER9024CG	3435	3270	29	90	24	187	36
VVER8424CG	3205	3054	29	84	24	174	34
VVER7824CG	2977	2835	29	78	24	162	31
VVER7224CG	2749	2619	29	72	24	149	29
VVER6624CG	2577	2453	29	66	24	141	27
VVER6024CG	2412	2297	29	60	24	132	24
VVER5424CG	2275	2168	29	54	24	121	22
VVER4824CG	2136	2037	29	48	24	115	19
VVER4224CG	1800	1717	29	42	24	99	17
VVER3624CG	1737	1656	29	36	24	83	15
VVER3024CG	1725	1643	29	30	24	77	12
VVER2424CG	1432	1365	29	24	24	61	10

• Used in Conjunction with Extended Corner Units or Piano Table Desks

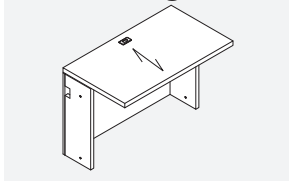
VVEL • Linking Return Left



PRODUCT CODE	PRICE		SIZE (INCHES)			WEIGHT LBS	VOL FT3
	V	U	H	W	D		
VVEL9624CG	3664	3489	29	96	24	200	39
VVEL9024CG	3435	3270	29	90	24	187	36
VVEL8424CG	3205	3054	29	84	24	174	34
VVEL7824CG	2977	2835	29	78	24	162	31
VVEL7224CG	2749	2619	29	72	24	149	29
VVEL6624CG	2577	2453	29	66	24	141	27
VVEL6024CG	2412	2297	29	60	24	132	24
VVEL5424CG	2275	2168	29	54	24	121	22
VVEL4824CG	2136	2037	29	48	24	115	19
VVEL4224CG	1800	1717	29	42	24	99	17
VVEL3624CG	1737	1656	29	36	24	83	15
VVEL3024CG	1725	1643	29	30	24	77	12
VVEL2424CG	1432	1365	29	24	24	61	10

• Used in Conjunction with Extended Corner Units or Piano Table Desks

VBTN • Bridge for Extended Piano Corner Units or Piano Shaped Desks

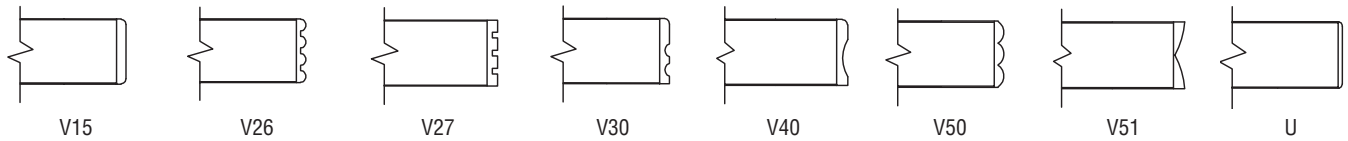


PRODUCT CODE	PRICE		SIZE (INCHES)			WEIGHT	VOL
	V	U	H	W	D	LBS	FT3
VBTN4824CG	2075	1976	29	48	24	116	19
VBTN4224CG	1737	1656	29	42	24	102	17
VBTN3624CG	1671	1591	29	36	24	87	15
VBTN3024CG	1638	1561	29	30	24	73	12
VBTN2424CG	1376	1311	29	24	24	58	10
VBTN1824CG	1033	983	29	18	24	43	8
VBTN1224CG	691	656	29	12	24	29	5

- With Full Back Panel and Recessed End Panels

BRIDGES • TECHNICAL INFORMATION

- All Bridges are shipped knockdown.
- Not for use with Corner Units.
- To remove Cross Grain veneer pattern on Top, delete suffix "CG" from the product Number Code. (Available at no upcharge)
- GM5 TC location is standard.
- If Grommet is not specified Black Grommet is standard.



BRIDGES • GUIDELINES FOR ORDERING PRODUCT

CODES: The price list uses a numbering system with meaningful alphanumeric characters to create a simple-to-understand product number. This makes specifying the product easy and accurate.

SPECIFICATION EXAMPLE OF A BRIDGE UNIT

PRODUCT CODE:

VBT6024CG
 V = Versailles Series
 BT = Bridge Top
 6024 = Size: Width x Depth
 CG = Cross Grain

FINISH: Choose Finish

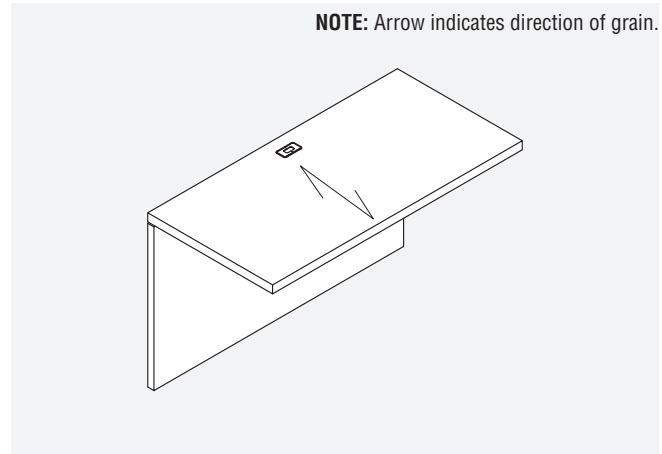
EDGE: Choose Profile

Optional Grommet Locations (Additional):

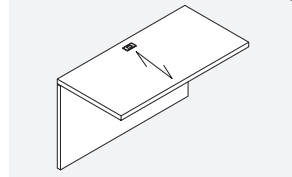
TL - Top Left
 TR - Top Right

For Grommet Location see Page A.13

NOTE: Arrow indicates direction of grain.

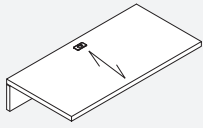


VBT • Executive Bridge Top with Full Back Panel



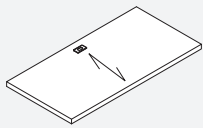
PRODUCT CODE	PRICE		SIZE (INCHES)			WEIGHT LBS	VOL FT ³
	V	U	H	W	D		
VBT6024CG	2146	2044	29	60	24	111	10
VBT5424CG	1929	1839	29	54	24	102	9
VBT4824CG	1720	1637	29	48	24	93	8
VBT4224CG	1504	1431	29	42	24	84	7
VBT6022CG	1927	1836	29	60	22	108	9
VBT5422CG	1737	1656	29	54	22	99	8
VBT4822CG	1542	1470	29	48	22	90	7
VBT4222CG	1353	1288	29	42	22	81	6
VBT6020CG	1759	1674	29	60	20	105	8
VBT5420CG	1581	1506	29	54	20	96	8
VBT4820CG	1406	1338	29	48	20	87	7
VBT4220CG	1205	1147	29	42	20	78	6

VBT-Q8 • Executive Bridge Top with 8” Back Panel



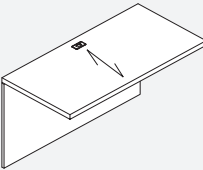
PRODUCT CODE	PRICE		SIZE (INCHES)			WEIGHT LBS	VOL FT3
	V	U	H	W	D		
VBT6024Q8CG	1927	1836	9.5	60	24	86	10
VBT5424Q8CG	1738	1658	9.5	54	24	77	9
VBT4824Q8CG	1543	1471	9.5	48	24	68	8
VBT4224Q8CG	1353	1288	9.5	42	24	59	7
VBT6022Q8CG	1737	1656	9.5	60	22	83	9
VBT5422Q8CG	1564	1489	9.5	54	22	74	8
VBT4822Q8CG	1386	1320	9.5	48	22	65	7
VBT4222Q8CG	1216	1158	9.5	42	22	56	6
VBT6020Q8CG	1581	1506	9.5	60	20	80	8
VBT5420Q8CG	1426	1356	9.5	54	20	71	8
VBT4820Q8CG	1267	1207	9.5	48	20	62	7
VBT4220Q8CG	1082	1031	9.5	42	20	53	6

VBT-T • Executive Bridge Top



PRODUCT CODE	PRICE		SIZE (INCHES)			WEIGHT LBS	VOL FT3
	V	U	H	W	D		
VBT5424TCG	1161	1106	1.5	54	24	67	9
VBT4824TCG	1030	980	1.5	48	24	58	8
VBT4224TCG	903	859	1.5	42	24	49	7
VBT5422TCG	1043	992	1.5	54	22	64	8
VBT4822TCG	927	883	1.5	48	22	55	7
VBT4222TCG	813	774	1.5	42	22	46	6
VBT5420TCG	949	904	1.5	54	20	61	8
VBT4820TCG	845	804	1.5	48	20	52	7
VBT4220TCG	725	691	1.5	42	20	43	6

VHBT • Executive Bridge Top with hinged Back Panel



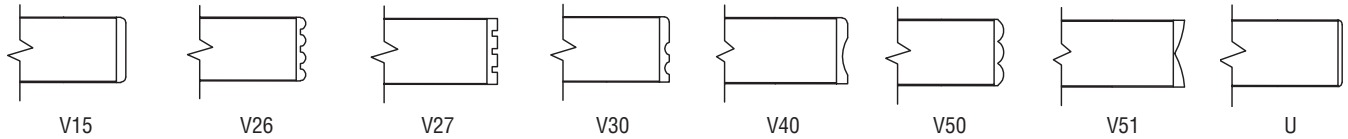
PRODUCT CODE	PRICE		SIZE (INCHES)			WEIGHT LBS	VOL FT3
	V	U	H	W	D		
VHBT6024CG	2467	2350	29	60	24	111	10
VHBT5424CG	2250	2144	29	54	24	102	9
VHBT4824CG	2039	1940	29	48	24	93	8
VHBT4224CG	1823	1736	29	42	24	84	7
VHBT6022CG	2246	2141	29	60	22	108	9
VHBT5422CG	2075	1976	29	54	22	99	8
VHBT4822CG	1862	1775	29	48	22	90	7
VHBT4222CG	1672	1592	29	42	22	81	6
VHBT6020CG	2079	1980	29	60	20	105	8
VHBT5420CG	1900	1812	29	54	20	96	8
VHBT4820CG	1725	1643	29	48	20	87	7
VHBT4220CG	1524	1452	29	42	20	78	6

• For “U” Configuration

CREDENZAS • TECHNICAL INFORMATION

- All Credenzas are shipped assembled.
- All Storage Cabinets include one adjustable shelf per set of doors.
- “F” and “G” depict 36” and “M” and “N” depict 30”.
- “F” and “N” indicate lateral file drawers and “G” and “M” indicate storage cabinets with doors.
- Credenza Shells accept Modular Storage. Use Modular Storage for top support allowing no more than 72” unsupported.
- Credenza Shells with a width of 96” and more will have a 12” middle support gable.

- Credenza Shells can only be completely filled with Modular Storage Units with “.5” at end of code.
- If a Full Credenza is required, see appropriate pages in this section.
- If Handle is specified:
 - Black and Brass Handle = Black Lock & Grommet.
 - Silver, Nickel and Tungsten Handle = Tungsten Lock & Grommet.
- If Handle is not specified Routed Pull, Black Lock & Grommet are standard.



CREDENZAS • GUIDELINES FOR ORDERING PRODUCT

CODES: The price list uses a numbering system with meaningful alphanumeric characters to create a simple-to-understand product number. This makes specifying the product easy and accurate.

SPECIFICATION EXAMPLE OF A CREDENZA UNIT

PRODUCT CODE:

VCF7220
 V = Versailles Series
 CF = Full Storage Credenza
 7220 = Size: Width x Depth

FINISH: Choose Finish

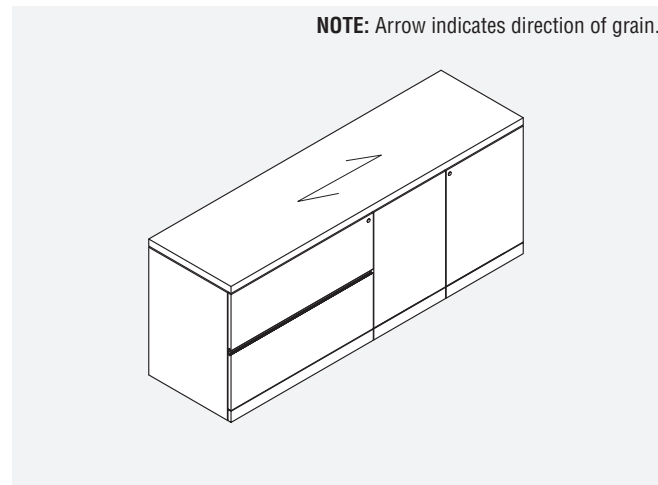
EDGE: Choose Profile

HANDLE: Choose Handle

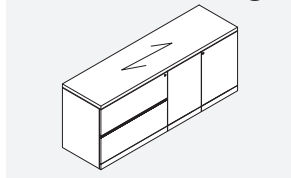
Optional Grommet Locations:

- TL - Top Left
- TR - Top Right
- TC - Top Center
- BL - Back Left
- BR - Back Right
- BC - Back Center

For Grommet Location see Page A.13



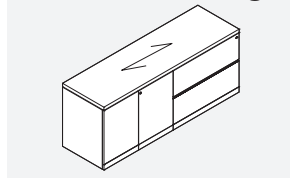
VC-XX • Full Storage Credenza with Lat. File on Left & Storage Cabinet on Right



PRODUCT CODE	PRICE		SIZE (INCHES)			WEIGHT LBS	VOL FT3
	V	U	H	W	D		
VC7224FG	5387	5130	29	72	24	305	29
VC6024NM	4488	4275	29	60	24	254	24
VC7222FG	4939	4705	29	72	22	285	27
VC6022NM	4115	3920	29	60	22	233	22
VC7220FG	4701	4477	29	72	20	272	24
VC6020NM	3917	3730	29	60	20	220	20

- For Aluminum Framed Glass Door option please contact customer service

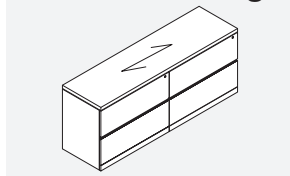
VC-XX • Full Storage Credenza with Storage Cabinet on Left & Lat. File on Right



PRODUCT CODE	PRICE		SIZE (INCHES)			WEIGHT LBS	VOL FT3
	V	U	H	W	D		
VC7224GF	5387	5130	29	72	24	305	29
VC6024MN	4488	4275	29	60	24	254	24
VC7222GF	4939	4705	29	72	22	285	27
VC6022MN	4115	3920	29	60	22	233	22
VC7220GF	4701	4477	29	72	20	272	24
VC6020MN	3917	3730	29	60	20	220	20

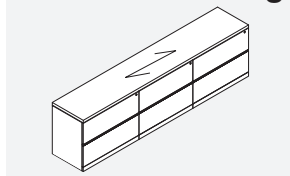
• For Aluminum Framed Glass Door option please contact customer service

VC-XX • Full Storage Credenza with 2 Sets of 36" or 30" Lat. Files



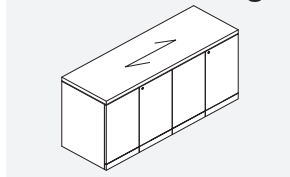
PRODUCT CODE	PRICE		SIZE (INCHES)			WEIGHT LBS	VOL FT3
	V	U	H	W	D		
VC7224FF	6890	6560	29	72	24	328	29
VC6024NN	6293	5994	29	60	24	273	24
VC7222FF	6314	6014	29	72	22	300	27
VC6022NN	5790	5515	29	60	22	218	22
VC7220FF	6015	5728	29	72	20	287	24
VC6020NN	5262	5013	29	60	20	205	20

VC-XXX • Full Storage Credenza with 3 Sets of 36" or 30" Lat. Files



PRODUCT CODE	PRICE		SIZE (INCHES)			WEIGHT LBS	VOL FT3
	V	U	H	W	D		
VC10824FFF	12117	11539	29	108	24	457	44
VC9024NNN	10100	9620	29	90	24	381	36
VC10822FFF	11108	10580	29	108	22	435	40
VC9022NNN	9258	8818	29	90	22	372	33
VC10820FFF	10100	9620	29	108	20	412	36
VC9020NNN	8416	8016	29	90	20	337	30

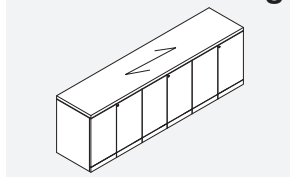
VC-XX • Full Storage Credenza with 2 Sets of Storage Cabinets



PRODUCT CODE	PRICE		SIZE (INCHES)			WEIGHT LBS	VOL FT3
	V	U	H	W	D		
VC7224GG	5111	4868	29	72	24	300	29
VC6024MM	4685	4462	29	60	24	254	24
VC7222GG	4684	4459	29	72	22	277	27
VC6022MM	4298	4093	29	60	22	232	22
VC7220GG	4466	4253	29	72	20	253	24
VC6020MM	3905	3718	29	60	20	209	20

• For Aluminum Framed Glass Door option please contact customer service

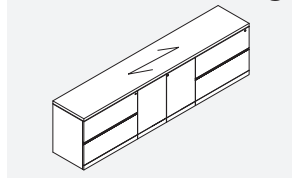
VC-XXX • Full Storage Credenza with 3 Sets of Storage Cabinets



PRODUCT CODE	PRICE		SIZE (INCHES)			WEIGHT LBS	VOL FT3
	V	U	H	W	D		
VC10824GGG	9660	9200	29	108	24	392	44
VC9024MMM	8053	7668	29	90	24	326	36
VC10822GGG	8857	8435	29	108	22	348	40
VC9022MMM	7380	7029	29	90	22	302	33
VC10820GGG	8051	7666	29	108	20	278	36
VC9020MMM	6707	6388	29	90	20	228	30

• For Aluminum Framed Glass Door option please contact customer service

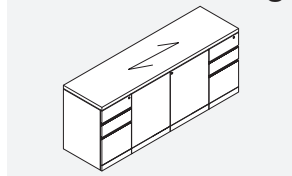
VC-XXX • Full Storage Credenza with Lat. File, Storage Cabinet & Lat. File



PRODUCT CODE	PRICE		SIZE (INCHES)			WEIGHT LBS	VOL FT3
	V	U	H	W	D		
VC10824FGF	11300	10761	29	108	24	392	44
VC9024NMN	9416	8966	29	90	24	326	36
VC10822FGF	10358	9866	29	108	22	348	40
VC9022NMN	8631	8220	29	90	22	302	33
VC10820FGF	9416	8966	29	108	20	278	36
VC9020NMN	7846	7471	29	90	20	228	30

• For Aluminum Framed Glass Door option please contact customer service

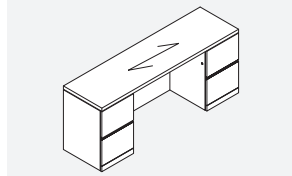
VC-XXX • Full Storage Credenza with BBF, Storage Cabinet & BBF



PRODUCT CODE	PRICE		SIZE (INCHES)			WEIGHT LBS	VOL FT3
	V	U	H	W	D		
VC7224DGD	6314	6014	29	72	24	319	29
VC6024DMD	5790	5515	29	60	24	266	24
VC7220DGD	5512	5249	29	72	20	298	24
VC6020DMD	4825	4596	29	60	20	246	20

• For Aluminum Framed Glass Door option please contact customer service

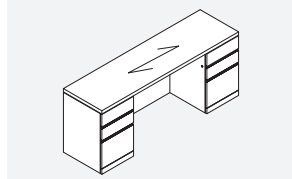
VCK-EE • Double Pedestal Credenza with FF on Left & FF on Right



PRODUCT CODE	PRICE		SIZE (INCHES)			WEIGHT LBS	VOL FT3
	V	U	H	W	D		
VCK8424EE	6600	6288	29	84	24	348	34
VCK7824EE	6130	5838	29	78	24	319	31
VCK7224EE	5660	5389	29	72	24	280	29
VCK6624EE	5575	5311	29	66	24	261	27
VCK6024EE	5188	4940	29	60	24	238	24
VCK8422EE	6050	5762	29	84	22	320	34
VCK7822EE	5620	5352	29	78	22	298	31
VCK7222EE	5190	4942	29	72	22	280	29
VCK6622EE	5108	4865	29	66	22	257	27
VCK6022EE	4756	4529	29	60	22	233	24
VCK8420EE	5767	5491	29	84	20	307	28
VCK7820EE	5352	5097	29	78	20	285	26
VCK7220EE	4940	4706	29	72	20	267	24
VCK6620EE	4528	4311	29	66	20	244	22
VCK6020EE	4120	3923	29	60	20	220	20

• Full Height Back Panel
• Knee Space

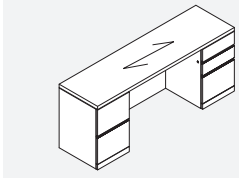
VCK-DD • Double Pedestal Credenza with BBF on Left & BBF on Right



PRODUCT CODE	PRICE		SIZE (INCHES)			WEIGHT LBS	VOL FT3
	V	U	H	W	D		
VCK8424DD	6600	6288	29	84	24	348	34
VCK7824DD	6130	5838	29	78	24	319	31
VCK7224DD	5660	5389	29	72	24	280	29
VCK6624DD	5575	5311	29	66	24	261	27
VCK6024DD	5188	4940	29	60	24	238	24
VCK8422DD	6050	5762	29	84	22	320	34
VCK7822DD	5620	5352	29	78	22	298	31
VCK7222DD	5190	4942	29	72	22	280	29
VCK6622DD	5108	4865	29	66	22	257	27
VCK6022DD	4756	4529	29	60	22	233	24
VCK8420DD	5767	5491	29	84	20	307	28
VCK7820DD	5352	5097	29	78	20	285	26
VCK7220DD	4940	4706	29	72	20	267	24
VCK6620DD	4528	4311	29	66	20	244	22
VCK6020DD	4120	3923	29	60	20	220	20

• Full Height Back Panel
• Knee Space

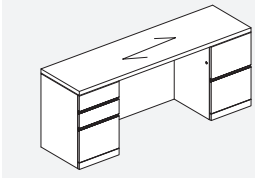
VCK-ED • Double Pedestal Credenza with FF on Left & BBF on Right



PRODUCT CODE	PRICE		SIZE (INCHES)			WEIGHT LBS	VOL FT3
	V	U	H	W	D		
VCK8424ED	6600	6288	29	84	24	348	34
VCK7824ED	6130	5838	29	78	24	319	31
VCK7224ED	5660	5389	29	72	24	280	29
VCK6624ED	5575	5311	29	66	24	261	27
VCK6024ED	5188	4940	29	60	24	238	24
VCK8422ED	6050	5762	29	84	22	320	34
VCK7822ED	5620	5352	29	78	22	298	31
VCK7222ED	5190	4942	29	72	22	280	29
VCK6622ED	5108	4865	29	66	22	257	27
VCK6022ED	4756	4529	29	60	22	233	24
VCK8420ED	5767	5491	29	84	20	307	28
VCK7820ED	5352	5097	29	78	20	285	26
VCK7220ED	4940	4706	29	72	20	267	24
VCK6620ED	4528	4311	29	66	20	244	22
VCK6020ED	4120	3923	29	60	20	220	20

- Full Height Back Panel
- Knee Space

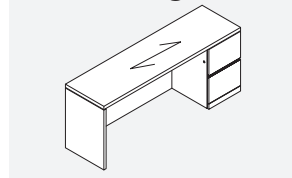
VCK-DE • Double Pedestal Credenza with BBF on Left & FF on Right



PRODUCT CODE	PRICE		SIZE (INCHES)			WEIGHT LBS	VOL FT3
	V	U	H	W	D		
VCK8424DE	6600	6288	29	84	24	348	34
VCK7824DE	6130	5838	29	78	24	319	31
VCK7224DE	5660	5389	29	72	24	280	29
VCK6624DE	5575	5311	29	66	24	261	27
VCK6024DE	5188	4940	29	60	24	238	24
VCK8422DE	6050	5762	29	84	22	320	34
VCK7822DE	5620	5352	29	78	22	298	31
VCK7222DE	5190	4942	29	72	22	280	29
VCK6622DE	5108	4865	29	66	22	257	27
VCK6022DE	4756	4529	29	60	22	233	24
VCK8420DE	5767	5491	29	84	20	307	28
VCK7820DE	5352	5097	29	78	20	285	26
VCK7220DE	4940	4706	29	72	20	267	24
VCK6620DE	4528	4311	29	66	20	244	22
VCK6020DE	4120	3923	29	60	20	220	20

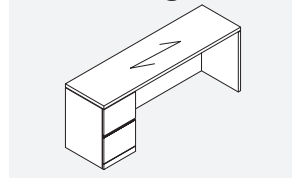
- Full Height Back Panel
- Knee Space

VCR-E • Single Pedestal Credenza with FF on Right



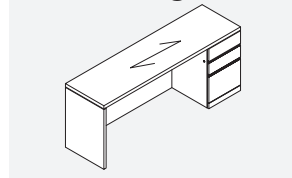
PRODUCT CODE	PRICE		SIZE (INCHES)			WEIGHT LBS	VOL FT3
	V	U	H	W	D		
VCR8424E	4991	4752	29	84	24	315	34
VCR7824E	4635	4414	29	78	24	292	31
VCR7224E	4275	4071	29	72	24	270	29
VCR6624E	4120	3923	29	66	24	247	27
VCR6024E	3743	3565	29	60	24	225	24
VCR8422E	4574	4356	29	84	22	286	34
VCR7822E	4248	4046	29	78	22	265	31
VCR7222E	3920	3735	29	72	22	250	29
VCR6622E	3774	3595	29	66	22	229	27
VCR6022E	3434	3269	29	60	22	208	24
VCR8420E	4358	4151	29	84	20	273	28
VCR7820E	4047	3853	29	78	20	252	26
VCR7220E	3736	3557	29	72	20	237	24
VCR6620E	3595	3423	29	66	20	216	22
VCR6020E	3270	3116	29	60	20	195	20

VCL-E • Single Pedestal Credenza with FF on Left



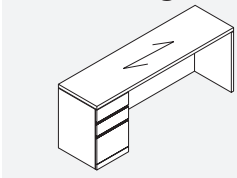
PRODUCT CODE	PRICE		SIZE (INCHES)			WEIGHT LBS	VOL FT3
	V	U	H	W	D		
VCL8424E	4991	4752	29	84	24	315	34
VCL7824E	4635	4414	29	78	24	292	31
VCL7224E	4275	4071	29	72	24	270	29
VCL6624E	4120	3923	29	66	24	247	27
VCL6024E	3743	3565	29	60	24	225	24
VCL8422E	4574	4356	29	84	22	286	34
VCL7822E	4248	4046	29	78	22	265	31
VCL7222E	3920	3735	29	72	22	250	29
VCL6622E	3774	3595	29	66	22	229	27
VCL6022E	3434	3269	29	60	22	208	24
VCL8420E	4358	4151	29	84	20	273	28
VCL7820E	4047	3853	29	78	20	252	26
VCL7220E	3736	3557	29	72	20	237	24
VCL6620E	3595	3423	29	66	20	216	22
VCL6020E	3270	3116	29	60	20	195	20

VCR-D • Single Pedestal Credenza with BBF on Right



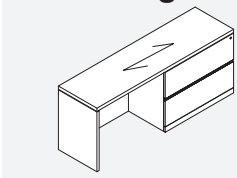
PRODUCT CODE	PRICE		SIZE (INCHES)			WEIGHT LBS	VOL FT3
	V	U	H	W	D		
VCR8424D	4991	4752	29	84	24	315	34
VCR7824D	4635	4414	29	78	24	292	31
VCR7224D	4275	4071	29	72	24	270	29
VCR6624D	4120	3923	29	66	24	247	27
VCR6024D	3743	3565	29	60	24	225	24
VCR8422D	4574	4356	29	84	22	286	34
VCR7822D	4248	4046	29	78	22	265	31
VCR7222D	3920	3735	29	72	22	250	29
VCR6622D	3774	3595	29	66	22	229	27
VCR6022D	3434	3269	29	60	22	208	24
VCR8420D	4358	4151	29	84	20	273	28
VCR7820D	4047	3853	29	78	20	252	26
VCR7220D	3736	3557	29	72	20	237	24
VCR6620D	3595	3423	29	66	20	216	22
VCR6020D	3270	3116	29	60	20	195	20

VCL-D • Single Pedestal Credenza with BBF on Left



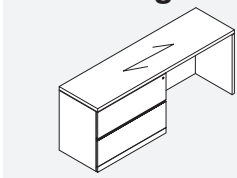
PRODUCT CODE	PRICE		SIZE (INCHES)			WEIGHT LBS	VOL FT3
	V	U	H	W	D		
VCL8424D	4991	4752	29	84	24	315	34
VCL7824D	4635	4414	29	78	24	292	31
VCL7224D	4275	4071	29	72	24	270	29
VCL6624D	4120	3923	29	66	24	247	27
VCL6024D	3743	3565	29	60	24	225	24
VCL8422D	4574	4356	29	84	22	286	34
VCL7822D	4248	4046	29	78	22	265	31
VCL7222D	3920	3735	29	72	22	250	29
VCL6622D	3774	3595	29	66	22	229	27
VCL6022D	3434	3269	29	60	22	208	24
VCL8420D	4358	4151	29	84	20	273	28
VCL7820D	4047	3853	29	78	20	252	26
VCL7220D	3736	3557	29	72	20	237	24
VCL6620D	3595	3423	29	66	20	216	22
VCL6020D	3270	3116	29	60	20	195	20

VCR-F • Single Pedestal Credenza with 36" Lat. File on Right



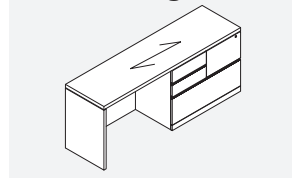
PRODUCT CODE	PRICE		SIZE (INCHES)			WEIGHT LBS	VOL FT3
	V	U	H	W	D		
VCR8424F	5799	5525	29	84	24	305	34
VCR7824F	5383	5127	29	78	24	285	31
VCR7224F	4974	4736	29	72	24	261	29
VCR6624F	4787	4560	29	66	24	239	27
VCR6024F	4345	4138	29	60	24	218	24
VCR8422F	5315	5064	29	84	22	266	31
VCR7822F	4937	4703	29	78	22	245	29
VCR7222F	4558	4341	29	72	22	230	27
VCR6622F	4387	4178	29	66	22	209	24
VCR6022F	3982	3793	29	60	22	188	22
VCR8420F	5066	4825	29	84	20	253	28
VCR7820F	4701	4477	29	78	20	233	26
VCR7220F	4340	4132	29	72	20	218	24
VCR6620F	4179	3981	29	66	20	197	22
VCR6020F	3795	3614	29	60	20	176	20

VCL-F • Single Pedestal Credenza with 36" Lat. File on Left



PRODUCT CODE	PRICE		SIZE (INCHES)			WEIGHT LBS	VOL FT3
	V	U	H	W	D		
VCL8424F	5799	5525	29	84	24	305	34
VCL7824F	5383	5127	29	78	24	285	31
VCL7224F	4974	4736	29	72	24	261	29
VCL6624F	4787	4560	29	66	24	239	27
VCL6024F	4345	4138	29	60	24	218	24
VCL8422F	5315	5064	29	84	22	266	31
VCL7822F	4937	4703	29	78	22	245	29
VCL7222F	4558	4341	29	72	22	230	27
VCL6622F	4387	4178	29	66	22	209	24
VCL6022F	3982	3793	29	60	22	188	22
VCL8420F	5066	4825	29	84	20	253	28
VCL7820F	4701	4477	29	78	20	233	26
VCL7220F	4340	4132	29	72	20	218	24
VCL6620F	4179	3981	29	66	20	197	22
VCL6020F	3795	3614	29	60	20	176	20

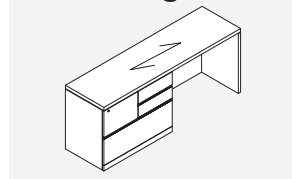
VCR-Z • Single Pedestal Credenza with Combination Storage on Right



PRODUCT CODE	PRICE		SIZE (INCHES)			WEIGHT LBS	VOL FT3
	V	U	H	W	D		
VCR8424Z	6335	6035	29	84	24	338	34
VCR7824Z	5882	5600	29	78	24	314	31
VCR7224Z	5430	5171	29	72	24	290	29
VCR6624Z	5224	4975	29	66	24	266	27
VCR6024Z	4748	4521	29	60	24	242	24
VCR8422Z	5804	5528	29	84	22	309	31
VCR7822Z	5392	5134	29	78	22	287	29
VCR7222Z	4976	4739	29	72	22	270	27
VCR6622Z	4789	4562	29	66	22	248	24
VCR6022Z	4355	4149	29	60	22	225	22
VCR8420Z	5529	5267	29	84	20	296	28
VCR7820Z	5134	4890	29	78	20	274	26
VCR7220Z	4739	4514	29	72	20	257	24
VCR6620Z	4561	4344	29	66	20	235	22
VCR6020Z	4149	3951	29	60	20	212	20

• Combination Storage with 1 Lat. File, 2 Boxes Top Left & 1 File Top Right

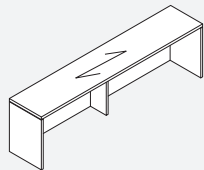
VCL-Z • Single Pedestal Credenza with Combination Storage on Left



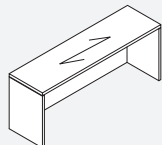
PRODUCT CODE	PRICE		SIZE (INCHES)			WEIGHT LBS	VOL FT3
	V	U	H	W	D		
VCL8424Z	6335	6035	29	84	24	338	34
VCL7824Z	5882	5600	29	78	24	314	31
VCL7224Z	5430	5171	29	72	24	290	29
VCL6624Z	5224	4975	29	66	24	266	27
VCL6024Z	4748	4521	29	60	24	242	24
VCL8422Z	5804	5528	29	84	22	309	31
VCL7822Z	5392	5134	29	78	22	287	29
VCL7222Z	4976	4739	29	72	22	270	27
VCL6622Z	4789	4562	29	66	22	248	24
VCL6022Z	4355	4149	29	60	22	225	22
VCL8420Z	5529	5267	29	84	20	296	28
VCL7820Z	5134	4890	29	78	20	274	26
VCL7220Z	4739	4514	29	72	20	257	24
VCL6620Z	4561	4344	29	66	20	235	22
VCL6020Z	4149	3951	29	60	20	212	20

• Combination Storage with 1 Lat. File, 1 File Top Left & 2 Boxes Top Right

VC-H23 • Credenza Shell with Full Back Panel, 23" High



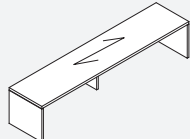
FOR SIZES 96" AND LARGER



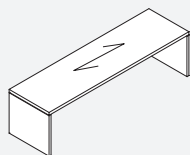
FOR SIZES LESS THAN 96"

PRODUCT CODE	PRICE		SIZE (INCHES)			WEIGHT LBS	VOL FT3
	V	U	H	W	D		
VC10824H23	4217	4017	23	108	24	328	35
VC10224H23	3984	3794	23	102	24	309	33
VC9624H23	3750	3571	23	96	24	290	31
VC9024H23	3515	3348	23	90	24	271	29
VC8424H23	3285	3127	23	84	24	253	27
VC7824H23	3046	2902	23	78	24	233	25
VC7224H23	2815	2681	23	72	24	215	23
VC6624H23	2714	2583	23	66	24	196	22
VC6024H23	2461	2343	23	60	24	176	20
VC10822H23	3868	3685	23	108	22	303	32
VC10222H23	3651	3477	23	102	22	285	30
VC9622H23	3439	3276	23	96	22	268	29
VC9022H23	3224	3068	23	90	22	250	27
VC8422H23	3009	2864	23	84	22	233	25
VC7822H23	2792	2659	23	78	22	215	23
VC7222H23	2577	2453	23	72	22	198	22
VC6622H23	2485	2366	23	66	22	180	20
VC6022H23	2256	2148	23	60	22	162	18
VC10820H23	3687	3510	23	108	20	289	29
VC10220H23	3483	3315	23	102	20	271	28
VC9620H23	3279	3124	23	96	20	254	26
VC9020H23	3073	2927	23	90	20	236	24
VC8420H23	2867	2730	23	84	20	219	23
VC7820H23	2660	2536	23	78	20	201	21
VC7220H23	2454	2339	23	72	20	189	20
VC6620H23	2365	2252	23	66	20	171	18
VC6020H23	2149	2047	23	60	20	152	16

VC-H23Q8 • Credenza Shell with 8" Back Panel, 23" High



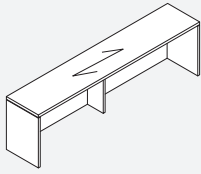
FOR SIZES 96" AND LARGER



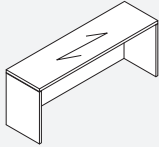
FOR SIZES LESS THAN 96"

PRODUCT CODE	PRICE		SIZE (INCHES)			WEIGHT LBS	VOL FT3
	V	U	H	W	D		
VC10824H23Q8	4217	4017	23	108	24	328	35
VC10224H23Q8	3984	3794	23	102	24	309	33
VC9624H23Q8	3750	3571	23	96	24	290	31
VC9024H23Q8	3515	3348	23	90	24	271	29
VC8424H23Q8	3285	3127	23	84	24	253	27
VC7824H23Q8	3046	2902	23	78	24	233	25
VC7224H23Q8	2815	2681	23	72	24	215	23
VC6624H23Q8	2714	2583	23	66	24	196	22
VC6024H23Q8	2461	2343	23	60	24	176	20
VC10822H23Q8	3868	3685	23	108	22	303	32
VC10222H23Q8	3651	3477	23	102	22	285	30
VC9622H23Q8	3439	3276	23	96	22	268	29
VC9022H23Q8	3224	3068	23	90	22	250	27
VC8422H23Q8	3009	2864	23	84	22	233	25
VC7822H23Q8	2792	2659	23	78	22	215	23
VC7222H23Q8	2577	2453	23	72	22	198	22
VC6622H23Q8	2485	2366	23	66	22	180	20
VC6022H23Q8	2256	2148	23	60	22	162	18
VC10820H23Q8	3687	3510	23	108	20	289	29
VC10220H23Q8	3483	3315	23	102	20	271	28
VC9620H23Q8	3279	3124	23	96	20	254	26
VC9020H23Q8	3073	2927	23	90	20	236	24
VC8420H23Q8	2867	2730	23	84	20	219	23
VC7820H23Q8	2660	2536	23	78	20	201	21
VC7220H23Q8	2454	2339	23	72	20	189	20
VC6620H23Q8	2365	2252	23	66	20	171	18
VC6020H23Q8	2149	2047	23	60	20	152	16

VC • Credenza Shell with Full Back Panel



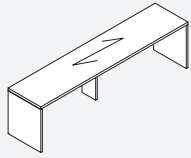
FOR SIZES 96" AND LARGER



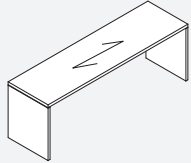
FOR SIZES LESS THAN 96"

PRODUCT CODE	PRICE		SIZE (INCHES)			WEIGHT LBS	VOL FT3
	V	U	H	W	D		
VC10824	4217	4017	29	108	24	348	44
VC10224	3984	3794	29	102	24	329	41
VC9624	3750	3571	29	96	24	309	39
VC9024	3515	3348	29	90	24	290	36
VC8424	3285	3127	29	84	24	271	34
VC7824	3046	2902	29	78	24	251	31
VC7224	2815	2681	29	72	24	232	29
VC6624	2714	2583	29	66	24	213	27
VC6024	2461	2343	29	60	24	193	24
VC5424	2331	2220	29	54	24	174	22
VC4824	2202	2097	29	48	24	155	19
VC4224	1865	1777	29	42	24	135	17
VC10822	3868	3685	29	108	22	323	40
VC10222	3651	3477	29	102	22	305	38
VC9622	3439	3276	29	96	22	287	35
VC9022	3224	3068	29	90	22	269	33
VC8422	3009	2864	29	84	22	251	31
VC7822	2792	2659	29	78	22	233	29
VC7222	2577	2453	29	72	22	215	27
VC6622	2485	2366	29	66	22	197	24
VC6022	2256	2148	29	60	22	179	22
VC5422	2136	2037	29	54	22	161	20
VC4822	2021	1925	29	48	22	143	18
VC4222	1709	1628	29	42	22	125	16
VC10820	3687	3510	29	108	20	309	36
VC10220	3483	3315	29	102	20	291	34
VC9620	3279	3124	29	96	20	273	32
VC9020	3073	2927	29	90	20	255	30
VC8420	2867	2730	29	84	20	237	28
VC7820	2660	2536	29	78	20	219	26
VC7220	2454	2339	29	72	20	206	24
VC6620	2365	2252	29	66	20	188	22
VC6020	2149	2047	29	60	20	169	20
VC5420	2037	1938	29	54	20	147	18
VC4820	1924	1833	29	48	20	101	16
VC4220	1626	1549	29	42	20	86	14

VC-Q8 • Credenza Shell with 8" Back Panel



FOR SIZES 96" AND LARGER



FOR SIZES LESS THAN 96"

PRODUCT CODE	PRICE		SIZE (INCHES)			WEIGHT	VOL
	V	U	H	W	D	LBS	FT3
VC10824Q8	4217	4017	29	108	24	348	44
VC10224Q8	3984	3794	29	102	24	329	41
VC9624Q8	3750	3571	29	96	24	309	39
VC9024Q8	3515	3348	29	90	24	290	36
VC8424Q8	3285	3127	29	84	24	271	34
VC7824Q8	3046	2902	29	78	24	251	31
VC7224Q8	2815	2681	29	72	24	232	29
VC6624Q8	2714	2583	29	66	24	213	27
VC6024Q8	2461	2343	29	60	24	193	24
VC5424Q8	2331	2220	29	54	24	174	22
VC4824Q8	2202	2097	29	48	24	155	19
VC4224Q8	1865	1777	29	42	24	135	17
VC10822Q8	3868	3685	29	108	22	323	40
VC10222Q8	3651	3477	29	102	22	305	38
VC9622Q8	3439	3276	29	96	22	287	35
VC9022Q8	3224	3068	29	90	22	269	33
VC8422Q8	3009	2864	29	84	22	251	31
VC7822Q8	2792	2659	29	78	22	233	29
VC7222Q8	2577	2453	29	72	22	215	27
VC6622Q8	2485	2366	29	66	22	197	24
VC6022Q8	2256	2148	29	60	22	179	22
VC5422Q8	2136	2037	29	54	22	161	20
VC4822Q8	2021	1925	29	48	22	143	18
VC4222Q8	1709	1628	29	42	22	125	16
VC10820Q8	3687	3510	29	108	20	309	36
VC10220Q8	3483	3315	29	102	20	291	34
VC9620Q8	3279	3124	29	96	20	273	32
VC9020Q8	3073	2927	29	90	20	255	30
VC8420Q8	2867	2730	29	84	20	237	28
VC7820Q8	2660	2536	29	78	20	219	26
VC7220Q8	2454	2339	29	72	20	206	24
VC6620Q8	2365	2252	29	66	20	188	22
VC6020Q8	2149	2047	29	60	20	169	20
VC5420Q8	2037	1938	29	54	20	147	18
VC4820Q8	1924	1833	29	48	20	101	16
VC4220Q8	1626	1549	29	42	20	86	14

CORNERS AND COMPONENTS • TECHNICAL INFORMATION

Corners

- All units are shipped assembled.
- Unit includes grommets shown and installed horizontal wire management.

Linking Bridge

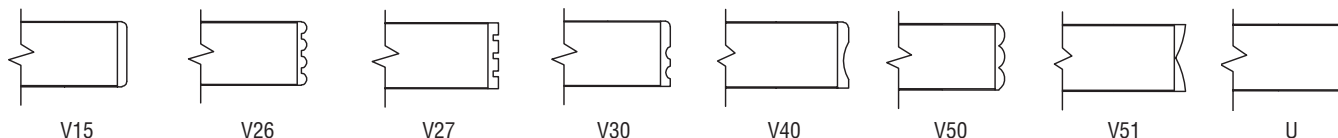
- Handed by recessed end panel.
- See Page A.16 for reference.

Linking Return

- Unit includes grommets shown and installed horizontal wire management.
- Handed by full end panel.

Table

- Unit includes grommets shown and installed horizontal wire management.
- If Grommet is not specified Black Grommet is standard.



CORNERS AND COMPONENTS • GUIDELINES FOR ORDERING PRODUCT

CODES: The price list uses a numbering system with meaningful alphanumeric characters to create a simple-to-understand product number. This makes specifying the product easy and accurate.

SPECIFICATION EXAMPLE OF A CORNER UNIT

PRODUCT CODE:

VE484824

V = Versailles Series

E = Corner Table with Straight Front

4848 = Size: Width x Depth

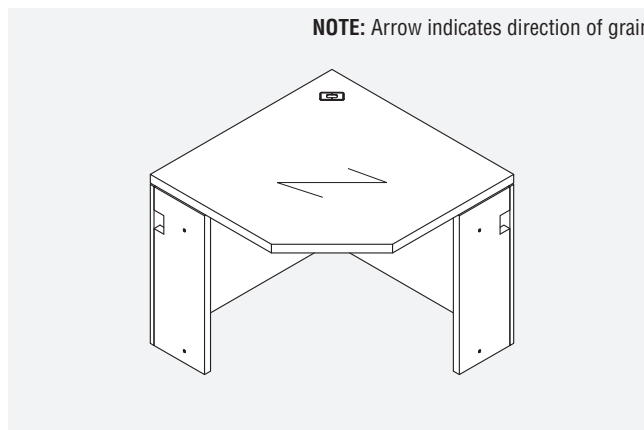
24 = Linking Bridge Depth Size

FINISH: Choose Finish

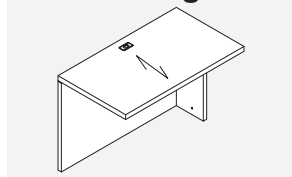
EDGE: Choose Profile

For Grommet Location see Page A.13

NOTE: Arrow indicates direction of grain.



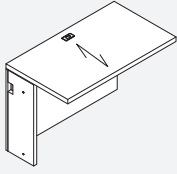
VBT-NLR • Right Linking Bridge to join Corner Worksurface to Desk or Credenza



PRODUCT CODE	PRICE		SIZE (INCHES)			WEIGHT LBS	VOL FT3
	V	U	H	W	D		
VBT6024NLR CG	2127	2025	29	60	24	145	24
VBT5424NLR CG	1916	1824	29	54	24	131	22
VBT4824NLR CG	1702	1620	29	48	24	116	19
VBT4224NLR CG	1379	1315	29	42	24	102	17
VBT3624NLR CG	1252	1191	29	36	24	87	15
VBT3024NLR CG	1222	1164	29	30	24	73	12
VBT6022NLR CG	2025	1928	29	60	22	131	22
VBT5422NLR CG	1823	1736	29	54	22	118	20
VBT4822NLR CG	1620	1542	29	48	22	110	18
VBT4222NLR CG	1312	1251	29	42	22	95	16
VBT3622NLR CG	1191	1136	29	36	22	80	13
VBT3022NLR CG	1164	1110	29	30	22	65	11

- With Full Back Panel

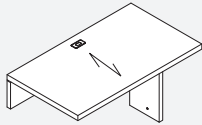
VBT-NLL • Left Linking Bridge to join Corner Worksurface to Desk or Credenza



PRODUCT CODE	PRICE		SIZE (INCHES)			WEIGHT LBS	VOL FT3
	V	U	H	W	D		
VBT6024NLLCG	2127	2025	29	60	24	145	24
VBT5424NLLCG	1916	1824	29	54	24	131	22
VBT4824NLLCG	1702	1620	29	48	24	116	19
VBT4224NLLCG	1379	1315	29	42	24	102	17
VBT3624NLLCG	1252	1191	29	36	24	87	15
VBT3024NLLCG	1222	1164	29	30	24	73	12
VBT6022NLLCG	2025	1928	29	60	22	131	22
VBT5422NLLCG	1823	1736	29	54	22	118	20
VBT4822NLLCG	1620	1542	29	48	22	110	18
VBT4222NLLCG	1312	1251	29	42	22	95	16
VBT3622NLLCG	1191	1136	29	36	22	80	13
VBT3022NLLCG	1164	1110	29	30	22	65	11

• With Full Back Panel

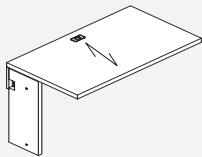
VBT-NLRQ8 • Right Linking Bridge to join Corner Worksurface to Desk or Credenza



PRODUCT CODE	PRICE		SIZE (INCHES)			WEIGHT LBS	VOL FT3
	V	U	H	W	D		
VBT6024NLRQ8CG	1916	1824	29	60	24	145	24
VBT5424NLRQ8CG	1725	1643	29	54	24	131	22
VBT4824NLRQ8CG	1535	1462	29	48	24	116	19
VBT4224NLRQ8CG	1238	1178	29	42	24	102	17
VBT3624NLRQ8CG	1128	1075	29	36	24	87	15
VBT3024NLRQ8CG	1101	1049	29	30	24	73	12
VBT6022NLRQ8CG	1823	1736	29	60	22	131	22
VBT5422NLRQ8CG	1643	1565	29	54	22	118	20
VBT4822NLRQ8CG	1462	1392	29	48	22	110	18
VBT4222NLRQ8CG	1178	1122	29	42	22	95	16
VBT3622NLRQ8CG	1074	1021	29	36	22	80	13
VBT3022NLRQ8CG	1052	1000	29	30	22	65	11

• With 8" Back Panel

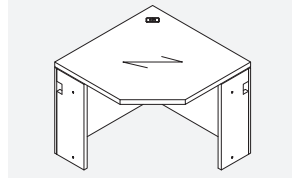
VBT-NLLQ8 • Left Linking Bridge to join Corner Worksurface to Desk or Credenza



PRODUCT CODE	PRICE		SIZE (INCHES)			WEIGHT LBS	VOL FT3
	V	U	H	W	D		
VBT6024NLLQ8CG	1916	1824	29	60	24	145	24
VBT5424NLLQ8CG	1725	1643	29	54	24	131	22
VBT4824NLLQ8CG	1535	1462	29	48	24	116	19
VBT4224NLLQ8CG	1238	1178	29	42	24	102	17
VBT3624NLLQ8CG	1128	1075	29	36	24	87	15
VBT3024NLLQ8CG	1101	1049	29	30	24	73	12
VBT6022NLLQ8CG	1823	1736	29	60	22	131	22
VBT5422NLLQ8CG	1643	1565	29	54	22	118	20
VBT4822NLLQ8CG	1462	1392	29	48	22	110	18
VBT4222NLLQ8CG	1178	1122	29	42	22	95	16
VBT3622NLLQ8CG	1074	1021	29	36	22	80	13
VBT3022NLLQ8CG	1052	1000	29	30	22	65	11

• With 8" Back Panel

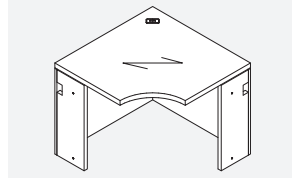
VE • Corner Table to be used with Linking Returns & Linking Bridges



PRODUCT CODE	PRICE		SIZE (INCHES)			WEIGHT LBS	VOL FT ³
	V	U	H	W	D		
VE484824	3061	2914	29	48	48	201	39
VE424224	2346	2235	29	42	42	155	30
VE363624	2230	2123	29	36	36	135	22
VE484822	3061	2914	29	48	48	196	39
VE424222	2346	2235	29	42	42	150	30
VE363622	2230	2123	29	36	36	130	22

• With 2 Recessed End Panels

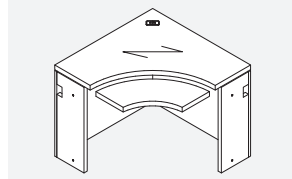
VEK • Corner Table to be used with Linking Returns & Linking Bridges



PRODUCT CODE	PRICE		SIZE (INCHES)			WEIGHT LBS	VOL FT ³
	V	U	H	W	D		
VEK484824	3522	3355	29	48	48	201	39
VEK424224	2696	2569	29	42	42	155	30
VEK363624	2561	2440	29	36	36	135	22
VEK484822	3522	3355	29	48	48	196	39
VEK424222	2696	2569	29	42	42	150	30
VEK363622	2561	2440	29	36	36	130	22

• With 2 Recessed End Panels and Inner Curve

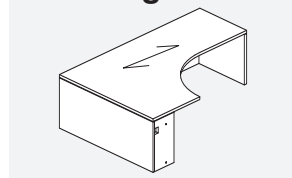
VEKS • Corner Table to be used with Linking Returns & Linking Bridges



PRODUCT CODE	PRICE		SIZE (INCHES)			WEIGHT LBS	VOL FT ³
	V	U	H	W	D		
VEKS484824	5851	5574	29	48	48	201	39
VEKS424224	4902	4668	29	42	42	155	30
VEKS363624	4747	4520	29	36	36	135	22
VEKS484822	5851	5574	29	48	48	196	39
VEKS424222	4902	4668	29	42	42	150	30
VEKS363622	4747	4520	29	36	36	130	22

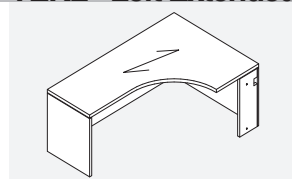
• With 2 Recessed End Panels and Inner Curve
• Adj. Keyboard Tray and an Articulating Arm

VEKR • Right Extended Corner Table with Inner Curve & 24" Return Connection



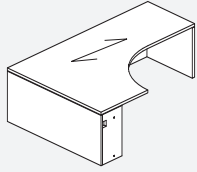
PRODUCT CODE	PRICE		SIZE (INCHES)			WEIGHT LBS	VOL FT ³
	V	U	H	W	D		
VEKR489624	5479	5218	29	96	48	387	77
VEKR489024	5173	4928	29	90	48	363	73
VEKR488424	5114	4871	29	84	48	338	68
VEKR487824	5088	4846	29	78	48	314	63
VEKR487224	4833	4605	29	72	48	290	58
VEKR486624	4508	4292	29	66	48	266	52
VEKR486024	4179	3981	29	60	48	242	48

VEKL • Left Extended Corner Table with Inner Curve & 24" Return Connection



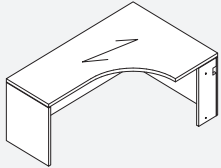
PRODUCT CODE	PRICE		SIZE (INCHES)			WEIGHT LBS	VOL FT ³
	V	U	H	W	D		
VEKL964824	5479	5218	29	96	48	387	77
VEKL904824	5173	4928	29	90	48	363	73
VEKL844824	5114	4871	29	84	48	338	68
VEKL784824	5088	4846	29	78	48	314	63
VEKL724824	4833	4605	29	72	48	290	58
VEKL664824	4508	4292	29	66	48	266	52
VEKL604824	4179	3981	29	60	48	242	48

VEKR • Right Extended Corner Table with Inner Curve & 22" Return Connection



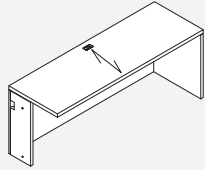
PRODUCT CODE	PRICE		SIZE (INCHES)			WEIGHT LBS	VOL FT3
	V	U	H	W	D		
VEKR489622	5479	5218	29	96	48	387	77
VEKR489022	5173	4928	29	90	48	363	73
VEKR488422	5114	4871	29	84	48	338	68
VEKR487822	5088	4846	29	78	48	314	63
VEKR487222	4833	4605	29	72	48	290	58
VEKR486622	4508	4292	29	66	48	266	52
VEKR486022	4179	3981	29	60	48	242	48

VEKL • Left Extended Corner Table with Inner Curve & 22" Return Connection



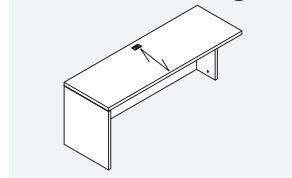
PRODUCT CODE	PRICE		SIZE (INCHES)			WEIGHT LBS	VOL FT3
	V	U	H	W	D		
VEKL964822	5479	5218	29	96	48	387	77
VEKL904822	5173	4928	29	90	48	363	73
VEKL844822	5114	4871	29	84	48	338	68
VEKL784822	5088	4846	29	78	48	314	63
VEKL724822	4833	4605	29	72	48	290	58
VEKL664822	4508	4292	29	66	48	266	52
VEKL604822	4179	3981	29	60	48	242	48

VVR • Right Linking Return to be used with Corner Unit



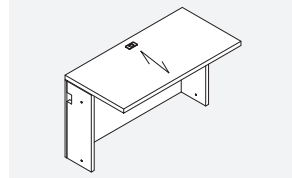
PRODUCT CODE	PRICE		SIZE (INCHES)			WEIGHT LBS	VOL FT3
	V	U	H	W	D		
VVR9624CG	3524	3358	29	96	24	200	39
VVR9024CG	3309	3152	29	90	24	187	36
VVR8424CG	3088	2939	29	84	24	174	34
VVR7824CG	2864	2728	29	78	24	162	31
VVR7224CG	2646	2519	29	72	24	149	29
VVR6624CG	2484	2365	29	66	24	141	27
VVR6024CG	2321	2210	29	60	24	132	24
VVR5424CG	2188	2085	29	54	24	121	22
VVR4824CG	2053	1957	29	48	24	115	19
VVR4224CG	1734	1653	29	42	24	99	17
VVR3624CG	1669	1590	29	36	24	83	15
VVR3024CG	1643	1565	29	30	24	77	12
VVR2424CG	1376	1311	29	24	24	61	10
VVR9622CG	3358	3200	29	96	22	187	39
VVR9022CG	3152	3000	29	90	22	175	36
VVR8422CG	2940	2801	29	84	22	163	34
VVR7822CG	2726	2595	29	78	22	152	31
VVR7222CG	2519	2399	29	72	22	140	29
VVR6622CG	2365	2252	29	66	22	133	27
VVR6022CG	2211	2105	29	60	22	125	24
VVR5422CG	2085	1986	29	54	22	113	22
VVR4822CG	1958	1865	29	48	22	110	19
VVR4222CG	1651	1571	29	42	22	95	17
VVR3622CG	1590	1515	29	36	22	80	15
VVR3022CG	1564	1489	29	30	22	75	12
VVR2422CG	1312	1251	29	24	22	60	10

VVL • Left Linking Return to be used with Corner Unit



PRODUCT CODE	PRICE		SIZE (INCHES)			WEIGHT LBS	VOL FT3
	V	U	H	W	D		
VVL9624CG	3524	3358	29	96	24	200	39
VVL9024CG	3309	3152	29	90	24	187	36
VVL8424CG	3088	2939	29	84	24	174	34
VVL7824CG	2864	2728	29	78	24	162	31
VVL7224CG	2646	2519	29	72	24	149	29
VVL6624CG	2484	2365	29	66	24	141	27
VVL6024CG	2321	2210	29	60	24	132	24
VVL5424CG	2188	2085	29	54	24	121	22
VVL4824CG	2053	1957	29	48	24	115	19
VVL4224CG	1734	1653	29	42	24	99	17
VVL3624CG	1669	1590	29	36	24	83	15
VVL3024CG	1643	1565	29	30	24	77	12
VVL2424CG	1376	1311	29	24	24	61	10
VVL9622CG	3358	3200	29	96	22	187	39
VVL9022CG	3152	3000	29	90	22	175	36
VVL8422CG	2940	2801	29	84	22	163	34
VVL7822CG	2726	2595	29	78	22	152	31
VVL7222CG	2519	2399	29	72	22	140	29
VVL6622CG	2365	2252	29	66	22	133	27
VVL6022CG	2211	2105	29	60	22	125	24
VVL5422CG	2085	1986	29	54	22	113	22
VVL4822CG	1958	1865	29	48	22	110	19
VVL4222CG	1651	1571	29	42	22	95	17
VVL3622CG	1590	1515	29	36	22	80	15
VVL3022CG	1564	1489	29	30	22	75	12
VVL2422CG	1312	1251	29	24	22	60	10

VV • Center Surface with Recessed End Panels



PRODUCT CODE	PRICE		SIZE (INCHES)			WEIGHT LBS	VOL FT3
	V	U	H	W	D		
VV9624CG	3445	3280	29	96	24	197	39
VV9024CG	3231	3078	29	90	24	185	36
VV8424CG	3015	2873	29	84	24	173	34
VV7824CG	2798	2665	29	78	24	160	31
VV7224CG	2582	2460	29	72	24	145	29
VV6624CG	2421	2302	29	66	24	136	27
VV6024CG	2261	2152	29	60	24	123	24
VV5424CG	2127	2025	29	54	24	119	22
VV4824CG	1993	1900	29	48	24	107	19
VV4224CG	1840	1752	29	42	24	91	17
VV3624CG	1669	1590	29	36	24	76	15
VV3024CG	1580	1505	29	30	24	70	12
VV2424CG	1324	1262	29	24	24	53	10
VV9622CG	3284	3126	29	96	22	181	35
VV9022CG	3079	2933	29	90	22	169	33
VV8422CG	2873	2736	29	84	22	157	31
VV7822CG	2665	2538	29	78	22	145	29
VV7222CG	2460	2341	29	72	22	133	27
VV6622CG	2306	2197	29	66	22	126	24
VV6022CG	2152	2049	29	60	22	118	22
VV5422CG	2025	1928	29	54	22	111	20
VV4822CG	1900	1812	29	48	22	103	18
VV4222CG	1590	1515	29	42	22	88	16
VV3622CG	1535	1462	29	36	22	73	13
VV3022CG	1505	1432	29	30	22	68	11
VV2422CG	1262	1202	29	24	22	52	9

MODULAR STORAGE • TECHNICAL INFORMATION

- All storage components are shipped assembled.
- Components 28" high are intended for use with a Desk, Credenza or Return Shell
- Components 19.5" high are intended for use with 23" high Credenza Shell.
- Backs on 28" high Pedestals and Cabinets are unfinished. If finished back is required, please see Page H.3.
- Modular Cabinets and Bookcases 48" and 54" high do not have a profiled top. If a profiled top is required, please see Page H.10 to H.13 of this section.
- If Handle is specified:
 - Black and Brass Handle = Black Lock & Grommet.
 - Silver, Nickel and Tungsten Handle = Tungsten Lock & Grommet.
- If Handle is not specified Routed Pull, Black Lock & Grommet are standard.

MODULAR STORAGE • GUIDELINES FOR ORDERING PRODUCT

CODES: The price list uses a numbering system with meaningful alphanumeric characters to create a simple-to-understand product number. This makes specifying the product easy and accurate.

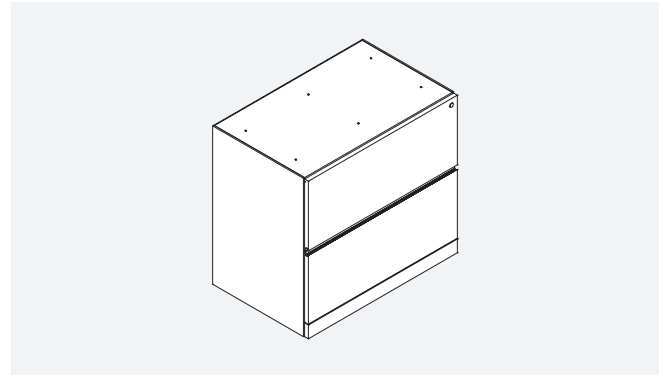
SPECIFICATION EXAMPLE OF A LATERAL FILE UNIT

PRODUCT CODE:

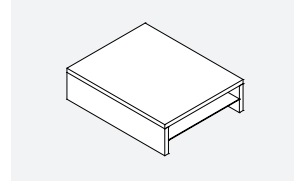
VWF
 V = Versailles Series
 W = Modular/Freestanding Unit
 F = 35" wide Lateral File

FINISH: Choose Finish

HANDLE: Choose Handle



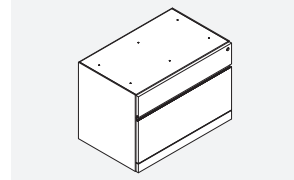
VSPBOX1620 • Worksurface Spacer with Glass Shelf



PRODUCT CODE	PRICE	SIZE (INCHES)			WEIGHT LBS	VOL FT3
		H	W	D		
VSPBOX1620	589	4.75	16	20	15	2

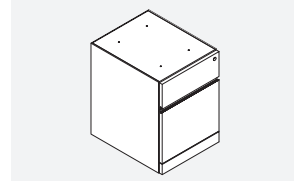
- To be used with a 23" high VC Credenza Shell and VR Connecting Rectangular Shaped Table Desk.

VWB • Modular Box Drawer and Lat. File



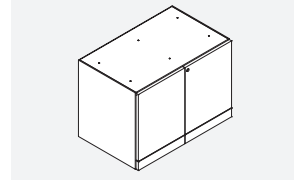
PRODUCT CODE	PRICE	SIZE (INCHES)			WEIGHT LBS	VOL FT3
		H	W	D		
VWB36	2350	21	35	19	115	11
VWB30	2056	21	30	19	96	9

VWB15 • Modular BF Pedestal



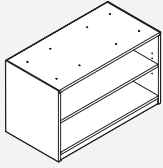
PRODUCT CODE	PRICE	SIZE (INCHES)			WEIGHT LBS	VOL FT3
		H	W	D		
VWB15	1287	21	15.5	19	50	3

VW-G/M21 • Modular Storage Cabinet with Doors & Adj. Shelf



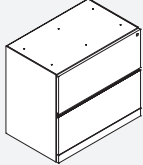
PRODUCT CODE	PRICE	SIZE (INCHES)			WEIGHT LBS	VOL FT3
		H	W	D		
VWGH21	1638	21	35	19	115	11
VWMH21	1451	21	30	19	96	9

VWOB-21 • Modular Open Storage Cabinet with Adj. Shelf



PRODUCT CODE	PRICE	SIZE (INCHES)			WEIGHT LBS	VOL FT3
		H	W	D		
VWOB36H21	1309	21	35	19	107	11
VWOB30H21	1158	21	30	19	88	9

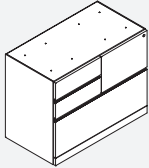
VW-F/N • Modular Lateral File



PRODUCT CODE	PRICE	SIZE (INCHES)			WEIGHT LBS	VOL FT3
		H	W	D		
VWF	2350	28	35	19	115	11
VWN	2056	28	30	19	96	9
VWF.5	2350	28	34.5	19	115	11

• Units with “.5” at end of code are intended to be used if a Full Storage Credenza is to be created. For Single Pedestal installations either style can be used.

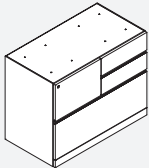
VWZR • Modular Combination Storage with 1 Lat. File, 2 Boxes Top Left & 1 File Top Right



PRODUCT CODE	PRICE	SIZE (INCHES)			WEIGHT LBS	VOL FT3
		H	W	D		
VWZR	2727	28	35	19	115	11
VWZR.5	2727	28	34.5	19	115	11

• Units with “.5” at end of code are intended to be used if a Full Storage Credenza is to be created. For Single Pedestal installations either style can be used.

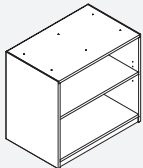
VWZL • Modular Combination Storage with 1 Lat. File, 1 File Top Left & 2 Boxes Top Right



PRODUCT CODE	PRICE	SIZE (INCHES)			WEIGHT LBS	VOL FT3
		H	W	D		
VWZL	2727	28	35	19	115	11
VWZL.5	2727	28	34.5	19	115	11

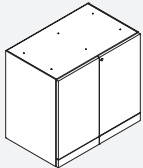
• Units with “.5” at end of code are intended to be used if a Full Storage Credenza is to be created. For Single Pedestal installations either style can be used.

VWOB • Modular Open Storage with Adj. Shelf



PRODUCT CODE	PRICE	SIZE (INCHES)			WEIGHT LBS	VOL FT3
		H	W	D		
VWOB36	1310	28	35	19	92	11
VWOB30	1159	28	30	19	77	9

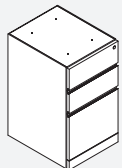
VW-G/M • Modular Storage Cabinet with Doors and Adj. Shelf



PRODUCT CODE	PRICE	SIZE (INCHES)			WEIGHT LBS	VOL FT3
		H	W	D		
VWG	1637	28	35	19	115	11
VWM	1450	28	30	19	96	9
VWG.5	1637	28	34.5	19	115	11

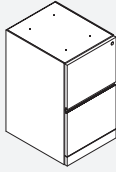
• Units with “.5” at end of code are intended to be used if a Full Storage Credenza is to be created. For Single Pedestal installations either style can be used.
• For Aluminum Framed Glass Door option please contact Customer Service.

VW-D • Modular BBF Pedestal



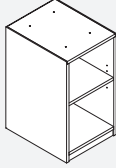
PRODUCT CODE	PRICE	SIZE (INCHES)			WEIGHT LBS	VOL FT3
		H	W	D		
VWWD (Letter Width)	1812	28	15.5	23	72	6
VWD (Letter Width)	1574	28	15.5	19	70	5
VWWLD (Legal Width)	2171	28	18.5	23	85	7
VWLD (Legal Width)	1891	28	18.5	19	83	6

VW-E • Modular FF Pedestal



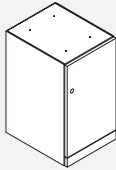
PRODUCT CODE	PRICE	SIZE (INCHES)			WEIGHT LBS	VOL FT3
		H	W	D		
VWWE (Letter Width)	1812	28	15.5	23	72	6
VWE (Letter Width)	1574	28	15.5	19	70	5
VWWLE (Legal Width)	2171	28	18.5	23	85	7
VWLE (Legal Width)	1891	28	18.5	19	83	6

VW-Q • Modular Open Storage with Adj. Shelf



PRODUCT CODE	PRICE	SIZE (INCHES)			WEIGHT LBS	VOL FT3
		H	W	D		
VWWQ	1355	28	15	22	45	6
VWQ	1121	28	15	18	37	5

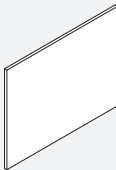
VWi • Modular Storage Cabinet with Door & Adj. Shelf



PRODUCT CODE	PRICE	SIZE (INCHES)			WEIGHT LBS	VOL FT3
		H	W	D		
VWWIR	1459	28	15.5	23	53	6
VWIR	1203	28	15.5	19	45	5
VWWIL	1459	28	15.5	23	53	6
VWIL	1203	28	15.5	19	45	5

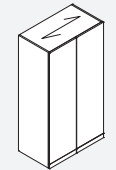
• For Aluminum Framed Glass Door option please contact Customer Service.

VBA • Finished Back for Modular Pedestal



PRODUCT CODE	PRICE	SIZE (INCHES)			WEIGHT LBS	VOL FT3
		H	W	D		
VBA15	165	27.5	15.5		8	2
VBA18	191	27.5	18.5		10	2
VBA30	332	27.5	30		15	3
VBA36	399	27.5	35		18	3

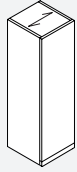
C1 • Storage Cabinet with Doors & Adj. Shelves



PRODUCT CODE	PRICE	SIZE (INCHES)			WEIGHT LBS	VOL FT3
		H	W	D		
C1D24W36H54	3505	54	35	24	130	27
C1D24W36H48	3253	48	35	24	116	24
C1D24W30H54	3485	54	30	24	110	23
C1D24W30H48	3164	48	30	24	97	21
C1D24W24H54	3425	54	24	24	88	18
C1D24W24H48	3099	48	24	24	78	16
C1D22W36H54	3211	54	35	22	120	25
C1D22W36H48	2970	48	35	22	107	22
C1D22W30H54	3194	54	30	22	102	21
C1D22W30H48	2900	48	30	22	90	19
C1D22W24H54	3137	54	24	22	81	17
C1D22W24H48	2841	48	24	22	72	15
C1D20W36H54	3036	54	35	20	110	23
C1D20W36H48	2697	48	35	20	97	20
C1D20W30H54	2967	54	30	20	92	19
C1D20W30H48	2639	48	30	20	81	17
C1D20W24H54	2906	54	24	20	71	15
C1D20W24H48	2583	48	24	20	63	13

• Storage with 3 Adj. Shelves
 • For aluminum framed glass door option please contact Customer Service.

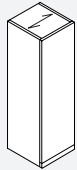
C1-R • Right Storage Cabinet with Door & Adj. Shelves



PRODUCT CODE	PRICE	SIZE (INCHES)			WEIGHT LBS	VOL FT3
		H	W	D		
C1D24W18H54R	2807	54	18	24	74	13
C1D24W18H48R	2497	48	18	24	65	12
C1D24W16H54R	2496	54	15.5	24	63	12
C1D24W16H48R	2218	48	15.5	24	58	11
C1D22W18H54R	2575	54	18	22	68	12
C1D22W18H48R	2290	48	18	22	60	11
C1D22W16H54R	2288	54	15.5	22	61	11
C1D22W16H48R	2037	48	15.5	22	54	10
C1D20W18H54R	2340	54	18	20	68	11
C1D20W18H48R	2081	48	18	20	60	10
C1D20W16H54R	2080	54	15.5	20	61	10
C1D20W16H48R	1850	48	15.5	20	54	9

- Storage with 3 Adj. Shelves
- For aluminum framed glass door option please contact Customer Service.

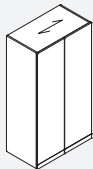
C1-L • Left Storage Cabinet with Door & Adj. Shelves



PRODUCT CODE	PRICE	SIZE (INCHES)			WEIGHT LBS	VOL FT3
		H	W	D		
C1D24W18H54L	2807	54	18	24	74	13
C1D24W18H48L	2497	48	18	24	65	12
C1D24W16H54L	2496	54	15.5	24	63	12
C1D24W16H48L	2218	48	15.5	24	58	11
C1D22W18H54L	2575	54	18	22	68	12
C1D22W18H48L	2290	48	18	22	60	11
C1D22W16H54L	2288	54	15.5	22	61	11
C1D22W16H48L	2037	48	15.5	22	54	10
C1D20W18H54L	2340	54	18	20	68	11
C1D20W18H48L	2081	48	18	20	60	10
C1D20W16H54L	2080	54	15.5	20	61	10
C1D20W16H48L	1850	48	15.5	20	54	9

- Storage with 3 Adj. Shelves
- For aluminum framed glass door option please contact Customer Service.


C2 • Wardrobe Cabinet with Doors, Coat Rack & Hat Shelf



PRODUCT CODE	PRICE	SIZE (INCHES)			WEIGHT LBS	VOL FT3
		H	W	D		
C2D22W36H54	2892	54	35	22	120	25
C2D22W36H48	2650	48	35	22	107	22
C2D22W30H54	2875	54	30	22	120	21
C2D22W30H48	2581	48	30	22	107	19
C2D22W24H54	2875	54	24	22	95	17
C2D22W24H48	2522	48	24	22	85	15
C2D20W36H54	2717	54	35	20	119	23
C2D20W36H48	2378	48	35	20	102	20
C2D20W30H54	2647	54	30	20	101	19
C2D20W30H48	2320	48	30	20	89	17
C2D20W24H54	2583	54	24	20	81	15
C2D20W24H48	2264	48	24	20	72	13

- For aluminum framed glass door option please contact Customer Service.


C2-R • Right Wardrobe Cabinet with Door, Coat Rack & Hat Shelf



PRODUCT CODE	PRICE	SIZE (INCHES)			WEIGHT LBS	VOL FT ³
		H	W	D		
C2D24W24H54R	3485	54	24	24	97	18
C2D24W24H48R	3099	48	24	24	86	16
C2D24W18H54R	2807	54	18	24	73	13
C2D24W18H48R	2497	48	18	24	65	12
C2D24W12H54R	2677	54	12	24	48	9
C2D24W12H48R	2378	48	12	24	43	8
C2D22W24H54R	3194	54	24	22	90	17
C2D22W24H48R	2841	48	24	22	80	15
C2D22W18H54R	2575	54	18	22	68	12
C2D22W18H48R	2290	48	18	22	60	11
C2D22W12H54R	2453	54	12	22	45	8
C2D22W12H48R	2180	48	12	22	40	7
C2D20W24H54R	2906	54	24	20	81	15
C2D20W24H48R	2583	48	24	20	72	13
C2D20W18H54R	2340	54	18	20	61	11
C2D20W18H48R	2081	48	18	20	54	10
C2D20W12H54R	2231	54	12	20	41	8
C2D20W12H48R	1982	48	12	20	36	7

• For Aluminum Framed Glass Door option please contact Customer Service.

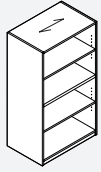
C2-L • Left Wardrobe Cabinet with Door, Coat Rack & Hat Shelf



PRODUCT CODE	PRICE	SIZE (INCHES)			WEIGHT LBS	VOL FT ³
		H	W	D		
C2D24W24H54L	3485	54	24	24	97	18
C2D24W24H48L	3099	48	24	24	86	16
C2D24W18H54L	2807	54	18	24	73	13
C2D24W18H48L	2497	48	18	24	65	12
C2D24W12H54L	2677	54	12	24	48	9
C2D24W12H48L	2378	48	12	24	43	8
C2D22W24H54L	3194	54	24	22	90	17
C2D22W24H48L	2841	48	24	22	80	15
C2D22W18H54L	2575	54	18	22	68	12
C2D22W18H48L	2290	48	18	22	60	11
C2D22W12H54L	2453	54	12	22	45	8
C2D22W12H48L	2180	48	12	22	40	7
C2D20W24H54L	2906	54	24	20	81	15
C2D20W24H48L	2583	48	24	20	72	13
C2D20W18H54L	2340	54	18	20	61	11
C2D20W18H48L	2081	48	18	20	54	10
C2D20W12H54L	2231	54	12	20	41	8
C2D20W12H48L	1982	48	12	20	36	7

• For Aluminum Framed Glass Door option please contact Customer Service.

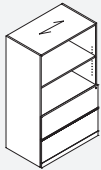
C7 • Open Bookcase with 1 Fixed Shelf and Adj. Shelves



PRODUCT CODE	PRICE	SIZE (INCHES)			WEIGHT LBS	VOL FT3
		H	W	D		
C7D24W36H54	3511	54	36	24	143	27
C7D24W36H48	3125	48	36	24	127	24
C7D24W30H54	2603	54	30	24	120	23
C7D24W30H48	2314	48	30	24	106	21
C7D24W24H54	2085	54	24	24	96	18
C7D24W24H48	1850	48	24	24	85	16
C7D24W18H54	1561	54	18	24	72	13
C7D24W18H48	1439	48	18	24	64	12
C7D22W36H54	3220	54	36	22	132	25
C7D22W36H48	2863	48	36	22	118	22
C7D22W30H54	2387	54	30	22	110	21
C7D22W30H48	2122	48	30	22	98	19
C7D22W24H54	1912	54	24	22	88	17
C7D22W24H48	1695	48	24	22	78	15
C7D22W18H54	1431	54	18	22	67	12
C7D22W18H48	1362	48	18	22	59	11
C7D20W36H54	2928	54	36	20	122	23
C7D20W36H48	2602	48	36	20	108	20
C7D20W30H54	2170	54	30	20	102	19
C7D20W30H48	1927	48	30	20	90	17
C7D20W24H54	1739	54	24	20	81	15
C7D20W24H48	1542	48	24	20	72	13
C7D20W18H54	1343	54	18	20	61	11
C7D20W18H48	1297	48	18	20	54	10

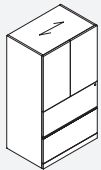
• Storage with 2 Adj. Shelves

C12 • Open Storage Cabinet with Adj. Shelf above 2 Lat. File Drawers



PRODUCT CODE	PRICE	SIZE (INCHES)			WEIGHT LBS	VOL FT3
		H	W	D		
C12D22W36H54	4081	54	35	22	130	24
C12D22W36H48	3630	48	35	22	117	23
C12D22W30H54	3537	54	30	22	112	20
C12D22W30H48	3141	48	30	22	101	19
C12D20W36H54	3913	54	35	20	120	19
C12D20W36H48	3480	48	35	20	107	23
C12D20W30H54	3388	54	30	20	102	21
C12D20W30H48	3010	48	30	20	91	19

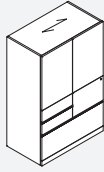
C13 • Storage Cabinet with Doors & Adj. Shelf above 2 Lat. File Drawers



PRODUCT CODE	PRICE	SIZE (INCHES)			WEIGHT LBS	VOL FT3
		H	W	D		
C13D22W36H54	4347	54	35	22	130	24
C13D22W36H48	3864	48	35	22	117	23
C13D22W30H54	3931	54	30	22	112	20
C13D22W30H48	3496	48	30	22	101	19
C13D20W36H54	4165	54	35	20	120	19
C13D20W36H48	3702	48	35	20	107	23
C13D20W30H54	3769	54	30	20	102	21
C13D20W30H48	3352	48	30	20	91	19

• For Aluminum Framed Glass Door option please contact Customer Service.

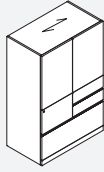
C15-R • Right Storage Cabinet with Doors & Adj. Shelf above Right Combination Storage



PRODUCT CODE	PRICE	SIZE (INCHES)			WEIGHT LBS	VOL FT3
		H	W	D		
C15D24W36H54R	5177	54	35	24	142	24
C15D24W36H48R	4649	48	35	24	127	24
C15D22W36H54R	4747	54	35	22	130	24
C15D22W36H48R	4263	48	35	22	117	24
C15D20W36H54R	4169	54	35	20	120	24
C15D20W36H48R	4101	48	35	20	107	24

- Combination Storage with 1 Lat. File, 2 Boxes Top Left & 1 File Top Right
- For Aluminum Framed Glass Door option please contact Customer Service.

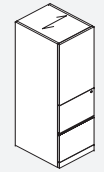
C15-L • Left Storage Cabinet with Doors & Adj. Shelf above Left Combination Storage



PRODUCT CODE	PRICE	SIZE (INCHES)			WEIGHT LBS	VOL FT3
		H	W	D		
C15D24W36H54L	5177	54	35	24	142	24
C15D24W36H48L	4649	48	35	24	127	24
C15D22W36H54L	4747	54	35	22	130	24
C15D22W36H48L	4263	48	35	22	117	24
C15D20W36H54L	4169	54	35	20	120	24
C15D20W36H48L	4101	48	35	20	107	24

- Combination Storage with 1 Lat. File, 1 File Top Left & 2 Boxes Top Right
- For Aluminum Framed Glass Door option please contact Customer Service.

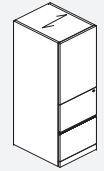
C17-R • Right Storage Cabinet with Door & Adj. Shelf above FF Drawers



PRODUCT CODE	PRICE	SIZE (INCHES)			WEIGHT LBS	VOL FT3
		H	W	D		
C17D24W16H54R	3524	54	15.5	24	120	13
C17D24W16H48R	3135	48	15.5	24	106	13
C17D22W16H54R	3232	54	15.5	22	110	13
C17D22W16H48R	2873	48	15.5	22	97	13
C17D20W16H54R	2939	54	15.5	20	99	13
C17D20W16H48R	2615	48	15.5	20	88	13

- For Aluminum Framed Glass Door option please contact Customer Service.

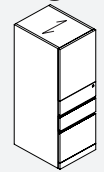
C17-L • Left Storage Cabinet with Door & Adj. Shelf above FF Drawers



PRODUCT CODE	PRICE	SIZE (INCHES)			WEIGHT LBS	VOL FT3
		H	W	D		
C17D24W16H54L	3524	54	15.5	24	120	13
C17D24W16H48L	3135	48	15.5	24	106	13
C17D22W16H54L	3232	54	15.5	22	110	13
C17D22W16H48L	2873	48	15.5	22	97	13
C17D20W16H54L	2939	54	15.5	20	99	13
C17D20W16H48L	2615	48	15.5	20	88	13

- For Aluminum Framed Glass Door option please contact Customer Service.

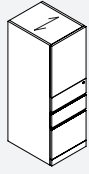
C18-R • Right Storage Cabinet with Door & Adj. Shelf above BBF Drawers



PRODUCT CODE	PRICE	SIZE (INCHES)			WEIGHT LBS	VOL FT3
		H	W	D		
C18D24W16H54R	3524	54	15.5	24	76	10
C18D24W16H48R	3135	48	15.5	24	69	9
C18D22W16H54R	3232	54	15.5	22	71	10
C18D22W16H48R	2873	48	15.5	22	64	9
C18D20W16H54R	2939	54	15.5	20	66	10
C18D20W16H48R	2615	48	15.5	20	59	9

- For Aluminum Framed Glass Door option please contact Customer Service.

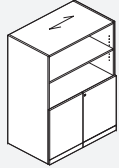
C18-L • Left Storage Cabinet with Door & Adj. Shelf above BBF Drawers



PRODUCT CODE	PRICE	SIZE (INCHES)			WEIGHT LBS	VOL FT3
		H	W	D		
C18D24W16H54L	3524	54	15.5	24	76	10
C18D24W16H48L	3135	48	15.5	24	69	9
C18D22W16H54L	3232	54	15.5	22	71	10
C18D22W16H48L	2873	48	15.5	22	64	9
C18D20W16H54L	2939	54	15.5	20	66	10
C18D20W16H48L	2615	48	15.5	20	59	9

• For Aluminum Framed Glass Door option please contact Customer Service.

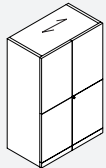
C22 • Open Bookcase with Adj. Shelf above Storage Cabinet with Doors



PRODUCT CODE	PRICE	SIZE (INCHES)			WEIGHT LBS	VOL FT3
		H	W	D		
C22D24W36H54	3293	54	36	24	140	25
C22D24W36H48	2924	48	36	24	127	24
C22D24W30H54	2745	54	30	24	122	21
C22D24W30H48	2440	48	30	24	111	20
C22D22W36H54	3016	54	36	22	130	24
C22D22W36H48	2680	48	36	22	117	23
C22D22W30H54	2517	54	30	22	112	20
C22D22W30H48	2236	48	30	22	101	19
C22D20W36H54	2894	54	36	20	120	24
C22D20W36H48	2573	48	36	20	107	23
C22D20W30H54	2409	54	30	20	102	20
C22D20W30H48	2144	48	30	20	91	19

• For Aluminum Framed Glass Door option please contact Customer Service.

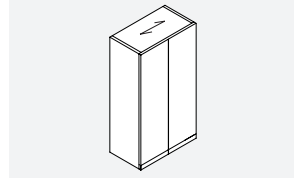
C23 • Closed Storage Cabinet with Upper & Lower Split Doors and Adj. Shelves



PRODUCT CODE	PRICE	SIZE (INCHES)			WEIGHT LBS	VOL FT3
		H	W	D		
C23D24W36H54	3847	54	36	24	140	25
C23D24W36H48	3420	48	36	24	127	24
C23D24W30H54	3771	54	30	24	122	21
C23D24W30H48	3457	48	30	24	111	20
C23D22W36H54	3528	54	36	22	130	24
C23D22W36H48	3137	48	36	22	117	23
C23D22W30H54	3457	54	30	22	112	20
C23D22W30H48	3075	48	30	22	101	19
C23D20W36H54	3205	54	36	20	120	24
C23D20W36H48	2851	48	36	20	107	23
C23D20W30H54	3143	54	30	20	102	20
C23D20W30H48	2793	48	30	20	91	19

• Storage with 1 Fixed Shelf and 2 Adj. Shelves
 • For Aluminum Framed Glass Door option please contact Customer Service.

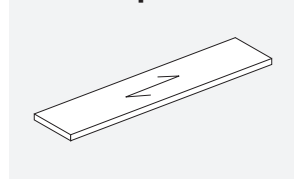
C25 • Cabinet with Doors, Storage with Adj. Shelves on Right & Wardrobe on Left



PRODUCT CODE	PRICE	SIZE (INCHES)			WEIGHT LBS	VOL FT3
		H	W	D		
C25D24W36H54	3871	54	36	24	140	25
C25D24W36H48	3443	48	36	24	127	24
C25D24W30H54	3655	54	30	24	122	21
C25D24W30H48	3379	48	30	24	111	20
C25D22W36H54	3550	54	36	22	130	24
C25D22W36H48	3156	48	36	22	117	23
C25D22W30H54	3484	54	30	22	112	20
C25D22W30H48	3098	48	30	22	101	19
C25D20W36H54	3402	54	36	20	120	24
C25D20W36H48	3025	48	36	20	107	23
C25D20W30H54	3336	54	30	20	102	20
C25D20W30H48	2967	48	30	20	91	19

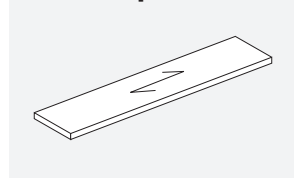
- Storage with 3 Adj. Shelves
- Wardrobe with Coat Rack and Fixed Hat Shelf
- For Aluminum Framed Glass Door option please contact Customer Service.

V-15T • Tops for 15" Deep Bookcases



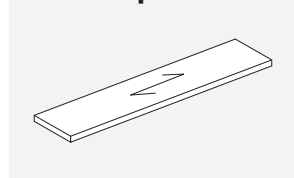
PRODUCT CODE	PRICE		SIZE (INCHES)			WEIGHT LBS	VOL FT3
	V	U	H	W	D		
V3615T	550	524	1.5	36	15	27	1
V3015T	459	438	1.5	30	15	23	1

V-15T • Tops for Hutches



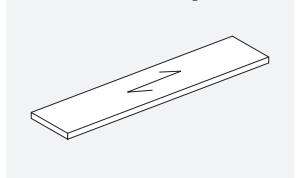
PRODUCT CODE	PRICE		SIZE (INCHES)			WEIGHT LBS	VOL FT3
	V	U	H	W	D		
V10815T	1648	1570	1.5	108	15	140	25
V10215T	1559	1483	1.5	102	15	127	24
V9615T	1467	1396	1.5	96	15	122	21
V9015T	1374	1309	1.5	90	15	111	20
V8415T	1282	1222	1.5	84	15	130	24
V7815T	1189	1134	1.5	78	15	117	23
V7215T	1100	1048	1.5	72	15	112	20
V6615T	1009	959	1.5	66	15	101	19
V6015T	916	871	1.5	60	15	120	24

V-19T • Tops for Wood Front Metal Lateral Files



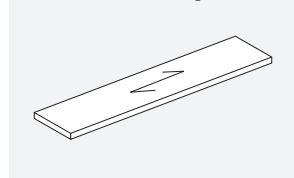
PRODUCT CODE	PRICE		SIZE (INCHES)			WEIGHT LBS	VOL FT3
	V	U	H	W	D		
V9619T	1672	1592	1.5	96	18.5	67	1
V9019T	1569	1494	1.5	90	18.5	63	1
V8419T	1465	1394	1.5	84	18.5	60	1
V7819T	1393	1327	1.5	78	18.5	55	1
V7219T	1253	1196	1.5	72	18.5	51	1
V6619T	1151	1096	1.5	66	18.5	47	1
V6019T	1046	996	1.5	60	18.5	43	1
V4219T	733	699	1.5	42	18.5	31	1
V3619T	693	660	1.5	36	18.5	27	1
V3019T	573	547	1.5	30	18.5	23	1

V-20T • 20" Tops for Modular Storage



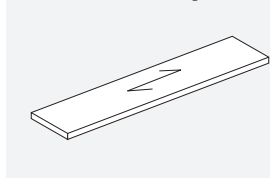
PRODUCT CODE	PRICE		SIZE (INCHES)			WEIGHT LBS	VOL FT3
	V	U	H	W	D		
V12020T	2089	1990	1.5	120	20	90	2
V11820T	2053	1957	1.5	118	20	89	2
V11620T	2021	1925	1.5	116	20	87	2
V11420T	1986	1891	1.5	114	20	86	2
V11220T	1949	1859	1.5	112	20	84	2
V11020T	1916	1824	1.5	110	20	83	2
V10820T	1880	1790	1.5	108	20	81	2
V10620T	1845	1758	1.5	106	20	79	2
V10420T	1813	1725	1.5	104	20	78	2
V10220T	1777	1692	1.5	102	20	77	2
V10020T	1744	1661	1.5	100	20	75	2
V9820T	1706	1625	1.5	98	20	74	2
V9620T	1672	1592	1.5	96	20	72	2
V9420T	1635	1559	1.5	94	20	71	2
V9220T	1603	1526	1.5	92	20	69	2
V9020T	1568	1493	1.5	90	20	68	2
V8820T	1533	1460	1.5	88	20	66	2
V8620T	1498	1428	1.5	86	20	65	2
V8420T	1465	1394	1.5	84	20	63	1
V8220T	1430	1363	1.5	82	20	62	1
V8020T	1394	1328	1.5	80	20	60	1
V7820T	1362	1296	1.5	78	20	59	1
V7620T	1324	1262	1.5	76	20	57	1
V7420T	1288	1227	1.5	74	20	56	1
V7220T	1253	1196	1.5	72	20	54	1
V7020T	1218	1161	1.5	70	20	53	1
V6820T	1185	1128	1.5	68	20	51	1
V6620T	1152	1097	1.5	66	20	50	1
V6420T	1114	1062	1.5	64	20	48	1
V6220T	1080	1029	1.5	62	20	47	1
V6020T	1046	996	1.5	60	20	45	1
V5820T	1011	963	1.5	58	20	44	1
V5620T	977	928	1.5	56	20	42	1
V5420T	942	895	1.5	54	20	41	1
V5220T	906	865	1.5	52	20	39	1
V5020T	870	829	1.5	50	20	38	1
V4820T	837	796	1.5	48	20	36	1
V4220T	807	768	1.5	42	20	32	1
V4020T	768	733	1.5	40	20	30	1
V3820T	730	697	1.5	38	20	29	1
V3620T	693	660	1.5	36	20	27	1
V3520T	692	659	1.5	35	20	27	1
V3420T	649	616	1.5	34	20	26	1
V3220T	612	582	1.5	32	20	24	1
V3020T	573	547	1.5	30	20	23	1
V2420T	550	524	1.5	24	20	18	1
V1820T	413	394	1.5	18	20	14	1
V1620T	369	352	1.5	16	20	12	1
V1220T	276	262	1.5	12	20	9	1

V-22T • 22" Tops for Modular Storage



PRODUCT CODE	PRICE		SIZE (INCHES)			WEIGHT LBS	VOL FT ³
	V	U	H	W	D		
V12022T	2297	2188	1.5	120	22	101	2
V11822T	2261	2152	1.5	118	22	100	2
V11622T	2223	2116	1.5	116	22	97	2
V11422T	2182	2080	1.5	114	22	96	2
V11222T	2145	2043	1.5	112	22	95	2
V11022T	2108	2008	1.5	110	22	92	2
V10822T	2068	1968	1.5	108	22	91	2
V10622T	2028	1933	1.5	106	22	89	2
V10422T	1991	1898	1.5	104	22	87	2
V10222T	1954	1861	1.5	102	22	86	2
V10022T	1918	1827	1.5	100	22	84	2
V9822T	1877	1786	1.5	98	22	83	2
V9622T	1839	1751	1.5	96	22	81	2
V9422T	1800	1717	1.5	94	22	79	2
V9222T	1766	1682	1.5	92	22	77	2
V9022T	1724	1641	1.5	90	22	76	2
V8822T	1685	1606	1.5	88	22	74	2
V8622T	1647	1569	1.5	86	22	73	2
V8422T	1609	1533	1.5	84	22	71	2
V8222T	1571	1496	1.5	82	22	69	2
V8022T	1533	1460	1.5	80	22	67	2
V7822T	1494	1421	1.5	78	22	66	2
V7622T	1458	1387	1.5	76	22	65	2
V7422T	1418	1352	1.5	74	22	63	2
V7222T	1379	1315	1.5	72	22	61	2
V7022T	1341	1278	1.5	70	22	59	2
V6822T	1306	1242	1.5	68	22	57	2
V6622T	1267	1207	1.5	66	22	55	2
V6422T	1225	1168	1.5	64	22	54	1
V6222T	1186	1131	1.5	62	22	52	1
V6022T	1148	1095	1.5	60	22	50	1
V5822T	1111	1057	1.5	58	22	49	1
V5622T	1074	1021	1.5	56	22	47	1
V5422T	1034	985	1.5	54	22	46	1
V5222T	998	952	1.5	52	22	44	1
V5022T	959	914	1.5	50	22	42	1
V4822T	921	877	1.5	48	22	40	1
V4222T	888	846	1.5	42	22	36	1
V4022T	846	805	1.5	40	22	34	1
V3822T	804	766	1.5	38	22	32	1
V3622T	762	725	1.5	36	22	30	1
V3522T	761	724	1.5	35	22	29	1
V3422T	713	679	1.5	34	22	28	1
V3222T	672	640	1.5	32	22	27	1
V3022T	630	600	1.5	30	22	25	1
V2422T	607	576	1.5	24	22	20	1
V1822T	455	435	1.5	18	22	15	1
V1622T	406	386	1.5	16	22	14	1
V1222T	303	289	1.5	12	22	10	1

V-24T • 24" Tops for Modular Storage



PRODUCT CODE	PRICE		SIZE (INCHES)			WEIGHT LBS	VOL FT ³
	V	U	H	W	D		
V12024T	2506	2387	1.5	120	24	115	2
V11824T	2465	2347	1.5	118	24	109	2
V11624T	2432	2316	1.5	116	24	107	2
V11424T	2399	2285	1.5	114	24	105	2
V11224T	2340	2230	1.5	112	24	103	2
V11024T	2300	2191	1.5	110	24	102	2
V10824T	2256	2148	1.5	108	24	100	2
V10624T	2215	2109	1.5	106	24	98	2
V10424T	2174	2070	1.5	104	24	96	2
V10224T	2133	2031	1.5	102	24	94	2
V10024T	2090	1991	1.5	100	24	92	2
V9824T	2046	1948	1.5	98	24	90	2
V9624T	2008	1912	1.5	96	24	88	2
V9424T	1965	1872	1.5	94	24	86	2
V9224T	1924	1833	1.5	92	24	85	2
V9024T	1881	1792	1.5	90	24	83	2
V8824T	1840	1752	1.5	88	24	81	2
V8624T	1796	1712	1.5	86	24	80	2
V8424T	1757	1672	1.5	84	24	78	2
V8224T	1714	1632	1.5	82	24	75	2
V8024T	1672	1592	1.5	80	24	74	2
V7824T	1647	1569	1.5	78	24	72	2
V7624T	1590	1515	1.5	76	24	70	2
V7424T	1549	1476	1.5	74	24	69	2
V7224T	1505	1432	1.5	72	24	66	2
V7024T	1464	1393	1.5	70	24	64	2
V6824T	1420	1354	1.5	68	24	62	2
V6624T	1379	1315	1.5	66	24	61	2
V6424T	1338	1274	1.5	64	24	59	1
V6224T	1299	1235	1.5	62	24	57	1
V6024T	1252	1191	1.5	60	24	55	1
V5824T	1212	1156	1.5	58	24	54	1
V5624T	1170	1114	1.5	56	24	52	1
V5424T	1128	1075	1.5	54	24	50	1
V5224T	1086	1035	1.5	52	24	48	1
V5024T	1047	997	1.5	50	24	46	1
V4824T	1003	955	1.5	48	24	44	1
V4224T	969	923	1.5	42	24	39	1
V4024T	922	878	1.5	40	24	37	1
V3824T	880	839	1.5	38	24	35	1
V3624T	828	790	1.5	36	24	33	1
V3524T	827	789	1.5	35	24	32	1
V3424T	777	740	1.5	34	24	31	1
V3224T	735	700	1.5	32	24	29	1
V3024T	630	600	1.5	30	24	28	1
V2424T	662	630	1.5	24	24	23	1
V1824T	457	436	1.5	18	24	17	1
V1624T	443	420	1.5	16	24	15	1
V1224T	332	316	1.5	12	24	11	1

HUTCHES & WALL MOUNT STORAGE • TECHNICAL INFORMATION

Hutches

- All Hutches are shipped assembled.
- Handles can be specified for hutches with wood doors
- Handles cannot be specified on Aluminum Framed Glass Doors.
- Frosted glass door is standard. White back painted clear glass is available, please contact Customer Service.

Open Shelf Hutch

- Includes 1 Adjustable Shelf.
- No Tackboard is available for use with this Hutch.

Closed Pigeon Hole Storage Hutch

- 42" unit has 21.5" of clearance.

Closed Storage Hutch

- 36" unit has 19.5" of clearance.
- 42" and 54" units have 25.5" of clearance.
- For Lock option see Page L.12

Tasklight

For proper size see section A.20

- If Handle is specified:
 - Black and Brass Handle = Black Lock & Grommet.
 - Silver, Nickel and Tungsten Handle = Tungsten Lock & Grommet.
- If Handle is not specified Routed Pull, Black Lock & Grommet are standard.

HUTCHES & WALL MOUNT STORAGE • GUIDELINES FOR ORDERING PRODUCT

CODES: The price list uses a numbering system with meaningful alphanumeric characters to create a simple-to-understand product number. This makes specifying the product easy and accurate.

SPECIFICATION EXAMPLE OF A HUTCH UNIT

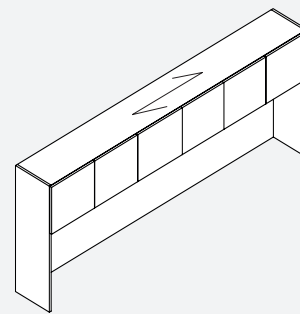
PRODUCT CODE:

C102SH42
 C = "C" Series
 102 = Size: Width
 SH = Hutch with Wood Doors
 42 = Size: Height

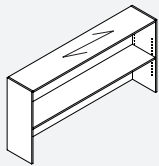
FINISH: Choose Finish

HANDLE: Choose Handle

NOTE: Arrow indicates direction of grain.

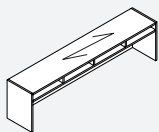


C-CL36 • Open Shelf Hutch



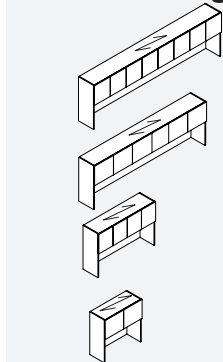
PRODUCT CODE	PRICE	SIZE (INCHES)			WEIGHT LBS	VOL FT3
		H	W	D		
C72CL36	2212	36	72	14	155	23
C66CL36	2050	36	66	14	140	21
C60CL36	1824	36	60	14	130	19
C48CL36	1734	36	48	14	110	15
C42CL36	1573	36	42	14	95	13
C36CL36	1472	36	35	14	80	11
C30CL36	1228	36	30	14	67	9

C-CL19 • Pigeon Hole Hutch



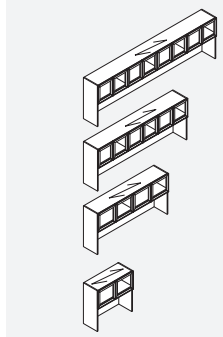
PRODUCT CODE	PRICE	SIZE (INCHES)			WEIGHT LBS	VOL FT3
		H	W	D		
C72CL19	1460	19	72	14	78	12
C66CL19	1337	19	66	14	70	11
C60CL19	1216	19	60	14	65	9
C48CL19	971	19	48	14	55	8
C42CL19	851	19	42	14	48	7
C36CL19	729	19	35	14	40	6
C30CL19	608	19	30	14	34	5

C-SH36 • 36" High Storage Hutch with Wood Doors



PRODUCT CODE	PRICE	SIZE (INCHES)			WEIGHT LBS	VOL FT ³
		H	W	D		
C108SH36	5396	36	108	15	268	34
C102SH36	5093	36	102	15	254	32
C96SH36	4794	36	96	15	241	30
C90SH36	4495	36	90	15	227	28
C84SH36	4197	36	84	15	214	26
C78SH36	3897	36	78	15	200	24
C72SH36	3599	36	72	15	187	23
C66SH36	3462	36	66	15	173	21
C60SH36	3296	36	60	15	160	19
C36SH36	2248	36	35	15	94	11
C30SH36	1968	36	30	15	78	9

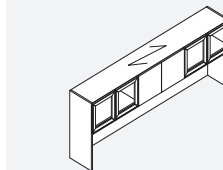
C-SH36G • 36" High Storage Hutch with Glass Doors



PRODUCT CODE	PRICE	SIZE (INCHES)			WEIGHT LBS	VOL FT ³
		H	W	D		
C108SH36G	7850	36	108	15	268	34
C102SH36G	7044	36	102	15	254	32
C96SH36G	6717	36	96	15	241	30
C90SH36G	6388	36	90	15	227	28
C84SH36G	6061	36	84	15	214	26
C78SH36G	5740	36	78	15	200	24
C72SH36G	4916	36	72	15	187	23
C66SH36G	4782	36	66	15	173	21
C60SH36G	4536	36	60	15	160	19
C36SH36G	2902	36	35	15	94	11
C30SH36G	2587	36	30	15	78	9

- Aluminum Framed Glass Doors

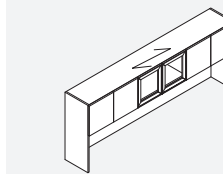
C-SH36GDG • 36" High Storage Hutch with Glass & Wood Doors



PRODUCT CODE	PRICE	SIZE (INCHES)			WEIGHT LBS	VOL FT ³
		H	W	D		
C102SH36GDG	6334	36	102	15	254	32
C96SH36GDG	6035	36	96	15	241	30
C90SH36GDG	5733	36	90	15	227	28
C84SH36GDG	5178	36	84	15	214	26

- Wood Doors at Centre and Aluminum Framed Glass Doors at Ends

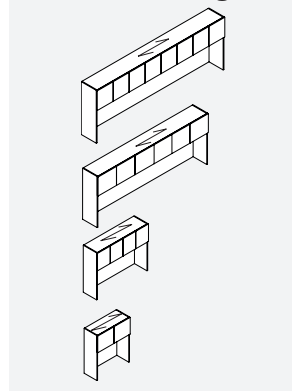
C-SH36DGD • 36" High Storage Hutch with Glass & Wood Doors



PRODUCT CODE	PRICE	SIZE (INCHES)			WEIGHT LBS	VOL FT ³
		H	W	D		
C102SH36DGD	5715	36	102	15	254	32
C96SH36DGD	5257	36	96	15	241	30
C90SH36DGD	5113	36	90	15	227	28
C84SH36DGD	4815	36	84	15	214	26

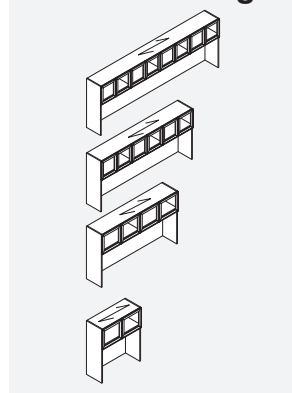
- Aluminum Framed Glass Doors at Centre and Wood Doors at Ends

C-SH42 • 42" High Storage Hutch with Wood Doors



PRODUCT CODE	PRICE	SIZE (INCHES)			WEIGHT LBS	VOL FT3
		H	W	D		
C108SH42	6293	43	108	15	307	39
C102SH42	5941	43	102	15	290	37
C96SH42	5591	43	96	15	273	35
C90SH42	5240	43	90	15	256	33
C84SH42	4896	43	84	15	239	31
C78SH42	4544	43	78	15	222	38
C72SH42	4197	43	72	15	205	26
C66SH42	4041	43	66	15	188	24
C60SH42	3846	43	60	15	171	22
C36SH42	2624	43	35	15	102	13
C30SH42	2296	43	30	15	85	11

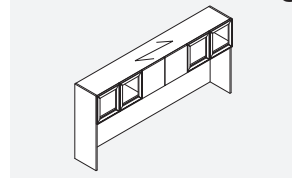
C-SH42G • 42" High Storage Hutch with Glass Doors



PRODUCT CODE	PRICE	SIZE (INCHES)			WEIGHT LBS	VOL FT3
		H	W	D		
C108SH42G	8744	43	108	15	307	39
C102SH42G	7889	43	102	15	290	37
C96SH42G	7514	43	96	15	273	35
C90SH42G	7137	43	90	15	256	33
C84SH42G	6762	43	84	15	239	31
C78SH42G	6387	43	78	15	222	38
C72SH42G	5512	43	72	15	205	26
C66SH42G	5320	43	66	15	188	24
C60SH42G	5128	43	60	15	171	22
C36SH42G	3278	43	35	15	102	13
C30SH42G	2913	43	30	15	85	11

- Aluminum Framed Glass Doors

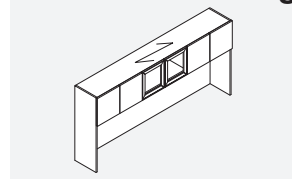
C-SH42GDG • 42" High Storage Hutch with Glass & Wood Doors



PRODUCT CODE	PRICE	SIZE (INCHES)			WEIGHT LBS	VOL FT3
		H	W	D		
C102SH42GDG	8231	43	102	15	290	37
C96SH42GDG	7747	43	96	15	273	35
C90SH42GDG	7262	43	90	15	256	33
C84SH42GDG	6779	43	84	15	239	31

- Wood Doors at Centre and Aluminum Framed Glass Doors at Ends

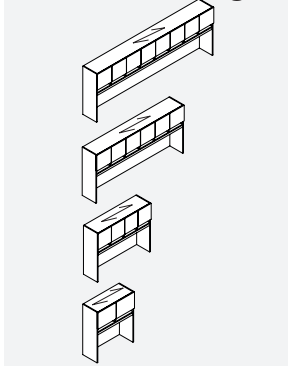
C-SH42DGD • 42" High Storage Hutch with Glass & Wood Doors



PRODUCT CODE	PRICE	SIZE (INCHES)			WEIGHT LBS	VOL FT3
		H	W	D		
C102SH42DGD	6890	43	102	15	290	37
C96SH42DGD	6211	43	96	15	273	35
C90SH42DGD	5862	43	90	15	256	33
C84SH42DGD	5512	43	84	15	239	31

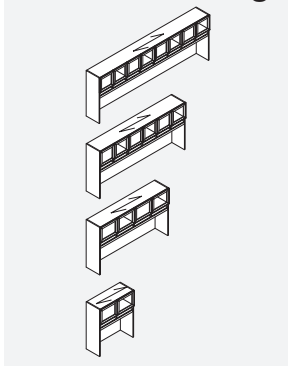
- Aluminum Framed Glass Doors at Centre and Wood Doors at Ends

C-SHP42 • 42” High Storage Hutch with Pigeon-Holes & Wood Doors



PRODUCT CODE	PRICE	SIZE (INCHES)			WEIGHT LBS	VOL FT ³
		H	W	D		
C108SHP42	7552	43	108	15	307	39
C102SHP42	7132	43	102	15	290	37
C96SHP42	6710	43	96	15	273	35
C90SHP42	6293	43	90	15	256	33
C84SHP42	5873	43	84	15	239	31
C78SHP42	5452	43	78	15	222	38
C72SHP42	5030	43	72	15	205	26
C66SHP42	4849	43	66	15	188	24
C60SHP42	4605	43	60	15	171	22
C36SHP42	3147	43	35	15	102	13
C30SHP42	2754	43	30	15	85	11

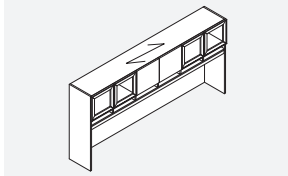
C-SHP42G • 42” High Storage Hutch with Pigeon-Holes & Glass Doors



PRODUCT CODE	PRICE	SIZE (INCHES)			WEIGHT LBS	VOL FT ³
		H	W	D		
C108SHP42G	9945	43	108	15	307	39
C102SHP42G	9032	43	102	15	290	37
C96SHP42G	8605	43	96	15	273	35
C90SHP42G	8735	43	90	15	256	33
C84SHP42G	7682	43	84	15	239	31
C78SHP42G	7245	43	78	15	222	38
C72SHP42G	6315	43	72	15	205	26
C66SHP42G	6106	43	66	15	188	24
C60SHP42G	5821	43	60	15	171	22
C36SHP42G	3782	43	35	15	102	13
C30SHP42G	3377	43	30	15	85	11

- Aluminum Framed Glass Doors

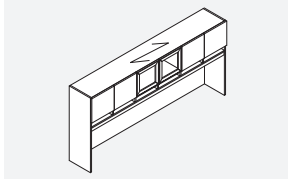
C-SHP42GDG • 42” High Storage Hutch with Pigeon-Hole, Glass & Wood Doors



PRODUCT CODE	PRICE	SIZE (INCHES)			WEIGHT LBS	VOL FT ³
		H	W	D		
C102SHP42GDG	8337	43	102	15	290	37
C96SHP42GDG	7916	43	96	15	273	35
C90SHP42GDG	7498	43	90	15	256	33
C84SHP42GDG	6743	43	84	15	239	31

- Wood Doors at Centre and Aluminum Framed Glass Doors at Ends

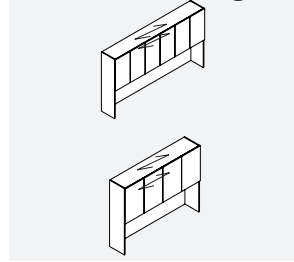
C-SHP42DGD • 42” High Storage Hutch with Pigeon-Holes, Glass & Wood Doors



PRODUCT CODE	PRICE	SIZE (INCHES)			WEIGHT LBS	VOL FT ³
		H	W	D		
C102SHP42DGD	7750	43	102	15	290	37
C96SHP42DGD	6967	43	96	15	273	35
C90SHP42DGD	6642	43	90	15	256	33
C84SHP42DGD	6476	43	84	15	239	31

- Aluminum Framed Glass Doors at Centre and Wood Doors at Ends

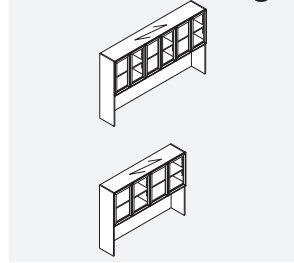
C-2SH54 • 54" High Storage Hutch with Wood Doors



PRODUCT CODE	PRICE	SIZE (INCHES)			WEIGHT LBS	VOL FT3
		H	W	D		
C962SH54	7192	55	96	15	351	45
C902SH54	6743	55	90	15	329	42
C842SH54	6293	55	84	15	307	39
C782SH54	5843	55	78	15	285	37
C722SH54	5394	55	72	15	263	34
C662SH54	5191	55	66	15	241	31
C602SH54	4943	55	60	15	219	28

- With Adj. Shelf

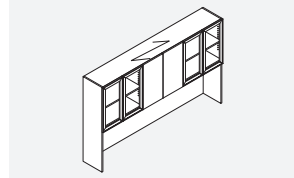
C-2SH54G • 54" High Storage Hutch with Glass Doors



PRODUCT CODE	PRICE	SIZE (INCHES)			WEIGHT LBS	VOL FT3
		H	W	D		
C962SH54G	9596	55	96	15	351	45
C902SH54G	8939	55	90	15	329	42
C842SH54G	8275	55	84	15	307	39
C782SH54G	7612	55	78	15	285	37
C722SH54G	6955	55	72	15	263	34
C662SH54G	6703	55	66	15	241	31
C602SH54G	6408	55	60	15	219	28

- Aluminum Framed Glass Doors
- With Adj. Shelf

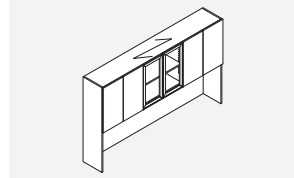
C-2SH54GDG • 54" High Storage Hutch with Glass & Wood Doors



PRODUCT CODE	PRICE	SIZE (INCHES)			WEIGHT LBS	VOL FT3
		H	W	D		
C962SH54GDG	8656	55	96	15	351	45
C902SH54GDG	8207	55	90	15	329	42
C842SH54GDG	7758	55	84	15	307	39

- Wood Doors at Centre and Aluminum Framed Glass Doors at Ends
- With Adj. Shelf

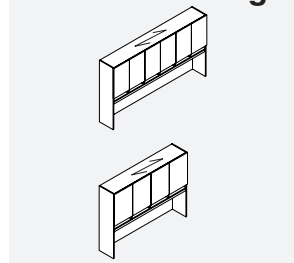
C-2SH54DGD • 54" High Storage Hutch with Glass & Wood Doors



PRODUCT CODE	PRICE	SIZE (INCHES)			WEIGHT LBS	VOL FT3
		H	W	D		
C962SH54DGD	7921	55	96	15	351	45
C902SH54DGD	7475	55	90	15	329	42
C842SH54DGD	7025	55	84	15	307	39

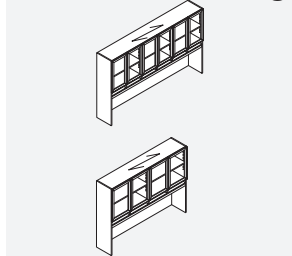
- Aluminum Framed Glass Doors at Centre and Wood Doors at Ends
- With Adj. Shelf

C-2SHP54 • 54" High Storage Hutch with Pigeon-Holes & Wood Doors



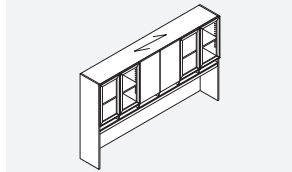
PRODUCT CODE	PRICE	SIZE (INCHES)			WEIGHT LBS	VOL FT3
		H	W	D		
C962SHP54	8631	55	96	15	351	45
C902SHP54	8089	55	90	15	329	42
C842SHP54	7549	55	84	15	307	39
C782SHP54	7010	55	78	15	285	37
C722SHP54	6475	55	72	15	263	34
C662SHP54	6230	55	66	15	241	31
C602SHP54	5937	55	60	15	219	28

- With Adj. Shelf

C-2SHP54G • 54" High Storage Hutch with Pigeon-Holes & Glass Doors

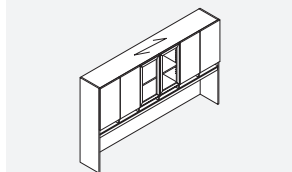
PRODUCT CODE	PRICE	SIZE (INCHES)			WEIGHT LBS	VOL FT ³
		H	W	D		
C962SHP54G	11037	55	96	15	351	45
C902SHP54G	10287	55	90	15	329	42
C842SHP54G	9532	55	84	15	307	39
C782SHP54G	8784	55	78	15	285	37
C722SHP54G	8032	55	72	15	263	34
C662SHP54G	7744	55	66	15	241	31
C602SHP54G	7400	55	60	15	219	28

- Aluminum Framed Glass Door
- With Adj. Shelf

C-2SHP54GDG • 54" High Storage Hutch with Pigeon-Holes, Glass & Wood Doors

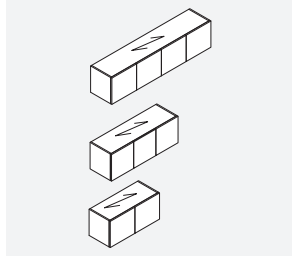
PRODUCT CODE	PRICE	SIZE (INCHES)			WEIGHT LBS	VOL FT ³
		H	W	D		
C962SHP54GDG	10095	55	96	15	351	45
C902SHP54GDG	9552	55	90	15	329	42
C842SHP54GDG	9013	55	84	15	307	39

- Wood Doors at Centre and Aluminum Framed Glass Doors at Ends
- With Adj. Shelf

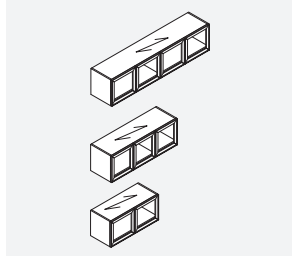
C-2SHP54DGD • 54" High Storage Hutch with Pigeon-Holes, Glass & Wood Doors

PRODUCT CODE	PRICE	SIZE (INCHES)			WEIGHT LBS	VOL FT ³
		H	W	D		
C962SHP54DGD	9364	55	96	15	351	45
C902SHP54DGD	8823	55	90	15	329	42
C842SHP54DGD	8281	55	84	15	307	39

- Aluminum Framed Glass Doors at Centre and Wood Doors at Ends
- With Adj. Shelf

CSF • Wall Mount Storage with Wood Doors

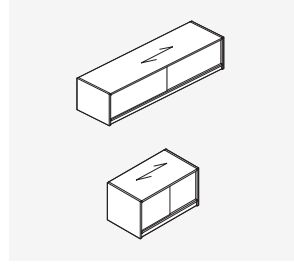
PRODUCT CODE	PRICE	SIZE (INCHES)			WEIGHT LBS	VOL FT ³
		H	W	D		
CSF72	2569	16.5	72	15.5	100	10
CSF66	2357	16.5	66	15.5	83	9
CSF60	2140	16.5	60	15.5	75	8
CSF54	1925	16.5	54	15.5	68	7
CSF48	1713	16.5	48	15.5	60	7
CSF42	1571	16.5	42	15.5	55	6
CSF36	1542	16.5	36	15.5	50	5
CSF30	1516	16.5	30	15.5	45	4

CSF-G • Wall Mount Storage with Glass Doors

PRODUCT CODE	PRICE	SIZE (INCHES)			WEIGHT LBS	VOL FT ³
		H	W	D		
CSF72G	3970	16.5	72	15.5	100	10
CSF66G	3688	16.5	66	15.5	83	9
CSF60G	3457	16.5	60	15.5	75	8
CSF54G	3098	16.5	54	15.5	68	7
CSF48G	2735	16.5	48	15.5	60	7
CSF42G	2428	16.5	42	15.5	55	6
CSF36G	2244	16.5	36	15.5	50	5
CSF30G	2179	16.5	30	15.5	45	4

- Aluminum Framed Glass Doors

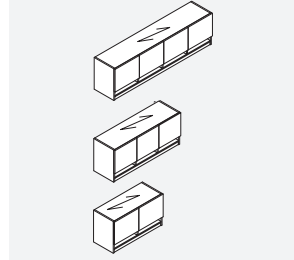
CSF-GSL • Wall Mount Storage with Frameless Sliding Glass Doors



PRODUCT CODE	PRICE	SIZE (INCHES)			WEIGHT LBS	VOL FT3
		H	W	D		
CSF72GSL	3970	16.5	72	16	100	10
CSF66GSL	3688	16.5	66	16	83	9
CSF60GSL	3457	16.5	60	16	75	8
CSF54GSL	3098	16.5	54	16	68	7
CSF48GSL	2735	16.5	48	16	60	7
CSF42GSL	2428	16.5	42	16	55	6
CSF36GSL	2244	16.5	36	16	50	5
CSF30GSL	2179	16.5	30	16	45	4

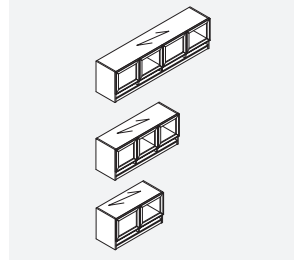
• Glass Doors (inset)

CSFP • Wall Mount Storage with Pigeon-Holes & Wood Doors



PRODUCT CODE	PRICE	SIZE (INCHES)			WEIGHT LBS	VOL FT3
		H	W	D		
CSFP72	3081	20	72	15.5	100	12
CSFP66	2825	20	66	15.5	83	11
CSFP60	2571	20	60	15.5	75	10
CSFP54	2312	20	54	15.5	68	9
CSFP48	2052	20	48	15.5	60	8
CSFP42	1953	20	42	15.5	55	7
CSFP36	1850	20	36	15.5	50	6
CSFP30	1821	20	30	15.5	45	5

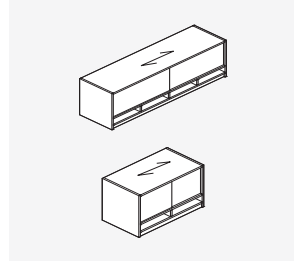
CSFP-G • Wall Mount Storage with Pigeon-Holes & Glass Doors



PRODUCT CODE	PRICE	SIZE (INCHES)			WEIGHT LBS	VOL FT3
		H	W	D		
CSFP72G	4370	20	72	15.5	100	12
CSFP66G	4178	20	66	15.5	83	11
CSFP60G	3849	20	60	15.5	75	10
CSFP54G	3589	20	54	15.5	68	9
CSFP48G	3046	20	48	15.5	60	8
CSFP42G	2653	20	42	15.5	55	7
CSFP36G	2532	20	36	15.5	50	6
CSFP30G	2464	20	30	15.5	45	5

• Aluminum Framed Glass Doors

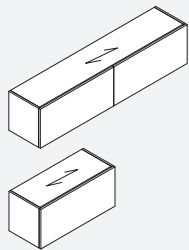
CSFP-GSL • Wall Mount Storage with Pigeon-Holes & Frameless Sliding Glass Doors



PRODUCT CODE	PRICE	SIZE (INCHES)			WEIGHT LBS	VOL FT3
		H	W	D		
CSFP72GSL	4370	20	72	16	100	12
CSFP66GSL	4178	20	66	16	83	11
CSFP60GSL	3849	20	60	16	75	10
CSFP54GSL	3589	20	54	16	68	9
CSFP48GSL	3046	20	48	16	60	8
CSFP42GSL	2653	20	42	16	55	7
CSFP36GSL	2532	20	36	16	50	6
CSFP30GSL	2464	20	30	16	45	5

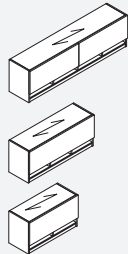
• Glass Doors (inset)

CSFF • Wall Mount Storage with Wood Flipper Doors



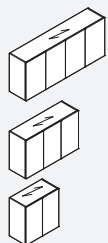
PRODUCT CODE	PRICE	SIZE (INCHES)			WEIGHT LBS	VOL FT ³
		H	W	D		
CSFF72	2781	16.5	72	15.5	100	10
CSFF66	2550	16.5	66	15.5	83	9
CSFF60	2316	16.5	60	15.5	75	8
CSFF54	2086	16.5	54	15.5	68	7
CSFF48	1856	16.5	48	15.5	60	7
CSFF42	1722	16.5	42	15.5	55	6
CSFF36	1690	16.5	36	15.5	50	5
CSFF30	1663	16.5	30	15.5	45	4

CSFFP • Wall Mount Storage with Pigeon-Holes & Wood Flipper Doors



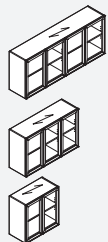
PRODUCT CODE	PRICE	SIZE (INCHES)			WEIGHT LBS	VOL FT ³
		H	W	D		
CSFFP72	3340	20	72	15.5	100	12
CSFFP66	3060	20	66	15.5	83	11
CSFFP60	2783	20	60	15.5	75	10
CSFFP54	2503	20	54	15.5	68	9
CSFFP48	2229	20	48	15.5	60	8
CSFFP42	2065	20	42	15.5	55	7
CSFFP36	2027	20	36	15.5	50	6
CSFFP30	1992	20	30	15.5	45	5

CSF-H30 • Double High Wall Mount Storage with Wood Doors



PRODUCT CODE	PRICE	SIZE (INCHES)			WEIGHT LBS	VOL FT ³
		H	W	D		
CSF72H30	4960	30	72	15.5	140	17
CSF66H30	4552	30	66	15.5	116	15.5
CSF60H30	4131	30	60	15.5	105	14
CSF54H30	3716	30	54	15.5	95	12.5
CSF48H30	3307	30	48	15.5	85	11.5
CSF42H30	3035	30	42	15.5	77	10
CSF36H30	2978	30	36	15.5	70	8.5
CSF30H30	2927	30	30	15.5	63	7

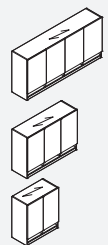
CSF-H30G • Double High Wall Mount Storage with Glass Doors



PRODUCT CODE	PRICE	SIZE (INCHES)			WEIGHT LBS	VOL FT ³
		H	W	D		
CSF72H30G	7215	30	72	15.5	140	17
CSF66H30G	7119	30	66	15.5	116	15.5
CSF60H30G	6677	30	60	15.5	105	14
CSF54H30G	5979	30	54	15.5	95	12.5
CSF48H30G	5281	30	48	15.5	85	11.5
CSF42H30G	4692	30	42	15.5	77	10
CSF36H30G	4334	30	36	15.5	70	8.5
CSF30H30G	4206	30	30	15.5	63	7

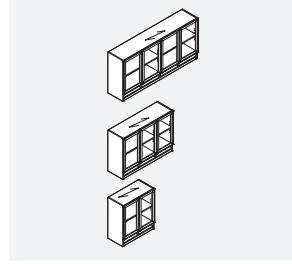
• Aluminum Framed Glass Doors

CSFP-H34 • Double High Wall Mount Storage with Pigeon-Holes



PRODUCT CODE	PRICE	SIZE (INCHES)			WEIGHT LBS	VOL FT ³
		H	W	D		
CSFP72H34	5396	34	72	15.5	140	17
CSFP66H34	4945	34	66	15.5	116	15.5
CSFP60H34	4500	34	60	15.5	105	14
CSFP54H34	4047	34	54	15.5	95	12.5
CSFP48H34	3595	34	48	15.5	85	11.5
CSFP42H34	3417	34	42	15.5	77	10
CSFP36H34	3241	34	36	15.5	70	8.5
CSFP30H34	3187	34	30	15.5	63	7

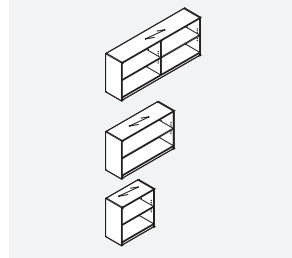
CSFP-H34G • Double High Wall Mount Storage with Glass Doors



PRODUCT CODE	PRICE	SIZE (INCHES)			WEIGHT LBS	VOL FT3
		H	W	D		
CSFP72H34G	7654	34	72	15.5	140	17
CSFP66H34G	7316	34	66	15.5	116	15.5
CSFP60H34G	6739	34	60	15.5	105	14
CSFP54H34G	6285	34	54	15.5	95	12.5
CSFP48H34G	5334	34	48	15.5	85	11.5
CSFP42H34G	4646	34	42	15.5	77	10
CSFP36H34G	4432	34	36	15.5	70	8.5
CSFP30H34G	4314	34	30	15.5	63	7

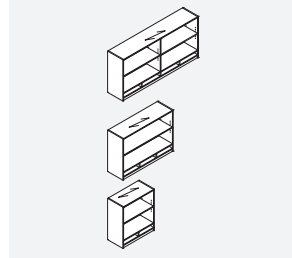
• Aluminum Framed Glass Doors

CSFO-H30 • Double High Open Wall Mount Storage



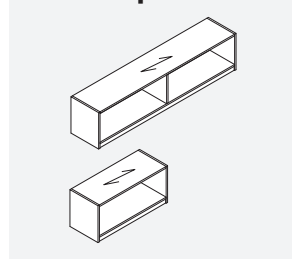
PRODUCT CODE	PRICE	SIZE (INCHES)			WEIGHT LBS	VOL FT3
		H	W	D		
CSFO72H30	4028	30	72	14.5	140	17
CSFO66H30	3699	30	66	14.5	116	15.5
CSFO60H30	3359	30	60	14.5	105	14
CSFO54H30	3027	30	54	14.5	95	12.5
CSFO48H30	2695	30	48	14.5	85	11.5
CSFO42H30	2481	30	42	14.5	77	10
CSFO36H30	2452	30	36	14.5	70	8.5
CSFO30H30	2405	30	30	14.5	63	7

CSFOP-H34 • Double High Open Wall Mount Storage with Pigeon-Holes



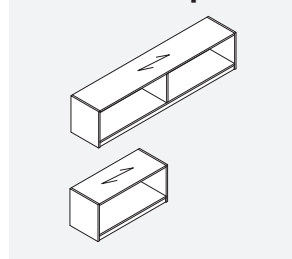
PRODUCT CODE	PRICE	SIZE (INCHES)			WEIGHT LBS	VOL FT3
		H	W	D		
CSFOP72H34	4384	34	72	14.5	140	17
CSFOP66H34	4022	34	66	14.5	116	15.5
CSFOP60H34	3654	34	60	14.5	105	14
CSFOP54H34	3293	34	54	14.5	95	12.5
CSFOP48H34	2922	34	48	14.5	85	11.5
CSFOP42H34	2742	34	42	14.5	77	10
CSFOP36H34	2660	34	36	14.5	70	8.5
CSFOP30H34	2620	34	30	14.5	63	7

CSFO • Open Wall Mount Storage



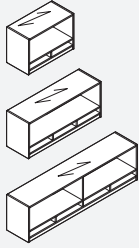
PRODUCT CODE	PRICE	SIZE (INCHES)			WEIGHT LBS	VOL FT3
		H	W	D		
CSFO72	2086	16.5	72	14.5	100	10
CSFO66	1916	16.5	66	14.5	83	9
CSFO60	1739	16.5	60	14.5	75	8
CSFO54	1569	16.5	54	14.5	68	7
CSFO48	1394	16.5	48	14.5	60	7
CSFO42	1285	16.5	42	14.5	55	6
CSFO36	1271	16.5	36	14.5	50	5
CSFO30	1246	16.5	30	14.5	45	4

CSFOD16 • Open Wall Mount Storage



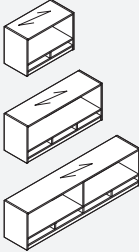
PRODUCT CODE	PRICE	SIZE (INCHES)			WEIGHT LBS	VOL FT3
		H	W	D		
CSFO72D16	2321	16.5	72	16	100	10
CSFO66D16	2155	16.5	66	16	83	9
CSFO60D16	1986	16.5	60	16	75	8
CSFO54D16	1817	16.5	54	16	68	7
CSFO48D16	1649	16.5	48	16	60	7
CSFO42D16	1543	16.5	42	16	55	6
CSFO36D16	1528	16.5	36	16	50	5
CSFO30D16	1505	16.5	30	16	45	4

CSFOP • Open Wall Mount Storage with Pigeon-Holes



PRODUCT CODE	PRICE	SIZE (INCHES)			WEIGHT LBS	VOL FT ³
		H	W	D		
CSFOP72	2505	19.5	72	14.5	100	12
CSFOP66	2297	19.5	66	14.5	83	11
CSFOP60	2088	19.5	60	14.5	75	10
CSFOP54	1880	19.5	54	14.5	68	9
CSFOP48	1669	19.5	48	14.5	60	8
CSFOP42	1568	19.5	42	14.5	55	7
CSFOP36	1520	19.5	36	14.5	50	6
CSFOP30	1496	19.5	30	14.5	45	5

CSFOPD16 • Open Wall Mount Storage with Pigeon-Holes



PRODUCT CODE	PRICE	SIZE (INCHES)			WEIGHT LBS	VOL FT ³
		H	W	D		
CSFOP72D16	2808	19.5	72	16	100	12
CSFOP66D16	2602	19.5	66	16	83	11
CSFOP60D16	2391	19.5	60	16	75	10
CSFOP54D16	2185	19.5	54	16	68	9
CSFOP48D16	1975	19.5	48	16	60	8
CSFOP42D16	1872	19.5	42	16	55	7
CSFOP36D16	1824	19.5	36	16	50	6
CSFOP30D16	1800	19.5	30	16	45	5

FREESTANDING STORAGE • TECHNICAL INFORMATION

Pedestals

- All units are shipped assembled.
- Standard face locking.

Combination Storage

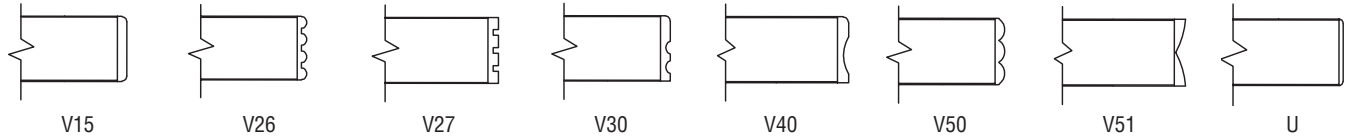
- All units are shipped assembled.
- No modifications accepted for this unit.
- Box drawers do not lock.
- Standard face locking.

Storage Cabinets

- Units include adjustable shelves.

Storage Components

- Units 29" high or higher prefixed with "V" have an edge detail.
- Units 29" high or higher prefixed with "C" do not have a profiled edge.
- If profiled edge is required, please see Page 1.9 to 1.12
- If Handle is specified:
 - Black and Brass Handle = Black Lock & Grommet.
 - Silver, Nickel and Tungsten Handle = Tungsten Lock & Grommet.
- If Handle is not specified Routed Pull, Black Lock & Grommet are standard.



FREESTANDING STORAGE • GUIDELINES FOR ORDERING PRODUCT

CODES: The price list uses a numbering system with meaningful alphanumeric characters to create a simple-to-understand product number. This makes specifying the product easy and accurate.

SPECIFICATION EXAMPLE OF A HUTCH UNIT

PRODUCT CODE:

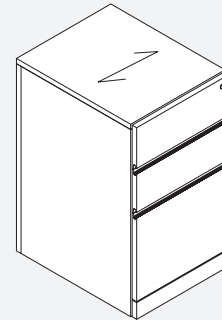
- VWDM
- V = Versailles Series
- W = Modular/Freestanding Unit
- D = Box, Box, File
- M = Mobile

FINISH: Choose Finish

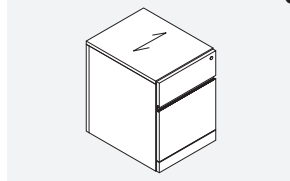
EDGE: Choose Edge

HANDLE: Choose Handle

NOTE: Arrow indicates direction of grain.

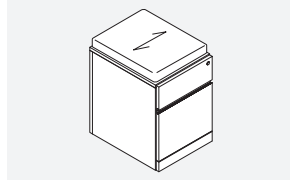


VWBM • Freestanding Mobile BF Pedestal



PRODUCT CODE	PRICE	SIZE (INCHES)			WEIGHT LBS	VOL FT3
		H	W	D		
VWBM	1672	21	15.5	20	70	5
VWWBM	1966	21	15.5	24	70	5

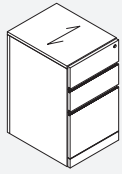
VWBMCU • Freestanding Mobile BF Pedestal with Cushion



PRODUCT CODE	PRICE	SIZE (INCHES)			WEIGHT LBS	VOL FT3
		H	W	D		
VWBMCU	2069	24	15.5	20	70	5
VWWBMCU	2364	24	15.5	24	70	5

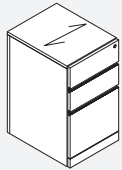
Note: Seating Fabric Grade 2 is standard. Please visit: www.globalfurnituregroup.com
Find your fabric selection under Resources - Fabrics & Finishes

VWDB/WWDB • Freestanding BBF Pedestal



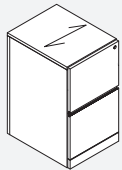
PRODUCT CODE	PRICE	SIZE (INCHES)			WEIGHT LBS	VOL FT3
		H	W	D		
VWDB	1812	27.5	15.5	20	70	5
VWWDB	2083	27.5	15.5	24	75	6

VWDM/WWDM • Freestanding Mobile BBF Pedestal



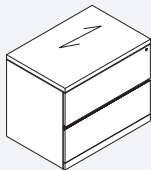
PRODUCT CODE	PRICE	SIZE (INCHES)			WEIGHT LBS	VOL FT3
		H	W	D		
VWDM	1945	27.5	15.5	20	70	5
VWWDM	2239	27.5	15.5	24	75	6

VWEM • Freestanding Mobile FF Pedestal



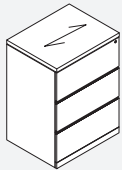
PRODUCT CODE	PRICE	SIZE (INCHES)			WEIGHT LBS	VOL FT3
		H	W	D		
VWEM	2049	27.5	15.5	20	70	5
VWWEM	2343	27.5	15.5	24	70	5

VF/N • Freestanding Lateral File



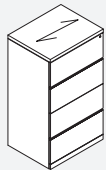
PRODUCT CODE	PRICE		SIZE (INCHES)			WEIGHT LBS	VOL FT3
	V	U	H	W	D		
VF3624	3532	3364	29	35	24	184	15
VF3622	3067	2922	29	30	24	153	12
VF3620	2790	2657	29	35	22	170	13
VN3024	2927	2786	29	30	22	142	11
VN3022	2681	2553	29	35	20	159	12
VN3020	2441	2324	29	30	20	131	10

VF-3/N-3 • Freestanding Lateral File with 3 Drawers



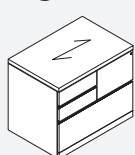
PRODUCT CODE	PRICE		SIZE (INCHES)			WEIGHT LBS	VOL FT3
	V	U	H	W	D		
VF36243	4540	4324	42	35	24	231	21
VF36223	4160	3962	42	30	24	193	18
VF36203	3887	3700	42	35	22	212	19
VN30243	3970	3782	42	30	22	176	16
VN30223	3639	3464	42	35	20	193	18
VN30203	3399	3240	42	30	20	160	15

VF-4/N-4 • Freestanding Lateral File with 4 Drawers



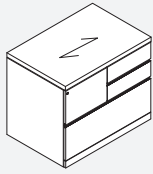
PRODUCT CODE	PRICE		SIZE (INCHES)			WEIGHT LBS	VOL FT3
	V	U	H	W	D		
VF36244	5534	5271	54	35	24	297	27
VF36224	5070	4828	54	30	22	248	23
VF36204	4815	4584	54	35	24	270	25
VN30244	4839	4609	54	30	22	225	21
VN30224	4437	4225	54	35	20	259	23
VN30204	4215	4015	54	30	20	214	19

VZR • Right Combination Storage with 1 Lat. File, 2 Boxes Top Left & 1 File Top Right



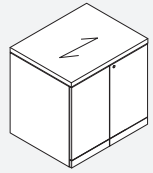
PRODUCT CODE	PRICE		SIZE (INCHES)			WEIGHT LBS	VOL FT3
	V	U	H	W	D		
VZR3624	3625	3454	29	35	24	184	15
VZR3622	3322	3165	29	35	22	170	13
VZR3620	3165	3014	29	35	20	156	13

VZL • Left Combination Storage with 1 Lat. File, 1 File Top Left & 2 Boxes Top Right



PRODUCT CODE	PRICE		SIZE (INCHES)			WEIGHT LBS	VOL FT3
	V	U	H	W	D		
VZL3624	3625	3454	29	35	24	184	15
VZL3622	3322	3165	29	35	22	170	13
VZL3620	3165	3014	29	35	20	156	13

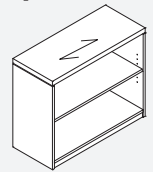
VBD • Freestanding Storage Cabinet with Doors and Adj. Shelf



PRODUCT CODE	PRICE		SIZE (INCHES)			WEIGHT LBS	VOL FT3
	V	U	H	W	D		
VBD3624	2276	2169	29	35	24	152	15
VBD3622	2085	1986	29	30	24	127	12
VBD3620	1989	1893	29	35	22	140	13
VBD3024	1992	1899	29	30	22	117	11
VBD3022	1826	1738	29	35	20	130	13
VBD3020	1734	1653	29	30	20	107	11

- Storage with 1 Adj. Shelf
- For Aluminum Framed Glass Doors please contact customer service

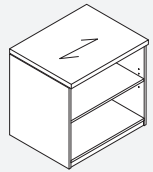
VB • Open Bookcase with Adj. Shelf



PRODUCT CODE	PRICE		SIZE (INCHES)			WEIGHT LBS	VOL FT3
	V	U	H	W	D		
VB43615	1823	1736	48	35	15	140	15
VB23615	1460	1390	29	35	15	90	9
VB43015	1594	1518	48	30	15	140	13
VB23015	1278	1217	29	30	15	90	8

- 48" has 3 Adj. Shelves
- 29" has 1 Adj. Shelf

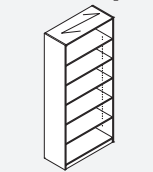
VOB • Freestanding Open Storage Cabinet with Adj. Shelf



PRODUCT CODE	PRICE		SIZE (INCHES)			WEIGHT LBS	VOL FT3
	V	U	H	W	D		
VOB3624	1826	1738	29	35	24	123	15
VOB3622	1674	1596	29	30	24	103	12
VOB3620	1583	1517	29	35	22	115	13
VOB3024	1596	1520	29	30	22	96	11
VOB3022	1462	1392	29	35	20	105	13
VOB3020	1390	1326	29	30	20	86	11

- Storage with 1 Adj. Shelf

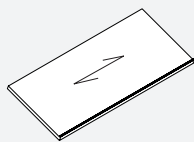
CBx-3x15 • Open Bookcase with Adj. Shelves



PRODUCT CODE	PRICE	SIZE (INCHES)			WEIGHT LBS	VOL FT3
		H	W	D		
CB73615	2749	78	35	15	228	24
CB63615	2538	72	35	15	210	23
CB53615	2336	65	35	15	188	21
CB73015	2405	78	30	15	228	20
CB63015	2220	72	30	15	210	19
CB53015	2046	65	30	15	188	17

- 78" has 6 Adj. Shelves
- 72" has 5 Adj. Shelves
- 65" has 4 Adj. Shelves

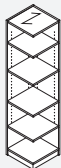
VMAG • Magazine Shelf for use with Open Bookcase



PRODUCT CODE	PRICE	SIZE (INCHES)			WEIGHT LBS	VOL FT3
		H	W	D		
VMAG3624	190	1	35	24	112	10
VMAG3622	174	1	35	22	104	10
VMAG3620	155	1	35	20	92	9
VMAG3615	136	1	35	15	81	8
VMAG3024	157	1	30	24	94	9
VMAG3022	147	1	30	22	87	9
VMAG3020	129	1	30	20	76	8
VMAG3015	112	1	30	15	67	8

• Can be specified for each Shelf in an Open Bookcase

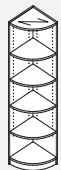
CBxS-1515 • Square Open Bookcase with Adj. Shelves



PRODUCT CODE	PRICE	SIZE (INCHES)			WEIGHT LBS	VOL FT3
		H	W	D		
CB7S1515	2166	78	15	15	95	10
CB6S1515	2000	72	15	15	83	9
CB5S1515	1841	65	15	15	81	9
CB4S1515	1516	48	15	15	59	6
CB2S1515	1216	29	15	15	37	4

- 78" has 6 Adj. Shelves
- 72" has 5 Adj. Shelves
- 65" has 4 Adj. Shelves
- 48" has 3 Adj. Shelves
- 29" has 1 Adj. Shelf

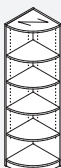
CBxR-1515 • Quarter Round Open Bookcase with Adj. Shelves



PRODUCT CODE	PRICE	SIZE (INCHES)			WEIGHT LBS	VOL FT3
		H	W	D		
CB7R1515	2166	78	15	15	95	10
CB6R1515	2000	72	15	15	83	9
CB5R1515	1841	65	15	15	81	9
CB4R1515	1516	48	15	15	59	6
CB2R1515	1216	29	15	15	37	4

- 78" has 6 Adj. Shelves
- 72" has 5 Adj. Shelves
- 65" has 4 Adj. Shelves
- 48" has 3 Adj. Shelves
- 29" has 1 Adj. Shelf

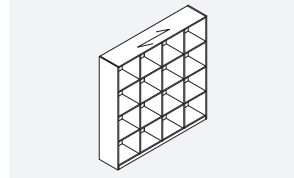
CB7R • Quarter Round Open Bookcase with Adj. Shelves



PRODUCT CODE	PRICE	SIZE (INCHES)			WEIGHT LBS	VOL FT3
		H	W	D		
CB7R2424H84	4063	84	24	24	234	28
CB7R2424H72	3484	72	24	24	204	28
CB7R2424H65	3193	65	24	24	187	22
CB7R2222H84	3726	84	22	22	189	20
CB7R2222H72	3193	72	22	22	171	20
CB7R2222H65	2930	65	22	22	157	18
CB7R2020H84	3549	84	20	20	163	19
CB7R2020H72	3042	72	20	20	142	17
CB7R2020H65	2787	65	20	20	130	15

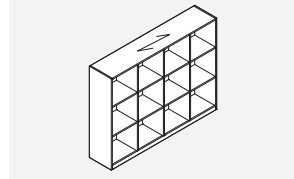
- 84" has 6 Adj. Shelves
- 72" has 5 Adj. Shelves
- 65" has 4 Adj. Shelves

CB7215H72 • 4x4 Cubicle Bookcase with Fixed Shelves



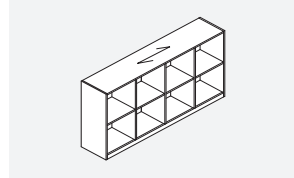
PRODUCT CODE	PRICE	SIZE (INCHES)			WEIGHT LBS	VOL FT3
		H	W	D		
CB7215H72	4531	72	72	15	250	45

CB7215H54 • 3x4 Cubicle Bookcase with Fixed Shelves



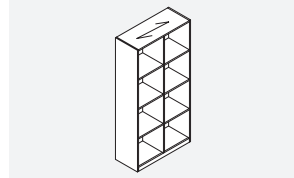
PRODUCT CODE	PRICE	SIZE (INCHES)			WEIGHT LBS	VOL FT3
		H	W	D		
CB7215H54	4216	54	72	15	225	34

CB7215H36 • 2x4 Cubicle Bookcase with Fixed Shelves



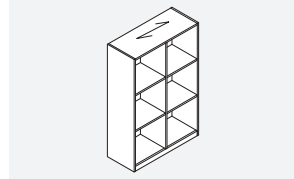
PRODUCT CODE	PRICE	SIZE (INCHES)			WEIGHT LBS	VOL FT3
		H	W	D		
CB7215H36	3334	36	72	15	164	22

CB3615H72 • 4x2 Cubicle Bookcase with Fixed Shelves



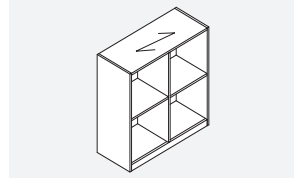
PRODUCT CODE	PRICE	SIZE (INCHES)			WEIGHT LBS	VOL FT3
		H	W	D		
CB3615H72	2290	72	35	15	125	28

CB3615H54 • 3x2 Cubicle Bookcase with Fixed Shelves



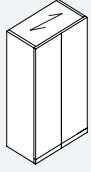
PRODUCT CODE	PRICE	SIZE (INCHES)			WEIGHT LBS	VOL FT3
		H	W	D		
CB3615H54	2109	54	35	15	115	17

CB3615H36 • 2x2 Cubicle Bookcase with Fixed Shelves



PRODUCT CODE	PRICE	SIZE (INCHES)			WEIGHT LBS	VOL FT3
		H	W	D		
CB3615H36	1668	36	36	15	82	11

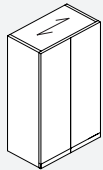
C1 • Storage Cabinet with Wood Doors & Adj. Shelves



PRODUCT CODE	PRICE	SIZE (INCHES)			WEIGHT LBS	VOL FT3
		H	W	D		
C1D24W36H84	5642	84	35	24	356	42
C1D24W36H72	4836	72	35	24	324	36
C1D24W36H65	4432	65	35	24	297	33
C1D24W30H84	4924	84	30	24	296	35
C1D24W30H72	4222	72	30	24	270	30
C1D24W30H65	3879	65	30	24	248	28
C1D24W24H84	4209	84	24	24	238	28
C1D24W24H72	3608	72	24	24	216	24
C1D24W24H65	3328	65	24	24	198	22
C1D22W36H84	5171	84	35	22	304	42
C1D22W36H72	4433	72	35	22	283	33
C1D22W36H65	4062	65	35	22	259	30
C1D22W30H84	4527	84	30	22	304	35
C1D22W30H72	3878	72	30	22	283	28
C1D22W30H65	3559	65	30	22	259	25
C1D22W24H84	3875	84	24	22	320	28
C1D22W24H72	3321	72	24	22	255	24
C1D22W24H65	3054	65	24	22	173	22
C1D20W36H84	4925	84	35	20	297	35
C1D20W36H72	4222	72	35	20	269	30
C1D20W36H65	3870	65	35	20	245	28
C1D20W30H84	4105	84	30	20	257	29
C1D20W30H72	3519	72	30	20	233	25
C1D20W30H65	3225	65	30	20	202	23
C1D20W24H84	3288	84	24	20	198	23
C1D20W24H72	2818	72	24	20	179	20
C1D20W24H65	2580	65	24	20	163	18

- 84" has 5 Adj. Shelves, 72" has 4 Adj. Shelves, 65" has 4 Adj. Shelves
- For Aluminum Framed Glass Door option please contact Customer Service.

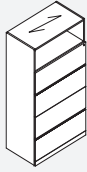
C2 • Wardrobe Cabinet with Doors, Coat Rack and Hat Shelf



PRODUCT CODE	PRICE	SIZE (INCHES)			WEIGHT LBS	VOL FT3
		H	W	D		
C2D24W36H84	4898	84	35	24	356	42
C2D24W36H72	4198	72	35	24	324	36
C2D24W36H65	3847	65	35	24	297	33
C2D24W30H84	4283	84	30	24	296	35
C2D24W30H72	3672	72	30	24	270	30
C2D24W30H65	3366	65	30	24	248	28
C2D24W24H84	3752	84	24	24	238	28
C2D24W24H72	3145	72	24	24	216	24
C2D24W24H65	2884	65	24	24	198	22
C2D22W36H84	4488	84	35	22	307	42
C2D22W36H72	3847	72	35	22	283	33
C2D22W36H65	3528	65	35	22	259	30
C2D22W30H84	3927	84	30	22	260	42
C2D22W30H72	3366	72	30	22	247	33
C2D22W30H65	3087	65	30	22	216	30
C2D22W24H84	3362	84	24	22	242	28
C2D22W24H72	2884	72	24	22	216	24
C2D22W24H65	2642	65	24	22	198	22
C2D20W36H84	4274	84	35	20	297	35
C2D20W36H72	3663	72	35	20	269	30
C2D20W36H65	3356	65	35	20	245	28
C2D20W30H84	3561	84	30	20	257	29
C2D20W30H72	3054	72	30	20	233	25
C2D20W30H65	2800	65	30	20	202	23
C2D20W24H84	2848	84	24	20	198	23
C2D20W24H72	2442	72	24	20	179	20
C2D20W24H65	2237	65	24	20	163	18

- For Aluminum Framed Glass Door option please contact Customer Service.

C4 • Open Shelf Storage above 4 Lat. File Drawers



PRODUCT CODE	PRICE	SIZE (INCHES)			WEIGHT LBS	VOL FT3
		H	W	D		
C4D24W36H84	7509	84	35	24	449	42
C4D24W36H72	6436	72	35	24	432	36
C4D24W36H65	5899	65	35	24	396	33
C4D24W30H84	6571	84	30	24	375	35
C4D24W30H72	5632	72	30	24	360	30
C4D24W30H65	5165	65	30	24	330	28
C4D22W36H84	6881	84	35	22	390	42
C4D22W36H72	5900	72	35	22	360	33
C4D22W36H65	5409	65	35	22	330	30
C4D22W30H84	6023	84	30	22	355	35
C4D22W30H72	5165	72	30	22	315	28
C4D22W30H65	4731	65	30	22	275	25
C4D20W36H84	6557	84	35	20	382	35
C4D20W36H72	5620	72	35	20	346	30
C4D20W36H65	5149	65	35	20	316	28
C4D20W30H84	5464	84	30	20	347	29
C4D20W30H72	4684	72	30	20	301	25
C4D20W30H65	4292	65	30	20	261	23

• 84" has 1 Adj. Shelf

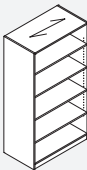
C6 • Storage Cupboard above Lat. File Cabinet with 4 Drawers



PRODUCT CODE	PRICE	SIZE (INCHES)			WEIGHT LBS	VOL FT3
		H	W	D		
C6D24W36H84	8249	84	35	24	448	42
C6D24W36H72	7071	72	35	24	414	36
C6D24W36H65	6485	65	35	24	380	33
C6D24W30H84	7219	84	30	24	374	35
C6D24W30H72	6190	72	30	24	345	30
C6D24W30H65	5671	65	30	24	316	28
C6D22W36H84	7566	84	35	22	395	42
C6D22W36H72	6485	72	35	22	365	33
C6D22W36H65	5941	65	35	22	335	30
C6D22W30H84	6617	84	30	22	361	35
C6D22W30H72	5672	72	30	22	320	28
C6D22W30H65	5215	65	30	22	279	25
C6D20W36H84	7200	84	35	20	382	35
C6D20W36H72	6174	72	35	20	351	30
C6D20W36H65	5658	65	35	20	321	28
C6D20W30H84	5999	84	30	20	351	29
C6D20W30H72	5145	72	30	20	306	25
C6D20W30H65	4720	65	30	20	265	23

• 84" has 1 Adj. Shelf
• For Aluminum Framed Glass Door option please contact Customer Service.

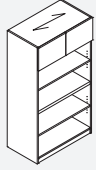
C7 • Open Bookcase with Adj. Shelves



PRODUCT CODE	PRICE	SIZE (INCHES)			WEIGHT LBS	VOL FT3
		H	W	D		
C7D24W36H84	4516	84	35	24	331	43
C7D24W36H72	3870	72	35	24	306	36
C7D24W36H65	3549	65	35	24	281	33
C7D24W30H84	3953	84	30	24	280	36
C7D24W30H72	3388	72	30	24	255	30
C7D24W30H65	3104	65	30	24	234	28
C7D20W36H84	3942	84	35	20	282	35
C7D20W36H72	3380	72	35	20	257	30
C7D20W36H65	3099	65	35	20	234	28
C7D20W30H84	3288	84	30	20	248	29
C7D20W30H72	2818	72	30	20	223	25
C7D20W30H65	2582	65	30	20	193	23

• 84" has 6 Adj. Shelves, 72" has 5 Adj. Shelves, 65" has 4 Adj. Shelves

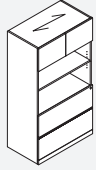
C9 • Storage Cupboard above Open Storage with Fixed Shelf at 29" High and Adj. Shelves



PRODUCT CODE	PRICE	SIZE (INCHES)			WEIGHT LBS	VOL FT3
		H	W	D		
C9D24W36H84	4898	84	35	24	413	42
C9D24W36H72	4198	72	35	24	378	36
C9D24W36H65	3847	65	35	24	347	33
C9D24W30H84	4283	84	30	24	341	33
C9D24W30H72	3672	72	30	24	315	30
C9D24W30H65	3366	65	30	24	289	28
C9D22W36H84	4488	84	35	22	364	36
C9D22W36H72	3847	72	35	22	336	33
C9D22W36H65	3528	65	35	22	308	30
C9D22W30H84	3928	84	30	22	330	31
C9D22W30H72	3366	72	30	22	294	28
C9D22W30H65	3087	65	30	22	257	25
C9D20W36H84	4274	84	35	20	348	33
C9D20W36H72	3663	72	35	20	322	30
C9D20W36H65	3356	65	35	20	294	28
C9D20W30H84	3561	84	30	20	317	28
C9D20W30H72	3054	72	30	20	280	25
C9D20W30H65	2800	65	30	20	243	23

- 84" has 3 Adj. Shelves, 72" has 2 Adj. Shelves, 65" has 2 Adj. Shelves
- For Aluminum Framed Glass Door option please contact Customer Service.

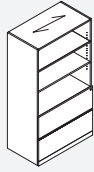
C10 • Storage Cupboard with Adj. Shelf above 2 Lat. File Drawers



PRODUCT CODE	PRICE	SIZE (INCHES)			WEIGHT LBS	VOL FT3
		H	W	D		
C10D24W36H84	6780	84	35	24	413	42
C10D24W36H72	5811	72	35	24	378	36
C10D24W36H65	5332	65	35	24	347	33
C10D24W30H84	5937	84	30	24	341	33
C10D24W30H72	5088	72	30	24	315	30
C10D24W30H65	4663	65	30	24	289	28
C10D22W36H84	6219	84	35	22	364	36
C10D22W36H72	5332	72	35	22	336	33
C10D22W36H65	4881	65	35	22	308	30
C10D22W30H84	5436	84	30	22	330	31
C10D22W30H72	6260	72	30	22	294	28
C10D22W30H65	4275	65	30	22	257	25
C10D20W36H84	5919	84	35	20	348	33
C10D20W36H72	5075	72	35	20	322	30
C10D20W36H65	4654	65	35	20	294	28
C10D20W30H84	4931	84	30	20	317	28
C10D20W30H72	4226	72	30	20	280	25
C10D20W30H65	3876	65	30	20	243	23

- 84" has 2 Adj. Shelves, 72" has 1 Adj. Shelf, 65" has 1 Adj. Shelf
- For Aluminum Framed Glass Door option please contact Customer Service.

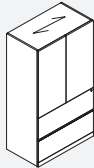
C12 • Open Cabinet with Adj. Shelves above 2 Lat. File Drawers



PRODUCT CODE	PRICE	SIZE (INCHES)			WEIGHT LBS	VOL FT ³
		H	W	D		
C12D24W36H84	6130	84	35	24	413	42
C12D24W36H72	5256	72	35	24	378	36
C12D24W36H65	4816	65	35	24	347	33
C12D24W30H84	5365	84	30	24	341	33
C12D24W30H72	4599	72	30	24	315	30
C12D24W30H65	4215	65	30	24	289	28
C12D22W36H84	5618	84	35	22	364	36
C12D22W36H72	4815	72	35	22	331	33
C12D22W36H65	4414	65	35	22	303	30
C12D22W30H84	4918	84	30	22	330	31
C12D22W30H72	4215	72	30	22	289	28
C12D22W30H65	3862	65	30	22	253	25
C12D20W36H84	5404	84	35	20	348	33
C12D20W36H72	4584	72	35	20	317	30
C12D20W36H65	4202	65	35	20	289	28
C12D20W30H84	4682	84	30	20	317	28
C12D20W30H72	4015	72	30	20	275	25
C12D20W30H65	3506	65	30	20	239	23

• 84" has 3 Adj. Shelves, 72" has 2 Adj. Shelves, 65" has 2 Adj. Shelves

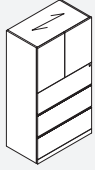
C13 • Storage Cabinet with Doors & Adj. Shelves above 2 Lat. File Drawers



PRODUCT CODE	PRICE	SIZE (INCHES)			WEIGHT LBS	VOL FT ³
		H	W	D		
C13D24W36H84	6986	84	35	24	413	42
C13D24W36H72	5987	72	35	24	378	36
C13D24W36H65	5488	65	35	24	347	33
C13D24W30H84	6111	84	30	24	341	35
C13D24W30H72	5237	72	30	24	315	30
C13D24W30H65	4803	65	30	24	289	28
C13D22W36H84	6399	84	35	22	364	36
C13D22W36H72	5487	72	35	22	341	33
C13D22W36H65	5028	65	35	22	313	30
C13D22W30H84	5600	84	30	22	330	31
C13D22W30H72	4803	72	30	22	299	28
C13D22W30H65	4402	65	30	22	261	25
C13D20W36H84	6096	84	35	20	365	35
C13D20W36H72	5225	72	35	20	327	30
C13D20W36H65	4789	65	35	20	299	28
C13D20W30H84	5564	84	30	20	305	29
C13D20W30H72	4356	72	30	20	285	25
C13D20W30H65	3992	65	30	20	247	23

• 84" has 3 Adj. Shelves, 72" has 2 Adj. Shelves, 65" has 2 Adj. Shelves
 • For Aluminum Framed Glass Door option please contact Customer Service.

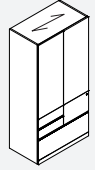
C14 • Storage Cabinet with Doors & Adj. Shelf above 3 Lat. File Drawers



PRODUCT CODE	PRICE	SIZE (INCHES)			WEIGHT LBS	VOL FT3
		H	W	D		
C14D24W36H84	7509	84	35	24	390	42
C14D24W36H72	6436	72	35	24	360	36
C14D24W36H65	5900	65	35	24	330	33
C14D24W30H84	6571	84	30	24	325	35
C14D24W30H72	5632	72	30	24	300	30
C14D24W30H65	5165	65	30	24	275	28
C14D22W36H84	6911	84	35	22	340	42
C14D22W36H72	5900	72	35	22	312	33
C14D22W36H65	5409	65	35	22	286	30
C14D22W30H84	6023	84	30	22	308	35
C14D22W30H72	5165	72	30	22	273	28
C14D22W30H65	4731	65	30	22	238	25
C14D20W36H84	6557	84	35	20	330	35
C14D20W36H72	5620	72	35	20	298	30
C14D20W36H65	5149	65	35	20	272	28
C14D20W30H84	5464	84	30	20	298	29
C14D20W30H72	4684	72	30	20	259	25
C14D20W30H65	4292	65	30	20	224	23

- 84" has 2 Adj. Shelves, 72" has 1 Adj. Shelf, 65" has 1 Adj. Shelf
- For Aluminum Framed Glass Door option, please contact Customer Service.

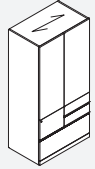
C15-R • Storage Cabinet with Doors & Adj. Shelves above Right Combination Storage



PRODUCT CODE	PRICE	SIZE (INCHES)			WEIGHT LBS	VOL FT3
		H	W	D		
C15D22W36H84R	7010	84	35	22	372	38
C15D22W36H72R	6009	72	35	22	319	33
C15D22W36H65R	5510	65	35	22	292	30
C15D20W36H84R	6162	84	35	20	325	35
C15D20W36H72R	5281	72	35	20	305	30
C15D20W36H65R	4840	65	35	20	278	28

- 84" has 3 Adj. Shelves, 72" has 2 Adj. Shelves, 65" has 2 Adj. Shelves
- For Aluminum Framed Glass Door option please contact Customer Service.

C15-L • Storage Cabinet with Doors & Adj. Shelves above Left Combination Storage



PRODUCT CODE	PRICE	SIZE (INCHES)			WEIGHT LBS	VOL FT3
		H	W	D		
C15D22W36H84L	7010	84	35	22	372	38
C15D22W36H72L	6009	72	35	22	319	33
C15D22W36H65L	5510	65	35	22	292	30
C15D20W36H84L	6162	84	35	20	325	35
C15D20W36H72L	5281	72	35	20	305	30
C15D20W36H65L	4840	65	35	20	278	28

- 84" has 3 Adj. Shelves, 72" has 2 Adj. Shelves, 65" has 2 Adj. Shelves
- For Aluminum Framed Glass Door option please contact Customer Service.

C17-R • Right Storage Cabinet with Door & Adj. Shelves above FF Drawers



PRODUCT CODE	PRICE	SIZE (INCHES)			WEIGHT LBS	VOL FT3
		H	W	D		
C17D22W16H84R	4621	84	15.5	22	116	17
C17D22W16H72R	3853	72	15.5	22	99	15
C17D22W16H65R	3531	65	15.5	22	91	13
C17D20W16H84R	4200	84	15.5	20	105	15
C17D20W16H72R	3501	72	15.5	20	90	13
C17D20W16H65R	3208	65	15.5	20	83	12

- 84" has 3 Adj. Shelves, 72" has 2 Adj. Shelves, 65" has 2 Adj. Shelves
- For Aluminum Framed Glass Door option please contact Customer Service

C17-L • Left Storage Cabinet with Door & Adj. Shelves above FF Drawers



PRODUCT CODE	PRICE	SIZE (INCHES)			WEIGHT LBS	VOL FT3
		H	W	D		
C17D22W16H84L	4621	84	15.5	22	116	17
C17D22W16H72L	3853	72	15.5	22	99	15
C17D22W16H65L	3531	65	15.5	22	91	13
C17D20W16H84L	4200	84	15.5	20	105	15
C17D20W16H72L	3501	72	15.5	20	90	13
C17D20W16H65L	3208	65	15.5	20	83	12

- 84" has 3 Adj. Shelves, 72" has 2 Adj. Shelves, 65" has 2 Adj. Shelves
- For Aluminum Framed Glass Door option please contact Customer Service.

C18-R • Right Storage Cabinet with Door & Adj. Shelves above BBF Drawers



PRODUCT CODE	PRICE	SIZE (INCHES)			WEIGHT LBS	VOL FT3
		H	W	D		
C18D22W16H84R	4621	84	15.5	22	116	17
C18D22W16H72R	3853	72	15.5	22	99	15
C18D22W16H65R	3531	65	15.5	22	91	13
C18D20W16H84R	4200	84	15.5	20	105	15
C18D20W16H72R	3501	72	15.5	20	90	13
C18D20W16H65R	3208	65	15.5	20	83	12

- 84" has 3 Adj. Shelves, 72" has 2 Adj. Shelves, 65" has 2 Adj. Shelves
- For Aluminum Framed Glass Door option please contact Customer Service.

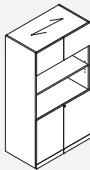
C18-L • Left Storage Cabinet with Door & Adj. Shelves above BBF Drawers



PRODUCT CODE	PRICE	SIZE (INCHES)			WEIGHT LBS	VOL FT3
		H	W	D		
C18D22W16H84L	4621	84	15.5	22	116	17
C18D22W16H72L	3853	72	15.5	22	99	15
C18D22W16H65L	3531	65	15.5	22	91	13
C18D20W16H84L	4200	84	15.5	20	105	15
C18D20W16H72L	3501	72	15.5	20	90	13
C18D20W16H65L	3208	65	15.5	20	83	12

- 84" has 3 Adj. Shelves, 72" has 2 Adj. Shelves, 65" has 2 Adj. Shelves
- For Aluminum Framed Glass Door option please contact Customer Service.

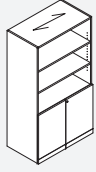
C20 • Storage Cupboard above Storage Cabinet with Adj. Shelves



PRODUCT CODE	PRICE	SIZE (INCHES)			WEIGHT LBS	VOL FT3
		H	W	D		
C20D24W36H84	5647	84	35	24	390	42
C20D24W36H72	4840	72	35	24	360	36
C20D24W36H65	4437	65	35	24	330	33
C20D24W30H84	4940	84	30	24	325	35
C20D24W30H72	4236	72	30	24	300	30
C20D24W30H65	3883	65	30	24	275	28
C20D22W36H84	5178	84	35	22	338	42
C20D22W36H72	4598	72	35	22	312	33
C20D22W36H65	3995	65	35	22	286	30
C20D22W30H84	4528	84	30	22	298	35
C20D22W30H72	3879	72	30	22	273	28
C20D22W30H65	3560	65	30	22	238	25
C20D20W36H84	4926	84	35	20	320	35
C20D20W36H72	4223	72	35	20	298	30
C20D20W36H65	3871	65	35	20	272	28
C20D20W30H84	4106	84	30	20	284	29
C20D20W30H72	3520	72	30	20	259	25
C20D20W30H65	3227	65	30	20	224	23

- 84" has 3 Adj. Shelves, 72" has 2 Adj. Shelves, 65" has 2 Adj. Shelves
- For Aluminum Framed Glass Door option please contact Customer Service.

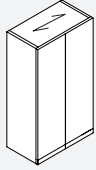
C22 • Open Storage with Adj. Shelves above Storage Cabinet



PRODUCT CODE	PRICE	SIZE (INCHES)			WEIGHT LBS	VOL FT3
		H	W	D		
C22D24W36H84	5144	84	35	24	370	42
C22D24W36H72	4409	72	35	24	342	36
C22D24W36H65	4041	65	35	24	314	33
C22D24W30H84	4500	84	30	24	309	35
C22D24W30H72	3858	72	30	24	285	30
C22D24W30H65	3538	65	30	24	261	28
C22D22W36H84	4719	84	35	22	325	42
C22D22W36H72	4044	72	35	22	300	33
C22D22W36H65	3702	65	35	22	275	30
C22D22W30H84	4123	84	30	22	304	35
C22D22W30H72	3080	72	30	22	279	28
C22D22W30H65	3241	65	30	22	243	25
C22D20W36H84	4488	84	35	20	327	33
C22D20W36H72	3847	72	35	20	305	30
C22D20W36H65	3528	65	35	20	278	28
C22D20W30H84	3743	84	30	20	301	28
C22D20W30H72	3208	72	30	20	265	25
C22D20W30H65	2939	65	30	20	229	23

- 84" has 4 Adj. Shelves, 72" has 3 Adj. Shelves, 65" has 3 Adj. Shelves
- For Aluminum Framed Glass Door option please contact Customer Service.

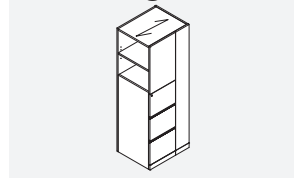
C25 • Cabinet with Doors, Storage with Adj. Shelves on Right & Wardrobe on Left



PRODUCT CODE	PRICE	SIZE (INCHES)			WEIGHT LBS	VOL FT3
		H	W	D		
C25D24W36H84	6331	84	35	24	390	42
C25D24W36H72	5425	72	35	24	360	36
C25D24W36H65	4974	65	35	24	330	33
C25D24W30H84	5536	84	30	24	325	35
C25D24W30H72	4747	72	30	24	300	30
C25D24W30H65	4349	65	30	24	275	28
C25D24W24H84	4740	84	24	24	260	28
C25D24W24H72	4063	72	24	24	240	24
C25D24W24H65	3728	65	24	24	220	22
C25D22W36H84	5803	84	35	22	348	42
C25D22W36H72	4974	72	35	22	319	33
C25D22W36H65	4560	65	35	22	292	30
C25D22W30H84	5075	84	30	22	307	35
C25D22W30H72	4349	72	30	22	279	28
C25D22W30H65	3990	65	30	22	243	25
C25D22W24H84	4349	84	24	22	254	28
C25D22W24H72	3728	72	24	22	213	24
C25D22W24H65	3417	65	24	22	195	22
C25D20W36H84	5522	84	35	20	330	35
C25D20W36H72	4732	72	35	20	305	30
C25D20W36H65	4340	65	35	20	278	28
C25D20W30H84	4605	84	30	20	300	29
C25D20W30H72	3946	72	30	20	265	25
C25D20W30H65	3615	65	30	20	229	23
C25D20W24H84	3687	84	24	20	235	23
C25D20W24H72	3158	72	24	20	203	20
C25D20W24H65	2896	65	24	20	185	18

- 84" has 5 Adj. Shelves, 72" has 4 Adj. Shelves, 65" has 4 Adj. Shelves
- Coat Rack & Hat Shelf on Left
- For Aluminum Framed Glass Door option please contact Customer Service.

C26-R • Right Tower Unit with Wardrobe, 3 File Drawers, Open Storage & Adj. Shelf



PRODUCT CODE	PRICE	SIZE (INCHES)			WEIGHT LBS	VOL FT3
		H	W	D		
C26D24W24H84R	7888	84	24	24	182	26
C26D24W24H72R	6762	72	24	24	168	24
C26D24W24H65R	6202	65	24	24	154	22
C26D22W24H84R	7235	84	24	22	167	24
C26D22W24H72R	6201	72	24	22	154	22
C26D22W24H65R	5684	65	24	22	141	20
C26D20W24H84R	6890	84	24	20	152	22
C26D20W24H72R	5905	72	24	20	140	20
C26D20W24H65R	5414	65	24	20	128	18

- 84" has 2 Adj. Shelves on Left, 72" has 1 Adj. Shelf on Left, 65" has 1 Adj. Shelf on Left
- Wardrobe with Coat Rack on Right
- 3 File Drawers and Storage with Open Bookcase on Left

C26-L • Left Tower Unit with Wardrobe, 3 File Drawers, Open Storage & Adj. Shelf



PRODUCT CODE	PRICE	SIZE (INCHES)			WEIGHT LBS	VOL FT3
		H	W	D		
C26D24W24H84L	7888	84	24	24	196	28
C26D24W24H72L	6762	72	24	24	168	24
C26D24W24H65L	6202	65	24	24	154	22
C26D22W24H84L	7235	84	24	22	180	26
C26D22W24H72L	6201	72	24	22	154	22
C26D22W24H65L	5684	65	24	22	141	20
C26D20W24H84L	6890	84	24	20	163	23
C26D20W24H72L	5905	72	24	20	140	20
C26D20W24H65L	5414	65	24	20	128	18

- 84" has 2 Adj. Shelves on Left, 72" has 1 Adj. Shelf on Left, 65" has 1 Adj. Shelf on Left
- Wardrobe with Coat Rack on Left
- 3 File Drawers and Storage with Open Bookcase on Right

C27-R • Right Tower Unit with Wardrobe, 3 File Drawers & Storage with Adj. Shelf



PRODUCT CODE	PRICE	SIZE (INCHES)			WEIGHT LBS	VOL FT3
		H	W	D		
C27D24W24H84R	7888	84	24	24	182	26
C27D24W24H72R	6762	72	24	24	168	24
C27D24W24H65R	6202	65	24	24	154	22
C27D22W24H84R	7235	84	24	22	167	24
C27D22W24H72R	6201	72	24	22	154	22
C27D22W24H65R	5684	65	24	22	141	20
C27D20W24H84R	6890	84	24	20	152	22
C27D20W24H72R	5905	72	24	20	140	20
C27D20W24H65R	5414	65	24	20	128	18

- 84" has 2 Adj. Shelves on Left, 72" has 1 Adj. Shelf on Left, 65" has 1 Adj. Shelf on Left
- Wardrobe with Coat Rack on Right
- 3 File Drawers and Storage with Door on Left
- For Aluminum Framed Glass Door option on Left please contact Customer Service.

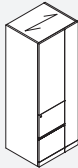
C27-L • Left Tower Unit with Wardrobe, 3 File Drawers & Storage with Adj. Shelf



PRODUCT CODE	PRICE	SIZE (INCHES)			WEIGHT LBS	VOL FT3
		H	W	D		
C27D24W24H84L	7888	84	24	24	182	26
C27D24W24H72L	6762	72	24	24	168	24
C27D24W24H65L	6202	65	24	24	154	22
C27D22W24H84L	7235	84	24	22	167	24
C27D22W24H72L	6201	72	24	22	154	22
C27D22W24H65L	5684	65	24	22	141	20
C27D20W24H84L	6890	84	24	20	152	22
C27D20W24H72L	5905	72	24	20	140	20
C27D20W24H65L	5414	65	24	20	128	18

- 84" has 2 Adj. Shelves on Left, 72" has 1 Adj. Shelf on Left, 65" has 1 Adj. Shelf on Left
- Wardrobe with Coat Rack on Left
- 3 File Drawers and Storage with Door on Right
- For Aluminum Framed Glass Door option on Right please contact Customer Service.

C29-R • Right Tower Unit with Wardrobe, 2 File Drawers & Storage with Adj. Shelves



PRODUCT CODE	PRICE	SIZE (INCHES)			WEIGHT LBS	VOL FT3
		H	W	D		
C29D24W24H84R	7250	84	24	24	182	26
C29D24W24H72R	6124	72	24	24	168	24
C29D24W24H65R	5499	65	24	24	154	22
C29D22W24H84R	6268	84	24	22	167	24
C29D22W24H72R	5282	72	24	22	154	22
C29D22W24H65R	4794	65	24	22	141	20
C29D20W24H84R	5938	84	24	20	152	22
C29D20W24H72R	5004	72	24	20	140	20
C29D20W24H65R	4536	65	24	20	128	18

- 84" has 3 Adj. Shelves on Left, 72" has 2 Adj. Shelves on Left, 65" has 2 Adj. Shelves on Left
- Wardrobe with Coat Rack on Right
- 2 File Drawers and Storage with Door on Left
- For Aluminum Framed Glass Door option on Left please contact Customer Service.

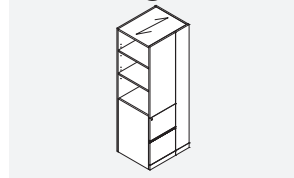
C29-L • Left Tower Unit with Wardrobe, 2 File Drawers & Storage with Adj. Shelves



PRODUCT CODE	PRICE	SIZE (INCHES)			WEIGHT LBS	VOL FT3
		H	W	D		
C29D24W24H84L	7250	84	24	24	182	26
C29D24W24H72L	6124	72	24	24	168	24
C29D24W24H65L	5499	65	24	24	154	22
C29D22W24H84L	6268	84	24	22	167	24
C29D22W24H72L	5282	72	24	22	154	22
C29D22W24H65L	4794	65	24	22	141	20
C29D20W24H84L	5938	84	24	20	152	22
C29D20W24H72L	5004	72	24	20	140	20
C29D20W24H65L	4536	65	24	20	128	18

- 84" has 3 Adj. Shelves on Right, 72" has 2 Adj. Shelves on Right, 65" has 2 Adj. Shelves on Right
- Wardrobe with Coat Rack on Left
- 2 File Drawers and Storage with Door on Right
- For Aluminum Framed Glass Door option on Right please contact Customer Service.

C30-R • Right Tower Unit with Wardrobe, 2 File Drawers, Open Storage & Adj. Shelves



PRODUCT CODE	PRICE	SIZE (INCHES)			WEIGHT LBS	VOL FT3
		H	W	D		
C30D24W24H84R	7250	84	24	24	196	28
C30D24W24H72R	6124	72	24	24	168	24
C30D24W24H65R	5499	65	24	24	154	22
C30D22W24H84R	6268	84	24	22	180	26
C30D22W24H72R	5282	72	24	22	154	22
C30D22W24H65R	4794	65	24	22	141	20
C30D20W24H84R	5938	84	24	20	163	23
C30D20W24H72R	5004	72	24	20	140	20
C30D20W24H65R	4536	65	24	20	128	18

- 84" has 3 Adj. Shelves on Left, 72" has 2 Adj. Shelves on Left, 65" has 2 Adj. Shelves on Left
- Wardrobe with Coat Rack on Right
- 2 File Drawers and Storage with Open Bookcase on Left

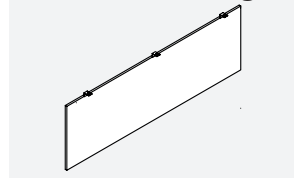
C30-L • Left Tower Unit with Wardrobe, 2 File Drawers, Open Storage & Adj. Shelves



PRODUCT CODE	PRICE	SIZE (INCHES)			WEIGHT LBS	VOL FT3
		H	W	D		
C30D24W24H84L	7250	84	24	24	196	28
C30D24W24H72L	6124	72	24	24	168	24
C30D24W24H65L	5499	65	24	24	154	22
C30D22W24H84L	6268	84	24	22	180	26
C30D22W24H72L	5282	72	24	22	154	22
C30D22W24H65L	4794	65	24	22	141	20
C30D20W24H84L	5938	84	24	20	163	23
C30D20W24H72L	5004	72	24	20	140	20
C30D20W24H65L	4536	65	24	20	128	18

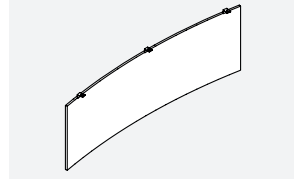
- 84" has 3 Adj. Shelves on Right, 72" has 2 Adj. Shelves on Right, 65" has 2 Adj. Shelves on Right
- Wardrobe with Coat Rack on Left
- 2 File Drawers and Storage with Open Bookcase on Right

CMP • Metal Straight Modesty Panel hanging from Top



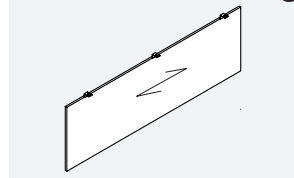
PRODUCT CODE	PRICE	SIZE (INCHES)			WEIGHT LBS	VOL FT3
		H	W	D		
CMP72	1403	18	67		9	1
CMP66	1357	18	61		8	1
CMP60	1337	18	55		8	1
CMP54	1312	18	49		7	1
CMP48	1296	18	43		6	1

CMMP • Metal Curved Modesty Panel hanging from Top



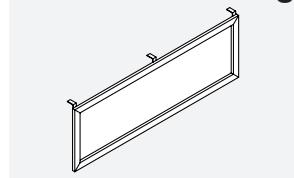
PRODUCT CODE	PRICE	SIZE (INCHES)			WEIGHT LBS	VOL FT3
		H	W	D		
CMMP72	1403	18	67		9	1
CMMP66	1357	18	61		8	1
CMMP60	1337	18	55		8	1
CMMP54	1312	18	49		7	1
CMMP48	1296	18	43		6	1

CMP-W • Wood Straight Modesty Panel hanging from Top



PRODUCT CODE	PRICE	SIZE (INCHES)			WEIGHT LBS	VOL FT3
		H	W	D		
CMP72W	1195	18	67		20	1
CMP66W	1156	18	61		18	1
CMP60W	1137	18	55		16	1
CMP54W	1118	18	49		14	1
CMP48W	1100	18	43		13	1

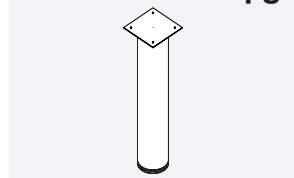
CMP-G • Glass Straight Modesty Panel hanging from Top



PRODUCT CODE	PRICE	SIZE (INCHES)			WEIGHT LBS	VOL FT3
		H	W	D		
CMP72G	2152	18	67		20	1
CMP66G	2033	18	61		18	1
CMP60G	1859	18	55		16	1
CMP54G	1731	18	49		14	1
CMP48G	1653	18	43		13	1

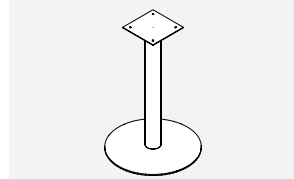
- Aluminum framed glass modesty panel with frosted glass is standard
- For white back painted glass, please contact customer service for pricing

SM • Metal Post Upgrade from SMO3



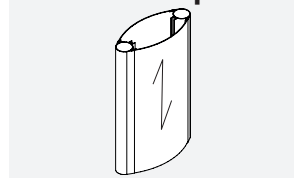
PRODUCT CODE	PRICE	SIZE (INCHES)			WEIGHT LBS	VOL FT3
		H	W	D		
SM06	304	28	6			
SM04	100	28	4			
SM03	0	28	3			

F3 • Metal Flat Plate Base Upgrade from SMO3



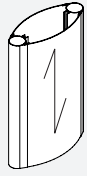
PRODUCT CODE	PRICE	SIZE (INCHES)			WEIGHT LBS	VOL FT3
		H	W	D		
F3P18	1038	28	18			

TE • Wood Elliptical Base with PVC End Caps, Upgrade from SMO3



PRODUCT CODE	PRICE	SIZE (INCHES)			WEIGHT LBS	VOL FT3
		H	W	D		
TE18	837	28	18	5		

TEL • Wood Elliptical Base with Aluminum End Caps, Upgrade from SMS4



PRODUCT CODE	PRICE	SIZE (INCHES)			WEIGHT LBS	VOL FT3
		H	W	D		
TEL18	983	28	18	5	20	2

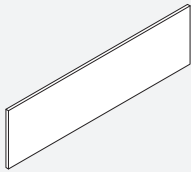
- Anodized Aluminum end caps

SMS4 • 4" Square Leg Upgrade from SMO3



PRODUCT CODE	PRICE	SIZE (INCHES)			WEIGHT LBS	VOL FT3
		H	W	D		
SMS4	100					

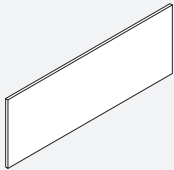
CTS • Tackboard for 36" High Non Pigeon-Hole Hutches



PRODUCT CODE	PRICE	SIZE (INCHES)			WEIGHT LBS	VOL FT3
		H	W	D		
CTS108	1025	20	106.5	1	23	2
CTS102	970	20	100.5	1	19	2
CTS96	911	20	94.5	1	15	1
CTS90	857	20	88.5	1	15	1
CTS84	802	20	82.5	1	14	1
CTS78	740	20	76.5	1	13	1
CTS72	683	20	70.5	1	12	1
CTS66	625	20	64.5	1	11	1
CTS60	571	20	58.5	1	10	1
CTS36	341	20	34.5	1	6	1
CTS30	283	20	28.5	1	4	1

- Factory Installed Hutch Tackboard

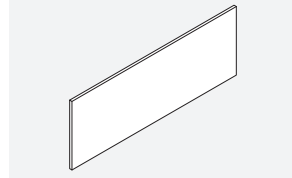
CTSP-H23 • Tackboard for 42" & 54" High Pigeon-Hole Hutches



PRODUCT CODE	PRICE	SIZE (INCHES)			WEIGHT LBS	VOL FT3
		H	W	D		
CTSP108H23	1158	23	106.5	1	30	2
CTSP102H23	1102	23	100.5	1	24	2
CTSP96H23	1031	23	94.5	1	20	2
CTSP90H23	966	23	88.5	1	20	2
CTSP84H23	901	23	82.5	1	18	2
CTSP78H23	838	23	76.5	1	17	2
CTSP72H23	777	23	70.5	1	16	1
CTSP66H23	710	23	64.5	1	14	1
CTSP60H23	647	23	58.5	1	13	1
CTSP36H23	386	23	34.5	1	8	1
CTSP30H23	321	23	28.5	1	5	1

- Factory Installed Hutch Tackboard

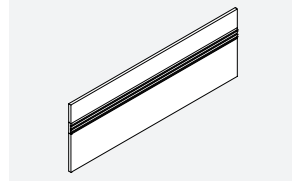
CTS-H26 • Tackboard for 42" & 54" High Non Pigeon-Hole Hutches



PRODUCT CODE	PRICE	SIZE (INCHES)			WEIGHT LBS	VOL FT3
		H	W	D		
CTS108H26	1337	26	106.5	1	30	2
CTS102H26	1261	26	100.5	1	24	2
CTS96H26	1186	26	94.5	1	20	2
CTS90H26	1114	26	88.5	1	20	2
CTS84H26	963	26	82.5	1	18	2
CTS78H26	815	26	76.5	1	17	2
CTS72H26	740	26	70.5	1	16	1
CTS66H26	663	26	64.5	1	14	1
CTS60H26	514	26	58.5	1	13	1
CTS36H26	447	26	34.5	1	8	1
CTS30H26	371	26	28.5	1	5	1

- Factory Installed Hutch Tackboard

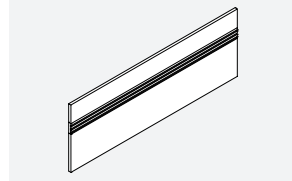
CTSAS • Tackboard with Rail for 36" High Non Pigeon-Hole Hutches



PRODUCT CODE	PRICE	SIZE (INCHES)			WEIGHT LBS	VOL FT3
		H	W	D		
CTSAS108	1816	20	106.5	1	23	2
CTSAS102	1639	20	100.5	1	19	2
CTSAS96	1616	20	94.5	1	15	1
CTSAS90	1517	20	88.5	1	15	1
CTSAS84	1415	20	82.5	1	14	1
CTSAS78	1312	20	76.5	1	13	1
CTSAS72	1211	20	70.5	1	12	1
CTSAS66	1111	20	64.5	1	11	1
CTSAS60	1011	20	58.5	1	10	1
CTSAS36	604	20	34.5	1	6	1
CTSAS30	502	20	28.5	1	4	1

- Factory Installed Hutch Tackboard
- Please specify the Metal Colour: Black (E), Tungsten (K) or Designer White (DWT)

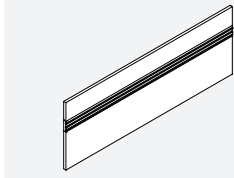
CTSPAS-H23 • Tackboard with Rail for 42" and 54" High Pigeon-Hole Hutches



PRODUCT CODE	PRICE	SIZE (INCHES)			WEIGHT LBS	VOL FT3
		H	W	D		
CTSPAS108H23	1975	23	106.5	1	30	2
CTSPAS102H23	1877	23	100.5	1	24	2
CTSPAS96H23	1759	23	94.5	1	20	2
CTSPAS90H23	1648	23	88.5	1	20	2
CTSPAS84H23	1537	23	82.5	1	18	2
CTSPAS78H23	1429	23	76.5	1	17	2
CTSPAS72H23	1317	23	70.5	1	16	1
CTSPAS66H23	1208	23	64.5	1	14	1
CTSPAS60H23	1099	23	58.5	1	13	1
CTSPAS36H23	660	23	34.5	1	8	1
CTSPAS30H23	551	23	28.5	1	5	1

- Factory Installed Hutch Tackboard
- Please specify the Metal Colour: Black (E), Tungsten (K) or Designer White (DWT)

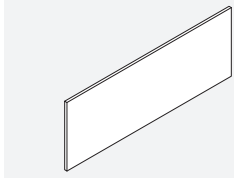
CTSAS-H26 • Tackboard with Rail for 42" & 54" High Non Pigeon-Hole Hutches



PRODUCT CODE	PRICE	SIZE (INCHES)			WEIGHT LBS	VOL FT3
		H	W	D		
CTSAS108H26	2190	26	106.5	1	23	2
CTSAS102H26	2060	26	100.5	1	19	2
CTSAS96H26	1940	26	94.5	1	15	1
CTSAS90H26	1826	26	88.5	1	15	1
CTSAS84H26	1682	26	82.5	1	14	1
CTSAS78H26	1579	26	76.5	1	13	1
CTSAS72H26	1431	26	70.5	1	12	1
CTSAS66H26	1337	26	64.5	1	11	1
CTSAS60H26	1212	26	58.5	1	10	1
CTSAS36H26	726	26	34.5	1	6	1
CTSAS30H26	609	26	28.5	1	4	1

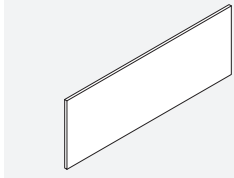
- Factory Installed Hutch Tackboard
- Please specify the Metal Colour: Black (E), Tungsten (K) or Designer White (DWT)

TS • Tackboard for 65" High Non Pigeon-Hole Wall Mount Cabinets



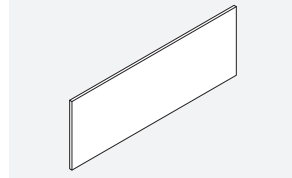
PRODUCT CODE	PRICE	SIZE (INCHES)			WEIGHT LBS	VOL FT3
		H	W	D		
TS120	1311	19.2	120	1	26	2
TS114	1245	19.2	114	1	25	2
TS108	1178	19.2	108	1	23	2
TS102	1114	19.2	102	1	19	2
TS96	1047	19.2	96	1	17	1
TS90	983	19.2	90	1	15	1
TS84	921	19.2	84	1	14	1
TS78	850	19.2	78	1	13	1
TS72	783	19.2	72	1	12	1
TS66	717	19.2	66	1	11	1
TS60	655	19.2	60	1	10	1
TS54	590	19.2	54	1	10	1
TS48	525	19.2	48	1	10	1
TS42	459	19.2	42	1	10	1
TS36	394	19.2	36	1	8	1
TS30	329	19.2	30	1	5	1

TSP-H23 • Tackboard for 72" High Pigeon-Hole Wall Mount Cabinets



PRODUCT CODE	PRICE	SIZE (INCHES)			WEIGHT LBS	VOL FT3
		H	W	D		
TSP120H23	1481	22.3	120	1	34	2
TSP114H23	1408	22.3	114	1	32	2
TSP108H23	1329	22.3	108	1	30	2
TSP102H23	1267	22.3	102	1	24	2
TSP96H23	1184	22.3	96	1	22	2
TSP90H23	1110	22.3	90	1	20	1
TSP84H23	1035	22.3	84	1	18	1
TSP78H23	963	22.3	78	1	17	1
TSP72H23	892	22.3	72	1	16	1
TSP66H23	814	22.3	66	1	14	1
TSP60H23	763	22.3	60	1	13	1
TSP54H23	743	22.3	54	1	13	1
TSP48H23	590	22.3	48	1	13	1
TSP42H23	519	22.3	42	1	13	1
TSP36H23	444	22.3	36	1	8	1
TSP30H23	369	22.3	30	1	5	1

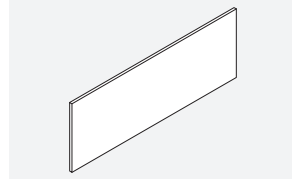
TS-H25.5 • Tackboard for 65" High Non Pigeon-Hole Wall Mount Cabinets



PRODUCT CODE	PRICE	SIZE (INCHES)			WEIGHT LBS	VOL FT3
		H	W	D		
TS120H25.5	1643	25.4	120	1	29	2
TS114H25.5	1561	25.4	114	1	28	2
TS108H25.5	1478	25.4	108	1	27	2
TS102H25.5	1390	25.4	102	1	26	2
TS96H25.5	1311	25.4	96	1	24	2
TS90H25.5	1232	25.4	90	1	20	1
TS84H25.5	1146	25.4	84	1	19	1
TS78H25.5	1063	25.4	78	1	18	1
TS72H25.5	982	25.4	72	1	17	1
TS66H25.5	903	25.4	66	1	16	1
TS60H25.5	818	25.4	60	1	12	1

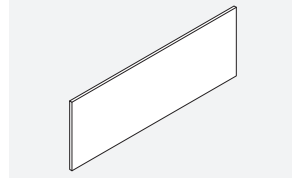
• To be used with 23" High Credenza

TS-H26 • Tackboard for 72" High Non Pigeon-Hole Wall Mount Cabinets



PRODUCT CODE	PRICE	SIZE (INCHES)			WEIGHT LBS	VOL FT3
		H	W	D		
TS120H26	1705	26	120	1	32	2
TS114H26	1619	26	114	1	31	2
TS108H26	1537	26	108	1	30	2
TS102H26	1447	26	102	1	24	2
TS96H26	1365	26	96	1	22	2
TS90H26	1280	26	90	1	20	2
TS84H26	1191	26	84	1	18	2
TS78H26	1106	26	78	1	17	2
TS72H26	1020	26	72	1	16	1
TS66H26	936	26	66	1	14	1
TS60H26	850	26	60	1	13	1
TS54H26	767	26	54	1	13	1
TS48H26	680	26	48	1	13	1
TS42H26	595	26	42	1	13	1
TS36H26	510	26	36	1	8	1
TS30H26	426	26	3	1	5	1

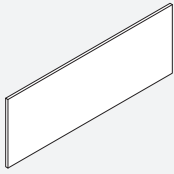
TSP-H29 • Tackboard for 72" High Pigeon-Hole Wall Mount Cabinets



PRODUCT CODE	PRICE	SIZE (INCHES)			WEIGHT LBS	VOL FT3
		H	W	D		
TSP120H29	1904	28.6	120	1	29	2
TSP114H29	1808	28.6	114	1	28	2
TSP108H29	1713	28.6	108	1	27	2
TSP102H29	1610	28.6	102	1	26	2
TSP96H29	1521	28.6	96	1	24	2
TSP90H29	1429	28.6	90	1	20	1
TSP84H29	1330	28.6	84	1	19	1
TSP78H29	1233	28.6	78	1	18	1
TSP72H29	1139	28.6	72	1	17	1
TSP66H29	1047	28.6	66	1	16	1
TSP60H29	949	28.6	60	1	12	1

• To be used with 23" High Credenza

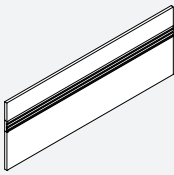
TS-H32 • Tackboard for 72" High Non Pigeon-Hole Wall Mount Cabinets



PRODUCT CODE	PRICE	SIZE (INCHES)			WEIGHT LBS	VOL FT3
		H	W	D		
TS120H32	2101	32.4	120	1	29	2
TS114H32	1995	32.4	114	1	28	2
TS108H32	1891	32.4	108	1	27	2
TS102H32	1778	32.4	102	1	26	2
TS96H32	1681	32.4	96	1	24	2
TS90H32	1577	32.4	90	1	20	1
TS84H32	1467	32.4	84	1	19	1
TS78H32	1362	32.4	78	1	18	1
TS72H32	1254	32.4	72	1	17	1
TS66H32	1153	32.4	66	1	16	1
TS60H32	1047	32.4	60	1	12	1

• To be used with 23" High Credenza

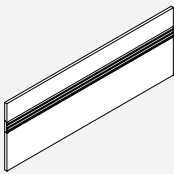
TSAS • Tackboard with Rail for 65" High Non Pigeon-Hole Wall Mount Cabinets



PRODUCT CODE	PRICE	SIZE (INCHES)			WEIGHT LBS	VOL FT3
		H	W	D		
TSAS120	2311	19.2	120	1	26	2
TSAS114	2197	19.2	114	1	25	2
TSAS108	2077	19.2	108	1	23	2
TSAS102	1967	19.2	102	1	19	2
TSAS96	1843	19.2	96	1	15	1
TSAS90	1734	19.2	90	1	15	1
TSAS84	1617	19.2	84	1	14	1
TSAS78	1500	19.2	78	1	13	1
TSAS72	1384	19.2	72	1	12	1
TSAS66	1271	19.2	66	1	11	1
TSAS60	1153	19.2	60	1	10	1
TSAS54	1043	19.2	54	1	10	1
TSAS48	927	19.2	48	1	10	1
TSAS42	809	19.2	42	1	10	1
TSAS36	690	19.2	36	1	6	1
TSAS30	536	19.2	30	1	4	1

• Please specify the Metal Colour: Black (E), Tungsten (K) or Designer White (DWT)

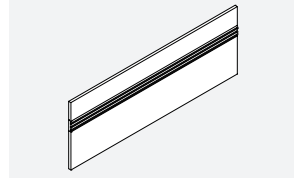
TSPAS-H23 • Tackboard with Rail for 72" High Pigeon-Hole Wall Mount Cabinets



PRODUCT CODE	PRICE	SIZE (INCHES)			WEIGHT LBS	VOL FT3
		H	W	D		
TSPAS120H23	2505	22.3	120	1	33	2
TSPAS114H23	2379	22.3	114	1	32	2
TSPAS108H23	2255	22.3	108	1	30	2
TSPAS102H23	2144	22.3	102	1	24	2
TSPAS96H23	2011	22.3	96	1	20	2
TSPAS90H23	1883	22.3	90	1	20	2
TSPAS84H23	1758	22.3	84	1	18	2
TSPAS78H23	1635	22.3	78	1	17	2
TSPAS72H23	1506	22.3	72	1	16	1
TSPAS66H23	1383	22.3	66	1	14	1
TSPAS60H23	1254	22.3	60	1	13	1
TSPAS54H23	1111	22.3	54	1	13	1
TSPAS48H23	1003	22.3	48	1	13	1
TSPAS42H23	880	22.3	42	1	13	1
TSPAS36H23	756	22.3	36	1	6	1
TSPAS30H23	627	22.3	30	1	4	1

• Please specify the Metal Colour: Black (E), Tungsten (K) or Designer White (DWT)

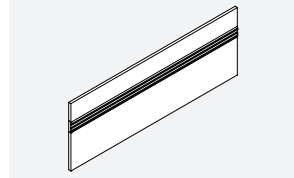
TSAS-H25.5 • Tackboard with Rail for 65" High Non Pigeon-Hole Wall Mount Cabinets



PRODUCT CODE	PRICE	SIZE (INCHES)			WEIGHT LBS	VOL FT3
		H	W	D		
TSAS120H25.5	2771	25.4	120	1	26	2
TSAS114H25.5	2631	25.4	114	1	24	2
TSAS108H25.5	2503	25.4	108	1	23	2
TSAS102H25.5	2357	25.4	102	1	19	2
TSAS96H25.5	2217	25.4	96	1	15	1
TSAS90H25.5	2086	25.4	90	1	15	1
TSAS84H25.5	1922	25.4	84	1	14	1
TSAS78H25.5	1800	25.4	78	1	13	1
TSAS72H25.5	1637	25.4	72	1	12	1
TSAS66H25.5	1528	25.4	66	1	11	1
TSAS60H25.5	1387	25.4	60	1	10	1

- Please specify the Metal Colour: Black (E), Tungsten (K) or Designer White (DWT)
- To be used with 23" High Credenza

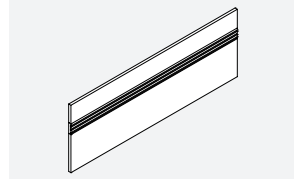
TSAS-H26 • Tackboard with Rail for 72" High Non Pigeon-Hole Wall Mount Cabinets



PRODUCT CODE	PRICE	SIZE (INCHES)			WEIGHT LBS	VOL FT3
		H	W	D		
TSAS120H26	2771	26	120	1	27	2
TSAS114H26	2631	26	114	1	25	2
TSAS108H26	2503	26	108	1	23	2
TSAS102H26	2357	26	102	1	19	2
TSAS96H26	2217	26	96	1	15	1
TSAS90H26	2086	26	90	1	15	1
TSAS84H26	1922	26	84	1	14	1
TSAS78H26	1800	26	78	1	13	1
TSAS72H26	1637	26	72	1	12	1
TSAS66H26	1528	26	66	1	11	1
TSAS60H26	1387	26	60	1	10	1
TSAS54H26	1249	26	54	1	10	1
TSAS48H26	1113	26	48	1	10	1
TSAS42H26	977	26	42	1	10	1
TSAS36H26	832	26	36	1	6	1
TSAS30H26	693	26	30	1	4	1

- Please specify the Metal Colour: Black (E), Tungsten (K) or Designer White (DWT)

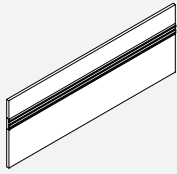
TSPAS-H29 • Tackboard with Rail for 72" High Pigeon-Hole Wall Mount Cabinets



PRODUCT CODE	PRICE	SIZE (INCHES)			WEIGHT LBS	VOL FT3
		H	W	D		
TSPAS120H29	3101	28.6	120	1	32	2
TSPAS114H29	2947	28.6	114	1	30	2
TSPAS108H29	2791	28.6	108	1	28	2
TSPAS102H29	2629	28.6	102	1	27	2
TSPAS96H29	2473	28.6	96	1	25	2
TSPAS90H29	2327	28.6	90	1	21	1
TSPAS84H29	2144	28.6	84	1	20	1
TSPAS78H29	2009	28.6	78	1	19	1
TSPAS72H29	1826	28.6	72	1	18	1
TSPAS66H29	1706	28.6	66	1	17	1
TSPAS60H29	1544	28.6	60	1	14	1

- Please specify the Metal Colour: Black (E), Tungsten (K) or Designer White (DWT)
- To be used with 23" High Credenzas

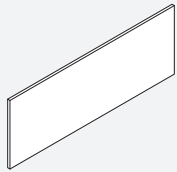
TSAS-H32 • Tackboard with Rail for 72" High Non Pigeon-Hole Wall Mount Cabinets



PRODUCT CODE	PRICE	SIZE (INCHES)			WEIGHT LBS	VOL FT3
		H	W	D		
TSAS120H32	3420	32.4	120	1	30	2
TSAS114H32	3251	32.4	114	1	28	2
TSAS108H32	3079	32.4	108	1	30	2
TSAS102H32	2899	32.4	102	1	28	2
TSAS96H32	2728	32.4	96	1	26	2
TSAS90H32	2567	32.4	90	1	22	1
TSAS84H32	2365	32.4	84	1	21	1
TSAS78H32	2217	32.4	78	1	20	1
TSAS72H32	2013	32.4	72	1	19	1
TSAS66H32	1881	32.4	66	1	18	1
TSAS60H32	1705	32.4	60	1	15	1

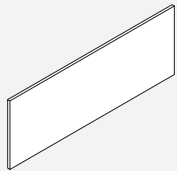
- Please specify the Metal Colour: Black (E), Tungsten (K) or Designer White (DWT)
- To be used with 23" High Credenzas

TSP-H21 • Tackboard for 84" High Double Height Pigeon-Hole Wall Mount Cabinet

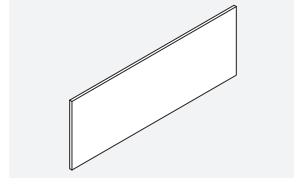


PRODUCT CODE	PRICE	SIZE (INCHES)			WEIGHT LBS	VOL FT3
		H	W	D		
TSP120H21	1376	21	120	1	35	2
TSP114H21	1307	21	114	1	32	2
TSP108H21	1238	21	108	1	30	2
TSP102H21	1170	21	102	1	24	2
TSP96H21	1099	21	96	1	20	2
TSP90H21	1033	21	90	1	20	2
TSP84H21	966	21	84	1	18	2
TSP78H21	892	21	78	1	17	2
TSP72H21	824	21	72	1	16	1
TSP66H21	754	21	66	1	14	1
TSP60H21	689	21	60	1	13	1
TSP54H21	620	21	54	1	13	1
TSP48H21	551	21	48	1	13	1
TSP42H21	483	21	42	1	6	1
TSP36H21	413	21	36	1	4	1
TSP30H21	344	21	30	1	3	1

TS-H25 • Tackboard for 84" High Double Height Non Pigeon-Hole Wall Mount Cabinet

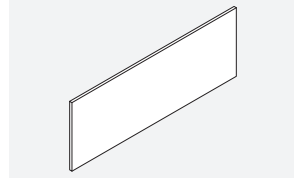


PRODUCT CODE	PRICE	SIZE (INCHES)			WEIGHT LBS	VOL FT3
		H	W	D		
TS120H25	1643	25	120	1	27	2
TS114H25	1561	25	114	1	25	2
TS108H25	1478	25	108	1	23	2
TS102H25	1390	25	102	1	19	2
TS96H25	1311	25	96	1	15	1
TS90H25	1232	25	90	1	15	1
TS84H25	1146	25	84	1	14	1
TS78H25	1063	25	78	1	13	1
TS72H25	982	25	72	1	12	1
TS66H25	903	25	66	1	11	1
TS60H25	818	25	60	1	10	1
TS54H25	738	25	54	1	10	1
TS48H25	653	25	48	1	10	1
TS42H25	573	25	42	1	10	1
TS36H25	492	25	36	1	6	1
TS30H25	409	25	30	1	4	1

TSP-H27 • Tackboard with Rail for 84" High Double Height Pigeon-Hole Wall Mount Cabinet

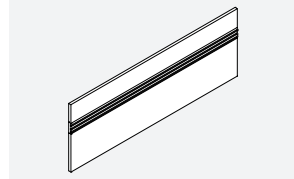
PRODUCT CODE	PRICE	SIZE (INCHES)			WEIGHT LBS	VOL FT3
		H	W	D		
TSP120H27	1770	27	120	1	32	2
TSP114H27	1682	27	114	1	30	2
TSP108H27	1597	27	108	1	28	2
TSP102H27	1503	27	102	1	27	2
TSP96H27	1418	27	96	1	25	2
TSP90H27	1329	27	90	1	21	1
TSP84H27	1238	27	84	1	20	1
TSP78H27	1148	27	78	1	19	1
TSP72H27	1058	27	72	1	18	1
TSP66H27	972	27	66	1	17	1
TSP60H27	883	27	60	1	14	1

- Please specify the Metal Colour: Black (E), Tungsten (K) or Designer White (DWT)
- To be used with 23" High Credenza

TS-H31 • Tackboard with Rail for 84" High Double Height Non Pigeon-Hole Wall Mount Cabinet

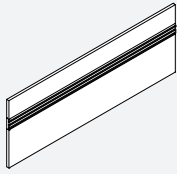
PRODUCT CODE	PRICE	SIZE (INCHES)			WEIGHT LBS	VOL FT3
		H	W	D		
TS120H31	2037	31	120	1	30	2
TS114H31	1935	31	114	1	28	2
TS108H31	1833	31	108	1	30	2
TS102H31	1723	31	102	1	28	2
TS96H31	1628	31	96	1	26	2
TS90H31	1526	31	90	1	22	1
TS84H31	1420	31	84	1	21	1
TS78H31	1317	31	78	1	20	1
TS72H31	1216	31	72	1	19	1
TS66H31	1119	31	66	1	18	1
TS60H31	1015	31	60	1	15	1

- Please specify the Metal Colour: Black (E), Tungsten (K) or Designer White (DWT)
- To be used with 23" High Credenza

TSPAS-H21 • Tackboard with Rail for 84" High Double Height Pigeon-Hole Wall Mount Cabinet

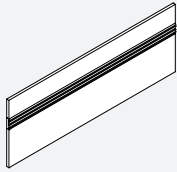
PRODUCT CODE	PRICE	SIZE (INCHES)			WEIGHT LBS	VOL FT3
		H	W	D		
TSPAS120H21	2423	21	120	1	33	2
TSPAS114H21	2301	21	114	1	32	2
TSPAS108H21	2180	21	108	1	30	2
TSPAS102H21	2067	21	102	1	24	2
TSPAS96H21	1936	21	96	1	20	2
TSPAS90H21	1822	21	90	1	20	2
TSPAS84H21	1696	21	84	1	18	2
TSAPS78H21	1577	21	78	1	17	2
TSAPS72H21	1453	21	72	1	16	1
TSAPS66H21	1334	21	66	1	14	1
TSAPS60H21	1211	21	60	1	13	1
TSAPS54H21	1095	21	54	1	13	1
TSAPS48H21	972	21	48	1	13	1
TSAPS42H21	849	21	42	1	13	1
TSAPS36H21	724	21	36	1	6	1
TSAPS30H21	562	21	30	1	4	1

- Please specify the Metal Colour: Black (E), Tungsten (K) or Designer White (DWT)

TSAS-H25 • Tackboard with Rail for 84" High Double Height Non Pigeon-Hole Wall Mount Cabinet

PRODUCT CODE	PRICE	SIZE (INCHES)			WEIGHT	VOL
		H	W	D	LBS	FT3
TSAS120H25	2771	25	120	1	27	2
TSAS114H25	2631	25	114	1	25	2
TSAS108H25	2503	25	108	1	23	2
TSAS102H25	2357	25	102	1	19	2
TSAS96H25	2217	25	96	1	15	1
TSAS90H25	2086	25	90	1	15	1
TSAS84H25	1922	25	84	1	14	1
TSAS78H25	1800	25	78	1	13	1
TSAS72H25	1637	25	72	1	12	1
TSAS66H25	1528	25	66	1	11	1
TSAS60H25	1387	25	60	1	10	1
TSAS54H25	1249	25	54	1	10	1
TSAS48H25	1113	25	48	1	10	1
TSAS42H25	977	25	42	1	10	1
TSAS36H25	832	25	36	1	6	1
TSAS30H25	693	25	30	1	4	1

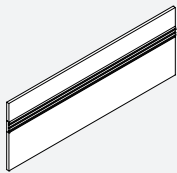
• Please specify the Metal Colour: Black (E), Tungsten (K) or Designer White (DWT)

TSPAS-H27 • Tackboard with Rail for 84" High Double Height Pigeon-Hole Wall Mount Cabinet

PRODUCT CODE	PRICE	SIZE (INCHES)			WEIGHT	VOL
		H	W	D	LBS	FT3
TSPAS120H27	2978	27	120	1	29	2
TSPAS114H27	2830	27	114	1	28	2
TSPAS108H27	2681	27	108	1	27	2
TSPAS102H27	2532	27	102	1	26	2
TSPAS96H27	2377	27	96	1	24	2
TSPAS90H27	2230	27	90	1	20	1
TSPAS84H27	2080	27	84	1	19	1
TSPAS78H27	1933	27	78	1	18	1
TSPAS72H27	1784	27	72	1	17	1
TSPAS66H27	1635	27	66	1	16	1
TSPAS60H27	1485	27	60	1	12	1

• Please specify the Metal Colour: Black (E), Tungsten (K) or Designer White (DWT)

• To be used with 23" High Credenza

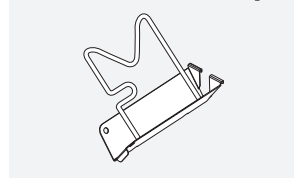
TSAS-H31 • Tackboard with Rail for 84" High Double Height Non Pigeon-Hole Wall Mount Cabinet

PRODUCT CODE	PRICE	SIZE (INCHES)			WEIGHT	VOL
		H	W	D	LBS	FT3
TSAS120H31	3420	31	120	1	30	2
TSAS114H31	3251	31	114	1	28	2
TSAS108H31	3079	31	108	1	30	2
TSAS102H31	2899	31	102	1	28	2
TSAS96H31	2728	31	96	1	26	2
TSAS90H31	2567	31	90	1	22	1
TSAS84H31	2365	31	84	1	21	1
TSAS78H31	2217	31	78	1	20	1
TSAS72H31	2013	31	72	1	19	1
TSAS66H31	1888	31	66	1	18	1
TSAS60H31	1705	31	60	1	15	1

• Please specify the Metal Colour: Black (E), Tungsten (K) or Designer White (DWT)

• To be used with 23" High Credenza

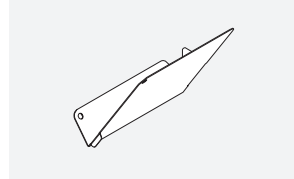
BAFS01 • Metal Flip Sorter - Accessory Rail mounted



PRODUCT CODE	PRICE	SIZE (INCHES)			WEIGHT LBS	VOL FT3
		H	W	D		
BAFS01	41	9.25	2.75	9.25	0.6	0.14

- Please specify the Metal Color: Black (E), Tungsten (K) or Designer White (DWT)
- Rail mounted Metal Flip Sorter comes with nickel plated wire

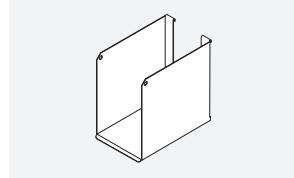
BASS01 • Metal Slant Sorter - Accessory Rail mounted



PRODUCT CODE	PRICE	SIZE (INCHES)			WEIGHT LBS	VOL FT3
		H	W	D		
BASS01R	35	9.5	5	10.25	1	0.28
BASS01L	35	9.5	5	10.25	1	0.28

- Please specify the Metal Color: Black (E), Tungsten (K) or Designer White (DWT)

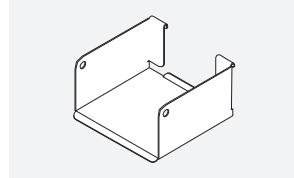
BABB01 • Metal Binder Bin - Accessory Rail mounted



PRODUCT CODE	PRICE	SIZE (INCHES)			WEIGHT LBS	VOL FT3
		H	W	D		
BABB01	56	9	4	10.25	1.85	0.21

- Please specify the Metal Color: Black (E), Tungsten (K) or Designer White (DWT)

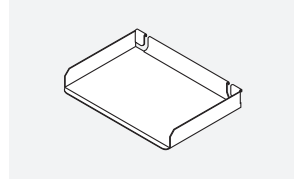
BAMB01 • Metal Media Bin - Accessory Rail mounted



PRODUCT CODE	PRICE	SIZE (INCHES)			WEIGHT LBS	VOL FT3
		H	W	D		
BAMB01	43	3	5.75	5.25	0.8	0.05

- Please specify the Metal Color: Black (E), Tungsten (K) or Designer White (DWT)

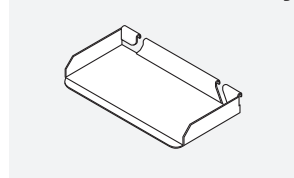
BALT01 • Metal Letter Tray - Accessory Rail mounted



PRODUCT CODE	PRICE	SIZE (INCHES)			WEIGHT LBS	VOL FT3
		H	W	D		
BALT01	43	2	13.5	9.25	0.5	0.15
BALT01LGL	56					

- Please specify the Metal Color: Black (E), Tungsten (K) or Designer White (DWT)

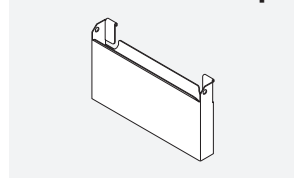
BAUT01 • Metal Utility Tray - Accessory Rail mounted



PRODUCT CODE	PRICE	SIZE (INCHES)			WEIGHT LBS	VOL FT3
		H	W	D		
BAUT01	30	1	8.5	3.75	0.5	0.02

- Please specify the Metal Color: Black (E), Tungsten (K) or Designer White (DWT)

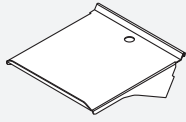
BAPP01 • Metal Paper Pocket - Accessory Rail mounted



PRODUCT CODE	PRICE	SIZE (INCHES)			WEIGHT LBS	VOL FT3
		H	W	D		
BAPP01	72	9	16	2.75	2	0.25

- Please specify the Metal Color: Black (E), Tungsten (K) or Designer White (DWT)

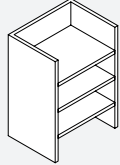
BATH01 • Telephone Holder - Accessory Rail mounted



PRODUCT CODE	PRICE	SIZE (INCHES)			WEIGHT LBS	VOL FT3
		H	W	D		
BATH01	68	2	9	10	2	0.26

• Please specify the Metal Color: Black (E), Tungsten (K) or Designer White (DWT)

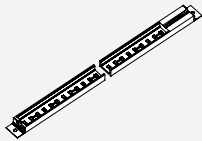
CPH-H16 • Paper Organizer, Legal & Letter Format



PRODUCT CODE	PRICE	SIZE (INCHES)			WEIGHT LBS	VOL FT3
		H	W	D		
CPH161226	814	27	16	12	20	3
CPH161223	689	23	16	12	18	3
CPH161219	523	20	16	12	15	2
CPH131226	660	27	13	12	16	2
CPH131223	560	23	13	12	15	2
CPH131219	424	20	13	12	12	2

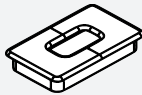
• Please specify the Metal Color: Black (E), Tungsten (K) or Designer White (DWT)

LED • LED Light



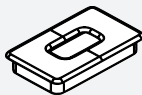
PRODUCT CODE	PRICE	SIZE (INCHES)			WEIGHT LBS	VOL FT3
		H	W	D		
FLED48	627	1	48	1	1	1
FLED36	509	1	36	1	1	1
FLED24	383	1	24	1	1	1

GM5 • Rectangular Grommet - Metal



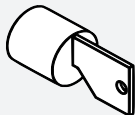
PRODUCT CODE	PRICE	SIZE (INCHES)			WEIGHT LBS	VOL FT3
		H	W	D		
GM5E (Black)	85		3.5	2		
GM5K (Tungsten)	85		3.5	2		

GM5P • Rectangular Grommet - Plastic



PRODUCT CODE	PRICE	SIZE (INCHES)			WEIGHT LBS	VOL FT3
		H	W	D		
GM5EP (Black)	48		3.5	2		
GM5KP (Tungsten)	48		3.5	2		

LO • Lock Assembly



PRODUCT CODE	PRICE	SIZE (INCHES)			WEIGHT LBS	VOL FT3
		H	W	D		
LO (Black)	110		3.5	2		
LO/C (Tungsten)	110		3.5	2		

Corby Price List

Effective June 2024 Canada
















General Information

A

Where to Order / How to Order **A.8**
 Series Details **A.9**
 General Installation / Maintenance **A.16**
 Limited Lifetime Warranty **A.17**
 Finish Options **A.18**
 Handle and Edge Options **A.18**
 Key Alike Form **A.19**

Tables

B

-  AR • Peninsula Table
B.1
-  ART • Freestanding Work Table
B.1
-  ARTC • Freestanding Collaboration Table
B.1
-  ARC • Collaboration Media Table
B.2
-  ACSFO-GM • Wall Mount Media Storage
B.2
-  ACSFO • Wall Mount Open Storage
B.2
-  ASPBOX • Riser Box
B.2
-  FRC • Foot Rest Cover (Sets)
B.2
-  ACMP • 22”H Hanging wood modesty panel
B.2
-  CMP • 15”H Hanging wood modesty panel
B.2
-  ACT • 13”H Square Occasional Table
B.3
-  ACT • 17”H Square Occasional Table
B.3
-  ACT • 13”H Rectangular Occasional Table
B.3



ACT • 17”H Rectangular Occasional Table
B.3



ACTRO-H13 • 13”H Round Occasional Table
B.4



ACTRO-H17 • 17”H Round Occasional Table
B.4



ARO-H29 • 29”H Round Table
B.4

Returns

C



AERL-24CG • Executive Return Left
C.1



AERL-24CG • Executive Return Right
C.1

Bridges

D



A-20T-COPL-CG • Executive Bridge Top Left,
20” Deep
D.1



A-20T-COPR-CG • Executive Bridge Top Right,
20” Deep
D.1



A-24T-COPL-CG • Executive Bridge Top Left,
24” Deep
D.1



A-24T-COPR-CG • Executive Bridge Top Right,
24” Deep
D.1



A-32T-COPL-CG • Executive Bridge Top Left,
32” Deep
D.2



A-32T-COPR-CG • Executive Bridge Top Right,
32” Deep
D.2

Pedestals

E



AP1LB • 20”H Freestanding Pedestal
E.1



AP2LB • 20”H Freestanding Pedestal
E.1



AP3LB • 20”H Freestanding Pedestal
E.1



AP4LB • 20”H Freestanding Pedestal
E.2



AP5LB • 20”H Freestanding Pedestal
E.2



AP1LB32 • 20”H Freestanding Pedestal
E.2



AP2LB32 • 20”H Freestanding Pedestal
E.2



AP3LB32 • 20”H Freestanding Pedestal
E.2



AP4LB32 • 20”H Freestanding Pedestal
E.2



AP5LB32 • 20”H Freestanding Pedestal
E.2



AP6LB • 28”H Freestanding Pedestal
E.3



AP7LB • 28”H Freestanding Pedestal
E.3



AP8LB • 28”H Freestanding Pedestal
E.3



AP9LB • 28”H Freestanding Pedestal
E.3



AP1HB • 28”H Freestanding Pedestal
E.3



AP2HB • 28”H Freestanding Pedestal
E.3



AP3HB • 28”H Freestanding Pedestal
E.3



AP4HB • 28”H Freestanding Pedestal
E.4



AP5HB • 28”H Freestanding Pedestal
E.4



AP1HB32 • 28”H Freestanding Pedestal E.4



AP2HB32 • 28”H Freestanding Pedestal E.4



AP3HB32 • 28”H Freestanding Pedestal E.4



AP4HB32 • 28”H Freestanding Pedestal E.4



AP5HB32 • 28”H Freestanding Pedestal E.4



AP6HB • 35”H Freestanding Pedestal E.5



AP7HB • 35”H Freestanding Pedestal E.5



AP8HB • 35”H Freestanding Pedestal E.5



AP9HB • 35”H Freestanding Pedestal E.5



AC5RLB • 20”H Freestanding Credenza, 64”W F.2



AC6LB • 20”H Freestanding Credenza, 64”W F.2



AC7LB • 20”H Freestanding Credenza, 64”W F.2



AC8LLB • 28”H Freestanding Credenza, 64”W F.3



AC8RLB • 28”H Freestanding Credenza, 64”W F.3



AC9LB • 28”H Freestanding Credenza, 64”W F.3



AC10LLB • 28”H Freestanding Credenza, 64”W F.3



AC10RLB • 28”H Freestanding Credenza, 64”W F.3



AC1LHB • 28”H Freestanding Credenza, 64”W F.3



AC1RHB • 28”H Freestanding Credenza, 64”W F.3



AC7HB • 35”H Freestanding Credenza, 64”W F.5



AC8LHB • 35”H Freestanding Credenza, 64”W F.5



AC8RHB • 35”H Freestanding Credenza, 64”W F.5



AC9HB • 35”H Freestanding Credenza, 64”W F.5



AC10LHB • 35”H Freestanding Credenza, 64”W F.5



AC10RHB • 35”H Freestanding Credenza, 64”W F.5



AC11LB • 20”H Freestanding Credenza, 96”W F.5



AC12LB • 20”H Freestanding Credenza, 96”W F.6



AC13LB • 20”H Freestanding Credenza, 96”W F.6



AC14LB • 20”H Freestanding Credenza, 96”W F.6

Credenzas **F**



AC1LLB • 20”H Freestanding Credenza, 64”W F.1



AC2HB • 28”H Freestanding Credenza, 64”W F.4



AC15LB • 20”H Freestanding Credenza, 96”W F.6



AC1RLB • 20”H Freestanding Credenza, 64”W F.1



AC3HB • 28”H Freestanding Credenza, 64”W F.4



AC16LB • 20”H Freestanding Credenza, 96”W F.6



AC2LB • 20”H Freestanding Credenza, 64”W F.1



AC4LHB • 28”H Freestanding Credenza, 64”W F.4



AC17LB • 20”H Freestanding Credenza, 96”W F.6



AC3LB • 20”H Freestanding Credenza, 64”W F.2



AC4RHB • 28”H Freestanding Credenza, 64”W F.4



AC18LB • 20”H Freestanding Credenza, 96”W F.6



AC4LLB • 20”H Freestanding Credenza, 64”W F.2



AC5LHB • 28”H Freestanding Credenza, 64”W F.4



AC19LB • 20”H Freestanding Credenza, 96”W F.7



AC4RLB • 20”H Freestanding Credenza, 64”W F.2



AC5RHB • 28”H Freestanding Credenza, 64”W F.4



AC20LB • 20”H Freestanding Credenza, 96”W F.7



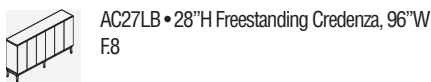
AC5LLB • 20”H Freestanding Credenza, 64”W F.2



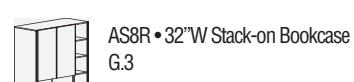
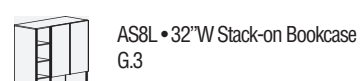


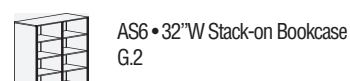
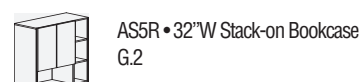
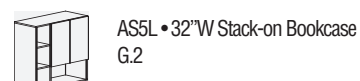
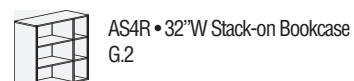

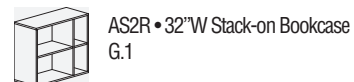
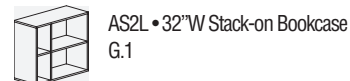
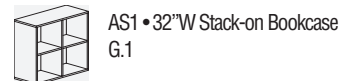
AC6HB • 28”H Freestanding Credenza, 64”W F.4



AC21LB • 20”H Freestanding Credenza, 96”W F.7



Stack-On Bookcases





AS11 • 64"W Stack-on Bookcase
G.3



AS12 • 64"W Stack-on Bookcase
G.3



AS13 • 64"W Stack-on Bookcase
G.3



AS14 • 64"W Stack-on Bookcase
G.4



AS15 • 64"W Stack-on Bookcase
G.4



AS16 • 64"W Stack-on Bookcase
G.4



AS17 • 64"W Stack-on Bookcase
G.4



AS18 • 64"W Stack-on Bookcase
G.4



AS19 • 64"W Stack-on Bookcase
G.4



AS20 • 64"W Stack-on Bookcase
G.4



AS21 • 64"W Stack-on Bookcase
G.5



AB4RLB • 32" W Freestanding Bookcase
H.2



AB5LLB • 32" W Freestanding Bookcase
H.2



AB5RLB • 32" W Freestanding Bookcase
H.2



AB6LB • 32" W Freestanding Bookcase
H.2



AB7LLB • 32" W Freestanding Bookcase
H.2



AB7RLB • 32" W Freestanding Bookcase
H.2



AB8LLB • 32" W Freestanding Bookcase
H.3



AB8RLB • 32" W Freestanding Bookcase
H.3



AB1HB • 32" W Freestanding Bookcase
H.3



AB2LHB • 32" W Freestanding Bookcase
H.3



AB2RHB • 32" W Freestanding Bookcase
H.3



AB3HB • 32" W Freestanding Bookcase
H.3



AB4LHB • 32" W Freestanding Bookcase
H.3



AB4RHB • 32" W Freestanding Bookcase
H.4



AB5LHB • 32" W Freestanding Bookcase
H.4



AB5RHB • 32" W Freestanding Bookcase
H.4



AB6HB • 32" W Freestanding Bookcase
H.4



AB7LHB • 32" W Freestanding Bookcase
H.4



AB7RHB • 32" W Freestanding Bookcase
H.4



AB8LHB • 32" W Freestanding Bookcase
H.4



AB8RHB • 32" W Freestanding Bookcase
H.5



AB9LB • 64" W Freestanding Bookcase
H.5



AB10LB • 64" W Freestanding Bookcase
H.5



AB11LB • 64" W Freestanding Bookcase
H.5



AB12LB • 64" W Freestanding Bookcase
H.5



AB13LB • 64" W Freestanding Bookcase
H.5



AB14LB • 64" W Freestanding Bookcase
H.5



AB15LB • 64" W Freestanding Bookcase
H.6



AB16LB • 64" W Freestanding Bookcase
H.6



AB17LB • 64" W Freestanding Bookcase
H.6



AB18LB • 64" W Freestanding Bookcase
H.6



AB19LB • 64" W Freestanding Bookcase
H.6



AB20LB • 64" W Freestanding Bookcase
H.6



ATV1LB • 50" W Freestanding Media Cabinet
H.6

Freestanding Bookcases **H**



AB1LB • 32" W Freestanding Bookcase
H.1



AB2LLB • 32" W Freestanding Bookcase
H.1



AB2RLB • 32" W Freestanding Bookcase
H.1




AB3LB • 32" W Freestanding Bookcase
H.1



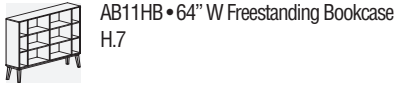
AB4LLB • 32" W Freestanding Bookcase
H.2




AB9HB • 64" W Freestanding Bookcase
H.7



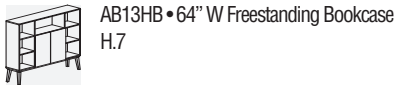
AB10HB • 64" W Freestanding Bookcase
H.7




AB11HB • 64" W Freestanding Bookcase
H.7



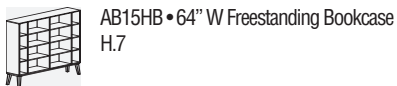
AB12HB • 64" W Freestanding Bookcase
H.7



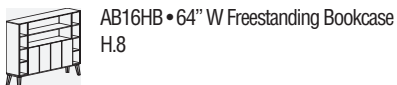
AB13HB • 64" W Freestanding Bookcase
H.7




AB14HB • 64" W Freestanding Bookcase
H.7



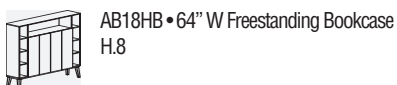
AB15HB • 64" W Freestanding Bookcase
H.7



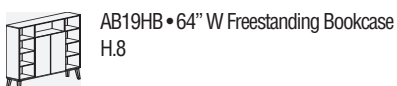
AB16HB • 64" W Freestanding Bookcase
H.8



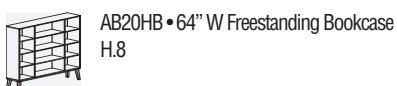
AB17HB • 64" W Freestanding Bookcase
H.8



AB18HB • 64" W Freestanding Bookcase
H.8



AB19HB • 64" W Freestanding Bookcase
H.8



AB20HB • 64" W Freestanding Bookcase
H.8



ATV1HB • 57" W Freestanding Media Cabinet
H.8



AB25LB • 64" W Freestanding Divider Bookcase
I.1



AB26LB • 64" W Freestanding Divider Bookcase
I.2



AB27LB • 64" W Freestanding Divider Bookcase
I.2



AB28LB • 64" W Freestanding Divider Bookcase
I.2



AB29LB • 64" W Freestanding Divider Bookcase
I.2



AB22HB • 64" W Freestanding Divider Bookcase
I.2



AB23HB • 64" W Freestanding Divider Bookcase
I.2



AB24HB • 64" W Freestanding Divider Bookcase
I.2



AB25HB • 64" W Freestanding Divider Bookcase
I.3



AB26HB • 64" W Freestanding Divider Bookcase
I.3



AB27HB • 64" W Freestanding Divider Bookcase
I.3



AB28HB • 64" W Freestanding Divider Bookcase
I.3



AB29HB • 64" W Freestanding Divider Bookcase
I.3

Freestanding Divider Bookcaes



AB22LB • 64" W Freestanding Divider Bookcase
I.1

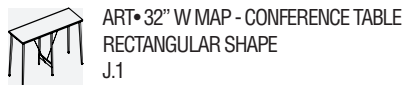


AB23LB • 64" W Freestanding Divider Bookcase
I.1

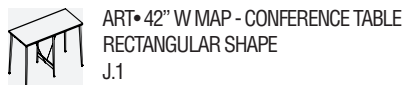


AB24LB • 64" W Freestanding Divider Bookcase
I.1

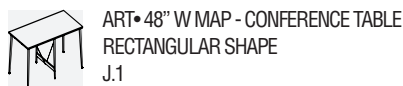
Conference Tables



ART • 32" W MAP - CONFERENCE TABLE
RECTANGULAR SHAPE
J.1



ART • 42" W MAP - CONFERENCE TABLE
RECTANGULAR SHAPE
J.1



ART • 48" W MAP - CONFERENCE TABLE
RECTANGULAR SHAPE
J.1

Accessories

K



ASPBOX • Riser box
K.1



ACMP • 22" H Hanging wood modesty panel
K.1



ACMP • 15" H Hanging wood modesty panel
K.1



ACU3214 • Cushion
K.1



FVMED + GM1K • Flat screen monitor mount
with round grommet
K.1



GM5C • Rectangular grommet
K.1



DSRTMCS401 • Recessed Power Block, 401
K.1



DSRTMCS421 • Recessed Power Block, 421
K.2



DSRTMCS602 • Recessed Power Block, 602
K.2



DSRTMCS602 • Recessed Power Block, 622
K.2



DSRTMCS642 • Recessed Power Block, 642
K.2



ABLBB • Telcom Plate
K.2



ABLBBB • Telcom Plate
K.2



ABLABC514 • Telcom Plate
K.3



ABLC51L • Telcom Plate
K.3



ABLABC45 • Telcom Plate
K.3



ABL102102 • Telecom Plate
K.3



BTC003 • Vault Desk Power Grommet
K.3



BRTCS • Wire Management Snake
K.3



C2M • Wire Management Track
K.3



COBAR526 • L Bracket (Sets)
K.4



FRC • Foot Rest Cover (Sets)
K.4



LO/C • Lock Assembly - Tungsten
K.4



LOB/C • Lock Drum with Key - Tungsten
K.4



LOCK/C • Lock Key
K.4



PL89 • Handle
K.4



HOOK400 • Coat Hook
K.4

WHERE TO ORDER / HOW TO USE THIS GUIDE

	PHONE	FAX
Descor Industries, Customer Service	905-470-0010	905-470-6262

Price and Product Guide Section: Features the actual product pricing and specification instructions. This section is divided into Tables, Occasional Tables, Pedestals and Storage, Credenzas, Stack-on Bookcases and Storage Cabinets, Freestanding Bookcases and Storage Cabinets.

General Information: Includes subdivision sections of casegoods construction, varnish specification, veneers and wood solids, finishing process, general installation and hardware, maintenance, terms and conditions of sale, warranty and where to order.

ISO 9001: 2015 Registered: The Descor Factory is ISO 9001: 2015 registered for manufacturing procedures and practices of quality and quality control processes.

ISO 14001: 2015 Registered: The Descor Factory is ISO 14001: 2015 registered for environmental procedures and practices.

ANSI/BIFMA Certified: Descor casegoods have passed ANSI/BIFMA standards for product construction and durability.

FSC®: Forest Stewardship Council®. Option available on all wood veneer products by special request.

BIFMA e3: Furniture sustainability level 3.

Greenguard: All Descor Products are Greenguard certified.

Price List Effective: June 2024

HOW TO ORDER A PRODUCT

Creating a correct and complete product number ensures clean orders and accurate information for the factory. Clean orders expedite order entry and factory order scheduling, thereby, saving days, sometimes weeks off potentially extended lead-times.

It is important to indicate the correct option of finishes; wood and LP laminate (backs of Stack-on Units and Freestanding Bookcases)

For All wood finish; please add suffix "/W" at the end of the product code.
For All laminate finish; please add suffix "/P" at the end of the product code.

To view current wood, plastic laminate and fabric offering, please visit www.globalcontract.com.

To order actual wood, plastic laminate and fabric samples and cards, place request with the Global Marketing Department via fax at 416-667-0338 or via e-mail at: literaturecdn@globalfurnituregroup.com

Wood finish samples are individual 3"x 5" chips and can be obtained through the above by request.

EXAMPLE • HOW TO SPECIFY

CODES: The price list uses a product coding system that is specific to each of the units. The product description (next to the code) explains in detail construction of the unit.

SPECIFICATION EXAMPLE OF A 96" FREESTANDING CREDENZA:

PRODUCT CODE: AC17LB, all wood (AC17LB/W) and all laminate (AC17LB/P)

A = Corby Series

C = Credenza

17 = Product ID number (Freestanding Credenza 20H" x 96"W x 20"D)

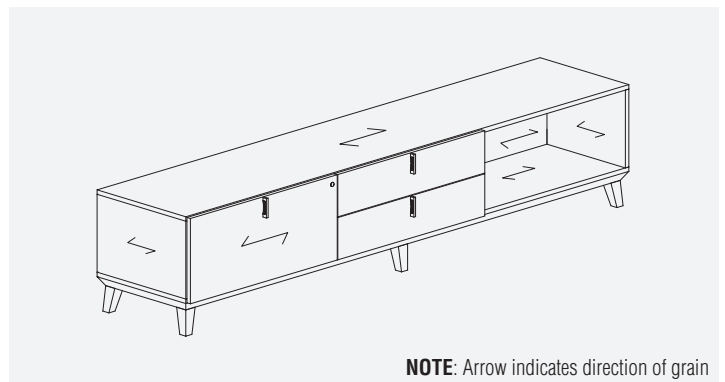
LB = Low Base (4")

CHOOSE FINISH OPTION:

Standard Finish: Wood & Laminate back (e.g. AC17LB) - Please see page A.18

Laminate Finish: All Laminate (e.g. AC17LB/P) - Please see page A.18

Wood Finish: Wood & Wood back (e.g. AC17LB/W) - Please see page A.18



NOTE: Arrow indicates direction of grain

Series Detailing: Corby detailing is new century modern with knife edge on table tops. Solid walnut, cherry, oak and maple that band edge tops 1/8" wide by 3/4" thick for an overall thickness of 1^{3/8}".

Tapered, solid wood legs (walnut, cherry, oak and maple) are used to support the Peninsula, Work, Collaboration and Occasional Tables.

Pedestal, Credenza and Bookcase bottoms include 1^{3/8}" thick painted, bevelled profile and tapered solid wood legs (4"H or 11^{1/2}"H).

Grommets: GM5C (Chrome Finish) is optional on table tops, bridge tops and returns (see Grommet specification details on page A.4 and A.5).

CONSTRUCTION

Finish: Conversion varnish (similar to catalyzed lacquer, but tougher), 25° sheen. Descor does not buff or rub its finishes.

360° Finishing: All Descor wood casegood products are veneered and finished on the back side.

Veneers and Solids: Veneers and solids are Number One select, architectural grade "A" oak, walnut, cherry or maple. All Descor wood worksurface moulded edges are solid oak, walnut, cherry or maple.

Series Handles: All box and lateral drawers have one Vertical Handle PL89 (Chrome Finish) installed. Doors are equipped with touch latch mechanism with no handles (Optional handles available).

Pedestals, Storage Cabinets, Credenzas and Bookcases: All units are elevated 4" (xxLB = Low Base), or 11.5" (xxHB = High Base) off the floor by tapered solid wood legs.

Stack-on Bookcases and Storage Cabinets: Stack-on units are designed to be placed and installed on top of the Credenzas with Low and High Base.

Locking: Front locking is standard on the Pedestals with box/file and file drawers, Credenzas with box/lateral and lateral drawers. Optional locking on doors (Storage units) is available (see Accessories).

Drawer suspensions: Pedestal drawer suspensions are metal ball bearing type. Both box and file drawers are full extension.

Hanging file rails: Are pre-installed on file drawer perimeters. The back rail in a lateral file drawer is designed for both legal and letter size filing.

Drawer construction: Drawer sides and bottoms are maple veneer plywood with dowel construction.

Drawer fronts: The drawer front is an applied element to a four sided drawer. Drawer fronts are veneered on all surfaces. Drawer fronts can be removed or replaced in the field.

Levelling glides: Levellers have a 1" range of adjustment.

VENEERS AND SOLID WOODS

Descor provides high quality veneers and solids for our customers. Sourced from North America with a progressive approach to sustainability, ensures our vendors are protecting and maintaining the natural forests of origin.

Descor lays-up its own flat cut (cathedral pattern) in book matched set and patterns standard on cherry, maple and walnut veneer. Rift cut veneer are laid-up in a slip match method standard on oak veneer.

For additional information on veneer species, cuts and patterns, please contact your Customer Service representative.

DESCOR CONVERSION VARNISH SPECIFICATION

Descor uses conversion varnish: It is among the most durable finishes used in the contract furniture industry (more durable than catalyzed lacquer). Conversion varnish is a synthetic, catalyzed cured (chemically active) finish, containing UV inhibitors to slow the oxidizing (colour changing) effects of ultra-violet rays on wood.

Descor produces low 25° sheen. Low sheens are the most practical for commercial use as it doesn't show most scratches and are more easily touched-up than higher sheens.

Cures with heat, developed two ways:

- Chemically (catalyst reaction within the varnish itself)
- Line oven (approximately 140° F) accelerates finish curing and increases molecular density for a harder finish.

Conversion varnish has a component called "solids", produced by a combination of resins when the solvent evaporates. These solids float to the varnish surface, which is where they cure. These solids are the durable aspect of the finish.

Descor uses an "off-the-gun" technique with conversion varnish. This means the "solids" (the durable aspect of the finish) remain intact on the surface of the finish.

Descor's standard finish on oak and walnut is open pore, on cherry and maple is semi-closed pore. If a full fill finish is required for cherry and maple tops, add the suffix "2" to the finish code and add 5% to the base pricing for each product.

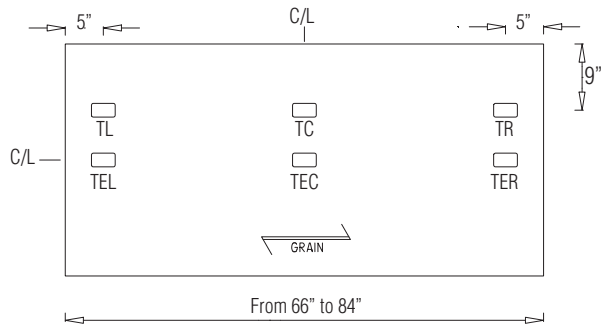
Custom finish is available at an up-charge (See finishes and options section).

GROMMET SPECIFICATION

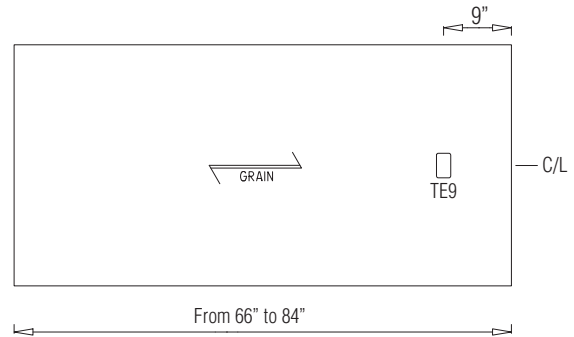
OPTIONAL GM5C
GROMMET SPECIFICATION



Work and Collaboration Table
From 32" to 42" deep tops

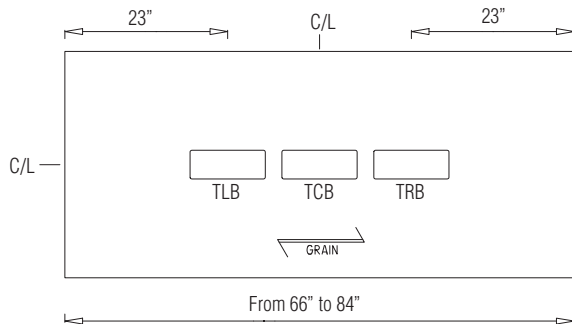
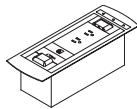


Peninsula Table
For 32" deep tops

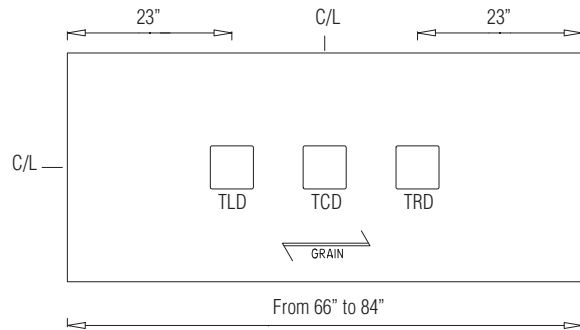


OPTIONAL POWER MANAGEMENT
GROMMET SPECIFICATION

BTC003
Work and Collaboration Tables
From 32" to 42" deep tops



DSRTMCS401
Work and Collaboration Tables
From 32" to 42" deep tops



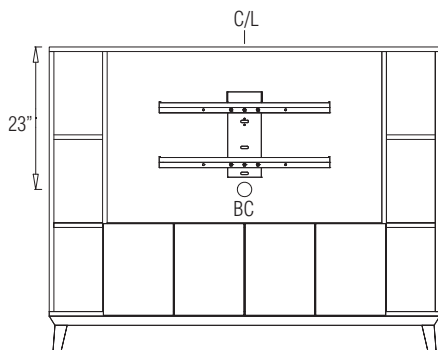
NOTE: For 66" & 72" wide tops, please select one location only.

NOTE: Cutout for each Recessed power block is available at an upcharge \$91.

GM1K
GROMMET SPECIFICATION



Freestanding Media Cabinet

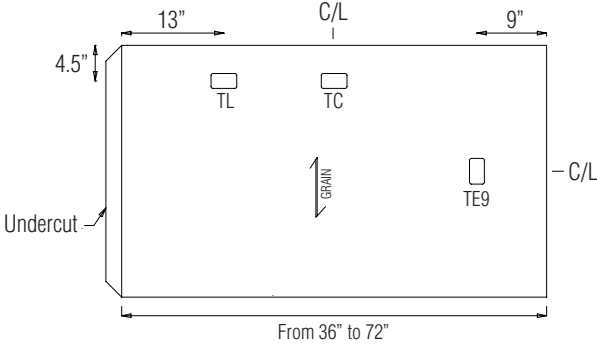


GROMMET SPECIFICATION

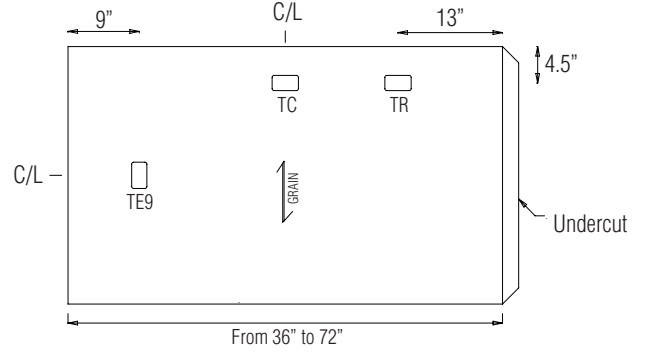
OPTIONAL GM5C
GROMMET SPECIFICATION



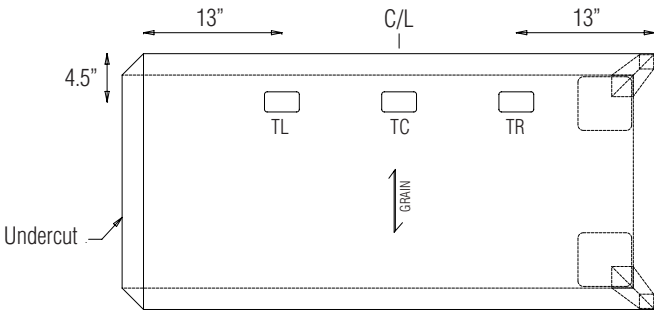
Executive Bridge Tops - AxxxxT/COPL/CG
From 20" to 32" deep tops



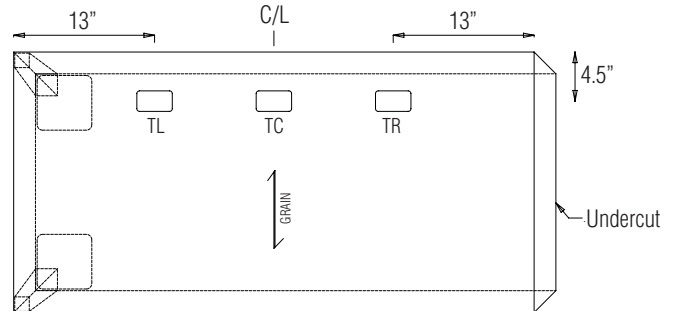
Executive Bridge Tops - AxxxxT/COPR/CG
From 20" to 32" deep tops



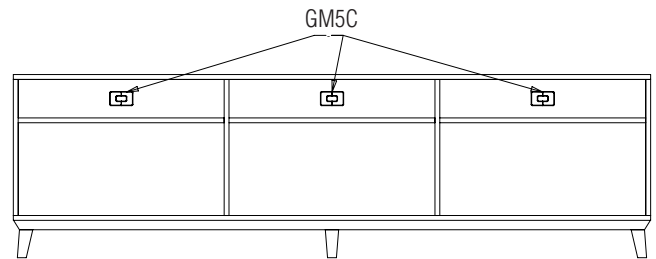
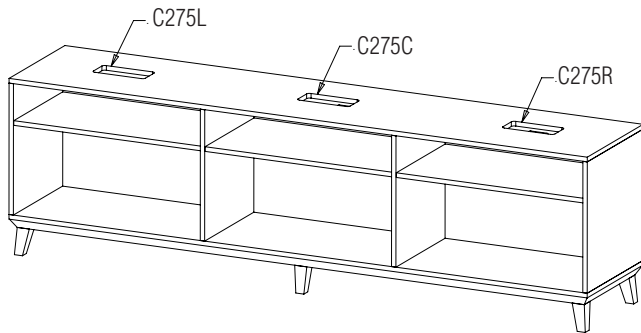
Executive Return Right - AERRxxxxCG
For 24" deep tops



Executive Return Left - AERLxxxxCG
For 24" deep tops



OPTIONAL WIRE MANAGEMENT CUTOUTS (C275)
CREDENZAS ONLY



- Wire Management Cutouts available on request only for Credenzas
- To be used with Peninsula table and Executive Bridge Tops having GM5C grommet at TE9 location
- Each cutout is available at an upcharge of \$150. Add suffix "C275x" at the end of the product code. For Eg: AC32LB/C275L or AC32LB/C275C or AC32LB/C275R
- Available only on the open side of the Credenza
- Top panel will have 8" x 4" cutout
- Back panel will have GM5C grommet

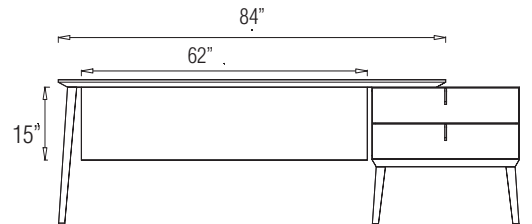
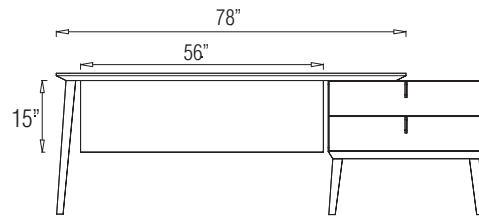
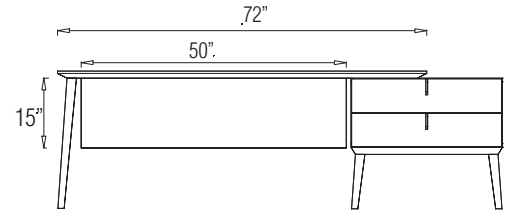
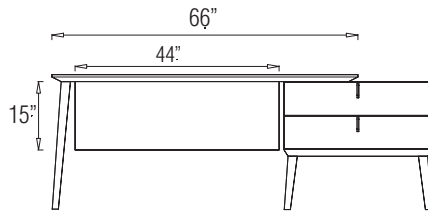
MODESTY PANEL OPTIONS

- Wood Modesty Panels are available in 15" and 22" height.
- To be used on Work Tables and on the Peninsula Table with and without the Riser Box.
- Recommended position for installation is 6" inset.

PENINSULA TABLE WITH HIGH BASE PEDESTAL

MODESTY SIZES:

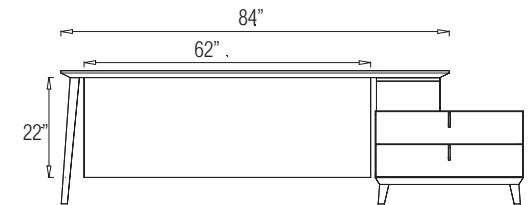
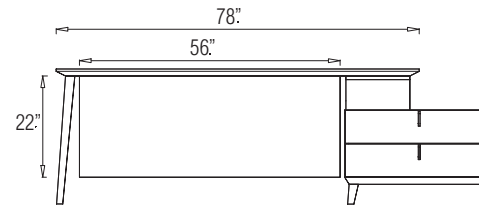
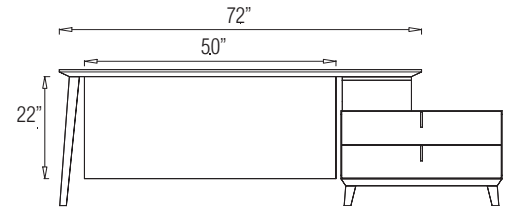
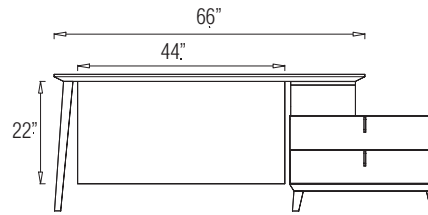
- ACMPW44H15 - 44" x 15" x 0.75"
- ACMPW50H15 - 50" x 15" x 0.75"
- ACMPW56H15 - 56" x 15" x 0.75"
- ACMPW62H15 - 62" x 15" x 0.75"



PENINSULA TABLE WITH LOW BASE PEDESTAL

MODESTY SIZES:

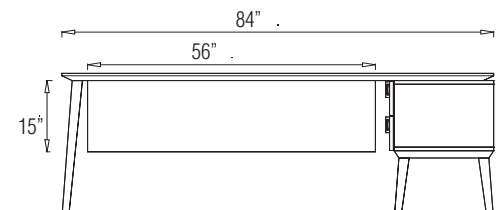
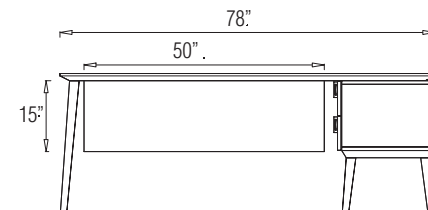
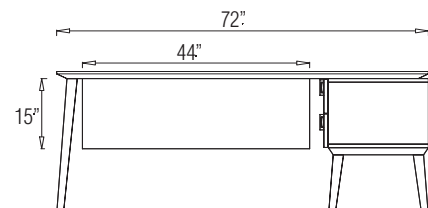
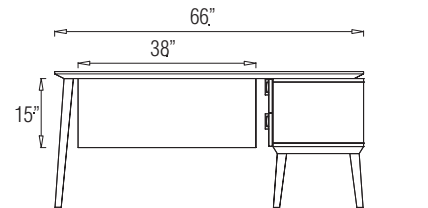
- ACMPW44H22 - 44" x 22" x 0.75"
- ACMPW50H22 - 50" x 22" x 0.75"
- ACMPW56H22 - 56" x 22" x 0.75"
- ACMPW62H22 - 62" x 22" x 0.75"



PENINSULA TABLE WITH HIGH BASE CREDENZA

MODESTY SIZES:

- ACMPW38H15 - 38" x 15" x 0.75"
- ACMPW44H15 - 44" x 15" x 0.75"
- ACMPW50H15 - 50" x 15" x 0.75"
- ACMPW56H15 - 56" x 15" x 0.75"

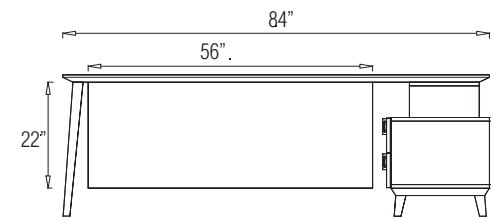
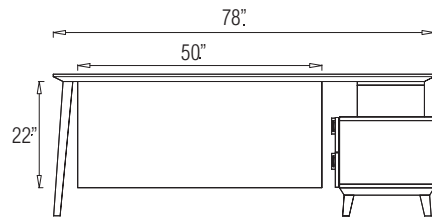
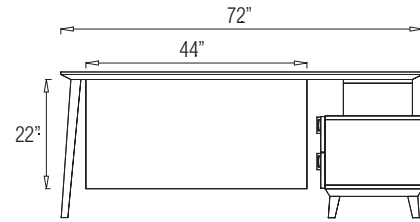
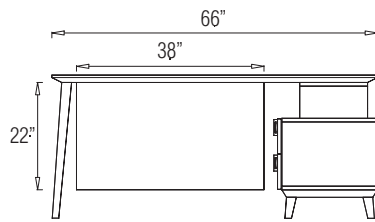


MODESTY PANEL OPTIONS

PENINSULA TABLE WITH LOW BASE CREDENZA

MODESTY SIZES:

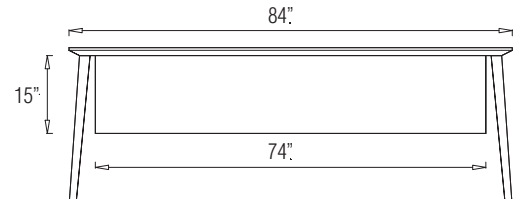
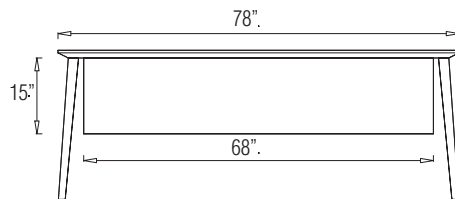
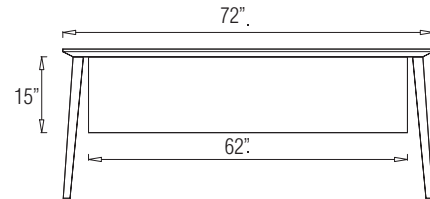
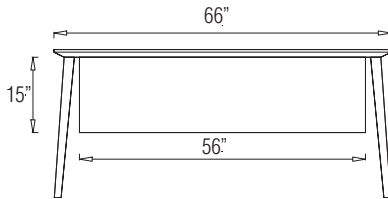
- ACMPW38H22 - 38" x 22" x 0.75"
- ACMPW44H22 - 44" x 22" x 0.75"
- ACMPW50H22 - 50" x 22" x 0.75"
- ACMPW56H22 - 56" x 22" x 0.75"



FREESTANDING WORK TABLES & COLLABORATION TABLES

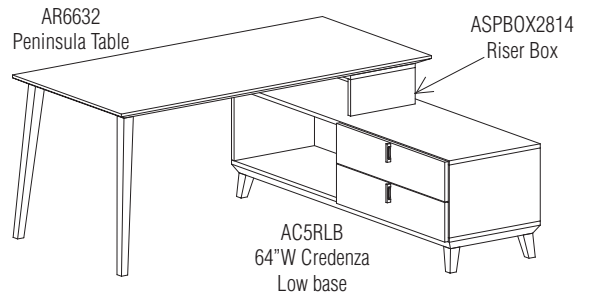
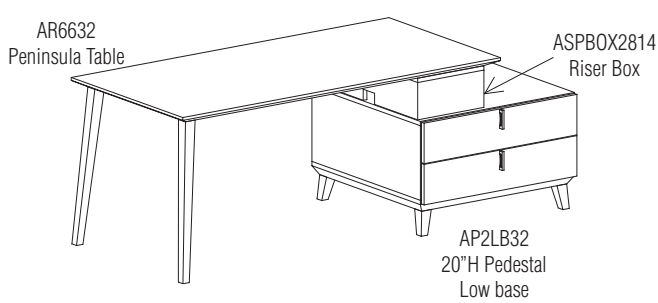
MODESTY SIZES:

- ACMPW56H15 - 56" x 15" x 0.75"
- ACMPW62H15 - 62" x 15" x 0.75"
- ACMPW68H15 - 68" x 15" x 0.75"
- ACMPW74H15 - 74" x 15" x 0.75"



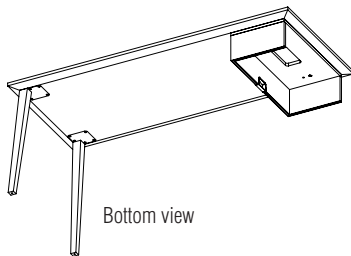
RISER BOX

- Riser Box is to be used as a spacer between the Peninsula Table and 20”H Pedestals and Credenzas.

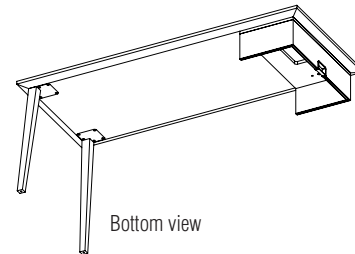


- On Peninsula Table, the Riser Box can be installed as below:

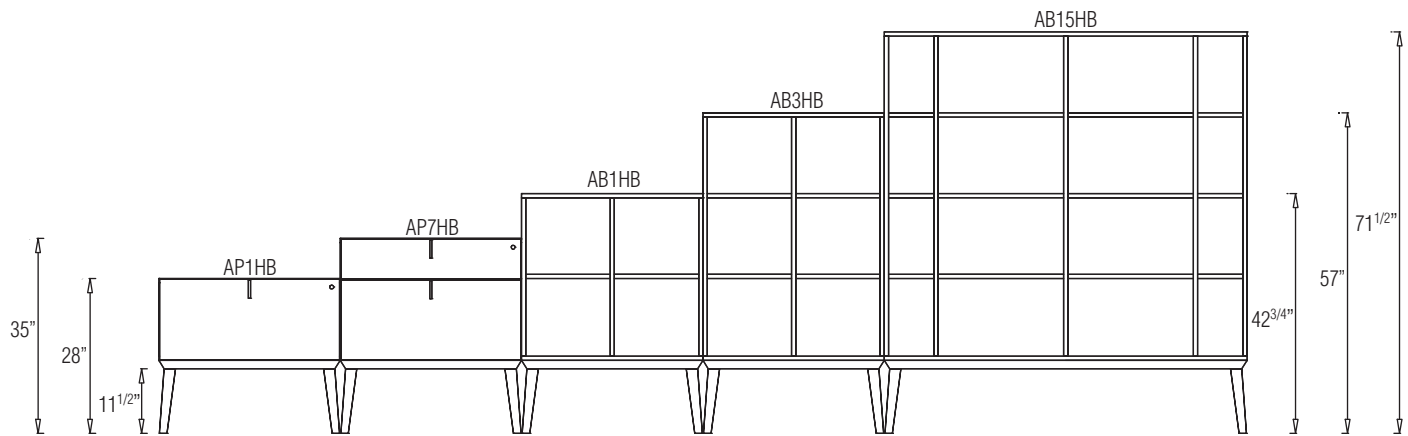
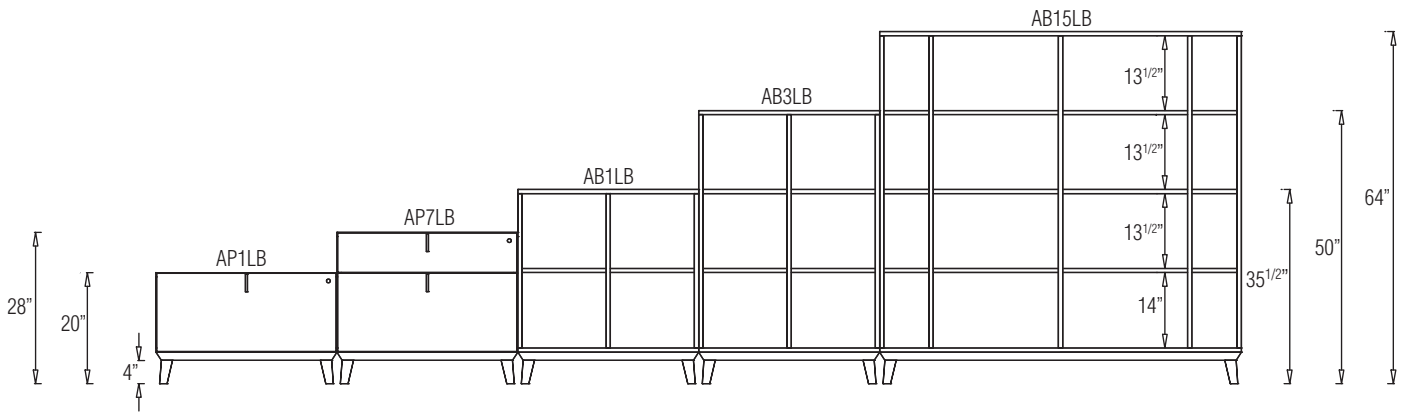
Riser Box opening is on the outside.



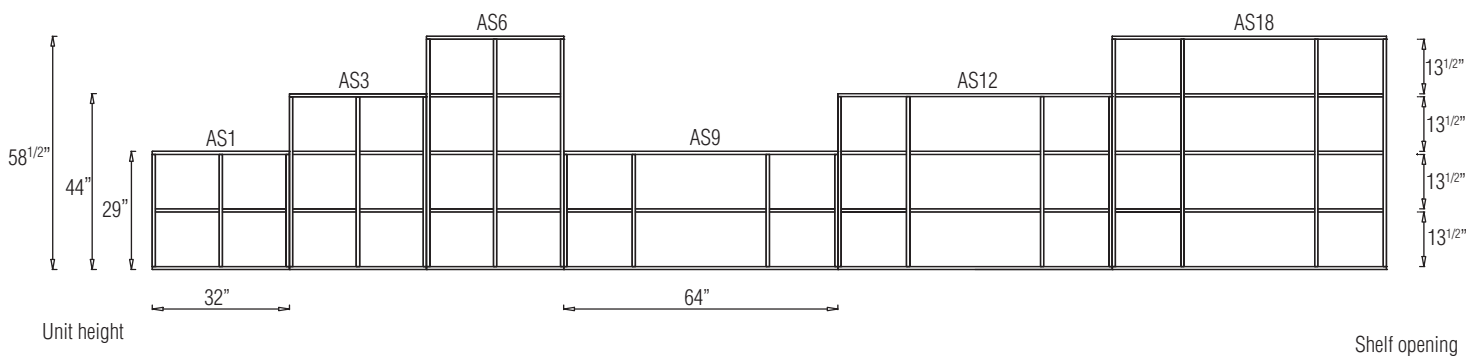
Riser Box opening is on the inside.



HEIGHT GRID • FLOOR UNITS



HEIGHT GRID • STACK-ON UNITS



GENERAL INSTALLATION AND HARDWARE

UNCARTONING

Always uncarton wood office furniture with care. Never use a knife or sharp object of any kind to open cartons. Tear cartoning tape off by hand. Protective corner blocks, foam-wrap, and a bottom skid are included in the carton during shipping for protection.

Hardware: All necessary hardware for attaching furniture is included in the shipment.

Hanging file rails: Pre-installed on file drawer perimeters and accommodates both legal and letter size filing.

INSTALLATION

Stack-on: Descor utilizes a non-marring method of Stack-on unit attachment. They are installed with double faced tape applied to the bottom of the unit. The tape is shipped in a plastic bag found in the Stack-on unit. Removal of the Stack-on unit requires moderate pressure to be applied on the top of the unit towards the wall for at least a minute for the pressure sensitive tape to release. At the dealer or installer's discretion, additional support may be added by installing L brackets along the outside back of the attached units. These L brackets are not included in the shipment. Please see Accessories.

Riser Box: Descor utilizes both; mechanical and a non-marring method of Riser Box attachment. Riser Box is installed with double faced tape applied to the bottom of the unit and bolts that secure the unit to the underside of the Peninsula Table. The tape and bolts are shipped in a plastic bag found in the Riser Box.

Freestanding Pedestals: Have four pre-drilled pilot holes [two left (L) / two right (R)] on the inside top surface of the Pedestal top. In order to attach the Freestanding Pedestal 27.5"H (without the Riser Box) to the Peninsula Table the pedestal drawer/file must be removed. Depending on which side the Pedestal will be used, two pilot holes (L or R side) must be drilled through to allow for connection to the Peninsula Table. Assembly bolts are included in a plastic bag fastened inside the pedestal. Disassemble the Pedestals first before relocating the entire unit to avoid damage or bodily injuries.

Levelling wood office furniture properly is the most important procedure to ensure proper functioning and alignment of drawers, locks and doors. Upon completing installation, wipe furniture with a damp cloth, followed by a dry soft cloth.

CARE AND MAINTENANCE GUIDE

Wood Caseworks Care: Descor furniture is constructed to strict specifications to ensure years of satisfied use. As with all wood products, certain care requirements and periodic maintenance are necessary in order to maintain the original new appearance and function.

Finish Protection: All clear wood finishes are susceptible to scratches from rough and abrasive objects, such as staples, paper clips, ceramic coffee mugs, flower pots, picture frames, etc. Computer equipment with rubber feet can also cause discolouration and softening of the finish due to petroleum distillates in the rubber. Glass tops are the ultimate protection against scratch mishaps. The most practical protection is the use of desk-pads or blotters, paper management bins, coasters, common sense caution with rough items, and adding pressure sensitive felt to the feet or bottoms of any potentially destructive item on the Desk.

Finish Care: Wax or polish should never be used on the catalysed finish; they will give a greasy, cloudy or uneven appearance to the product. Descor's conversion varnish finish is best cleaned by wiping the surfaces with a damp cloth, followed by a soft dry cloth in the direction of the grain. If the surfaces are very dirty, use of a glass cleaning type of product is recommended.

Never use a silicon based product to dust or polish catalysed finishes. Over time, silicon may disrupt the actual molecular composition of the finish and cause it to soften and become cloudy.

Additional Tips:

- Remove any spilled liquid immediately with a blotting, rather than a wiping motion.
- Do not drag or push objects or stacks of papers across any finely finished surface.
- Avoid exposing surfaces to extreme heat, cold or humidity.
- The surface finish may be burn resistant, however, the wood underneath the finish is not and can be charred by a burning cigarette or heat producing unit.
- Exposure to strong sunlight should be avoided. The surface finish is fade-proof, however, in spite of UV inhibitors in the finish, the wood underneath may change colour (patina) where extended exposure to sunlight exists. Natural or light finished species are especially susceptible to UV colour change.
- Building maintenance and maintenance service management should be notified of the proper care instructions and procedures for your furniture to avoid damage and allow optimum appearance for years to come.
- Special care should be taken to protect wood furniture when other trades such as painters, electricians and telecommunications workers are present performing work.
- Drawer suspensions are lubricated prior to shipment. Periodic lubrication may be applied to the ball bearing housing with a high quality lubricant found in most hardware stores.
- Drawer alignment is achieved with proper levelling of desks and credenzas.
- Check levelling glides for adjustment if the furniture is moved.
- Modular furniture items, such as Peninsula Tables and Pedestals must be disassembled prior to moving or relocating to avoid damage to the furniture.
- Touch-up of wood furniture should only be attempted by a qualified re-finisher touch-up technician. Contact your furniture dealer if this need should arise.

DESCOR LIMITED LIFETIME WARRANTY

Descor will, at no cost to the original purchaser and for as long as the original purchaser owns a Descor product repair or replace with a comparable product, at Descor's option, any part or product sold after January 01, 2001, which fails as a result of a defect in its design, materials or workmanship. For all purposes of this warranty, the term "purchaser" is defined as the entity or individual acquiring a new Descor product as the initial purchase thereof either from Descor or an authorized Descor dealer.

Exceptions to this warranty include:

- Descor warrants wood casegoods products to be free from defects in materials and workmanship for a period of ten years, of single shift service, from the date of delivery.
- Lighting products and grommets are warranted for one year from date of delivery.
- Custom electrical solutions may carry varying warranty coverage.
- Descor fabrics and wood veneers are warranted for five years from the date of delivery.
- Electrical components are warranted for one year from the date of delivery.
- Moving parts, which include, glides, slides, casters, user adjustable worksurface mechanism are warranted for five years from date of delivery.
- Descor warrants its products based on a single shift (40 hours/week). Usage beyond a single shift (40 hours/week) will result in a reduction in the warranty, in proportion to the increased usage.
- Pneumatic cylinders for any product, unless otherwise stated, are warranted for ten years of single shift (40 hours/week) usage, from date of delivery.

This warranty does not include:

- Customers Own Material (COM) or finishes applied to Descor products (which include graded in fabrics that are treated as Customers Own Material).
- Wood Veneer being a natural material will have shade differences between veneer leaves. This will be more apparent between flitches. Fading on wood veneers can be caused by exposure to UV rays / sunlight.
- Wood colour, grain and stain acceptance, which may occur due to the natural elements of wood.
- Ballasts and light bulbs.
- Products which have been modified or which have not been installed or used according to Descor's application and installation guidelines or warnings.
- Products that must be replaced due to normal wear and tear, negligence, abuse, accidents or shipping damage.
- Products used for rental purposes.

In no event shall Descor be liable in either tort or contract for any loss or direct, special, incidental, consequential, or exemplary damages.

This warranty is the customer's sole remedy for product defect. Descor makes no warranties, including the express or implied warranties of merchantability and fitness purpose, other than the express warranties contain herein.

TERMS AND CONDITIONS OF SALE

Prices: Prices are subject to change without notice. All shipments are F.O.B. the plant unless otherwise indicated. All taxes are extra.

Terms: Merchandise shall be invoiced when shipped and payment is due 30 days after invoice date.

Orders: All orders are subject to acceptance by Descor head office and to the Terms of Sale which appear in current price lists.

Returns: Merchandise may not be returned without prior written consent. Upon approval, a minimum restocking charge of 35% shall be deducted from the credit note, in addition to any expense incurred should reconditioning be necessary. Return shipping must be prepaid.

Cancellations: All orders are considered firm and not subject to cancellation without our documented approval. Cancellation charges may be required based on expenses incurred during order processing.

Carriers: All shipments shall normally be made through the Buyer's specified carrier. Otherwise Descor shall use its best judgment in selecting a carrier. Prepay and Add Service Charge to cover cost of processing prepaid freight bills, a charge of \$30.00 per shipment will be made. This amount will be included in the "Freight Charges" invoiced by Descor.

Liability: Every effort is employed to effect secure packing for shipment. Descor's liability ends when the carrier issues a clear receipt, acknowledging automatically that the shipment has been received in good condition.

Claims: It is required that all merchandise be carefully examined by recipient before issuance of clear receipt to carrier. Should the shipment arrive unsound or incomplete, have carrier make proper notation on the delivery receipt and original freight bill as to discrepancy before accepting shipment. Any claim for damage or shortage must be filed by you with the delivering carrier. Descor will not accept return of merchandise damaged in transit.

Changes and Cancellations: Descor reserves the right to institute changes with regard to materials, equipment, specification and designs, as well as to discontinue models at any time without prior notice. After the date of Descor's acknowledgement of a Purchaser's order, the order may not be changed or cancelled by Purchaser without the written consent of Descor. Special order items already in production are not subject to change or cancellation under any circumstances. Other standard items already in production are subject to a minimum 35% restocking charge, based on list price. A higher percentage may apply, depending on the stage of production.

Finishes: Descor veneers and solid woods are carefully selected for color, tone and grain. Since the distinctive characteristics and nature of wood cause variations, exact matches are not always possible.

Shipping Weight: All shipping weights and cubic sizes as indicated are approximate.

Dimensions: are approximate. Please contact Descor for specific dimensions required.

FINISHES

Corby finishes can be specified three ways:

- 1- All veneer with solid hardwood legs choose from specification option # 1.
- 2- Veneer with laminate storage backs and solid hardwood legs.
 - A- Choose veneer finish option from specification option # 1.
 - B- Choose cabinet Back Solid Colour Option from specification option # 2.
- 3- All Laminate with painted hardwood legs and matching cabinet back.
 - A- Choose Laminate finish option from specification option # 3
 - B- Choose Solid hardwood legs colour from specification option # 2.
 (LP) Low pressure laminate will be used on all chassis, fronts and doors.
 (HP) High pressure laminate will be used on all tops.

Doors, fronts and user side of all tops will be edgebanded with 3mm PVC edge, all remaining parts/edges will have a standard 0.5mm PVC edge.

Specification option # 2

SOLID COLOUR ON HARDWOOD LEGS

Finish Code	Colour	
BLK	Black	Solid Colour
BZD	Blizzard	Solid Colour
CGY	Custom Grey	Solid Colour
DWT	Designer White	Solid Colour
HGT	Hayden Grey	Solid Colour
MSM	Moss	Solid Colour
SEM	Sienna	Solid Colour
SPM	Spice	Solid Colour
SRM	Surf	Solid Colour
SDT	Stonedust	Solid Colour
SOG	Storm Grey (Charcoal)	Solid Colour
STG	String (Nevada)	Solid Colour

**Specification option # 1
STANDARD FINISHES**

Finish Code	Colour	Veneer Type	Veneer Cut
BTW	Biscotti	White Oak	Rift
JAW	Java	White Oak	Rift
MCW	Mocha	White Oak	Rift
CRW	Coral	White Oak	Rift
EVW	Evening Oak	White Oak	Rift
MTW	Milestone	White Oak	Rift
CAW	Cacao Walnut	Walnut	Flat
DWW	Dark Walnut	Walnut	Flat
EWV	Empress Walnut	Walnut	Flat
LTW	Latte Walnut	Walnut	Flat
MHW	Mahogany on Walnut	Walnut	Flat
WLW	Walnut	Walnut	Flat
NLW	Natural Walnut	Walnut	Flat
ULW	Umber Walnut	Walnut	Flat
ACW	Amber Cherry	Cherry	Flat
DCW	Dark Cherry	Cherry	Flat
RCW	Red Cherry	Cherry	Flat
WCW	Windsor Cherry	Cherry	Flat
AMW	Almond Cherry	Cherry	Flat
VNW	Vintage Cherry	Cherry	Flat
HAW	Hazelnut	Maple	Flat
MPW	Maple	Maple	Flat
SMW	Sugar Maple	Maple	Flat
WMW	White Maple	Maple	Flat
OYW	Oyster Maple	Maple	Flat
SHW	Sahara Maple	Maple	Flat

Specification option # 3

ALL LAMINATE FINISHES (LP) Chassis, Fronts, Doors and (HP) Top

Top Code	Chassis, Fronts, Doors Code	Colour
ACJ	ACJ	Absolute Acajou*
ASN	ASN	Asian Night*
BLK	BLK	Black
BZD	BZD	Blizzard
CGY	CGY	Custom Grey
CMB	CMB	Clear Maple*
DES	DES	Dark Espresso*
DWT	DWT	Designer White
FAS	FAS	Fashionista*
FCL	FCL	First Class*
HGT	HGT	Hayden Grey
NBL	NBL	Noce Biondo*
NEL	NEL	Noce Leggero*
NGL	NGL	Noce Grigio*
NML	NML	Noce Medio*
SBY	SBY	Sheer Beauty*
SDT	SDT	Stonedust
SOG	SOG	Storm Grey (Charcoal)
STG	STG	String (Nevada)
WCR	WCR	Winter Cherry*
WHC	WHC	White Chocolate*
WHE	WHE	Walnut Heights*

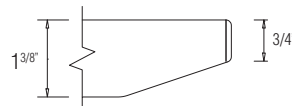
Laminate Colour with * is Wood Grain Laminate

HANDLE

PL89 Chrome Finish



EDGE



CUSHION FABRICS • GRADE 2

Cushions are standard in Global Upholstery Grade 2 - seating fabrics. Please refer to the following website for the current offering:

<https://www.globalfurnituregroup.com/ca/resources/textiles>

KEY ALIKE FORM

DATE

ACK.NO. (PROVIDED by DESCOR)

PAGE(S)

of

CUSTOMER PO#

SPECIAL INTRUCTIONS

INITIATED BY

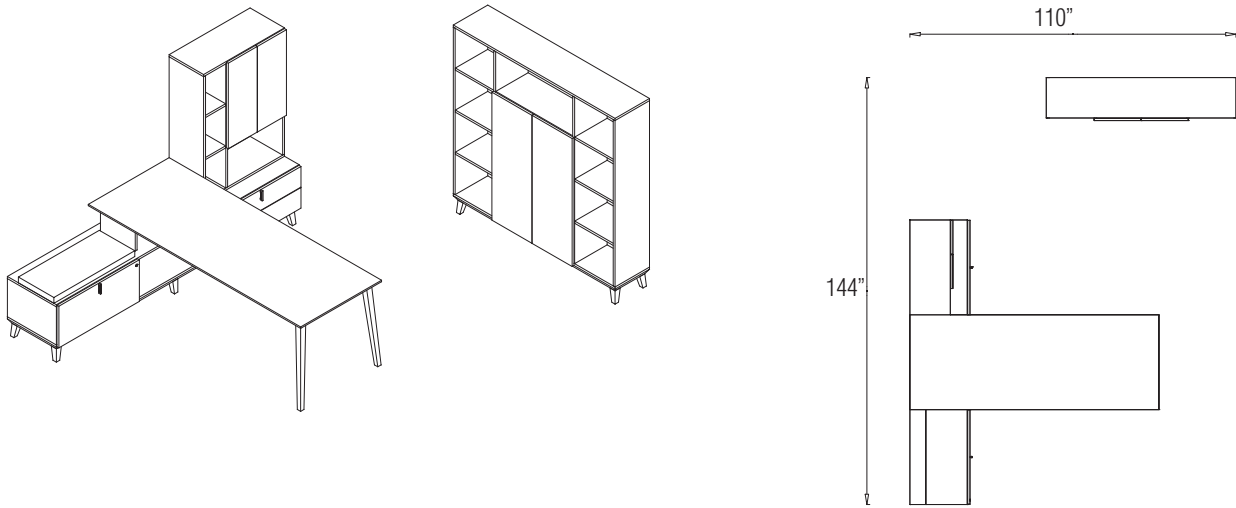
ADD ON

ORIGINAL PO#

KEY NO. W401 to W500 Inclusive	TAG AREA	QUANTITY	DESCOR USE ONLY	
			Key Area Total	Checked Total
			Quantity	Print Initials

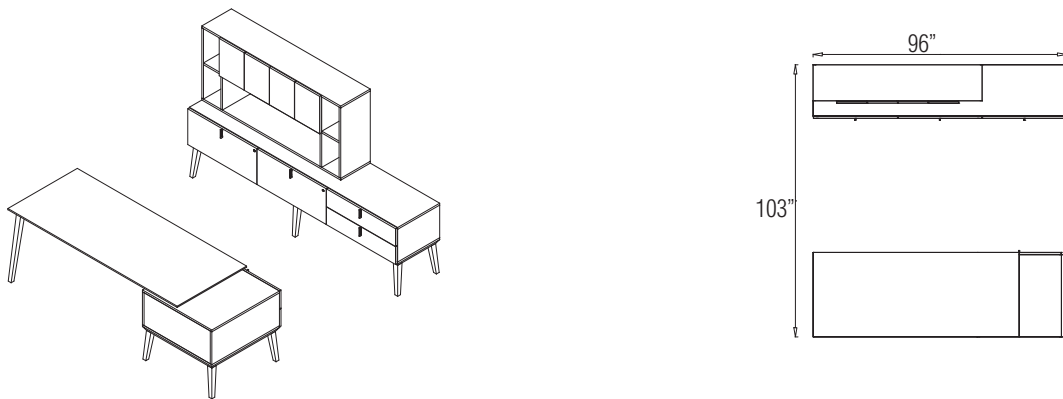
NOTE: If Key Alike Instructions are not submitted to DESCOR INDUSTRIES with the Customer's Purchase Order, all components will be keyed randomly.

SUITE 1



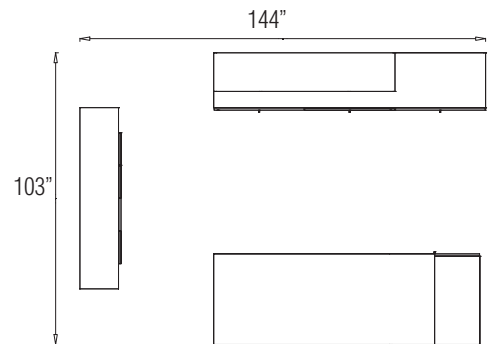
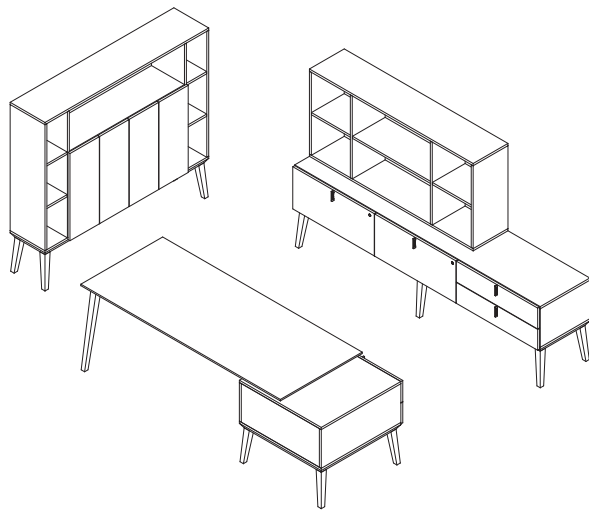
QUANTITY	CODE	DESCRIPTION	STANDARD	LAMINATE	ALL WOOD
1	AC19LB	20"H Freestanding Credenza, 96"W	6131	4905	6131
1	AS5L	Three High Stack-on Bookcase with asymmetrical openings	2962	2370	3364
1	AB19LB	64"W Freestanding Four High Bookcase	6881	5505	7284
1	ASPBOX2814	Riser Box for 20"H storage	284	226	284
1	AR8432	Peninsula table with two legs	2717	2176	2717
1	ACU3214	Cushion	879	879	879
TOTAL			\$19,846	\$16,054	\$20,650

SUITE 2



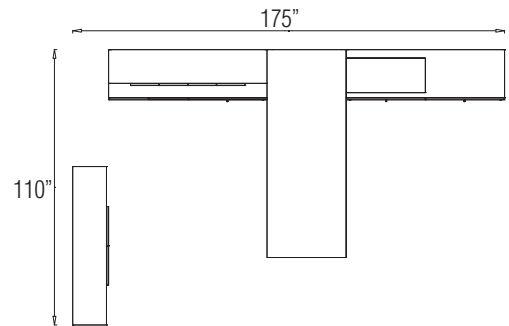
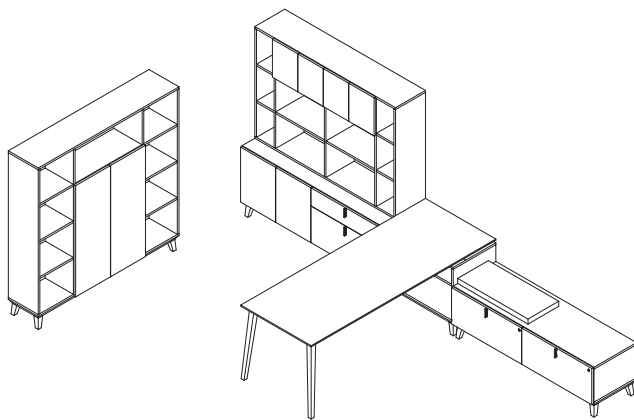
QUANTITY	CODE	DESCRIPTION	STANDARD	LAMINATE	ALL WOOD
1	AP2HB32	28"H Freestanding Pedestal with two box drawers	2584	2067	2584
1	AC14HB	28"H Freestanding Credenza, 96"W	6694	5355	6694
1	AS10	Two high Stack-on Bookcase	3760	3008	4162
1	AR7832	Peninsula table with two legs	2584	2067	2584
TOTAL			\$15,618	\$12,495	\$16,020

SUITE 3



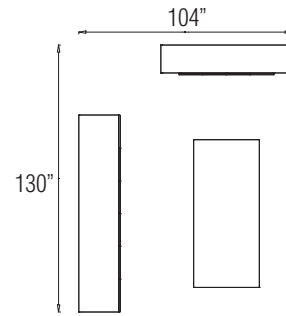
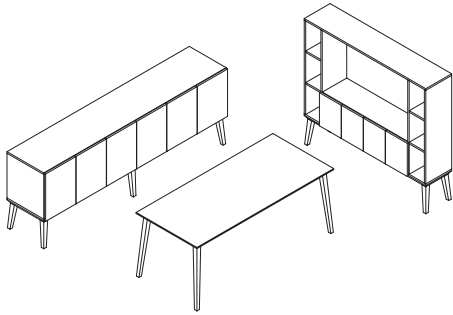
QUANTITY	CODE	DESCRIPTION	STANDARD	LAMINATE	ALL WOOD
1	AB12HB	57"H Freestanding Three High Bookcase	6504	5202	6905
1	AR7832	Peninsula table with two legs	2584	2067	2584
1	AP2HB32	28"H Freestanding Pedestal with two Box Drawers	2584	2067	2584
1	AS9	Two-High Stack-on Bookcase	3178	2544	3581
1	AC14HB	28"H Freestanding Credenza, 96"W	6694	5355	6694
		TOTAL	\$21,535	\$17,231	\$22,339

SUITE 4



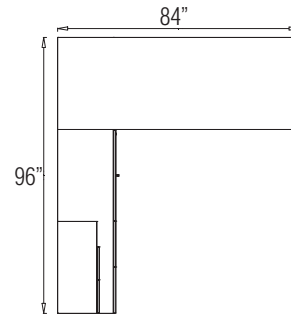
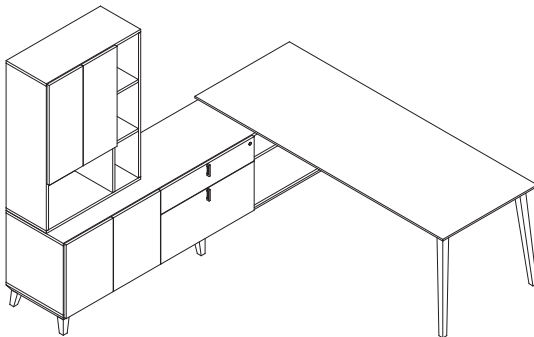
QUANTITY	CODE	DESCRIPTION	STANDARD	LAMINATE	ALL WOOD
1	AB19LB	64"H Freestanding Four High Bookcase	6881	5505	7284
1	AR8432	Peninsula table with two legs	2717	2176	2717
1	AC31LB	28"H Freestanding Credenza, 96"W	5906	4726	5906
1	AS14	Three High Stack-on Bookcase	5354	4283	5756
1	AC3LB	20"H Freestanding Credenza, 64"W	4312	3451	4312
1	ACU3214	Cushion	879	879	879
		TOTAL	\$26,043	\$21,012	\$26,446

SUITE 5



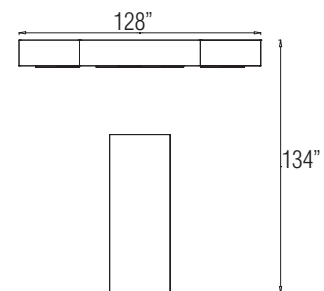
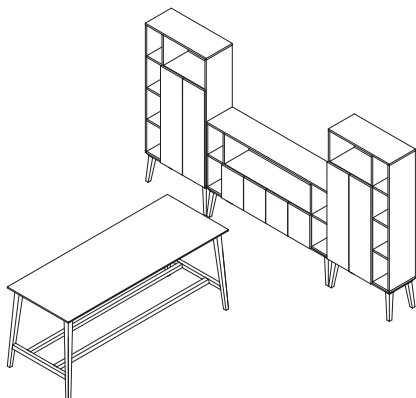
QUANTITY	CODE	DESCRIPTION	STANDARD	LAMINATE	ALL WOOD
1	AC27HB	35"H Freestanding Storage Credenza, 96"W	6354	5084	6354
1	ATV1HB	57"H Freestanding Media Cabinet	6165	4932	6567
1	ART7232	Freestanding work table with four legs	3408	2728	3408
TOTAL			\$15,924	\$12,738	\$16,326

SUITE 6



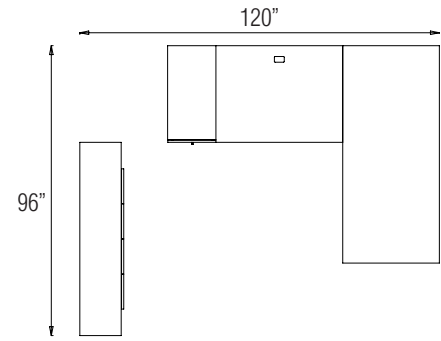
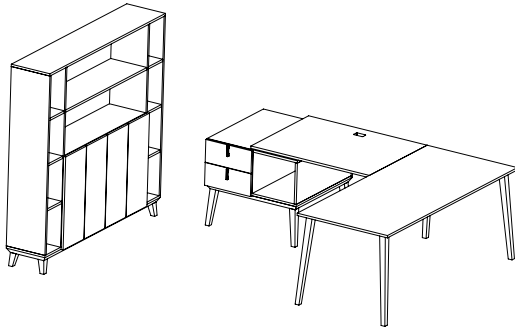
QUANTITY	CODE	DESCRIPTION	STANDARD	LAMINATE	ALL WOOD
1	AS5R	Three High Stack-on Bookcase with asymmetrical openings	2962	2370	3364
1	AC31LB	28"H Freestanding Credenza, 96"W	5906	4726	5906
1	AR8432	Peninsula table with two legs	2717	2176	2717
TOTAL			\$11,586	\$9,269	\$11,987

SUITE 7



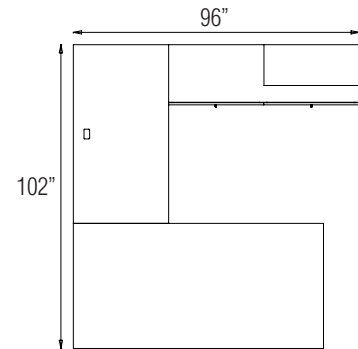
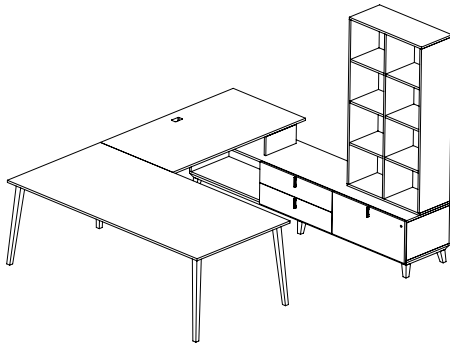
QUANTITY	CODE	DESCRIPTION	STANDARD	LAMINATE	ALL WOOD
1	AB7LHB	72"H Freestanding Four High Bookcase with asymmetrical openings	4826	3861	5229
1	AB9HB	42"H Freestanding Two High Bookcase	4569	3656	4971
1	AB7RHB	72"H Freestanding Four High Bookcase with asymmetrical openings	4826	3861	5229
1	ARTC8432	Freestanding Collaboration Table with four legs and foot rests	4609	3688	4609
TOTAL			\$18,828	\$15,062	\$20,035

SUITE 8



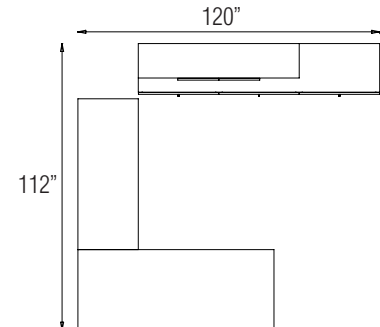
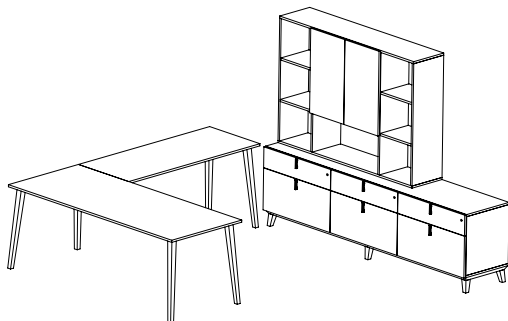
QUANTITY	CODE	DESCRIPTION	STANDARD	LAMINATE	ALL WOOD
1	AB16LB	64"W Freestanding Bookcase	7611	6089	8013
1	ART7232	Freestanding Work Table	3408	2728	3408
1	AP4HB32	28"H Freestanding Pedestal	2447	1958	2447
1	A4232T-COPR-CG	Executive Bridge Top, Undercut on right edge	1082	865	1082
TOTAL			\$14,546	\$11,637	\$14,947

SUITE 9



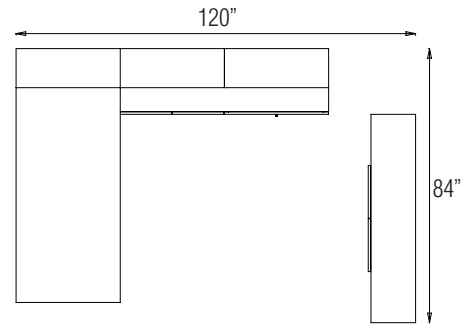
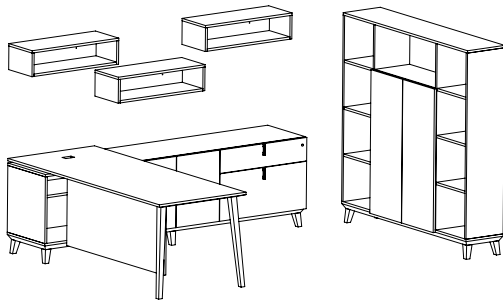
QUANTITY	CODE	DESCRIPTION	STANDARD	LAMINATE	ALL WOOD
1	ART8442	Freestanding Work Table	4218	3375	4218
1	A6032T-COPL-CG	Executive Bridge Top, Undercut on Left	1540	1234	1540
1	ASPBOX2814	Riserbox	284	226	284
1	AC16LB	20"H Freestanding Credenza	5988	4793	5988
1	AS6	32"W Stackon Bookcase	3316	2653	3718
TOTAL			\$15,340	\$12,274	\$15,744

SUITE 10



QUANTITY	CODE	DESCRIPTION	STANDARD	LAMINATE	ALL WOOD
1	ART7832	Freestanding Work Table	3530	2824	3530
1	AERR6024CG	Executive Return Right	1939	1553	1939
1	AC24LB	96"W Freestanding Credenza	7071	5657	7071
1	AS17	64"W Stackon Bookcase	5042	4034	5445
TOTAL			\$17,578	\$14,064	\$17,981

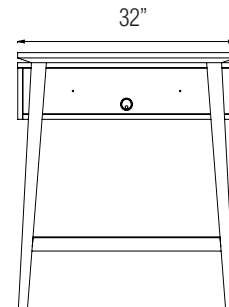

SUITE 11



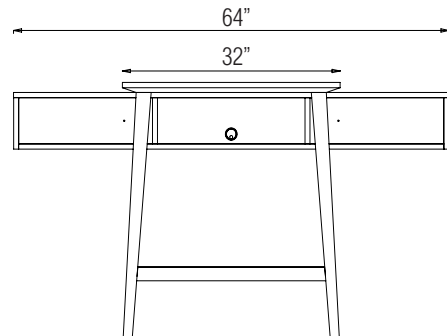
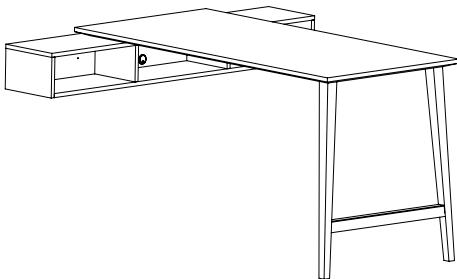
QUANTITY	CODE	DESCRIPTION	STANDARD	LAMINATE	ALL WOOD
1	AR7832/GM5CTE9	Peninsula Table with GM5C grommet	2669	2137	2669
1	ACMPW50H22	22"H Modesty Panel	677	542	677
1	AC28LB/C275L	96"W Freestanding Credenza with Wire Management Cutout on Left	6118	4894	6118
1	AB19LB	64"W Freestanding Bookcase	6881	5505	7284
3	ACSF032D12H8	Wall Mount Open Storage, Stand Alone Unit	3416	2733	3416
TOTAL			\$19,755	\$15,802	\$20,157

COLLABORATION MEDIA TABLE (ARC-32) AND WALL MOUNT MEDIA STORAGE (ACSF0-GM)

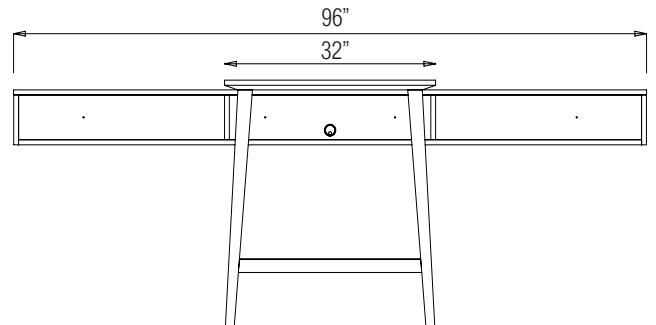
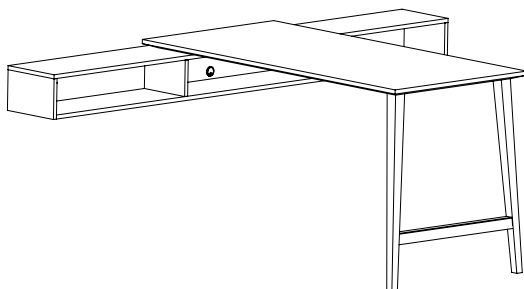
32" Wide, Wall Mount Media Storage



64" Wide, Wall Mount Media Storage



96" Wide, Wall Mount Media Storage



TABLES • TECHNICAL INFORMATION

- All tables are shipped Knock Down (KD). Please see assembly instructions included with the product.
- Available Modesty Panels are 15" and 22" height. Please see pages A.12 - A.13 for selection.
- Peninsula table has metal inserts installed for quick assembly to the Pedestal or Pedestal with Riser Box.

TABLES • GUIDELINES FOR ORDERING PRODUCT

CODES: The price list uses a product coding system that is specific to each of the units. The product description (next to the code) explains in detail construction of the unit.

SPECIFICATION EXAMPLE OF A FREESTANDING WORK TABLE

PRODUCT CODE: ART8432

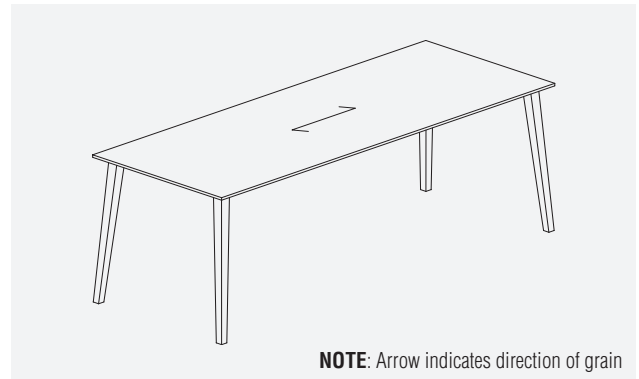
A = Corby Series
 RT = Rectangular Table
 8432 = Width x Depth

CHOOSE FINISH OPTION:

Standard Finish: Veneer top and matching hardwood edge and legs. Please see page A.18
 Laminate Finish: Please add "/P" to the end of the product code, includes HP laminate top, matching 3mm edge and painted hardwood legs. Please see page A.18

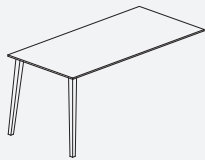
Optional Grommet Locations - please see page A.10

Optional Modesty Panel - please see pages A.5 - A.13



NOTE: Arrow indicates direction of grain

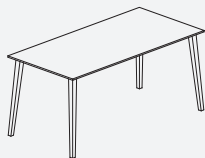
AR • Peninsula Table



PRODUCT	PRICE		SIZE (INCHES)			WEIGHT	VOL
	STANDARD	LAMINATE	H	W	D	LBS	FT ³
AR6632	2338	1872	29	66	32	98	10
AR7232	2461	1967	29	72	32	105	11
AR7832	2582	2067	29	78	32	112	12
AR8432	2717	2174	29	84	32	119	12

- Peninsula table with two legs
- Connects to 27.5" high storage

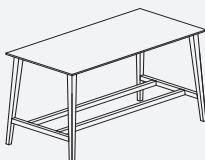
ART • Freestanding Work Table



PRODUCT	PRICE		SIZE (INCHES)			WEIGHT	VOL
	STANDARD	LAMINATE	H	W	D	LBS	FT ³
ART6632	3285	2628	29	66	32	118	10
ART7232	3407	2727	29	72	32	125	11
ART7832	3528	2823	29	78	32	132	12
ART8432	3663	2930	29	84	32	139	12
ART6642	3717	2974	29	66	42	142	13
ART7242	3881	3104	29	72	42	152	13
ART7842	4043	3234	29	78	42	161	14
ART8442	4216	3374	29	84	42	170	15

- Freestanding work table with four legs


ARTC • Freestanding Collaboration Table



PRODUCT	PRICE		SIZE (INCHES)			WEIGHT	VOL
	STANDARD	LAMINATE	H	W	D	LBS	FT ³
ARTC6632	4228	3384	36	66	32	138	12
ARTC7232	4353	3484	36	72	32	155	13
ARTC7832	4475	3582	36	78	32	172	14
ARTC8432	4608	3688	36	84	32	189	16
ARTC6642	4663	3731	36	66	42	172	16
ARTC7242	4826	3862	36	72	42	192	17
ARTC7842	4986	3991	36	78	42	211	19
ARTC8442	5162	4131	36	84	42	230	20

- Freestanding collaboration table with four legs and foot-rests
- For optional foot-rest cover, please see Accessories.
- Please note foot-rest and leg are same colour

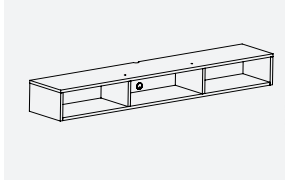
ARC • Collaboration Media Table



PRODUCT	PRICE		SIZE (INCHES)			WEIGHT VOL	
	STANDARD	LAMINATE	H	W	D	LBS	FT ³
ARC6632	2366	1894	36	66	32	100	10
ARC7232	2484	1987	36	72	32	107	11
ARC7832	2599	2081	36	78	32	114	12
ARC8432	2728	2181	36	84	32	120	12

- Collaboration Media Table with 2 legs
- To be used with Wall Mount Media Storage (ACSFO- GM)

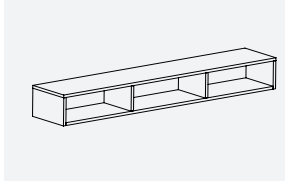
ACSFO-GM • Wall Mount Media Storage



PRODUCT	PRICE		SIZE (INCHES)			WEIGHT VOL	
	STANDARD	LAMINATE	H	W	D	LBS	FT ³
ACSFO32D12H8-GM	1209	968	8	32	12	35	2
ACSFO64D12H8-GM	1324	1060	8	64	12	50	4
ACSFO96D12H8-GM	1987	1590	8	96	12	78	6

- Wall Mount Media Storage
- To be used with Collaboration Media Table (ARC)
- GM38 grommet on the back panel is included
- For wire pass through, scoop cutouts on both top and bottom are included.
- Pre-drilled insert holes on top panel

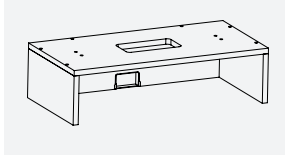
ACSFO • Wall Mount Open Storage



PRODUCT	PRICE		SIZE (INCHES)			WEIGHT VOL	
	STANDARD	LAMINATE	H	W	D	LBS	FT ³
ACSFO32D12H8	1137	910	8	32	12	35	2
ACSFO64D12H8	1254	1004	8	64	12	50	4
ACSFO96D12H8	1915	1532	8	96	12	78	6

- Wall Mount Open Storage
- To be used as a stand alone unit

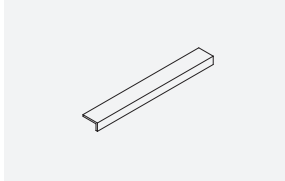
ASPBOX • Riser Box



PRODUCT	PRICE		SIZE (INCHES)			WEIGHT VOL	
	STANDARD	LAMINATE	H	W	D	LBS	FT ³
ASPBOX2814	282	226	7.5	28	14	14	3
ASPBOX2014	253	204	7.5	20	14	12	2

- 28"W Riser Box for 20"H storage to support Peninsula Table & 32" deep Bridge Top
- 20"W Riser Box for 20"H storage to support 24" deep Bridge Top
- For wire pass through, grommets cut-out on both top and back are included.

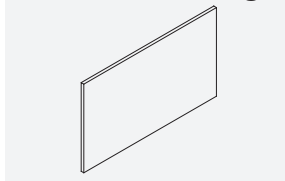
FRC • Foot Rest Cover (Sets)



PRODUCT	PRICE		SIZE (INCHES)			WEIGHT VOL	
	STANDARD	LAMINATE	H	W	D	LBS	FT ³
FRC6632	384						
FRC7232	414						
FRC7832	444						
FRC8432	473						
FRC6642	444						
FRC7242	473						
FRC7842	503						
FRC8442	532						

- Foot rest covers are factory installed (Only in Brushed Chrome Finish)
- For ARTC6632
- For ARTC7232
- For ARTC7832
- For ARTC8432
- For ARTC6642
- For ARTC7242
- For ARTC7842
- For ARTC8442

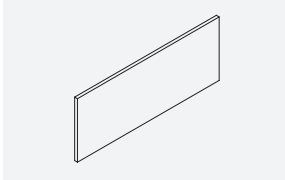
ACMP • 22"H Hanging wood modesty panel



PRODUCT	PRICE		SIZE (INCHES)			WEIGHT VOL	
	STANDARD	LAMINATE	H	W	D	LBS	FT ³
ACMPW38H22	569	455	22	38	0.75	20	2
ACMPW44H22	622	498	22	44	0.75	22	2
ACMPW50H22	675	540	22	50	0.75	24	3
ACMPW56H22	718	574	22	56	0.75	26	3
ACMPW62H22	769	615	22	62	0.75	28	3

- 22" Hanging Wood Modesty Panel
- For selection of the hanging wood modesty panel, please see pages A.4 - A.5 for details.

ACMP • 15"H Hanging wood modesty panel



PRODUCT	PRICE		SIZE (INCHES)			WEIGHT VOL	
	STANDARD	LAMINATE	H	W	D	LBS	FT ³
ACMPW38H15	539	431	15	38	0.75	15	2
ACMPW44H15	592	474	15	44	0.75	17	2
ACMPW50H15	647	518	15	50	0.75	18	2
ACMPW56H15	689	550	15	56	0.75	20	2
ACMPW62H15	740	592	15	62	0.75	21	2
ACMPW68H15	813	650	15	68	0.75	23	3
ACMPW74H15	883	705	15	74	0.75	24	3

- 15" Hanging Wood Modesty Panel
- For selection of the hanging wood modesty panel, please see pages A.4 - A.5 for details.

OCCASIONAL TABLES • TECHNICAL INFORMATION

• All occasional tables are shipped Knock Down (KD). Please see assembly instructions.

OCCASIONAL TABLES • GUIDELINES FOR ORDERING PRODUCT

CODES: The price list uses a product coding system that is specific to each of the units. The product description (next to the code) explains in detail construction of the unit.

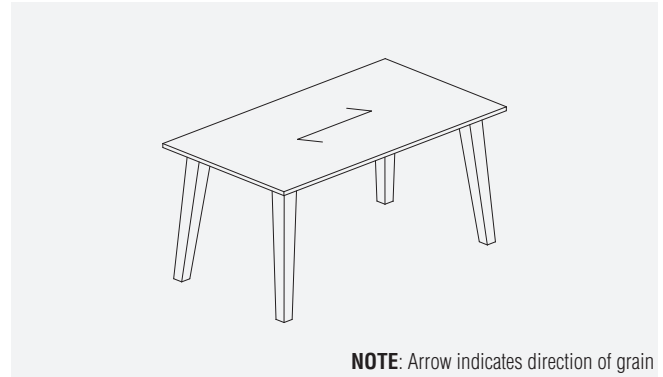
SPECIFICATION EXAMPLE OF AN OCCASIONAL TABLE

PRODUCT CODE:

ACT3620H17
 A = Corby Series
 CT = Occasional Table
 3620 = Width x Depth
 H17 = Height

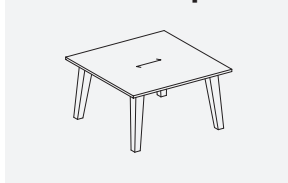
CHOOSE FINISH OPTION:

Standard Finish: Veneer top and matching hardwood edge and legs. Please see page A.12
 Laminate Finish: Please add "/P" to the end of the product code, includes HP laminate top, matching 3mm edge and painted hardwood legs. Please see page A.12



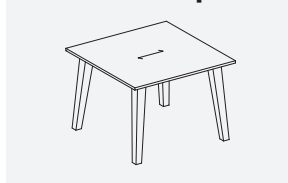
NOTE: Arrow indicates direction of grain

ACT • 13”H Square Occasional Table



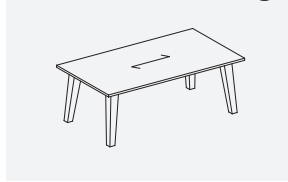
PRODUCT	PRICE		SIZE (INCHES)			WEIGHT	VOL
	STANDARD	LAMINATE	H	W	D	LBS	FT ³
ACT2424H13	1733	1387	13	24	24	47	5
ACT3030H13	1947	1558	13	30	30	59	6
ACT3636H13	2203	1763	13	36	36	73	8

ACT • 17”H Square Occasional Table



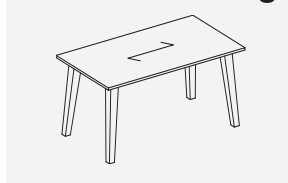
PRODUCT	PRICE		SIZE (INCHES)			WEIGHT	VOL
	STANDARD	LAMINATE	H	W	D	LBS	FT ³
ACT2424H17	2001	1601	17	24	24	52	6
ACT3030H17	2218	1773	17	30	30	64	7
ACT3636H17	2474	1980	17	36	36	78	9

ACT • 13”H Rectangular Occasional Table



PRODUCT	PRICE		SIZE (INCHES)			WEIGHT	VOL
	STANDARD	LAMINATE	H	W	D	LBS	FT ³
ACT3620H13	1826	1462	13	36	20	52	6
ACT4220H13	1892	1514	13	42	20	57	6
ACT4820H13	1988	1591	13	48	20	61	7

ACT • 17”H Rectangular Occasional Table



PRODUCT	PRICE		SIZE (INCHES)			WEIGHT	VOL
	STANDARD	LAMINATE	H	W	D	LBS	FT ³
ACT3620H17	2093	1675	17	36	20	57	7
ACT4220H17	2162	1731	17	42	20	62	7
ACT4820H17	2257	1805	17	48	20	66	8

ACTRO-H13 • 13”H Round Occasional Table



PRODUCT	PRICE		SIZE (INCHES)			WEIGHT	VOL
	STANDARD	LAMINATE	H	W	D	LBS	FT ³
ACTRO24H13	1929	1544	13	24	24	28	2
ACTRO30H13	2276	1822	13	30	36	40	3
ACTRO36H13	2382	1904	13	36	42	52	4

• Round Occasional Table with 13”H legs

ACTRO-H17 • 17”H Round Occasional Table



PRODUCT	PRICE		SIZE (INCHES)			WEIGHT	VOL
	STANDARD	LAMINATE	H	W	D	LBS	FT ³
ACTRO24H17	2187	1749	17	24	24	28	3
ACTRO30H17	2391	1914	17	30	30	40	4
ACTRO36H17	2638	2111	17	36	36	52	5

• Round Occasional Table with 17”H legs

ARO-H29 • 29”H Round Table



PRODUCT	PRICE		SIZE (INCHES)			WEIGHT	VOL
	STANDARD	LAMINATE	H	W	D	LBS	FT ³
ARO30H29	2682	2146	29	30	30	65	6
ARO36H29	2895	2316	29	36	36	77	7
ARO42H29	3071	2455	29	42	42	89	8

• Round Table with 29”H legs

RETURNS • TECHNICAL INFORMATION

- All Returns are shipped Knock Down (KD). Please see assembly instructions included with the product.
- All Returns have Cross Grain veneer pattern.
- To remove Cross Grain veneer pattern from the top, delete suffix "CG" from the product code. (Available at no upcharge)

RETURNS • GUIDELINES FOR ORDERING PRODUCT

CODES: The price list uses a product coding system that is specific to each of the units. The product description (next to the code) explains in detail construction of the unit.

SPECIFICATION EXAMPLE OF A RETURN

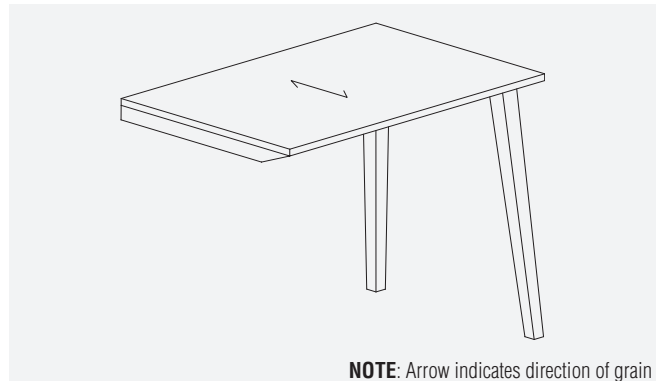
PRODUCT CODE: AERR3624CG

A = Corby Series
 ERR = Executive Return Right
 3624 = Width x Depth
 CG = Cross Grain

CHOOSE FINISH OPTION:

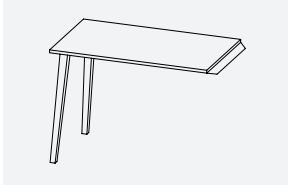
Standard Finish: Veneer top and matching hardwood edge and legs. Please see page A.18
 Laminate Finish: Please add "/P" to the end of the product code, includes HP laminate top, matching 3mm edge and painted hardwood legs. Please see page A.18

Optional Grommet Locations - Please see page A.10



NOTE: Arrow indicates direction of grain

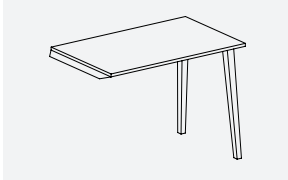
AERL-24CG • Executive Return Left



PRODUCT	PRICE		SIZE (INCHES)			WEIGHT VOL	
	STANDARD	LAMINATE	H	W	D	LBS	FT ³
AERL3624CG	1549	1240	29	36	24	40	1.5
AERL4224CG	1647	1317	29	42	24	46	2
AERL4824CG	1745	1395	29	48	24	52	2.5
AERL5424CG	1840	1473	29	54	24	58	3
AERL6024CG	1938	1552	29	60	24	64	3.5

- Executive Return Left with two legs
- Connects to 29" high work table

AERR-24CG • Executive Return Right



PRODUCT	PRICE		SIZE (INCHES)			WEIGHT VOL	
	STANDARD	LAMINATE	H	W	D	LBS	FT ³
AERR3624CG	1549	1240	29	36	24	40	1.5
AERR4224CG	1647	1317	29	42	24	46	2
AERR4824CG	1745	1395	29	48	24	52	2.5
AERR5424CG	1840	1473	29	54	24	58	3
AERR6024CG	1938	1552	29	60	24	64	3.5

- Executive Return Right with two legs
- Connects to 29" high work table

BRIDGES • TECHNICAL INFORMATION

- All Bridges have Cross Grain veneer pattern.
- To remove Cross Grain veneer pattern from the top, delete suffix "CG" from the product code. (Available at no upcharge)
- GM5C-TC grommet location is standard.

BRIDGES • GUIDELINES FOR ORDERING PRODUCT

CODES: The price list uses a product coding system that is specific to each of the units. The product description (next to the code) explains in detail construction of the unit.

SPECIFICATION EXAMPLE OF BRIDGES

PRODUCT CODE: A3624T-COPL-CG

A = Corby Series

3624 = Width x Depth

T = Bridge Top

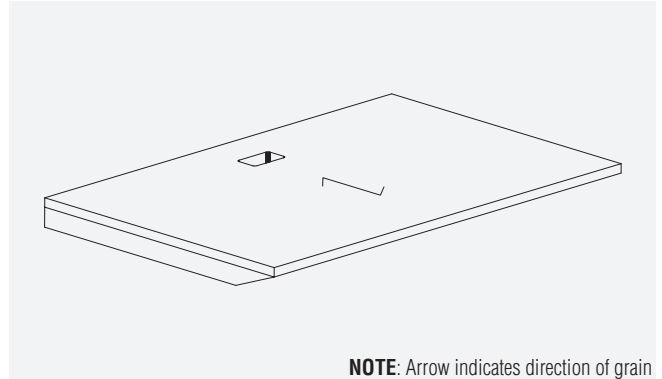
COPL = Undercut on Left edge and CG = Cross Grain

CHOOSE FINISH OPTION:

Standard Finish: Veneer top and matching hardwood edge. Please see page A.18

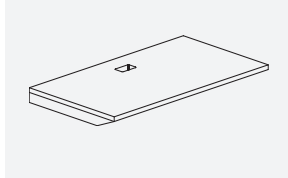
Laminate Finish: Please add "/P" to the end of the product code, includes HP laminate top and matching 3mm edge. Please see page A.18

Optional Grommet Locations - please see page A.10



NOTE: Arrow indicates direction of grain

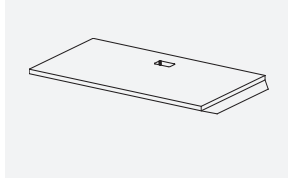
A-20T-COPL-CG • Executive Bridge Top Left, 20" Deep



PRODUCT	PRICE		SIZE (INCHES)			WEIGHT VOL	
	STANDARD	LAMINATE	H	W	D	LBS	FT ³
A3620T-COPL-CG	667	534	1.5	36	20	29	1
A4220T-COPL-CG	782	626	1.5	42	20	33	1.5
A4820T-COPL-CG	899	718	1.5	48	20	37	2
A5420T-COPL-CG	1013	811	1.5	54	20	41	2.5
A6020T-COPL-CG	1126	903	1.5	60	20	45	3
A6620T-COPL-CG	1242	994	1.5	66	20	49	3.5
A7220T-COPL-CG	1357	1088	1.5	72	20	53	4

- Executive Bridge Top Left
- Undercut edge side connects to 29" high work table and other side sits on top of 20" deep Pedestal/Riser box.

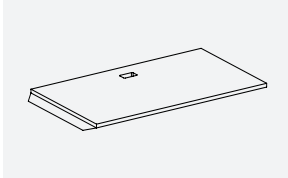
A-20T-COPR-CG • Executive Bridge Top Right, 20" Deep



PRODUCT	PRICE		SIZE (INCHES)			WEIGHT VOL	
	STANDARD	LAMINATE	H	W	D	LBS	FT ³
A3620T-COPR-CG	667	534	1.5	36	20	29	1
A4220T-COPR-CG	782	626	1.5	42	20	33	1.5
A4820T-COPR-CG	899	718	1.5	48	20	37	2
A5420T-COPR-CG	1013	811	1.5	54	20	41	2.5
A6020T-COPR-CG	1126	903	1.5	60	20	45	3
A6620T-COPR-CG	1242	994	1.5	66	20	49	3.5
A7220T-COPR-CG	1357	1088	1.5	72	20	53	4

- Executive Bridge Top Right
- Undercut edge side connects to 29" high work table and other side sits on top of 20" deep Pedestal/Riser box.

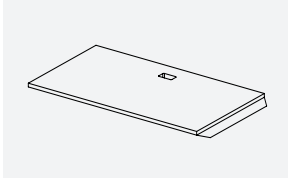
A-24T-COPL-CG • Executive Bridge Top Left, 24" Deep



PRODUCT	PRICE		SIZE (INCHES)			WEIGHT VOL	
	STANDARD	LAMINATE	H	W	D	LBS	FT ³
A3624T-COPL-CG	694	556	1.5	36	24	38	1.5
A4224T-COPL-CG	811	649	1.5	42	24	44	2
A4824T-COPL-CG	927	741	1.5	48	24	50	2.5
A5424T-COPL-CG	1042	833	1.5	54	24	56	3
A6024T-COPL-CG	1156	926	1.5	60	24	62	3.5
A6624T-COPL-CG	1271	1018	1.5	66	24	68	4
A7224T-COPL-CG	1387	1109	1.5	72	24	74	4.5

- Executive Bridge Top Left
- Undercut edge side connects to 29" high work table and other side sits on top of Credenza/Riser box.

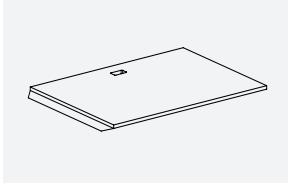
A-24T-COPR-CG • Executive Bridge Top Right, 24" Deep



PRODUCT	PRICE		SIZE (INCHES)			WEIGHT VOL	
	STANDARD	LAMINATE	H	W	D	LBS	FT ³
A3624T-COPR-CG	694	556	1.5	36	24	38	1.5
A4224T-COPR-CG	811	649	1.5	42	24	44	2
A4824T-COPR-CG	927	741	1.5	48	24	50	2.5
A5424T-COPR-CG	1042	833	1.5	54	24	56	3
A6024T-COPR-CG	1156	926	1.5	60	24	62	3.5
A6624T-COPR-CG	1271	1018	1.5	66	24	68	4
A7224T-COPR-CG	1387	1109	1.5	72	24	74	4.5

- Executive Bridge Top Right
- Undercut edge side connects to 29" high work table and other side sits on top of Credenza/Riser box.

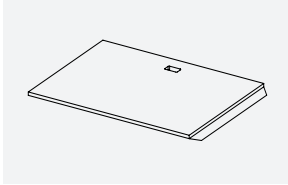
A-32T-COPL-CG • Executive Bridge Top Left, 32" Deep



PRODUCT	PRICE		SIZE (INCHES)			WEIGHT VOL	
	STANDARD	LAMINATE	H	W	D	LBS	FT ³
A3632T-COPL-CG	927	741	1.5	36	32	53	2
A4232T-COPL-CG	1080	865	1.5	42	32	57	2.5
A4832T-COPL-CG	1235	988	1.5	48	32	61	3
A5432T-COPL-CG	1389	1111	1.5	54	32	65	3.5
A6032T-COPL-CG	1540	1232	1.5	60	32	69	4
A6632T-COPL-CG	1693	1355	1.5	66	32	73	4.5
A7232T-COPL-CG	1848	1478	1.5	72	32	77	5

- Executive Bridge Top Left
- Undercut edge side connects to 29" high work table and other side sits on top of Credenza/Riser box.

A-32T-COPR-CG • Executive Bridge Top Right, 32" Deep



PRODUCT	PRICE		SIZE (INCHES)			WEIGHT VOL	
	STANDARD	LAMINATE	H	W	D	LBS	FT ³
A3632T-COPR-CG	927	741	1.5	36	32	53	2
A4232T-COPR-CG	1080	865	1.5	42	32	57	2.5
A4832T-COPR-CG	1235	988	1.5	48	32	61	3
A5432T-COPR-CG	1389	1111	1.5	54	32	65	3.5
A6032T-COPR-CG	1540	1232	1.5	60	32	69	4
A6632T-COPR-CG	1693	1355	1.5	66	32	73	4.5
A7232T-COPR-CG	1848	1478	1.5	72	32	77	5

- Executive Bridge Top Right
- Undercut edge side connects to 29" high work table and other side sits on top of Credenza/Riser box.

32" WIDE FREESTANDING PEDESTAL AND STORAGE • TECHNICAL INFORMATION

- All Pedestals and Storage units are shipped assembled.
- Freestanding Pedestals and Storage may be used as stand alone units or as the Peninsula Table Support (20" and 27.5" height units).
- To support the Peninsula Table with 20"H Pedestal, the Riser Box is required (see Tables / Accessories section).
- Pedestal and Storage units are available in two base heights: 4" (xxLB = Low Base) or 11.5" (xxHB = High Base)
- All drawer fronts have one vertical handle (PL89) installed.
- Front locking is standard on the Pedestals with box/file and file drawers.
- Optional locking and handles on doors (Storage units) are available (see Accessories section).
- Optional Cushions (32" x 14") for Pedestal tops are available (see Accessories section).

PEDESTALS AND STORAGE • GUIDELINES FOR ORDERING PRODUCT

CODES: The price list uses a product coding system that is specific to each of the units. The product description (next to the code) explains in detail construction of the unit.

SPECIFICATION EXAMPLE OF A PEDESTAL

PRODUCT CODE:

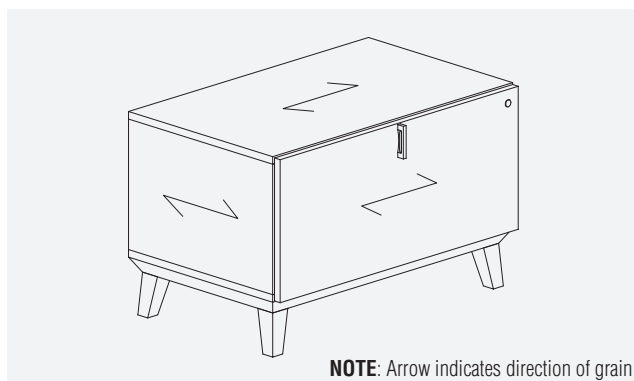
AP1LB
 A = Corby Series
 P = Pedestal
 1 = Product ID number (Freestanding Pedestal 20"H x 32"W x 20"D)
 LB = Low Base

CHOOSE FINISH OPTION:

Standard Finish: Veneer top, chassis, fronts and matching hardwood legs. Please see page A.18
 Laminate Finish: Please add "/P" to the end of the product code, includes HP laminate top, LP laminate chassis and fronts with painted hardwood legs. Please see page A.18

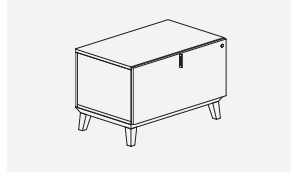
LOCK:

Choose Optional Lock on doors (see Accessories section)



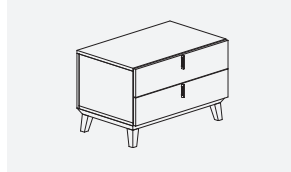
NOTE: Arrow indicates direction of grain

AP1LB • 20"H Freestanding Pedestal



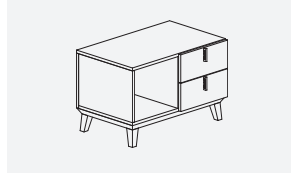
PRODUCT	PRICE		SIZE (INCHES)			WEIGHT VOL		<ul style="list-style-type: none"> • Freestanding pedestal with front locking lateral drawer • Low base
	STANDARD	LAMINATE	H	W	D	LBS	FT ³	
AP1LB	2190	1751	20	32	20	106	9	

AP2LB • 20"H Freestanding Pedestal



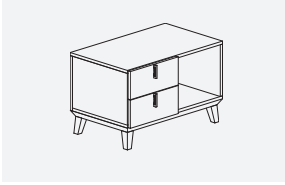
PRODUCT	PRICE		SIZE (INCHES)			WEIGHT VOL		<ul style="list-style-type: none"> • Freestanding pedestal with two box drawers • Low base
	STANDARD	LAMINATE	H	W	D	LBS	FT ³	
AP2LB	2175	1741	20	32	20	105	9	

AP3LB • 20"H Freestanding Pedestal



PRODUCT	PRICE		SIZE (INCHES)			WEIGHT VOL		<ul style="list-style-type: none"> • Freestanding pedestal with open cabinet left, two box drawers right • Low base
	STANDARD	LAMINATE	H	W	D	LBS	FT ³	
AP3LB	2312	1850	20	32	20	105	9	

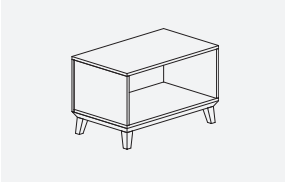
AP4LB • 20"H Freestanding Pedestal



PRODUCT	PRICE		SIZE (INCHES)			WEIGHT VOL	
	STANDARD	LAMINATE	H	W	D	LBS	FT ³
AP4LB	2312	1850	20	32	20	105	9

- Freestanding pedestal with two box drawers left, open cabinet right
- Low base

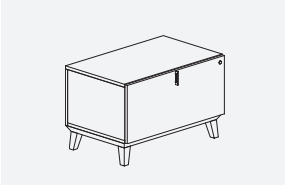
AP5LB • 20"H Freestanding Pedestal



PRODUCT	PRICE		SIZE (INCHES)			WEIGHT VOL	
	STANDARD	LAMINATE	H	W	D	LBS	FT ³
AP5LB	1892	1514	20	32	20	86	9

- Freestanding pedestal with open cabinet
- Low base

AP1LB32 • 20"H Freestanding Pedestal



PRODUCT	PRICE		SIZE (INCHES)			WEIGHT VOL	
	STANDARD	LAMINATE	H	W	D	LBS	FT ³
AP1LB32	2325	1860	20	32	32	136	14

- Freestanding pedestal with front locking lateral drawer
- Can be used to support peninsula table in conjunction with the Riser Box (ASPBOX2814) - optional
- Low base

AP2LB32 • 20"H Freestanding Pedestal



PRODUCT	PRICE		SIZE (INCHES)			WEIGHT VOL	
	STANDARD	LAMINATE	H	W	D	LBS	FT ³
AP2LB32	2312	1850	20	32	32	135	14

- Freestanding pedestal with two box drawers
- Can be used to support peninsula table in conjunction with the Riser Box (ASPBOX2814) - optional
- Low base

AP3LB32 • 20"H Freestanding Pedestal



PRODUCT	PRICE		SIZE (INCHES)			WEIGHT VOL	
	STANDARD	LAMINATE	H	W	D	LBS	FT ³
AP3LB32	2446	1957	20	32	32	135	14

- Freestanding pedestal with open cabinet left, two box drawers right
- Can be used to support peninsula table in conjunction with the Riser Box (ASPBOX2814) - optional
- Low base

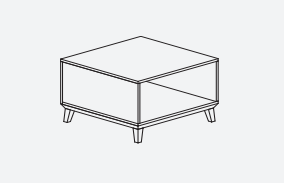
AP4LB32 • 20"H Freestanding Pedestal



PRODUCT	PRICE		SIZE (INCHES)			WEIGHT VOL	
	STANDARD	LAMINATE	H	W	D	LBS	FT ³
AP4LB32	2446	1957	20	32	32	135	14

- Freestanding pedestal with two box drawers left, open cabinet right
- Can be used to support peninsula table in conjunction with the Riser Box (ASPBOX2814) - optional
- Low base

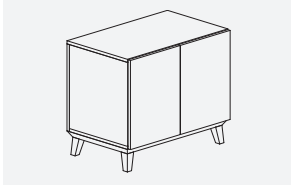
AP5LB32 • 20"H Freestanding Pedestal



PRODUCT	PRICE		SIZE (INCHES)			WEIGHT VOL	
	STANDARD	LAMINATE	H	W	D	LBS	FT ³
AP5LB32	2028	1624	20	32	32	116	14

- Freestanding pedestal with open cabinet
- Can be used to support peninsula table in conjunction with the Riser Box (ASPBOX2814) - optional
- Low base

AP6LB • 28”H Freestanding Pedestal



PRODUCT	PRICE		SIZE (INCHES)			WEIGHT VOL	
	STANDARD	LAMINATE	H	W	D	LBS	FT ³
AP6LB	2299	1839	27.5	32	20	117	12

- Freestanding storage cabinet with two doors, one adjustable shelf
- Low base

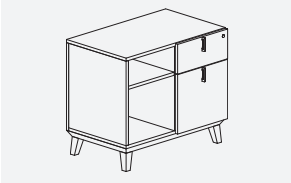
AP7LB • 28”H Freestanding Pedestal



PRODUCT	PRICE		SIZE (INCHES)			WEIGHT VOL	
	STANDARD	LAMINATE	H	W	D	LBS	FT ³
AP7LB	2933	2347	27.5	32	20	124	12

- Freestanding pedestal with front locking lateral and box drawer
- Low base

AP8LB • 28”H Freestanding Pedestal



PRODUCT	PRICE		SIZE (INCHES)			WEIGHT VOL	
	STANDARD	LAMINATE	H	W	D	LBS	FT ³
AP8LB	3067	2455	27.5	32	20	127	12

- Freestanding pedestal, open with fixed shelf left, front locking box file drawer right
- Low base

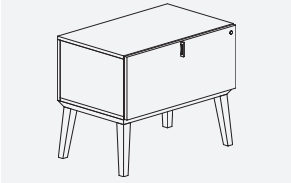
AP9LB • 28”H Freestanding Pedestal



PRODUCT	PRICE		SIZE (INCHES)			WEIGHT VOL	
	STANDARD	LAMINATE	H	W	D	LBS	FT ³
AP9LB	3067	2455	27.5	32	20	127	12

- Freestanding pedestal with front locking box file drawer left, open with fixed - shelf right
- Low base

AP1HB • 28”H Freestanding Pedestal



PRODUCT	PRICE		SIZE (INCHES)			WEIGHT VOL	
	STANDARD	LAMINATE	H	W	D	LBS	FT ³
AP1HB	2461	1967	27.5	32	20	111	12

- Freestanding pedestal with front locking lateral drawer
- High base


AP2HB • 28”H Freestanding Pedestal



PRODUCT	PRICE		SIZE (INCHES)			WEIGHT VOL	
	STANDARD	LAMINATE	H	W	D	LBS	FT ³
AP2HB	2446	1957	27.5	32	20	110	12

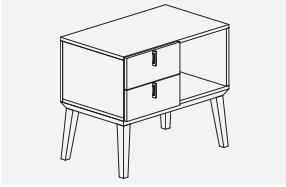
- Freestanding pedestal with two box drawers
- High base

AP3HB • 28”H Freestanding Pedestal



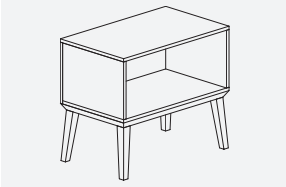
PRODUCT	PRICE		SIZE (INCHES)			WEIGHT VOL	
	STANDARD	LAMINATE	H	W	D	LBS	FT ³
AP3HB	2312	1850	27.5	32	20	110	12

- Freestanding pedestal with open cabinet left, two box drawers right
- High base

AP4HB • 28”H Freestanding Pedestal

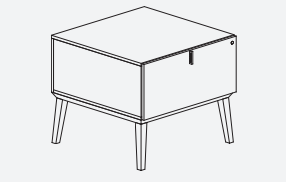
PRODUCT	PRICE		SIZE (INCHES)			WEIGHT VOL	
	STANDARD	LAMINATE	H	W	D	LBS	FT ³
AP4HB	2312	1850	27.5	32	20	110	12

- Freestanding pedestal with two box drawers left, open cabinet right
- High base

AP5HB • 28”H Freestanding Pedestal


PRODUCT	PRICE		SIZE (INCHES)			WEIGHT VOL	
	STANDARD	LAMINATE	H	W	D	LBS	FT ³
AP5HB	1892	1514	27.5	32	20	91	12

- Freestanding pedestal with open cabinet
- High base

AP1HB32 • 28”H Freestanding Pedestal

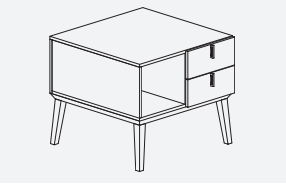
PRODUCT	PRICE		SIZE (INCHES)			WEIGHT VOL	
	STANDARD	LAMINATE	H	W	D	LBS	FT ³
AP1HB32	2595	2076	27.5	32	32	141	18

- Freestanding pedestal with front locking lateral drawer
- Can be used to support peninsula table
- High base

AP2HB32 • 28”H Freestanding Pedestal

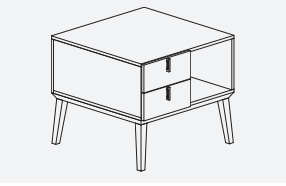
PRODUCT	PRICE		SIZE (INCHES)			WEIGHT VOL	
	STANDARD	LAMINATE	H	W	D	LBS	FT ³
AP2HB32	2582	2067	27.5	32	32	140	18

- Freestanding pedestal with two box drawers
- Can be used to support peninsula table
- High base

AP3HB32 • 28”H Freestanding Pedestal

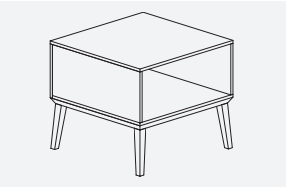
PRODUCT	PRICE		SIZE (INCHES)			WEIGHT VOL	
	STANDARD	LAMINATE	H	W	D	LBS	FT ³
AP3HB32	2446	1957	27.5	32	32	140	18

- Freestanding pedestal with open cabinet left, two box drawers right
- Can be used to support peninsula table
- High base

AP4HB32 • 28”H Freestanding Pedestal

PRODUCT	PRICE		SIZE (INCHES)			WEIGHT VOL	
	STANDARD	LAMINATE	H	W	D	LBS	FT ³
AP4HB32	2446	1957	27.5	32	32	140	18

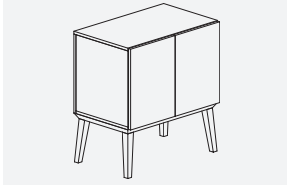
- Freestanding pedestal with two box drawers left, open cabinet right
- Can be used to support peninsula table
- High base

AP5HB32 • 28”H Freestanding Pedestal

PRODUCT	PRICE		SIZE (INCHES)			WEIGHT VOL	
	STANDARD	LAMINATE	H	W	D	LBS	FT ³
AP5HB32	2028	1624	27.5	32	32	121	18

- Freestanding pedestal with open cabinet
- Can be used to support peninsula table
- High base

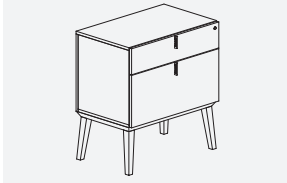
AP6HB • 35”H Freestanding Pedestal



PRODUCT	PRICE		SIZE (INCHES)			WEIGHT VOL	
	STANDARD	LAMINATE	H	W	D	LBS	FT ³
AP6HB	2569	2055	35	32	20	122	15

- Freestanding storage cabinet with two doors, one adjustable shelf
- High base

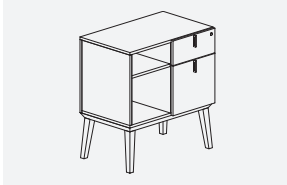
AP7HB • 35”H Freestanding Pedestal



PRODUCT	PRICE		SIZE (INCHES)			WEIGHT VOL	
	STANDARD	LAMINATE	H	W	D	LBS	FT ³
AP7HB	3204	2563	35	32	20	129	15

- Freestanding pedestal with front locking lateral and box drawer
- High base

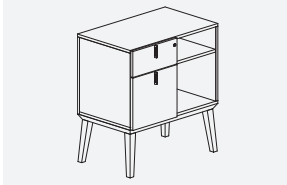
AP8HB • 35”H Freestanding Pedestal



PRODUCT	PRICE		SIZE (INCHES)			WEIGHT VOL	
	STANDARD	LAMINATE	H	W	D	LBS	FT ³
AP8HB	3340	2672	35	32	20	132	15

- Freestanding pedestal open with fixed shelf left, front locking box file drawer right
- High base

AP9HB • 35”H Freestanding Pedestal



PRODUCT	PRICE		SIZE (INCHES)			WEIGHT VOL	
	STANDARD	LAMINATE	H	W	D	LBS	FT ³
AP9HB	3340	2672	35	32	20	132	15

- Freestanding pedestal with front locking box file drawer left, open with fixed - shelf right
- High base

64"W and 96"W FREESTANDING CREDENZAS • TECHNICAL INFORMATION

- All Credenzas are shipped assembled.
- Freestanding Credenzas may be used as stand alone units or as the Peninsula Table Support (20" and 27.5" Height units)
- To support the Peninsula Table with 20"H Credenza, the Riser Box is required (see Tables or Accessories section).
- Credenza units are available in two base heights: 4" (xxLB = Low Base), or 11.5" (xxHB = High Base).
- All drawer fronts have vertical handle (PL89) installed where indicated.
- Front locking is standard on the Credenzas with box/lateral and lateral drawers.
- Optional locking on doors (storage units) are available. Add suffix LO at the end of product code (e.g: AC17LB-LO).
- Optional Cushions (32" x 14") for Credenza tops are available (see Accessories section).

FREESTANDING CREDENZAS • GUIDELINES FOR ORDERING PRODUCT

CODES: The price list uses a product coding system that is specific to each of the units. The product description (next to the code) explains in detail the construction of the unit.

SPECIFICATION EXAMPLE OF A 96"W FREESTANDING CREDENZA

PRODUCT CODE: AC17LB

A = Corby Series

C = Credenza

17 = Product ID number (Freestanding Credenza 20H" x 96"W x 20"D)

LB = Low Base (4")

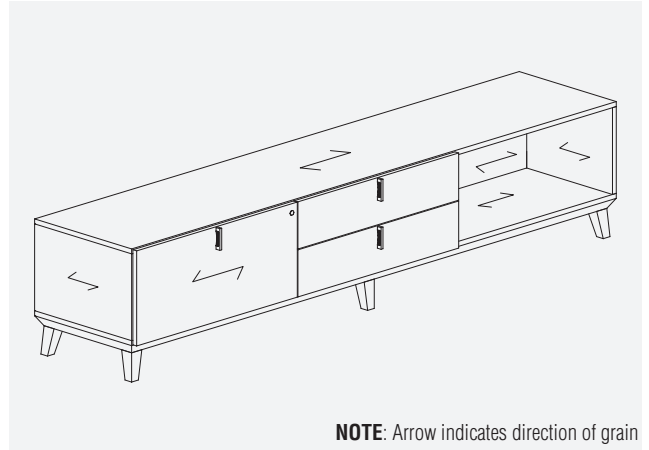
CHOOSE FINISH OPTION:

Standard Finish: Veneer top, chassis, fronts and matching hardwood legs. Please see page A.18

Laminate Finish: Please add "/P" to the end of the product code, includes HP laminate top, LP laminate chassis and fronts with painted hardwood legs. Please see page A.18

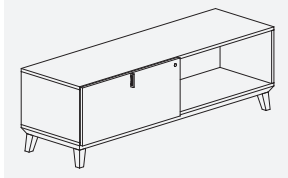
LOCK:

Choose optional lock on doors (see Accessories section).



NOTE: Arrow indicates direction of grain

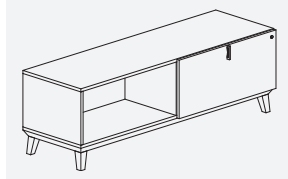
AC1LLB • 20"H Freestanding Credenza, 64"W



PRODUCT	PRICE		SIZE (INCHES)			WEIGHT VOL	
	STANDARD	LAMINATE	H	W	D	LBS	FT ³
AC1LLB	3881	3104	20	64	20	161	17

- Freestanding credenza with front locking lateral drawer left, open right
- Low base

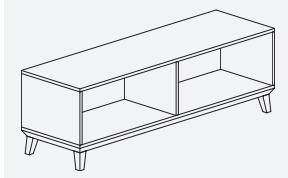
AC1RLB • 20"H Freestanding Credenza, 64"W



PRODUCT	PRICE		SIZE (INCHES)			WEIGHT VOL	
	STANDARD	LAMINATE	H	W	D	LBS	FT ³
AC1RLB	3881	3104	20	64	20	161	17

- Freestanding credenza, open left, front locking lateral drawer right
- Low base

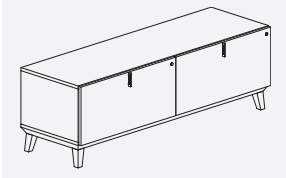
AC2LB • 20"H Freestanding Credenza, 64"W



PRODUCT	PRICE		SIZE (INCHES)			WEIGHT VOL	
	STANDARD	LAMINATE	H	W	D	LBS	FT ³
AC2LB	3313	2651	20	64	20	141	17

- Freestanding credenza, open left and right
- Low base

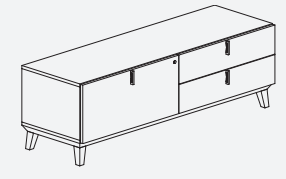
AC3LB • 20”H Freestanding Credenza, 64”W



PRODUCT	PRICE		SIZE (INCHES)			WEIGHT VOL	
	STANDARD	LAMINATE	H	W	D	LBS	FT ³
AC3LB	4311	3449	20	64	20	180	17

- Freestanding credenza, two front locking lateral drawers
- Low base

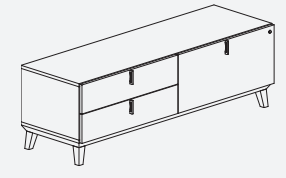
AC4LLB • 20”H Freestanding Credenza, 64”W



PRODUCT	PRICE		SIZE (INCHES)			WEIGHT VOL	
	STANDARD	LAMINATE	H	W	D	LBS	FT ³
AC4LLB	4299	3439	20	64	20	179	17

- Freestanding credenza, front locking lateral drawer left, two box drawers right
- Low base

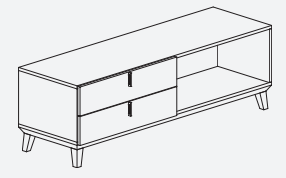
AC4RLB • 20”H Freestanding Credenza, 64”W



PRODUCT	PRICE		SIZE (INCHES)			WEIGHT VOL	
	STANDARD	LAMINATE	H	W	D	LBS	FT ³
AC4RLB	4299	3439	20	64	20	179	17

- Freestanding credenza, two box drawers left, front locking lateral drawer right
- Low base

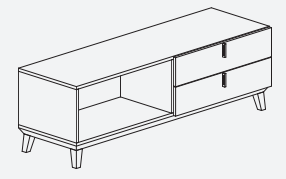
AC5LLB • 20”H Freestanding Credenza, 64”W



PRODUCT	PRICE		SIZE (INCHES)			WEIGHT VOL	
	STANDARD	LAMINATE	H	W	D	LBS	FT ³
AC5LLB	3881	3104	20	64	20	160	17

- Freestanding credenza, two box drawers left, open right
- Low base

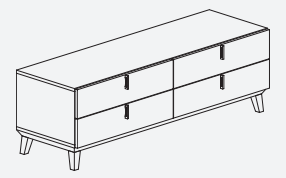
AC5RLB • 20”H Freestanding Credenza, 64”W



PRODUCT	PRICE		SIZE (INCHES)			WEIGHT VOL	
	STANDARD	LAMINATE	H	W	D	LBS	FT ³
AC5RLB	3881	3104	20	64	20	160	17

- Freestanding credenza, open left, two box drawers right
- Low base

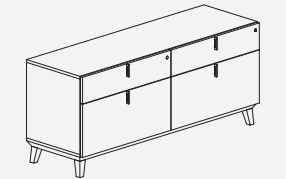
AC6LB • 20”H Freestanding Credenza, 64”W



PRODUCT	PRICE		SIZE (INCHES)			WEIGHT VOL	
	STANDARD	LAMINATE	H	W	D	LBS	FT ³
AC6LB	4149	3320	20	64	20	179	17

- Freestanding credenza, four box drawers
- Low base

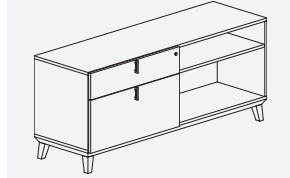
AC7LB • 28”H Freestanding Credenza, 64”W



PRODUCT	PRICE		SIZE (INCHES)			WEIGHT VOL	
	STANDARD	LAMINATE	H	W	D	LBS	FT ³
AC7LB	5204	4162	27.5	64	20	213	23

- Freestanding credenza, front locking lateral drawer with box drawer left and right
- Low base

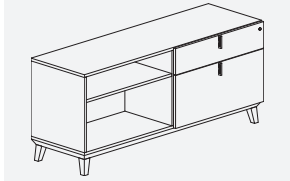
AC8LLB • 28”H Freestanding Credenza, 64”W



PRODUCT	PRICE		SIZE (INCHES)			WEIGHT	VOL
	STANDARD	LAMINATE	H	W	D	LBS	FT ³
AC8LLB	4622	3699	27.5	64	20	194	23

- Freestanding credenza, front locking lateral drawer with box drawer left, open with fixed shelf right
- Low base

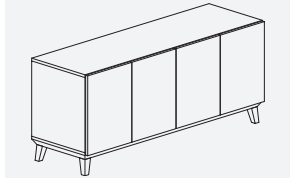
AC8RLB • 28”H Freestanding Credenza, 64”W



PRODUCT	PRICE		SIZE (INCHES)			WEIGHT	VOL
	STANDARD	LAMINATE	H	W	D	LBS	FT ³
AC8RLB	4622	3699	27.5	64	20	194	23

- Freestanding credenza, open with fixed shelf left, front locking lateral drawer with box drawer right
- Low base

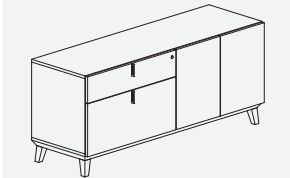
AC9LB • 28”H Freestanding Credenza, 64”W



PRODUCT	PRICE		SIZE (INCHES)			WEIGHT	VOL
	STANDARD	LAMINATE	H	W	D	LBS	FT ³
AC9LB	4595	3676	27.5	64	20	189	23

- Freestanding credenza, four doors with two adjustable shelves
- Low base

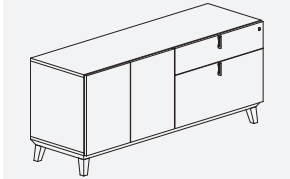
AC10LLB • 28”H Freestanding Credenza, 64”W



PRODUCT	PRICE		SIZE (INCHES)			WEIGHT	VOL
	STANDARD	LAMINATE	H	W	D	LBS	FT ³
AC10LLB	4893	3916	27.5	64	20	206	23

- Freestanding credenza, front locking lateral drawer with box drawer left, two doors with adjustable shelf right
- Low base

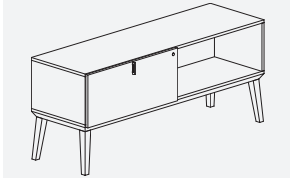
AC10RLB • 28”H Freestanding Credenza, 64”W



PRODUCT	PRICE		SIZE (INCHES)			WEIGHT	VOL
	STANDARD	LAMINATE	H	W	D	LBS	FT ³
AC10RLB	4893	3916	27.5	64	20	206	23

- Freestanding credenza, two doors with adjustable shelf left, front locking lateral drawer with box drawer right
- Low base

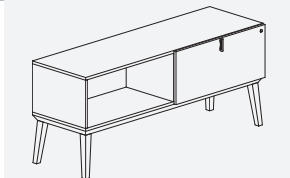
AC1LHB • 28”H Freestanding Credenza, 64”W



PRODUCT	PRICE		SIZE (INCHES)			WEIGHT	VOL
	STANDARD	LAMINATE	H	W	D	LBS	FT ³
AC1LHB	4149	3320	27.5	64	20	166	23

- Freestanding credenza, front locking lateral drawer left, open right
- High base

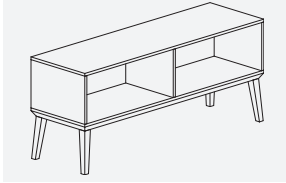
AC1RHB • 28”H Freestanding Credenza, 64”W



PRODUCT	PRICE		SIZE (INCHES)			WEIGHT	VOL
	STANDARD	LAMINATE	H	W	D	LBS	FT ³
AC1RHB	4149	3320	27.5	64	20	166	23

- Freestanding credenza, open left, front locking lateral drawer right
- High base

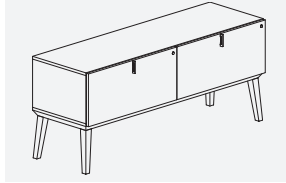
AC2HB • 28”H Freestanding Credenza, 64”W



PRODUCT	PRICE		SIZE (INCHES)			WEIGHT VOL	
	STANDARD	LAMINATE	H	W	D	LBS	FT ³
AC2HB	3582	2864	27.5	64	20	146	23

- Freestanding credenza, open left, open right
- High base

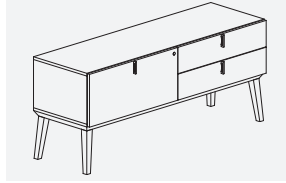
AC3HB • 28”H Freestanding Credenza, 64”W



PRODUCT	PRICE		SIZE (INCHES)			WEIGHT VOL	
	STANDARD	LAMINATE	H	W	D	LBS	FT ³
AC3HB	4447	3560	27.5	64	20	185	23

- Freestanding credenza, two front locking lateral drawers
- High base

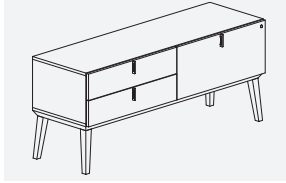
AC4LHB • 28”H Freestanding Credenza, 64”W



PRODUCT	PRICE		SIZE (INCHES)			WEIGHT VOL	
	STANDARD	LAMINATE	H	W	D	LBS	FT ³
AC4LHB	4433	3548	27.5	64	20	184	23

- Freestanding credenza, front locking lateral drawer left, two box drawers right
- High base

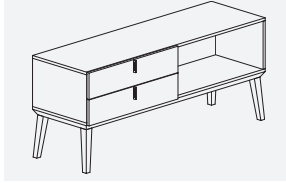
AC4RHB • 28”H Freestanding Credenza, 64”W



PRODUCT	PRICE		SIZE (INCHES)			WEIGHT VOL	
	STANDARD	LAMINATE	H	W	D	LBS	FT ³
AC4RHB	4433	3548	27.5	64	20	184	23

- Freestanding credenza, two box drawers left, front locking lateral right
- High base

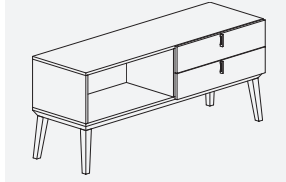
AC5LHB • 28”H Freestanding Credenza, 64”W



PRODUCT	PRICE		SIZE (INCHES)			WEIGHT VOL	
	STANDARD	LAMINATE	H	W	D	LBS	FT ³
AC5LHB	4149	3320	27.5	64	20	165	23

- Freestanding credenza, two box drawers left, open right
- High base

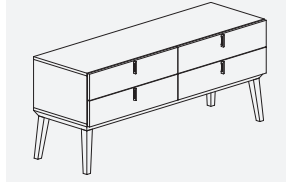
AC5RHB • 28”H Freestanding Credenza, 64”W



PRODUCT	PRICE		SIZE (INCHES)			WEIGHT VOL	
	STANDARD	LAMINATE	H	W	D	LBS	FT ³
AC5RHB	4149	3320	27.5	64	20	165	23

- Freestanding credenza, open left, two box drawers right
- High base

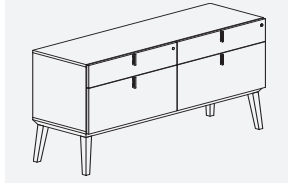
AC6HB • 28”H Freestanding Credenza, 64”W



PRODUCT	PRICE		SIZE (INCHES)			WEIGHT VOL	
	STANDARD	LAMINATE	H	W	D	LBS	FT ³
AC6HB	4419	3537	27.5	64	20	184	23

- Freestanding credenza with four box drawers
- High base

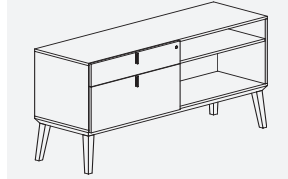
AC7HB • 35”H Freestanding Credenza, 64”W



PRODUCT	PRICE		SIZE (INCHES)			WEIGHT VOL	
	STANDARD	LAMINATE	H	W	D	LBS	FT ³
AC7HB	5475	4381	35	64	20	218	29

- Freestanding credenza, front locking lateral with box drawer left and right
- High base

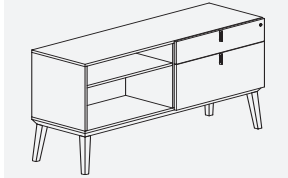
AC8LHB • 35”H Freestanding Credenza, 64”W



PRODUCT	PRICE		SIZE (INCHES)			WEIGHT VOL	
	STANDARD	LAMINATE	H	W	D	LBS	FT ³
AC8LHB	4893	3916	35	64	20	199	29

- Freestanding credenza, front locking lateral with box drawer left, open with fixed - shelf right

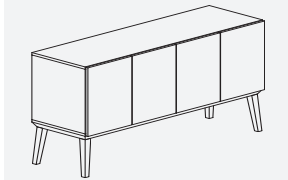
AC8RHB • 35”H Freestanding Credenza, 64”W



PRODUCT	PRICE		SIZE (INCHES)			WEIGHT VOL	
	STANDARD	LAMINATE	H	W	D	LBS	FT ³
AC8RHB	4893	3916	35	64	20	199	29

- Freestanding credenza, open with fixed shelf left, front locking lateral with box drawer right
- High base

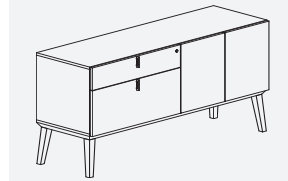
AC9HB • 35”H Freestanding Credenza, 64”W



PRODUCT	PRICE		SIZE (INCHES)			WEIGHT VOL	
	STANDARD	LAMINATE	H	W	D	LBS	FT ³
AC9HB	4866	3894	35	64	20	194	29

- Freestanding credenza, four doors with two adjustable shelves
- High base

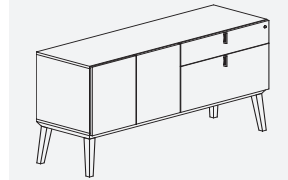
AC10LHB • 35”H Freestanding Credenza, 64”W



PRODUCT	PRICE		SIZE (INCHES)			WEIGHT VOL	
	STANDARD	LAMINATE	H	W	D	LBS	FT ³
AC10LHB	5162	4131	35	64	20	211	29

- Freestanding credenza, front locking lateral drawer with box drawer left, two doors with adjustable shelf right
- High base

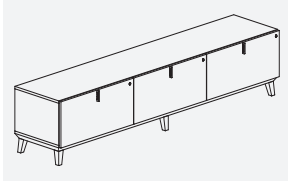
AC10RHB • 35”H Freestanding Credenza, 64”W



PRODUCT	PRICE		SIZE (INCHES)			WEIGHT VOL	
	STANDARD	LAMINATE	H	W	D	LBS	FT ³
AC10RHB	5162	4131	35	64	20	211	29

- Freestanding credenza, two doors with adjustable shelf left, front locking lateral drawer with box drawer right
- High base

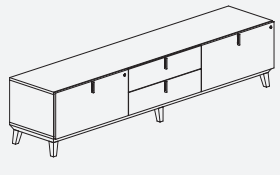
AC11LB • 20”H Freestanding Credenza, 96”W



PRODUCT	PRICE		SIZE (INCHES)			WEIGHT VOL	
	STANDARD	LAMINATE	H	W	D	LBS	FT ³
AC11LB	6434	5148	20	96	20	259	25

- Freestanding credenza, three front locking lateral drawers
- Low base

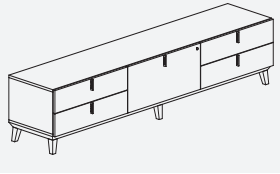
AC12LB • 20”H Freestanding Credenza, 96”W



PRODUCT	PRICE		SIZE (INCHES)			WEIGHT VOL	
	STANDARD	LAMINATE	H	W	D	LBS	FT ³
AC12LB	6421	5139	20	96	20	258	25

- Freestanding credenza, front locking lateral drawer left, two box drawers centre, front locking lateral drawer right
- Low base

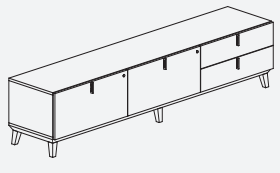
AC13LB • 20”H Freestanding Credenza, 96”W



PRODUCT	PRICE		SIZE (INCHES)			WEIGHT VOL	
	STANDARD	LAMINATE	H	W	D	LBS	FT ³
AC13LB	6408	5127	20	96	20	257	25

- Freestanding credenza, two box drawers left, front locking lateral drawer centre, two box drawers right
- Low base

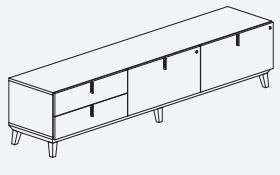
AC14LB • 20”H Freestanding Credenza, 96”W



PRODUCT	PRICE		SIZE (INCHES)			WEIGHT VOL	
	STANDARD	LAMINATE	H	W	D	LBS	FT ³
AC14LB	6421	5139	20	96	20	258	25

- Freestanding credenza, front locking lateral drawer left and centre, two box drawers right
- Low base

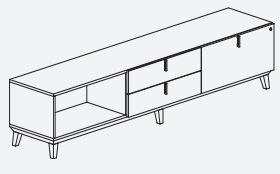
AC15LB • 20”H Freestanding Credenza, 96”W



PRODUCT	PRICE		SIZE (INCHES)			WEIGHT VOL	
	STANDARD	LAMINATE	H	W	D	LBS	FT ³
AC15LB	6421	5139	20	96	20	258	25

- Freestanding credenza with two box drawers left, front locking lateral drawer centre and right
- Low base

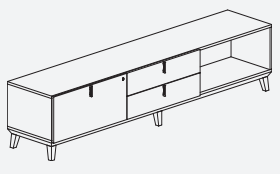
AC16LB • 20”H Freestanding Credenza, 96”W



PRODUCT	PRICE		SIZE (INCHES)			WEIGHT VOL	
	STANDARD	LAMINATE	H	W	D	LBS	FT ³
AC16LB	5987	4791	20	96	20	239	25

- Freestanding credenza, open left, two box drawers centre, front locking lateral drawer right
- Low base

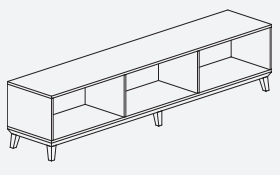
AC17LB • 20”H Freestanding Credenza, 96”W



PRODUCT	PRICE		SIZE (INCHES)			WEIGHT VOL	
	STANDARD	LAMINATE	H	W	D	LBS	FT ³
AC17LB	5987	4791	20	96	20	239	25

- Freestanding credenza, front locking lateral drawer left, two box drawers centre, open right
- Low base

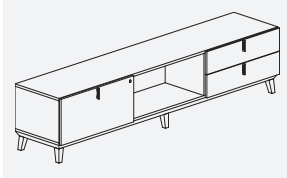
AC18LB • 20”H Freestanding Credenza, 96”W



PRODUCT	PRICE		SIZE (INCHES)			WEIGHT VOL	
	STANDARD	LAMINATE	H	W	D	LBS	FT ³
AC18LB	5135	4109	20	96	20	201	25

- Freestanding credenza, open left, centre and right
- Low base

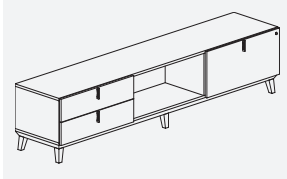
AC19LB • 20”H Freestanding Credenza, 96”W



PRODUCT	PRICE		SIZE (INCHES)			WEIGHT VOL	
	STANDARD	LAMINATE	H	W	D	LBS	FT ³
AC19LB	5987	4791	20	96	20	239	25

- Freestanding credenza, front locking lateral drawer left, open centre, two box drawers right
- Low base

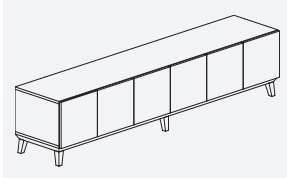
AC20LB • 20”H Freestanding Credenza, 96”W



PRODUCT	PRICE		SIZE (INCHES)			WEIGHT VOL	
	STANDARD	LAMINATE	H	W	D	LBS	FT ³
AC20LB	5987	4791	20	96	20	239	25

- Freestanding credenza, two box drawers left, open centre, front locking lateral drawer right
- Low base

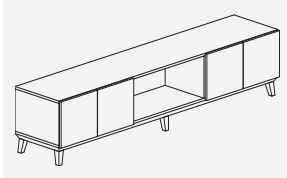
AC21LB • 20”H Freestanding Credenza, 96”W



PRODUCT	PRICE		SIZE (INCHES)			WEIGHT VOL	
	STANDARD	LAMINATE	H	W	D	LBS	FT ³
AC21LB	5677	4542	20	96	20	225	25

- Freestanding credenza with six doors
- Low base

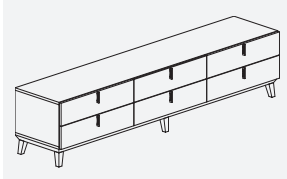
AC22LB • 20”H Freestanding Credenza, 96”W



PRODUCT	PRICE		SIZE (INCHES)			WEIGHT VOL	
	STANDARD	LAMINATE	H	W	D	LBS	FT ³
AC22LB	5542	4433	20	96	20	217	25

- Freestanding credenza with two doors left, open centre and two doors right
- Low base

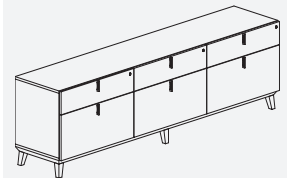
AC23LB • 20”H Freestanding Credenza, 96”W



PRODUCT	PRICE		SIZE (INCHES)			WEIGHT VOL	
	STANDARD	LAMINATE	H	W	D	LBS	FT ³
AC23LB	6394	5116	20	96	20	256	25

- Freestanding credenza with six box drawers
- Low base

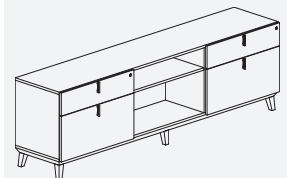
AC24LB • 28”H Freestanding Credenza, 96”W



PRODUCT	PRICE		SIZE (INCHES)			WEIGHT VOL	
	STANDARD	LAMINATE	H	W	D	LBS	FT ³
AC24LB	7069	5655	27.5	96	20	304	34

- Freestanding credenza, front locking lateral drawer with box drawer left, centre and right
- Low base

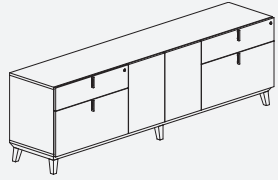
AC25LB • 28”H Freestanding Credenza, 96”W



PRODUCT	PRICE		SIZE (INCHES)			WEIGHT VOL	
	STANDARD	LAMINATE	H	W	D	LBS	FT ³
AC25LB	6421	5139	27.5	96	20	284	34

- Freestanding credenza, front locking lateral drawer with box drawer left, open with fixed shelf centre and front locking lateral drawer with box drawer right
- Low base

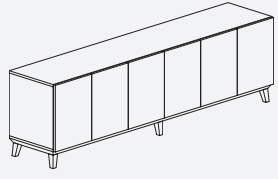
AC26LB • 28”H Freestanding Credenza, 96”W



PRODUCT	PRICE		SIZE (INCHES)			WEIGHT VOL	
	STANDARD	LAMINATE	H	W	D	LBS	FT ³
AC26LB	6556	5246	27.5	96	20	296	34

- Freestanding credenza, front locking lateral drawer with box drawer left, two door storage with adjustable shelf centre and front locking lateral drawer with box drawer right

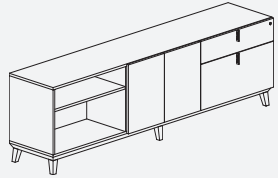
AC27LB • 28”H Freestanding Credenza, 96”W



PRODUCT	PRICE		SIZE (INCHES)			WEIGHT VOL	
	STANDARD	LAMINATE	H	W	D	LBS	FT ³
AC27LB	6081	4866	27.5	96	20	281	34

- Freestanding credenza, six doors with three adjustable shelves
- Low base

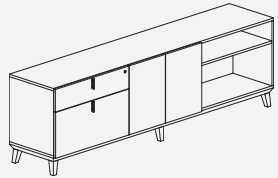
AC28LB • 28”H Freestanding Credenza, 96”W



PRODUCT	PRICE		SIZE (INCHES)			WEIGHT VOL	
	STANDARD	LAMINATE	H	W	D	LBS	FT ³
AC28LB	5906	4726	27.5	96	20	277	34

- Freestanding credenza, open with fixed shelf left, two door storage with adjustable shelf centre, front locking lateral drawer with box drawer right
- Low base

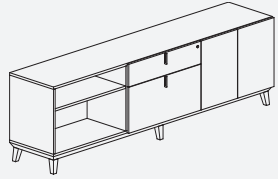
AC29LB • 28”H Freestanding Credenza, 96”W



PRODUCT	PRICE		SIZE (INCHES)			WEIGHT VOL	
	STANDARD	LAMINATE	H	W	D	LBS	FT ³
AC29LB	5906	4726	27.5	96	20	277	34

- Freestanding credenza, front locking lateral drawer with box drawer left, two door storage with adjustable shelf centre, open with fixed shelf right
- Low base

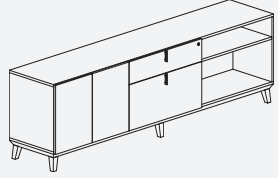
AC30LB • 28”H Freestanding Credenza, 96”W



PRODUCT	PRICE		SIZE (INCHES)			WEIGHT VOL	
	STANDARD	LAMINATE	H	W	D	LBS	FT ³
AC30LB	5906	4726	27.5	96	20	277	34

- Freestanding credenza, open with fixed shelf left, front locking lateral drawer with box drawer centre, two door storage with adjustable shelf right
- Low base

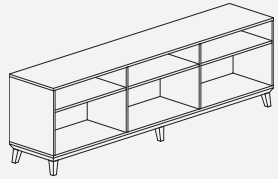
AC31LB • 28”H Freestanding Credenza, 96”W



PRODUCT	PRICE		SIZE (INCHES)			WEIGHT VOL	
	STANDARD	LAMINATE	H	W	D	LBS	FT ³
AC31LB	5906	4726	27.5	96	20	277	34

- Freestanding credenza, two door storage with adjustable shelf left, front locking lateral drawer with box drawer centre, open with fixed shelf right
- Low base

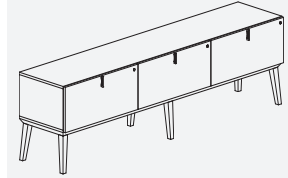
AC32LB • 28”H Freestanding Credenza, 96”W



PRODUCT	PRICE		SIZE (INCHES)			WEIGHT VOL	
	STANDARD	LAMINATE	H	W	D	LBS	FT ³
AC32LB	5677	4542	27.5	96	20	245	34

- Freestanding credenza, open with fixed shelf left, centre and right
- Low base

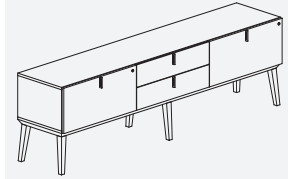
AC11HB • 28”H Freestanding Credenza, 96”W



PRODUCT	PRICE		SIZE (INCHES)			WEIGHT VOL	
	STANDARD	LAMINATE	H	W	D	LBS	FT ³
AC11HB	6703	5364	27.5	96	20	264	34

- Freestanding credenza, three front locking lateral drawers
- High base

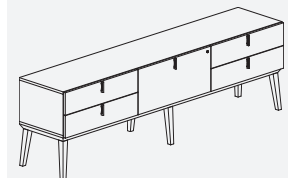
AC12HB • 28”H Freestanding Credenza, 96”W



PRODUCT	PRICE		SIZE (INCHES)			WEIGHT VOL	
	STANDARD	LAMINATE	H	W	D	LBS	FT ³
AC12HB	6691	5354	27.5	96	20	263	34

- Freestanding credenza, front locking lateral drawer left, two box drawers centre, front locking lateral drawer right
- High base

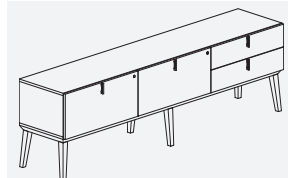
AC13HB • 28”H Freestanding Credenza, 96”W



PRODUCT	PRICE		SIZE (INCHES)			WEIGHT VOL	
	STANDARD	LAMINATE	H	W	D	LBS	FT ³
AC13HB	6676	5343	27.5	96	20	262	34

- Freestanding credenza, two box drawers left, front locking lateral drawer centre, two box drawers right
- High base

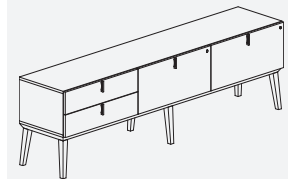
AC14HB • 28”H Freestanding Credenza, 96”W



PRODUCT	PRICE		SIZE (INCHES)			WEIGHT VOL	
	STANDARD	LAMINATE	H	W	D	LBS	FT ³
AC14HB	6691	5354	27.5	96	20	263	34

- Freestanding credenza, front locking lateral drawer left and centre, two box drawers right
- High base

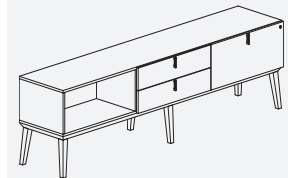
AC15HB • 28”H Freestanding Credenza, 96”W



PRODUCT	PRICE		SIZE (INCHES)			WEIGHT VOL	
	STANDARD	LAMINATE	H	W	D	LBS	FT ³
AC15HB	6691	5354	27.5	96	20	263	34

- Freestanding credenza with two box drawers left, front locking lateral drawer centre and right
- High base

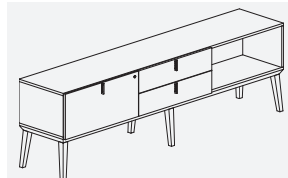
AC16HB • 28”H Freestanding Credenza, 96”W



PRODUCT	PRICE		SIZE (INCHES)			WEIGHT VOL	
	STANDARD	LAMINATE	H	W	D	LBS	FT ³
AC16HB	6257	5006	27.5	96	20	244	34

- Freestanding credenza, open left, two box drawers centre, front locking lateral drawer right
- High base

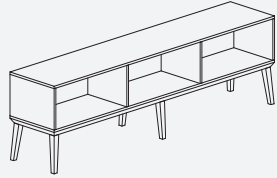
AC17HB • 28”H Freestanding Credenza, 96”W



PRODUCT	PRICE		SIZE (INCHES)			WEIGHT VOL	
	STANDARD	LAMINATE	H	W	D	LBS	FT ³
AC17HB	6257	5006	27.5	96	20	244	34

- Freestanding credenza, front locking lateral drawer left, two box drawers centre, open right
- High base

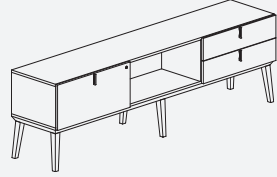
AC18HB • 28”H Freestanding Credenza, 96”W



PRODUCT	PRICE		SIZE (INCHES)			WEIGHT VOL	
	STANDARD	LAMINATE	H	W	D	LBS	FT ³
AC18HB	5407	4325	27.5	96	20	206	34

- Freestanding credenza, open left, centre and right
- High base

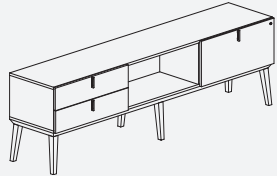
AC19HB • 28”H Freestanding Credenza, 96”W



PRODUCT	PRICE		SIZE (INCHES)			WEIGHT VOL	
	STANDARD	LAMINATE	H	W	D	LBS	FT ³
AC19HB	6257	5006	27.5	96	20	244	34

- Freestanding credenza, front locking lateral drawer left, open centre, two box drawers right
- High base

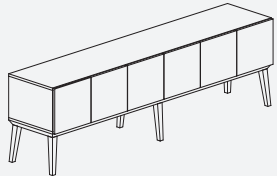
AC20HB • 28”H Freestanding Credenza, 96”W



PRODUCT	PRICE		SIZE (INCHES)			WEIGHT VOL	
	STANDARD	LAMINATE	H	W	D	LBS	FT ³
AC20HB	6257	5006	27.5	96	20	244	34

- Freestanding credenza, two box drawers left, open centre, front locking lateral drawer right
- High base

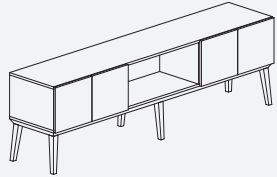
AC21HB • 28”H Freestanding Credenza, 96”W



PRODUCT	PRICE		SIZE (INCHES)			WEIGHT VOL	
	STANDARD	LAMINATE	H	W	D	LBS	FT ³
AC21HB	5948	4760	27.5	96	20	230	34

- Freestanding credenza with six doors
- High base

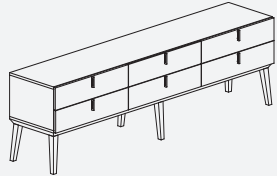
AC22HB • 28”H Freestanding Credenza, 96”W



PRODUCT	PRICE		SIZE (INCHES)			WEIGHT VOL	
	STANDARD	LAMINATE	H	W	D	LBS	FT ³
AC22HB	5810	4649	27.5	96	20	222	34

- Freestanding credenza with two doors left, open centre, two doors right
- High base

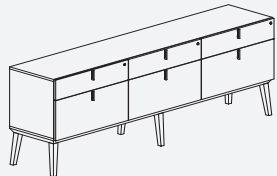
AC23HB • 28”H Freestanding Credenza, 96”W



PRODUCT	PRICE		SIZE (INCHES)			WEIGHT VOL	
	STANDARD	LAMINATE	H	W	D	LBS	FT ³
AC23HB	6664	5333	27.5	96	20	261	34

- Freestanding credenza with six box drawers
- High base

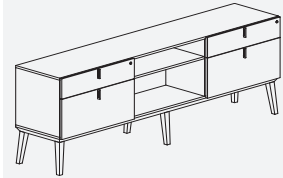
AC24HB • 35”H Freestanding Credenza, 96”W



PRODUCT	PRICE		SIZE (INCHES)			WEIGHT VOL	
	STANDARD	LAMINATE	H	W	D	LBS	FT ³
AC24HB	7340	5873	35	96	20	309	43

- Freestanding credenza, front locking lateral drawer with box drawer left, centre and right
- High base

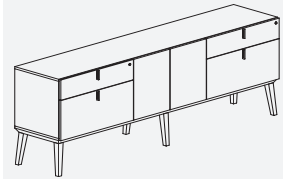
AC25HB • 35”H Freestanding Credenza, 96”W



PRODUCT	PRICE		SIZE (INCHES)			WEIGHT VOL	
	STANDARD	LAMINATE	H	W	D	LBS	FT ³
AC25HB	6691	5354	35	96	20	289	43

- Freestanding credenza, front locking lateral drawer with box drawer left, open with fixed shelf centre, front locking lateral drawer with box drawer right
- High base

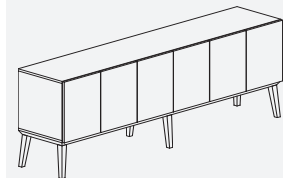
AC26HB • 35”H Freestanding Credenza, 96”W



PRODUCT	PRICE		SIZE (INCHES)			WEIGHT VOL	
	STANDARD	LAMINATE	H	W	D	LBS	FT ³
AC26HB	6824	5462	35	96	20	301	43

- Freestanding credenza, front locking lateral drawer with box drawer left, two door storage with adjustable shelf centre, front locking lateral drawer with box drawer right
- High base

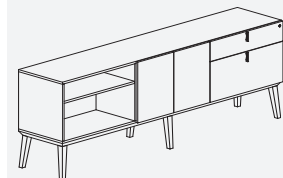
AC27HB • 35”H Freestanding Credenza, 96”W



PRODUCT	PRICE		SIZE (INCHES)			WEIGHT VOL	
	STANDARD	LAMINATE	H	W	D	LBS	FT ³
AC27HB	6353	5083	35	96	20	286	43

- Freestanding credenza, six doors with three adjustable shelves
- High base

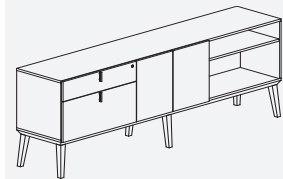
AC28HB • 35”H Freestanding Credenza, 96”W



PRODUCT	PRICE		SIZE (INCHES)			WEIGHT VOL	
	STANDARD	LAMINATE	H	W	D	LBS	FT ³
AC28HB	6175	4940	35	96	20	282	43

- Freestanding credenza, open with fixed shelf left, two door storage with adjustable shelf centre, front locking lateral drawer with box drawer right
- High base

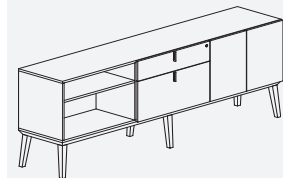
AC29HB • 35”H Freestanding Credenza, 96”W



PRODUCT	PRICE		SIZE (INCHES)			WEIGHT VOL	
	STANDARD	LAMINATE	H	W	D	LBS	FT ³
AC29HB	6175	4940	35	96	20	282	43

- Freestanding credenza, front locking lateral drawer with box drawer left, two door storage with adjustable shelf centre, open with fixed shelf right
- High base

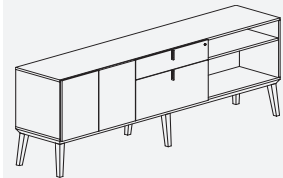
AC30HB • 35”H Freestanding Credenza, 96”W



PRODUCT	PRICE		SIZE (INCHES)			WEIGHT VOL	
	STANDARD	LAMINATE	H	W	D	LBS	FT ³
AC30HB	6175	4940	35	96	20	282	43

- Freestanding credenza, open with fixed shelf left, front locking lateral drawer with box drawer centre, two door storage with adjustable shelf right
- High base

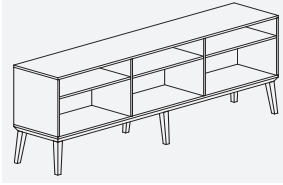
AC31HB • 35”H Freestanding Credenza, 96”W



PRODUCT	PRICE		SIZE (INCHES)			WEIGHT VOL	
	STANDARD	LAMINATE	H	W	D	LBS	FT ³
AC31HB	6175	4940	35	96	20	282	43

- Freestanding credenza, two door storage with adjustable shelf left, front locking lateral drawer with box drawer centre, open with fixed shelf right
- High base

AC32HB • 35”H Freestanding Credenza, 96”W



PRODUCT	PRICE		SIZE (INCHES)			WEIGHT VOL	
	STANDARD	LAMINATE	H	W	D	LBS	FT ³
AC32HB	5948	4760	35	96	20	250	43

- Freestanding credenza, open with fixed shelf left, centre and right
- High base

32"W and 64"W STACK-ON BOOKCASES and STORAGE CABINETS • TECHNICAL INFORMATION

- All Stack-on Bookcases and Storage Cabinets are shipped assembled.
- Stack-on units are designed to be placed and installed on top of the Credenzas with Low or High Base.
- Stack on Units are available in three heights 29.5", 44" and 58.5".
- Back Panels of the Stack-on units are made of LP solid colour laminate.
- Optional Wood Back Panel is available at an upcharge of \$403. Add suffix "/W" at the end of the product code. (e.g. AS15/W)
- Optional locking on doors (storage units) are available. Add suffix "LO" at the end of the product code. (e.g. AS15-LO)
- Optional handles on doors (storage units) are available (see Accessories section).

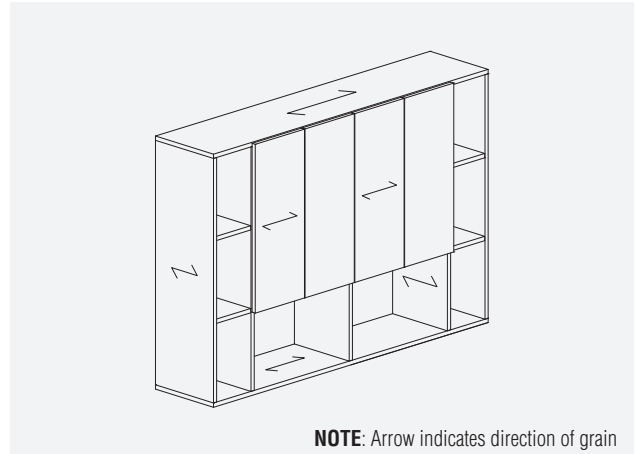
STACK-ON BOOKCASES • GUIDELINES FOR ORDERING PRODUCT

CODES: The price list uses a product coding system that is specific to each of the units. The product description (next to the code) explains in detail the construction of the unit.

SPECIFICATION EXAMPLE OF A 64"W STACK-ON BOOKCASE
PRODUCT CODE: AS15 (/P for All Laminate or /W for All Wood Finish)
 A = Corby Series
 S = Stack-on Unit
 15 = Product ID number (Stack-on Bookcase 44"H x 64"W x 14.5"D)

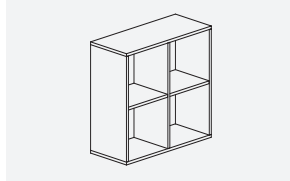
CHOOSE FINISH OPTION:
 Standard Finish: Veneer chassis and fronts with LP laminate back panel. Please see page A.18
 Laminate Finish: Please add "/P" to the end of the product code, includes LP laminate chassis, fronts and back panel. Please see page A.18
 Veneer Back: For matching veneer cabinet back please add "/W" to the end of the product code + \$403 list to the standard price. Please see page A.18

LOCK / HANDLE:
 Choose Optional Lock or Handle on doors (see Accessories section).



NOTE: Arrow indicates direction of grain

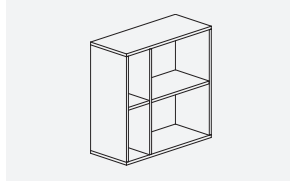
AS1 • 32"W Stack-on Bookcase



PRODUCT	PRICE		SIZE (INCHES)			WEIGHT VOL	
	STANDARD	LAMINATE	H	W	D	LBS	FT ³
AS1	1826	1462	29.5	32	14.5	69	9

- Two high stack-on bookcase with symmetrical 16" wide openings, fixed shelves
- LP laminate back
- For wood back (Standard price + \$403)

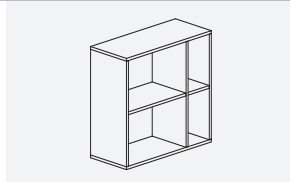
AS2L • 32"W Stack-on Bookcase



PRODUCT	PRICE		SIZE (INCHES)			WEIGHT VOL	
	STANDARD	LAMINATE	H	W	D	LBS	FT ³
AS2L	1826	1462	29.5	32	14.5	69	9

- Two high stack-on bookcase with asymmetrical openings, 8" left / 24" right, fixed shelves
- LP laminate back
- For wood back (Standard price + \$403)

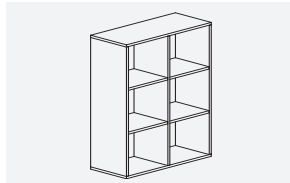
AS2R • 32"W Stack-on Bookcase



PRODUCT	PRICE		SIZE (INCHES)			WEIGHT VOL	
	STANDARD	LAMINATE	H	W	D	LBS	FT ³
AS2R	1826	1462	29.5	32	14.5	69	9

- Two high stack-on bookcase with asymmetrical openings, 24" left / 8" right, fixed shelves
- LP laminate back
- For wood back (Standard price + \$403)

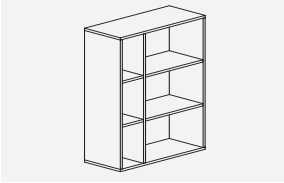
AS3 • 32"W Stack-on Bookcase



PRODUCT	PRICE		SIZE (INCHES)			WEIGHT VOL	
	STANDARD	LAMINATE	H	W	D	LBS	FT ³
AS3	2501	2002	44	32	14.5	95	14

- Three high stack-on bookcase with symmetrical 16" wide openings, fixed shelves
- LP laminate back
- For wood back (Standard price + \$403)

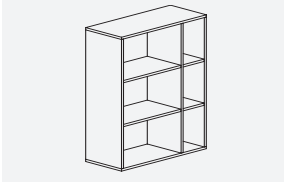
AS4L • 32" W Stack-on Bookcase



PRODUCT	PRICE		SIZE (INCHES)			WEIGHT VOL	
	STANDARD	LAMINATE	H	W	D	LBS	FT ³
AS4L	2501	2002	44	32	14.5	95	14

- Three high stack-on bookcase with asymmetrical openings, 8" left / 24" right, fixed shelves
- LP laminate back
- For wood back (Standard price + \$403)

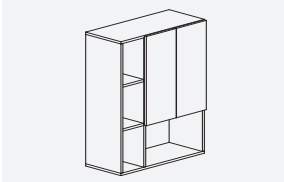
AS4R • 32" W Stack-on Bookcase



PRODUCT	PRICE		SIZE (INCHES)			WEIGHT VOL	
	STANDARD	LAMINATE	H	W	D	LBS	FT ³
AS4R	2501	2002	44	32	14.5	95	14

- Three high stack-on bookcase with asymmetrical openings, 24" left / 8" right, fixed shelves
- LP laminate back
- For wood back (Standard price + \$403)

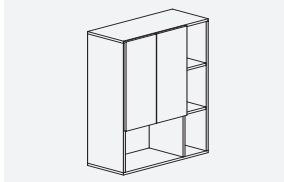
AS5L • 32" W Stack-on Bookcase



PRODUCT	PRICE		SIZE (INCHES)			WEIGHT VOL	
	STANDARD	LAMINATE	H	W	D	LBS	FT ³
AS5L	2959	2368	44	32	14.5	106	14

- Three high stack-on bookcase with asymmetrical openings, 8" left / 24" right, fixed shelves, two door storage upper right with one adjustable shelf
- LP laminate back
- For wood back (Standard price + \$403)

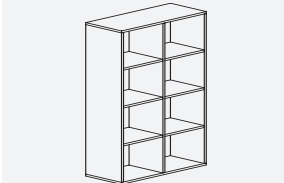
AS5R • 32" W Stack-on Bookcase



PRODUCT	PRICE		SIZE (INCHES)			WEIGHT VOL	
	STANDARD	LAMINATE	H	W	D	LBS	FT ³
AS5R	2959	2368	44	32	14.5	106	14

- Three high stack-on bookcase with asymmetrical openings, 24" left / 8" right, fixed shelves, two door storage upper left with one adjustable shelf
- LP laminate back
- For wood back (Standard price + \$403)

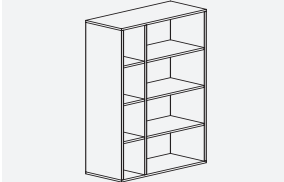
AS6 • 32" W Stack-on Bookcase



PRODUCT	PRICE		SIZE (INCHES)			WEIGHT VOL	
	STANDARD	LAMINATE	H	W	D	LBS	FT ³
AS6	3313	2651	58.5	32	14.5	111	18

- Four high stack-on bookcase with symmetrical 16" wide openings, fixed shelves
- LP laminate back
- For wood back (Standard price + \$403)

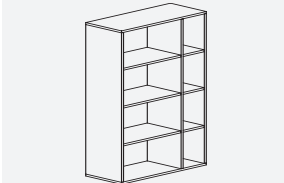
AS7L • 32" W Stack-on Bookcase



PRODUCT	PRICE		SIZE (INCHES)			WEIGHT VOL	
	STANDARD	LAMINATE	H	W	D	LBS	FT ³
AS7L	3313	2651	58.5	32	14.5	111	18

- Four high stack-on bookcase with asymmetrical openings, 8" left / 24" right, fixed shelves
- LP laminate back
- For wood back (Standard price + \$403)

AS7R • 32" W Stack-on Bookcase



PRODUCT	PRICE		SIZE (INCHES)			WEIGHT VOL	
	STANDARD	LAMINATE	H	W	D	LBS	FT ³
AS7R	3313	2651	58.5	32	14.5	111	18

- Four high stack-on bookcase with asymmetrical openings, 24" left / 8" right, fixed shelves
- LP laminate back
- For wood back (Standard price + \$403)

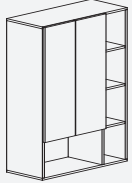
AS8L • 32" W Stack-on Bookcase



PRODUCT	PRICE		SIZE (INCHES)			WEIGHT VOL	
	STANDARD	LAMINATE	H	W	D	LBS	FT ³
AS8L	4015	3213	58.5	32	14.5	129	18

- Four high stack-on bookcase with asymmetrical openings, 8" left / 24" right, fixed shelves, two door storage upper right with two adjustable shelves
- LP laminate back
- For wood back (Standard price + \$403)

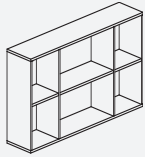
AS8R • 32" W Stack-on Bookcase



PRODUCT	PRICE		SIZE (INCHES)			WEIGHT VOL	
	STANDARD	LAMINATE	H	W	D	LBS	FT ³
AS8R	4015	3213	58.5	32	14.5	129	18

- Four high stack-on bookcase with asymmetrical openings, 24" left / 8" right, fixed shelves, two door storage upper left with two adjustable shelves
- LP laminate back
- For wood back (Standard price + \$403)

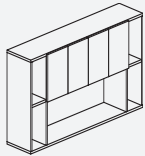
AS9 • 64" W Stack-on Bookcase



PRODUCT	PRICE		SIZE (INCHES)			WEIGHT VOL	
	STANDARD	LAMINATE	H	W	D	LBS	FT ³
AS9	3178	2541	29.5	64	14.5	119	18

- Two high stack-on bookcase, 32" open fixed shelf centre, 16" open fixed shelf either side
- LP laminate back
- For wood back (Standard price + \$403)

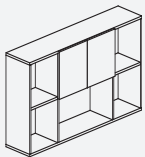
AS10 • 64" W Stack-on Bookcase



PRODUCT	PRICE		SIZE (INCHES)			WEIGHT VOL	
	STANDARD	LAMINATE	H	W	D	LBS	FT ³
AS10	3755	3004	29.5	64	14.5	134	18

- Two high stack-on bookcase, four door storage upper centre, 48" open fixed shelf lower centre and 8" open fixed shelves either side
- LP laminate back
- For wood back (Standard price + \$403)

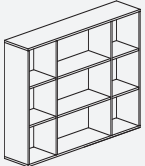
AS11 • 64" W Stack-on Bookcase



PRODUCT	PRICE		SIZE (INCHES)			WEIGHT VOL	
	STANDARD	LAMINATE	H	W	D	LBS	FT ³
AS11	3528	2823	29.5	64	14.5	127	18

- Two high stack-on bookcase, two door storage upper centre, 32" open fixed shelf lower centre, 16" open fixed shelves either side
- LP laminate back
- For wood back (Standard price + \$403)

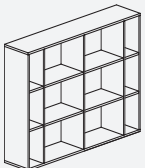
AS12 • 64" W Stack-on Bookcase



PRODUCT	PRICE		SIZE (INCHES)			WEIGHT VOL	
	STANDARD	LAMINATE	H	W	D	LBS	FT ³
AS12	4458	3568	44	64	14.5	164	27

- Three high stack-on bookcase, 32" open fixed shelves centre, 16" open fixed shelves either side
- LP laminate back
- For wood back (Standard price + \$403)

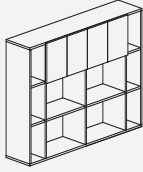
AS13 • 64" W Stack-on Bookcase



PRODUCT	PRICE		SIZE (INCHES)			WEIGHT VOL	
	STANDARD	LAMINATE	H	W	D	LBS	FT ³
AS13	4772	3818	44	64	14.5	174	27

- Three high stack-on bookcase, two 24" open fixed shelves centre, 8" open fixed shelves either side
- LP laminate back
- For wood back (Standard price + \$403)

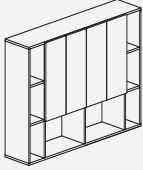
AS14 • 64”W Stack-on Bookcase



PRODUCT	PRICE		SIZE (INCHES)			WEIGHT VOL	
	STANDARD	LAMINATE	H	W	D	LBS	FT ³
AS14	5352	4281	44	64	14.5	186	27

- Three high stack-on bookcase, four door storage upper centre, two 24” open fixed shelves lower centre, 8” open fixed shelves either side
- LP laminate back
- For wood back (Standard price + \$403)

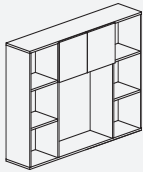
AS15 • 64”W Stack-on Bookcase



PRODUCT	PRICE		SIZE (INCHES)			WEIGHT VOL	
	STANDARD	LAMINATE	H	W	D	LBS	FT ³
AS15	5690	4554	44	64	14.5	198	27

- Three high stack-on bookcase, four door storage upper centre with adjustable shelves, two 24” open fixed shelves lower centre, 8” open fixed shelves either side
- LP laminate back
- For wood back (Standard price + \$403)

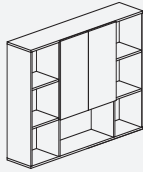
AS16 • 64”W Stack-on Bookcase



PRODUCT	PRICE		SIZE (INCHES)			WEIGHT VOL	
	STANDARD	LAMINATE	H	W	D	LBS	FT ³
AS16	4813	3852	44	64	14.5	172	27

- Three high stack-on bookcase, two door storage upper centre, 32” open shelf lower centre, 16” open fixed shelves either side
- LP laminate back
- For wood back (Standard price + \$403)

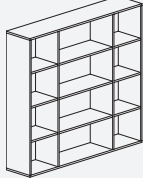
AS17 • 64”W Stack-on Bookcase



PRODUCT	PRICE		SIZE (INCHES)			WEIGHT VOL	
	STANDARD	LAMINATE	H	W	D	LBS	FT ³
AS17	5041	4033	44	64	14.5	180	27

- Three high stack-on bookcase, two door storage upper centre with adjustable shelf, 32” open fixed shelf lower centre, 16” open fixed shelves either side
- LP laminate back
- For wood back (Standard price + \$403)

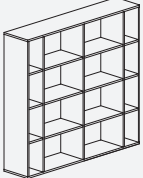
AS18 • 64”W Stack-on Bookcase



PRODUCT	PRICE		SIZE (INCHES)			WEIGHT VOL	
	STANDARD	LAMINATE	H	W	D	LBS	FT ³
AS18	5744	4598	58.5	64	14.5	208	35

- Four high stack-on bookcase, 32” open fixed shelves centre, 16” open fixed shelves either side
- LP laminate back
- For wood back (Standard price + \$403)

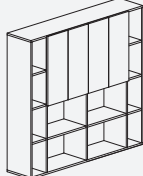
AS19 • 64”W Stack-on Bookcase



PRODUCT	PRICE		SIZE (INCHES)			WEIGHT VOL	
	STANDARD	LAMINATE	H	W	D	LBS	FT ³
AS19	6148	4919	58.5	64	14.5	222	35

- Four high stack-on bookcase, two 24” open fixed shelves centre, 8” open fixed shelves either side
- LP laminate back
- For wood back (Standard price + \$403)

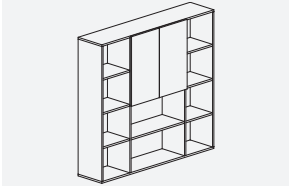
AS20 • 64”W Stack-on Bookcase



PRODUCT	PRICE		SIZE (INCHES)			WEIGHT VOL	
	STANDARD	LAMINATE	H	W	D	LBS	FT ³
AS20	7069	5655	58.5	64	14.5	245	35

- Four high stack-on bookcase, four door storage upper centre with adjustable shelves, two 24” open fixed shelves lower centre, 8” open fixed shelves either side
- LP laminate back
- For wood back (Standard price + \$403)

AS21 • 64”W Stack-on Bookcase



PRODUCT	PRICE		SIZE (INCHES)			WEIGHT VOL	
	STANDARD	LAMINATE	H	W	D	LBS	FT ³
AS21	6203	4963	58.5	64	14.5	224	35

- Four high stack-on bookcase, two door storage upper centre with adjustable shelf, 32” open fixed shelf lower centre, 16” open fixed shelves either side
- LP laminate back
- For wood back (Standard price + \$403)

32"W & 64"W FREESTANDING BOOKCASES and STORAGE CABINETS • TECHNICAL INFORMATION

- All Bookcases and Storage cabinets are shipped assembled.
- Bookcases and Storage cabinets are available in two base heights: 4" (xxLB = Low Base) or 11.5" (xxHB = High Base)
- Back Panels of the Bookcases and storage cabinets are made of LP solid colour laminate.
- Optional Wood Back Panel is available at an upcharge of \$403. Add suffix "/W" at the end of the product code. (e.g. AB4LHB/W)
- Optional locking on doors (storage units) are available. Add suffix "LO" at the end of the product code. (e.g. AB4LHB/LO)
- Optional handles on doors (storage units) are available (see Accessories section).

FREESTANDING BOOKCASES and STORAGE CABINETS • GUIDELINES FOR ORDERING PRODUCT

CODES: The price list uses a product coding system that is specific to each of the units. The product description (next to the code) explains in detail construction of the unit.

SPECIFICATION EXAMPLE OF A 32"W FREESTANDING BOOKCASE

PRODUCT CODE: AB4LHB (/P for All Laminate or /W for All Wood Finish)

A = Corby Series and B = Bookcase

4 = Product ID number (Freestanding Bookcase 50"H x 32"W x 14.5"D)

L = Open on Left and HB = High Base

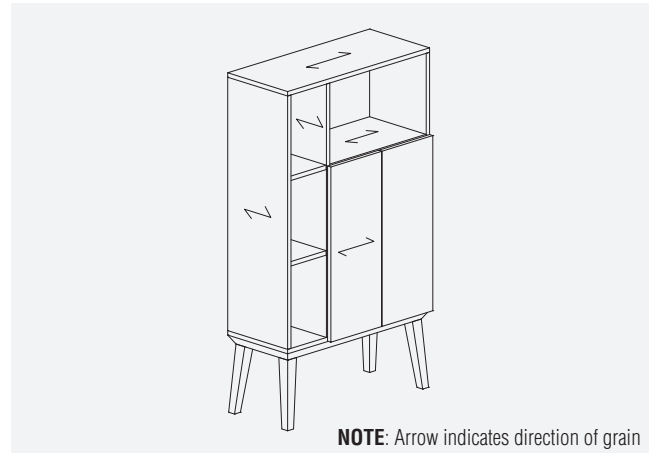
CHOOSE FINISH OPTION:

Standard Finish: Veneer chassis and fronts with matching hardwood legs, LP laminate back panel. Please see page A.18

Laminate Finish: Please add "/P" to the end of the product code, includes LP laminate chassis, fronts and back panel with painted hardwood legs. Please see page A.18

Veneer Back: For matching veneer cabinet back please add "/W" to the end of the product code + \$403 list to the standard price. Please see page A.18

LOCK / HANDLE: Choose Optional Lock or Handle on doors (see Accessories section).



NOTE: Arrow indicates direction of grain

AB1LB • 32"W Freestanding Bookcase



PRODUCT	PRICE		SIZE (INCHES)			WEIGHT VOL	
	STANDARD	LAMINATE	H	W	D	LBS	FT ³
AB1LB	2364	1892	35.5	32	14.5	101	11

- Freestanding two high bookcase with symmetrical 16" wide openings, fixed shelves
- Low base
- LP laminate back
- For wood back (Standard price + \$403)

AB2LLB • 32"W Freestanding Bookcase



PRODUCT	PRICE		SIZE (INCHES)			WEIGHT VOL	
	STANDARD	LAMINATE	H	W	D	LBS	FT ³
AB2LLB	2364	1892	35.5	32	14.5	101	11

- Freestanding two high bookcase with asymmetrical openings, 8" left / 24" right, fixed shelves
- Low base
- LP laminate back
- For wood back (Standard price + \$403)

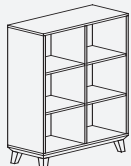
AB2RLB • 32"W Freestanding Bookcase



PRODUCT	PRICE		SIZE (INCHES)			WEIGHT VOL	
	STANDARD	LAMINATE	H	W	D	LBS	FT ³
AB2RLB	2364	1892	35.5	32	14.5	101	11

- Freestanding two high bookcase with asymmetrical openings, 24" left / 8" right, fixed shelves
- Low base
- LP laminate back
- For wood back (Standard price + \$403)

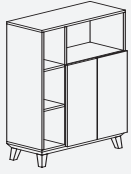
AB3LB • 32"W Freestanding Bookcase



PRODUCT	PRICE		SIZE (INCHES)			WEIGHT VOL	
	STANDARD	LAMINATE	H	W	D	LBS	FT ³
AB3LB	3040	2434	50	32	14.5	119	15

- Freestanding three high bookcase with symmetrical 16" wide openings, fixed shelves
- Low base
- LP laminate back
- For wood back (Standard price + \$403)

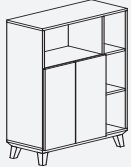
AB4LLB • 32" W Freestanding Bookcase



PRODUCT	PRICE		SIZE (INCHES)			WEIGHT VOL	
	STANDARD	LAMINATE	H	W	D	LBS	FT ³
AB4LLB	3501	2803	50	32	14.5	138	15

- Freestanding three high bookcase with asymmetrical openings, 8" left / 24" right, fixed shelves, two door storage lower right with one adjustable shelf.
- Low base
- LP laminate back
- For wood back (Standard price + \$403)

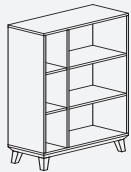
AB4RLB • 32" W Freestanding Bookcase



PRODUCT	PRICE		SIZE (INCHES)			WEIGHT VOL	
	STANDARD	LAMINATE	H	W	D	LBS	FT ³
AB4RLB	3501	2803	50	32	14.5	138	15

- Freestanding three high bookcase with asymmetrical openings, 24" left / 8" right, fixed shelves, two door storage lower left with one adjustable shelf
- Low base
- LP laminate back
- For wood back (Standard price + \$403)

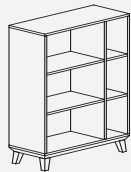
AB5LLB • 32" W Freestanding Bookcase



PRODUCT	PRICE		SIZE (INCHES)			WEIGHT VOL	
	STANDARD	LAMINATE	H	W	D	LBS	FT ³
AB5LLB	3040	2434	50	32	14.5	126	15

- Freestanding three high bookcase with asymmetrical openings, 8" left / 24" right, fixed shelves
- Low base
- LP laminate back
- For wood back (Standard price + \$403)

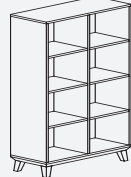
AB5RLB • 32" W Freestanding Bookcase



PRODUCT	PRICE		SIZE (INCHES)			WEIGHT VOL	
	STANDARD	LAMINATE	H	W	D	LBS	FT ³
AB5RLB	3040	2434	50	32	14.5	126	15

- Freestanding three high bookcase with asymmetrical openings, 24" left / 8" right, fixed shelves
- Low base
- LP laminate back
- For wood back (Standard price + \$403)

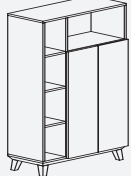
AB6LB • 32" W Freestanding Bookcase



PRODUCT	PRICE		SIZE (INCHES)			WEIGHT VOL	
	STANDARD	LAMINATE	H	W	D	LBS	FT ³
AB6LB	3853	3083	64	32	14.5	152	20

- Freestanding four high bookcase with symmetrical 16" wide openings, fixed shelves
- Low base
- LP laminate back
- For wood back (Standard price + \$403)

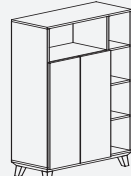
AB7LLB • 32" W Freestanding Bookcase



PRODUCT	PRICE		SIZE (INCHES)			WEIGHT VOL	
	STANDARD	LAMINATE	H	W	D	LBS	FT ³
AB7LLB	4555	3645	64	32	14.5	169	20

- Freestanding four high bookcase with asymmetrical openings, 8" left / 24" right, fixed shelves, two door storage lower right with two adjustable shelves
- Low base
- LP laminate back
- For wood back (Standard price + \$403)

AB7RLB • 32" W Freestanding Bookcase



PRODUCT	PRICE		SIZE (INCHES)			WEIGHT VOL	
	STANDARD	LAMINATE	H	W	D	LBS	FT ³
AB7RLB	4555	3645	64	32	14.5	169	20

- Freestanding four high bookcase with asymmetrical openings, 24" left / 8" right, fixed shelves, two door storage lower left with two adjustable shelves
- Low base
- LP laminate back
- For wood back (Standard price + \$403)

AB8LLB • 32"W Freestanding Bookcase



PRODUCT	PRICE		SIZE (INCHES)			WEIGHT VOL	
	STANDARD	LAMINATE	H	W	D	LBS	FT ³
AB8LLB	3853	3083	64	32	14.5	152	20

- Freestanding four high bookcase with asymmetrical openings, 8" left / 24" right, fixed shelves
- Low base
- LP laminate back
- For wood back (Standard price + \$403)

AB8RLB • 32"W Freestanding Bookcase



PRODUCT	PRICE		SIZE (INCHES)			WEIGHT VOL	
	STANDARD	LAMINATE	H	W	D	LBS	FT ³
AB8RLB	3853	3083	64	32	14.5	152	20

- Freestanding four high bookcase with asymmetrical openings, 24" left / 8" right, fixed shelves
- Low base
- LP laminate back
- For wood back (Standard price + \$403)

AB1HB • 32"W Freestanding Bookcase



PRODUCT	PRICE		SIZE (INCHES)			WEIGHT VOL	
	STANDARD	LAMINATE	H	W	D	LBS	FT ³
AB1HB	2635	2109	42.75	32	14.5	106	13

- Freestanding two high bookcase with symmetrical 16" wide openings, fixed shelves
- High base
- LP laminate back
- For wood back (Standard price + \$403)

AB2LHB • 32"W Freestanding Bookcase



PRODUCT	PRICE		SIZE (INCHES)			WEIGHT VOL	
	STANDARD	LAMINATE	H	W	D	LBS	FT ³
AB2LHB	2635	2109	42.75	32	14.5	106	13

- Freestanding two high bookcase with asymmetrical openings, 8" left / 24" right, fixed shelves
- High base
- LP laminate back
- For wood back (Standard price + \$403)

AB2RHB • 32"W Freestanding Bookcase



PRODUCT	PRICE		SIZE (INCHES)			WEIGHT VOL	
	STANDARD	LAMINATE	H	W	D	LBS	FT ³
AB2RHB	2635	2109	42.75	32	14.5	106	13

- Freestanding two high bookcase with asymmetrical openings, 24" left / 8" right, fixed shelves
- High base
- LP laminate back
- For wood back (Standard price + \$403)

AB3HB • 32"W Freestanding Bookcase



PRODUCT	PRICE		SIZE (INCHES)			WEIGHT VOL	
	STANDARD	LAMINATE	H	W	D	LBS	FT ³
AB3HB	3313	2651	57	32	14.5	119	18

- Freestanding three high bookcase with symmetrical 16" wide openings, fixed shelves
- High base
- LP laminate back
- For wood back (Standard price + \$403)

AB4LHB • 32"W Freestanding Bookcase



PRODUCT	PRICE		SIZE (INCHES)			WEIGHT VOL	
	STANDARD	LAMINATE	H	W	D	LBS	FT ³
AB4LHB	3771	3017	57	32	14.5	143	18

- Freestanding three high bookcase with asymmetrical openings, 8" left / 24" right, fixed shelves, two door storage lower right with one adjustable shelf
- High base
- LP laminate back
- For wood back (Standard price + \$403)

AB4RHB • 32" W Freestanding Bookcase



PRODUCT	PRICE		SIZE (INCHES)			WEIGHT VOL	
	STANDARD	LAMINATE	H	W	D	LBS	FT ³
AB4RHB	3771	3017	57	32	14.5	143	18

- Freestanding three high bookcase with asymmetrical openings, 24" left / 8" right, fixed shelves, two door storage lower left with one adjustable shelf
- High base
- LP laminate back
- For wood back (Standard price + \$403)

AB5LHB • 32" W Freestanding Bookcase



PRODUCT	PRICE		SIZE (INCHES)			WEIGHT VOL	
	STANDARD	LAMINATE	H	W	D	LBS	FT ³
AB5LHB	3313	2651	57	32	14.5	131	18

- Freestanding three high bookcase with asymmetrical openings, 8" left / 24" right, fixed shelves
- High base
- LP laminate back
- For wood back (Standard price + \$403)

AB5RHB • 32" W Freestanding Bookcase



PRODUCT	PRICE		SIZE (INCHES)			WEIGHT VOL	
	STANDARD	LAMINATE	H	W	D	LBS	FT ³
AB5RHB	3313	2651	57	32	14.5	131	18

- Freestanding three high bookcase with asymmetrical openings, 24" left / 8" right, fixed shelves
- High base
- LP laminate back
- For wood back (Standard price + \$403)

AB6HB • 32" W Freestanding Bookcase



PRODUCT	PRICE		SIZE (INCHES)			WEIGHT VOL	
	STANDARD	LAMINATE	H	W	D	LBS	FT ³
AB6HB	4122	3298	71.5	32	14.5	157	22

- Freestanding four high bookcase with symmetrical 16" wide openings, fixed shelves
- High base
- LP laminate back
- For wood back (Standard price + \$403)

AB7LHB • 32" W Freestanding Bookcase



PRODUCT	PRICE		SIZE (INCHES)			WEIGHT VOL	
	STANDARD	LAMINATE	H	W	D	LBS	FT ³
AB7LHB	4826	3862	71.5	32	14.5	174	22

- Freestanding four high bookcase with asymmetrical openings, 8" left / 24" right, fixed shelves, two door storage lower right with two adjustable shelves
- High base
- LP laminate back
- For wood back (Standard price + \$403)

AB7RHB • 32" W Freestanding Bookcase



PRODUCT	PRICE		SIZE (INCHES)			WEIGHT VOL	
	STANDARD	LAMINATE	H	W	D	LBS	FT ³
AB7RHB	4826	3862	71.5	32	14.5	174	22

- Freestanding four high bookcase with asymmetrical openings, 24" left / 8" right, fixed shelves, two door storage lower left with two adjustable shelves
- High base
- LP laminate back
- For wood back (Standard price + \$403)

AB8LHB • 32" W Freestanding Bookcase



PRODUCT	PRICE		SIZE (INCHES)			WEIGHT VOL	
	STANDARD	LAMINATE	H	W	D	LBS	FT ³
AB8LHB	4122	3298	71.5	32	14.5	157	22

- Freestanding four high bookcase with asymmetrical openings, 8" left / 24" right, fixed shelves
- High base
- LP laminate back
- For wood back (Standard price + \$403)

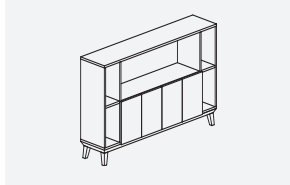
AB8RHB • 32" W Freestanding Bookcase



PRODUCT	PRICE		SIZE (INCHES)			WEIGHT VOL	
	STANDARD	LAMINATE	H	W	D	LBS	FT ³
AB8RHB	4122	3298	71.5	32	14.5	157	22

- Freestanding four high bookcase with asymmetrical openings, 24" left / 8" right, fixed shelves
- High base
- LP laminate back
- For wood back (Standard price + \$403)

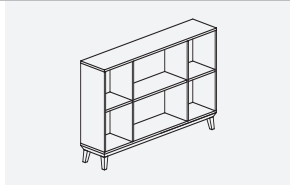
AB9LB • 64" W Freestanding Bookcase



PRODUCT	PRICE		SIZE (INCHES)			WEIGHT VOL	
	STANDARD	LAMINATE	H	W	D	LBS	FT ³
AB9LB	4299	3439	35.5	64	14.5	177	21

- Freestanding two high bookcase with four door storage lower centre, 48" open fixed upper shelf and 8" open fixed shelves either side
- Low base
- LP laminate back
- For wood back (Standard price + \$403)

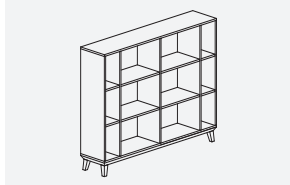
AB10LB • 64" W Freestanding Bookcase



PRODUCT	PRICE		SIZE (INCHES)			WEIGHT VOL	
	STANDARD	LAMINATE	H	W	D	LBS	FT ³
AB10LB	3717	2974	35.5	64	14.5	162	21

- Freestanding two high bookcase, 32" open fixed shelf centre and 16" open fixed shelves either side
- Low base
- LP laminate back
- For wood back (Standard price + \$403)

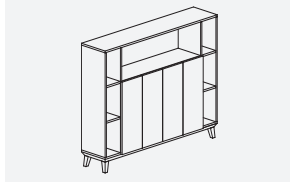
AB11LB • 64" W Freestanding Bookcase



PRODUCT	PRICE		SIZE (INCHES)			WEIGHT VOL	
	STANDARD	LAMINATE	H	W	D	LBS	FT ³
AB11LB	3960	3168	50	64	14.5	217	30

- Freestanding three high bookcase, two 24" open fixed shelves centre, 8" open fixed shelves either side
- Low base
- LP laminate back
- For wood back (Standard price + \$403)

AB12LB • 64" W Freestanding Bookcase



PRODUCT	PRICE		SIZE (INCHES)			WEIGHT VOL	
	STANDARD	LAMINATE	H	W	D	LBS	FT ³
AB12LB	6229	4985	50	64	14.5	237	30

- Freestanding three high bookcase, four door storage lower centre with adjustable shelves, 48" open fixed shelf upper and 8" open fixed shelves either side
- Low base
- LP laminate back
- For wood back (Standard price + \$403)

AB13LB • 64" W Freestanding Bookcase



PRODUCT	PRICE		SIZE (INCHES)			WEIGHT VOL	
	STANDARD	LAMINATE	H	W	D	LBS	FT ³
AB13LB	5580	4467	50	64	14.5	223	30

- Freestanding three high bookcase two door storage lower centre with adjustable shelves, 32" open fixed shelf upper and 16" open fixed shelves either side
- Low base
- LP laminate back
- For wood back (Standard price + \$403)

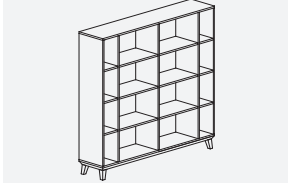
AB14LB • 64" W Freestanding Bookcase



PRODUCT	PRICE		SIZE (INCHES)			WEIGHT VOL	
	STANDARD	LAMINATE	H	W	D	LBS	FT ³
AB14LB	5003	4003	50	64	14.5	207	30

- Freestanding three high bookcase, 32" open fixed shelves centre and 16" open fixed shelves either side
- Low base
- LP laminate back
- For wood back (Standard price + \$403)

AB15LB • 64"W Freestanding Bookcase



PRODUCT	PRICE		SIZE (INCHES)			WEIGHT VOL	
	STANDARD	LAMINATE	H	W	D	LBS	FT ³
AB15LB	6691	5354	64	64	14.5	265	38

- Freestanding four high bookcase, two 24" open fixed shelves centre and 8" open fixed shelves either side
- Low base
- LP laminate back
- For wood back (Standard price + \$403)

AB16LB • 64"W Freestanding Bookcase



PRODUCT	PRICE		SIZE (INCHES)			WEIGHT VOL	
	STANDARD	LAMINATE	H	W	D	LBS	FT ³
AB16LB	7610	6090	64	64	14.5	281	38

- Freestanding four high bookcase, four door storage lower centre with adjustable shelves, 48" open fixed upper shelves and 8" open fixed shelves either side
- Low base
- LP laminate back
- For wood back (Standard price + \$403)

AB17LB • 64"W Freestanding Bookcase



PRODUCT	PRICE		SIZE (INCHES)			WEIGHT VOL	
	STANDARD	LAMINATE	H	W	D	LBS	FT ³
AB17LB	6744	5397	64	64	14.5	267	38

- Freestanding four high bookcase, two door storage lower centre with adjustable shelf, 32" open fixed upper shelves and 16" open fixed shelves either side
- Low base
- LP laminate back
- For wood back (Standard price + \$403)

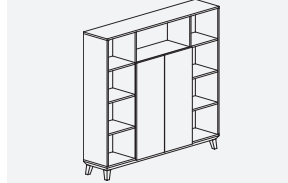
AB18LB • 64"W Freestanding Bookcase



PRODUCT	PRICE		SIZE (INCHES)			WEIGHT VOL	
	STANDARD	LAMINATE	H	W	D	LBS	FT ³
AB18LB	7744	6196	64	64	14.5	295	38

- Freestanding four high bookcase, four door storage lower centre with adjustable shelves, 48" open fixed upper shelf and 8" open fixed shelves either side
- Low base
- LP laminate back
- For wood back (Standard price + \$403)

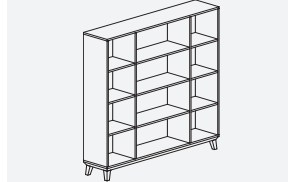
AB19LB • 64"W Freestanding Bookcase



PRODUCT	PRICE		SIZE (INCHES)			WEIGHT VOL	
	STANDARD	LAMINATE	H	W	D	LBS	FT ³
AB19LB	6879	5503	64	64	14.5	275	38

- Freestanding four high bookcase, two door storage lower centre with adjustable shelves, 32" open fixed upper shelf and 16" open fixed shelves either side
- Low base
- LP laminate back
- For wood back (Standard price + \$403)

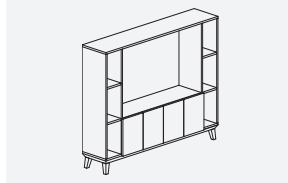
AB20LB • 64"W Freestanding Bookcase



PRODUCT	PRICE		SIZE (INCHES)			WEIGHT VOL	
	STANDARD	LAMINATE	H	W	D	LBS	FT ³
AB20LB	6283	5028	64	64	14.5	251	38

- Freestanding four high bookcase, 32" open fixed shelves centre and 16" open fixed shelves either side
- Low base
- LP laminate back
- For wood back (Standard price + \$403)

ATV1LB • 50"H Freestanding Media Cabinet



PRODUCT	PRICE		SIZE (INCHES)			WEIGHT VOL	
	STANDARD	LAMINATE	H	W	D	LBS	FT ³
ATV1LB	5893	4715	50	64	14.5	222	30

- Freestanding media cabinet, 48" wide two high opening can accommodate up to a 50" monitor, four door storage lower centre, 8" open fixed shelf either side.
- Monitor mount is optional. Please see **Accessories**
- Low base
- LP laminate back
- For wood back (Standard price + \$403)

AB9HB • 64”W Freestanding Bookcase



PRODUCT	PRICE		SIZE (INCHES)			WEIGHT VOL	
	STANDARD	LAMINATE	H	W	D	LBS	FT ³
AB9HB	4567	3654	42.75	64	14.5	182	26

- Freestanding two high bookcase, four door storage lower centre, 48” open fixed upper shelf and 8” open fixed shelves either side
- High base
- LP laminate back
- For wood back (Standard price + \$403)

AB10HB • 64”W Freestanding Bookcase



PRODUCT	PRICE		SIZE (INCHES)			WEIGHT VOL	
	STANDARD	LAMINATE	H	W	D	LBS	FT ³
AB10HB	3988	3191	42.75	64	14.5	167	26

- Freestanding two high bookcase, 32” open fixed shelf centre and 16” open fixed shelves either side
- High base
- LP laminate back
- For wood back (Standard price + \$403)

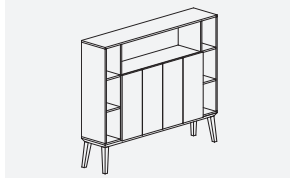
AB11HB • 64”W Freestanding Bookcase



PRODUCT	PRICE		SIZE (INCHES)			WEIGHT VOL	
	STANDARD	LAMINATE	H	W	D	LBS	FT ³
AB11HB	4228	3384	57	64	14.5	222	34

- Freestanding three high bookcase with two 24” open fixed shelves centre, 8” open fixed shelves either side
- High base
- LP laminate back
- For wood back (Standard price + \$403)

AB12HB • 64”W Freestanding Bookcase



PRODUCT	PRICE		SIZE (INCHES)			WEIGHT VOL	
	STANDARD	LAMINATE	H	W	D	LBS	FT ³
AB12HB	6501	5203	57	64	14.5	242	34

- Freestanding three high bookcase, four door storage lower centre with adjustable shelves, 48” open fixed upper shelf and 8” open fixed shelves either side
- High base
- LP laminate back
- For wood back (Standard price + \$403)

AB13HB • 64”W Freestanding Bookcase



PRODUCT	PRICE		SIZE (INCHES)			WEIGHT VOL	
	STANDARD	LAMINATE	H	W	D	LBS	FT ³
AB13HB	5851	4684	57	64	14.5	228	34

- Freestanding three high bookcase, two door storage lower centre with adjustable shelf, 32” open fixed upper shelf and 16” open fixed shelves either side
- High base
- LP laminate back
- For wood back (Standard price + \$403)

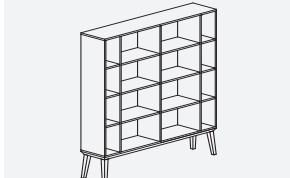
AB14HB • 64”W Freestanding Bookcase



PRODUCT	PRICE		SIZE (INCHES)			WEIGHT VOL	
	STANDARD	LAMINATE	H	W	D	LBS	FT ³
AB14HB	5272	4217	57	64	14.5	212	34

- Freestanding three high bookcase, 32” open fixed shelves centre and 16” open fixed shelves either side
- High base
- LP laminate back
- For wood back (Standard price + \$403)

AB15HB • 64”W Freestanding Bookcase



PRODUCT	PRICE		SIZE (INCHES)			WEIGHT VOL	
	STANDARD	LAMINATE	H	W	D	LBS	FT ³
AB15HB	6961	5569	71.5	64	14.5	270	43

- Freestanding four high bookcase, two 24” open fixed shelves centre and 8” open fixed shelves either side
- High base
- LP laminate back
- For wood back (Standard price + \$403)

AB16HB • 64”W Freestanding Bookcase



PRODUCT	PRICE		SIZE (INCHES)			WEIGHT VOL	
	STANDARD	LAMINATE	H	W	D	LBS	FT ³
AB16HB	7879	6305	71.5	64	14.5	286	43

- Freestanding four high bookcase, four door storage lower centre with adjustable shelves, 48” open fixed upper shelves and 8” open fixed shelves either side
- High base
- LP laminate back
- For wood back (Standard price + \$403)

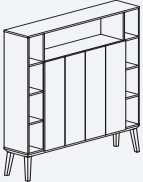
AB17HB • 64”W Freestanding Bookcase



PRODUCT	PRICE		SIZE (INCHES)			WEIGHT VOL	
	STANDARD	LAMINATE	H	W	D	LBS	FT ³
AB17HB	7015	5612	71.5	64	14.5	272	43

- Freestanding four high bookcase, two door storage lower centre with adjustable shelf, 32” open fixed shelves upper and 16” open fixed shelves either side
- High base
- LP laminate back
- For wood back (Standard price + \$403)

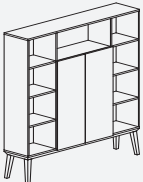
AB18HB • 64”W Freestanding Bookcase



PRODUCT	PRICE		SIZE (INCHES)			WEIGHT VOL	
	STANDARD	LAMINATE	H	W	D	LBS	FT ³
AB18HB	8015	6412	71.5	64	14.5	300	43

- Freestanding four high bookcase, four door storage lower centre with adjustable shelves, 48” open fixed upper shelf and 8” open fixed shelves either side
- High base
- LP laminate back
- For wood back (Standard price + \$403)

AB19HB • 64”W Freestanding Bookcase



PRODUCT	PRICE		SIZE (INCHES)			WEIGHT VOL	
	STANDARD	LAMINATE	H	W	D	LBS	FT ³
AB19HB	7150	5720	71.5	64	14.5	280	43

- Freestanding four high bookcase, two door storage lower centre with adjustable shelves, 32” open fixed upper shelf and 16” open fixed shelves either side
- High base
- LP laminate back
- For wood back (Standard price + \$403)

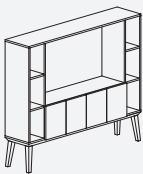
AB20HB • 64”W Freestanding Bookcase



PRODUCT	PRICE		SIZE (INCHES)			WEIGHT VOL	
	STANDARD	LAMINATE	H	W	D	LBS	FT ³
AB20HB	6556	5246	71.5	64	14.5	256	43

- Freestanding four high bookcase, 32” open fixed shelves centre and 16” open fixed shelves either side
- High base
- LP laminate back
- For wood back (Standard price + \$403)

ATV1HB • 57”H Freestanding Media Cabinet



PRODUCT	PRICE		SIZE (INCHES)			WEIGHT VOL	
	STANDARD	LAMINATE	H	W	D	LBS	FT ³
ATV1HB	6163	4931	57	64	14.5	227	34

- Freestanding media cabinet, 48” wide two high openings can accommodate up to a 50” monitor, four door storage lower centre and 8” open fixed shelf either side.
- Monitor mount is optional. Please see **Accessories**.
- High base
- LP laminate back
- For wood back (Standard price + \$403)

64"W FREESTANDING DIVIDER BOOKCASES • TECHNICAL INFORMATION

- All Divider Bookcases are shipped assembled.
- Divider Bookcases are available in two base heights: 4" (xxLB = Low Base) or 11.5" (xxHB = High Base)
- Back Panels of the Divider Bookcases are made of LP solid colour laminate.
- Optional Wood Back Panel is available at an upcharge of \$1320. Add suffix "/W" at the end of the product code. (e.g. AB28LB/W)

FREESTANDING DIVIDER BOOKCASES • GUIDELINES FOR ORDERING PRODUCT

CODES: The price list uses a product coding system that is specific to each of the units. The product description (next to the code) explains in detail construction of the unit.

SPECIFICATION EXAMPLE OF A 64"W FREESTANDING DIVIDER BOOKCASE

PRODUCT CODE: AB22HB (/P for All Laminate or /W for All Wood Finish)
 A = Corby Series and B = Bookcase
 22 = Product ID number (Freestanding Divider Bookcase 72"H x 64"W x 15"D)
 HB = High Base

CHOOSE FINISH OPTION:

Standard Finish: Veneer chassis with matching hardwood legs, LP laminate back panel. Please see page A.18

Laminate Finish: Please add "/P" to the end of the product code, includes LP laminate chassis and back panel with painted hardwood legs. Please see page A.18

Veneer Back: For matching veneer cabinet back please add "/W" to the end of the product code + \$1320 list to the standard price. Please see page A.18



AB22LB • 64"W Freestanding Divider Bookcase



PRODUCT	PRICE		SIZE (INCHES)			WEIGHT VOL	
	STANDARD	LAMINATE	H	W	D	LBS	FT ³
AB22LB	7327	5862	64	64	15	265	38

- Freestanding four high divider bookcase with fixed shelves
- Low base
- LP laminate back

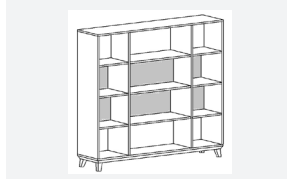
AB23LB • 64"W Freestanding Divider Bookcase



PRODUCT	PRICE		SIZE (INCHES)			WEIGHT VOL	
	STANDARD	LAMINATE	H	W	D	LBS	FT ³
AB23LB	7327	5862	64	64	15	265	38

- Freestanding four high divider bookcase with fixed shelves
- Low base
- LP laminate back

AB24LB • 64"W Freestanding Divider Book-



PRODUCT	PRICE		SIZE (INCHES)			WEIGHT VOL	
	STANDARD	LAMINATE	H	W	D	LBS	FT ³
AB24LB	7327	5862	64	64	15	265	38

- Freestanding four high divider bookcase with fixed shelves
- Low base
- LP laminate back

AB25LB • 64"W Freestanding Divider Bookcase



PRODUCT	PRICE		SIZE (INCHES)			WEIGHT VOL	
	STANDARD	LAMINATE	H	W	D	LBS	FT ³
AB25LB	7327	5862	64	64	15	265	38

- Freestanding four high divider bookcase with fixed shelves
- Low base
- LP laminate back

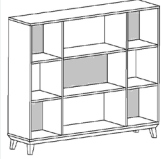
AB26LB • 64" W Freestanding Divider Bookcase



PRODUCT	PRICE		SIZE (INCHES)			WEIGHT VOL	
	STANDARD	LAMINATE	H	W	D	LBS	FT ³
AB26LB	5478	4382	49	64	15	217	30

- Freestanding three high divider bookcase with fixed shelves
- Low base
- LP laminate back

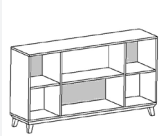
AB27LB • 64" W Freestanding Divider Bookcase



PRODUCT	PRICE		SIZE (INCHES)			WEIGHT VOL	
	STANDARD	LAMINATE	H	W	D	LBS	FT ³
AB27LB	5478	4382	49	64	15	217	30

- Freestanding three high divider bookcase with fixed shelves
- Low base
- LP laminate back

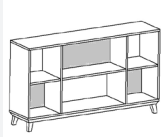
AB28LB • 64" W Freestanding Divider Book-



PRODUCT	PRICE		SIZE (INCHES)			WEIGHT VOL	
	STANDARD	LAMINATE	H	W	D	LBS	FT ³
AB28LB	4606	3685	35	64	15	162	21

- Freestanding two high divider bookcase with fixed shelves
- Low base
- LP laminate back

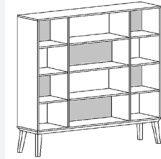
AB29LB • 64" W Freestanding Divider Bookcase



PRODUCT	PRICE		SIZE (INCHES)			WEIGHT VOL	
	STANDARD	LAMINATE	H	W	D	LBS	FT ³
AB29LB	4606	3685	35	64	15	162	21

- Freestanding two high divider bookcase with fixed shelves
- Low base
- LP laminate back

AB22HB • 64" W Freestanding Divider Bookcase



PRODUCT	PRICE		SIZE (INCHES)			WEIGHT VOL	
	STANDARD	LAMINATE	H	W	D	LBS	FT ³
AB22HB	7623	6098	72	64	15	270	43

- Freestanding four high divider bookcase with fixed shelves
- High base
- LP laminate back

AB23HB • 64" W Freestanding Divider Bookcase



PRODUCT	PRICE		SIZE (INCHES)			WEIGHT VOL	
	STANDARD	LAMINATE	H	W	D	LBS	FT ³
AB23HB	7623	6098	72	64	15	270	43

- Freestanding four high divider bookcase with fixed shelves
- High base
- LP laminate back

AB24HB • 64" W Freestanding Divider Bookcase



PRODUCT	PRICE		SIZE (INCHES)			WEIGHT VOL	
	STANDARD	LAMINATE	H	W	D	LBS	FT ³
AB24HB	7623	6098	72	64	15	270	43

- Freestanding four high divider bookcase with fixed shelves
- High base
- LP laminate back

AB25HB • 64”W Freestanding Divider Book-



PRODUCT	PRICE		SIZE (INCHES)			WEIGHT VOL	
	STANDARD	LAMINATE	H	W	D	LBS	FT ³
AB25HB	7623	6098	72	64	15	270	43

- Freestanding four high divider bookcase with fixed shelves
- High base
- LP laminate back

AB26HB • 64”W Freestanding Divider Book-



PRODUCT	PRICE		SIZE (INCHES)			WEIGHT VOL	
	STANDARD	LAMINATE	H	W	D	LBS	FT ³
AB26HB	5774	4619	57	64	15	222	34

- Freestanding three high divider bookcase with fixed shelves
- High base
- LP laminate back

AB27HB • 64”W Freestanding Divider Bookcase



PRODUCT	PRICE		SIZE (INCHES)			WEIGHT VOL	
	STANDARD	LAMINATE	H	W	D	LBS	FT ³
AB27HB	5774	4619	57	64	15	222	34

- Freestanding three high divider bookcase with fixed shelves
- High base
- LP laminate back

AB28HB • 64”W Freestanding Divider Bookcase



PRODUCT	PRICE		SIZE (INCHES)			WEIGHT VOL	
	STANDARD	LAMINATE	H	W	D	LBS	FT ³
AB28HB	4752	3802	43	64	15	167	26

- Freestanding two high divider bookcase with fixed shelves
- High base
- LP laminate back

AB29HB • 64”W Freestanding Divider Bookcase



PRODUCT	PRICE		SIZE (INCHES)			WEIGHT VOL	
	STANDARD	LAMINATE	H	W	D	LBS	FT ³
AB29HB	4752	3802	43	64	15	167	26

- Freestanding two high divider bookcase with fixed shelves
- High base
- LP laminate back

Table Tops 144" and over
(2 Sections, 6 Legs)

Table Tops up to 120"
(1 Section, 6 Legs)

CONFERENCE ROOM TABLES • GUIDELINES FOR ORDERING PRODUCT

CODES: The price list uses a numbering system with meaningful alphanumeric characters to create a simple-to-understand product number. This makes specifying the product easy and accurate.

NOTE: Arrow indicates direction of grain.

SPECIFICATION EXAMPLE OF A CONFERENCE ROOM TABLE

PRODUCT CODE: ART9632
A = Corby Series
R = Rectangular Conference Table Top
96" X 32" = Size: Width x Depth
Up to 120" = Size: Width (One Section Top)




PRODUCT CODE: ART14432
A = Corby Series
R = Rectangular Conference Table Top
144" X 32" = Size: Width x Depth
144" and over = Size: Width (Two Section Top)




FINISH: Choose Finish

ART • 32" W MAP - CONFERENCE TABLE RECTANGULAR SHAPE




PRODUCT	PRICE		SIZE (INCHES)			WEIGHT VOL		
	STANDARD	LAMINATE	H	W	D	LBS	FT ³	
ART9632	11842	9473	29	32	96	183	15	• Conference Table with 6 Legs
ART12032	12850	10280	29	32	120	212	17	• Conference Table with 6 Legs
ART14432	13691	10952	29	32	144	268	19	• 2 Sections Conference Table with 6 Legs
ART16832	14699	11758	29	32	168	296	21	• 2 Sections Conference Table with 6 Legs

ART • 42" W MAP - CONFERENCE TABLE RECTANGULAR SHAPE



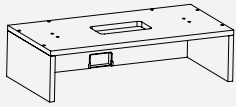
PRODUCT	PRICE		SIZE (INCHES)			WEIGHT VOL		
	STANDARD	LAMINATE	H	W	D	LBS	FT ³	
ART9642	13019	10415	29	42	96	219	19	• Conference Table with 6 Legs
ART12042	14194	11355	29	42	120	260	21	• Conference Table with 6 Legs
ART14442	15370	12297	29	42	144	324	25	• 2 Sections Conference Table with 6 Legs
ART16842	16547	13237	29	42	168	360	27	• 2 Sections Conference Table with 6 Legs

ART • 48" W MAP - CONFERENCE TABLE RECTANGULAR SHAPE



PRODUCT	PRICE		SIZE (INCHES)			WEIGHT VOL		
	STANDARD	LAMINATE	H	W	D	LBS	FT ³	
ART9648	13690	10952	29	48	96	240	21	• Conference Table with 6 Legs
ART12048	15036	12027	29	48	120	284	24	• Conference Table with 6 Legs
ART14448	16379	13104	29	48	144	356	28	• 2 Sections Conference Table with 6 Legs
ART16848	17725	14180	29	48	168	400	30	• 2 Sections Conference Table with 6 Legs

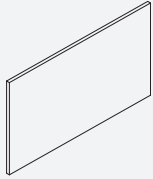
ASPBOX • Riser box



PRODUCT	PRICE		SIZE (INCHES)			WEIGHT VOL	
	STANDARD	LAMINATE	H	W	D	LBS	FT ³
ASPBOX2814	282	226	7.5	28	14	14	3
ASPBOX2014	253	204	7.5	20	14	10	2

- 28"W Riser Box for 20"H storage to support Peninsula Table & 32" deep Bridge Top
- 20"W Riser Box for 20"H storage to support 24" deep Bridge Top

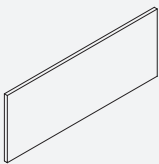
ACMP • 22"H Hanging wood modesty panel



PRODUCT	PRICE		SIZE (INCHES)			WEIGHT VOL	
	STANDARD	LAMINATE	H	W	D	LBS	FT ³
ACMPW38H22	569	455	22	38	0.75	20	2
ACMPW44H22	622	498	22	44	0.75	22	2
ACMPW50H22	675	540	22	50	0.75	24	3
ACMPW56H22	718	574	22	56	0.75	26	3
ACMPW62H22	769	615	22	62	0.75	28	3

- 22" Hanging Wood Modesty Panel
- For selection of the hanging wood modesty panel, please see pages A.5 - A.6 for details.

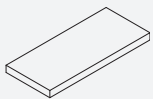
ACMP • 15"H Hanging wood modesty panel



PRODUCT	PRICE		SIZE (INCHES)			WEIGHT VOL	
	STANDARD	LAMINATE	H	W	D	LBS	FT ³
ACMPW38H15	539	431	15	38	0.75	15	2
ACMPW44H15	592	474	15	44	0.75	17	2
ACMPW50H15	647	518	15	50	0.75	18	2
ACMPW56H15	689	550	15	56	0.75	20	2
ACMPW62H15	740	592	15	62	0.75	21	2
ACMPW68H15	813	650	15	68	0.75	23	3
ACMPW74H15	883	705	15	74	0.75	24	3

- 15" Hanging Wood Modesty Panel
- For selection of the hanging wood modesty panel, please see pages A.5 - A.6 for details.

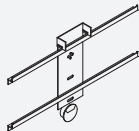
ACU3214 • Cushion



PRODUCT	PRICE		SIZE (INCHES)			WEIGHT VOL	
	STANDARD	LAMINATE	H	W	D	LBS	FT ³
ACU3214	879		2	32	14		

- Cushion - Grade 2 seating fabrics. Please refer to the following website for the current offering: <https://www.globalfurnituregroup.com/ca/resources/textiles>

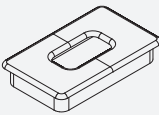
FVMED + GM1K • Flat screen monitor mount with round grommet



PRODUCT	PRICE		SIZE (INCHES)			WEIGHT VOL	
	STANDARD	LAMINATE	H	W	D	LBS	FT ³
FVMED+GM1K	454		17	28	2	14	0.7

- Flat screen monitor mount up to 50"
- To be used on Media Cabinets (ATV1LB & ATV1HB)
- GM1K (Tungsten) grommet on the back panel is included.

GM5C • Rectangular grommet



PRODUCT	PRICE		SIZE (INCHES)			WEIGHT VOL	
	STANDARD	LAMINATE	H	W	D	LBS	FT ³
GM5C	85			3.5	2		

- Rectangular grommet - metal, chrome finish

DSRTMCS401 • Recessed Power Block



PRODUCT	PRICE		SIZE (INCHES)			WEIGHT VOL	
	STANDARD	LAMINATE	H	W	D	LBS	FT ³
DSRTMCS401B	578		4.86	10.78	4.22	4.3	.51
DSRTMCS401T	578		4.86	10.78	4.22	4.3	.51
DSRTMCS401W	578		4.86	10.78	4.22	4.3	.51

- Single sided recessed power block with 1 regular duplex and 1 data knock-out on top, 1 power duplex on bottom. 10 ft power cord with straight plug.
- Telecom plates ordered separately.
- Available in Black - B, Tungsten - T or Designer White - W.

DSRTMCS421 • Recessed Power Block



PRODUCT	PRICE	SIZE (INCHES)			WEIGHT	VOL
		H	W	D		
DSRTMCS421B	759	4.86	10.78	4.22	4.5	.51
DSRTMCS421T	759	4.86	10.78	4.22	4.5	.51
DSRTMCS421W	759	4.86	10.78	4.22	4.5	.51

- Single sided recessed power block with 1 power & USB A+C duplex and 1 data knock-out on top, 1 power duplex on bottom. USB Type A port charges max 2.4 amps at 5V and Type C port charges max 3 amps at 5V. 10 ft power cord with straight plug.
- Telecom plates ordered separately.
- Available in Black - B, Tungsten - T or

DSRTMCD602 • Recessed Power Block



PRODUCT	PRICE	SIZE (INCHES)			WEIGHT	VOL
		H	W	D		
DSRTMCD602B	660	4.86	10.78	6.22	5.9	.51
DSRTMCD602T	660	4.86	10.78	6.22	5.9	.51
DSRTMCD602W	660	4.86	10.78	6.22	5.9	.51

- Double sided recessed power block with 2 regular power duplexes and 2 data knock-outs on top, 1 power duplex on bottom. 10 ft power cord with straight plug.
- Telecom plates ordered separately.
- Available in Black - B, Tungsten - T or Designer White - W.

DSRTMCD622 • Recessed Power Block



PRODUCT	PRICE	SIZE (INCHES)			WEIGHT	VOL
		H	W	D		
DSRTMCD622B	831	4.86	10.78	6.22	6.1	.51
DSRTMCD622T	831	4.86	10.78	6.22	6.1	.51
DSRTMCD622W	831	4.86	10.78	6.22	6.1	.51

- Double sided recessed power block with 1 regular power duplex, 1 power & USB A+C duplex and 2 data knock-outs on top, 1 power duplex on bottom. USB Type A port charges max 2.4 amps at 5V and Type C port charges max 3 amps at 5V. 10 ft power cord with straight plug.
- Telecom plates ordered separately.
- Available in Black - B, Tungsten - T or Designer White - W.

DSRTMCD642 • Recessed Power Block



PRODUCT	PRICE	SIZE (INCHES)			WEIGHT	VOL
		H	W	D		
DSRTMCD642B	1001	4.86	10.78	6.22	6.3	.51
DSRTMCD642T	1001	4.86	10.78	6.22	6.3	.51
DSRTMCD642W	1001	4.86	10.78	6.22	6.3	.51

- Double sided recessed power block with 2 power & USB A+C duplexes and 2 data knock-outs on top, 1 power duplex on bottom. USB Type A port charges max 2.4 amps at 5V and Type C port charges max 3 amps at 5V. 10 ft power cord with straight plug
- Telecom plates ordered separately.
- Available in Black - B, Tungsten - T or Designer White - W.

ABLBB • Telcom Plate



PRODUCT	PRICE	SIZE (INCHES)			WEIGHT	VOL
		H	W	D		
ABLBB	283					

- Black telcom plate with two RJ45 cat 6 data


ABLBBB • Telcom Plate



PRODUCT	PRICE	SIZE (INCHES)			WEIGHT	VOL
		H	W	D		
ABLBBB	552					

- Black telcom plate with four RJ45 cat 6 data

ABLABC514 • Telcom Plate



PRODUCT	STANDARD	PRICE	SIZE (INCHES)			WEIGHT LBS	VOL FT ³
			H	W	D		
ABLABC514		439					

- Black telcom plate with one RJ11 cat 3 phone, one RJ45 cat 6 data, one mini stereo and 15 pin HD VGA

ABLC51L • Telcom Plate



PRODUCT	STANDARD	PRICE	SIZE (INCHES)			WEIGHT LBS	VOL FT ³
			H	W	D		
ABLC51L		628					

- Black telcom plate with one mini stereo, one 15 pin HD VGA and one HDMI


ABLABC45 • Telcom Plate



PRODUCT	STANDARD	PRICE	SIZE (INCHES)			WEIGHT LBS	VOL FT ³
			H	W	D		
ABLABC45		490					

- Black telcom plate with one RJ11 cat 3 phone, one RJ45 cat 6 data and one HDMI

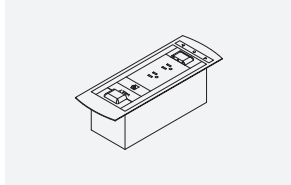
ABL102102 • Telcom Plate



PRODUCT	STANDARD	PRICE	SIZE (INCHES)			WEIGHT LBS	VOL FT ³
			H	W	D		
ABL102102		257					

- Black telcom plate with two USB

BTC003 • Vault Desk Power Grommet



PRODUCT	STANDARD	PRICE	SIZE (INCHES)			WEIGHT LBS	VOL FT ³
			H	W	D		
BTC003		1647	4	12	4.5		

- Includes 2 Power, 1 Data
- Jacks are not interchangeable
- Motorized touch control rotates top to reveal or conceal data/power connections
- 5' cord with 3 prong plug, anodized only

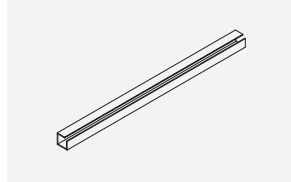
BRTCS • Wire Management Snake



PRODUCT	STANDARD	PRICE	SIZE (INCHES)			WEIGHT LBS	VOL FT ³
			H	W	D		
BRTCS		237	39	2	2	2	0.5

- Black finish wire management

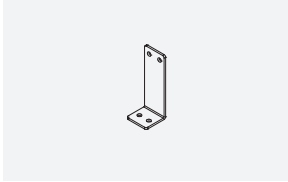
C2M • Wire Management Track



PRODUCT	STANDARD	PRICE	SIZE (INCHES)			WEIGHT LBS	VOL FT ³
			H	W	D		
C2M12		18	2	12	2	0.3	1
C2M24		33	2	24	2	0.6	1
C2M36		48	2	36	2	0.9	1
C2M48		63	2	48	2	1.2	1
C2M60		79	2	60	2	1.5	1
C2M72		94	2	72	2	1.8	1

- Black finish

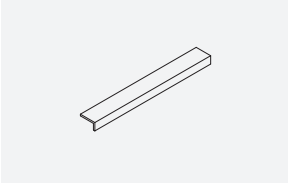
COBAR526 • L Bracket (Sets)



PRODUCT	PRICE	SIZE (INCHES)			WEIGHT	VOL
		STANDARD	H	W		
COBAR526	59					

- Set of two
- Used for securing the stack-on units to the credenza

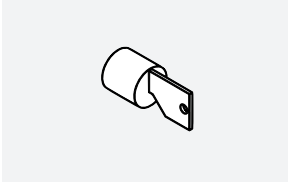
FRC • Foot Rest Cover (Sets)



PRODUCT	PRICE	SIZE (INCHES)			WEIGHT	VOL
		STANDARD	H	W		
FRC6632	384					
FRC7232	414					
FRC7832	444					
FRC8432	473					
FRC6642	444					
FRC7242	473					
FRC7842	503					
FRC8442	532					

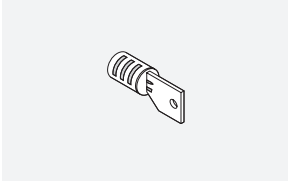
- Foot rest covers are factory installed (Only in Brushed Chrome Finish)
- For ARTC6632
- For ARTC7232
- For ARTC7832
- For ARTC8432
- For ARTC6642
- For ARTC7242
- For ARTC7842
- For ARTC8442

LO/C • Lock Assembly - Tungsten



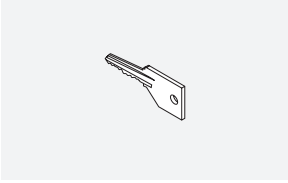
PRODUCT	PRICE	SIZE (INCHES)			WEIGHT	VOL
		STANDARD	H	W		
LO/C (Tungsten)	110					

LOB/C • Lock Drum with Key - Tungsten



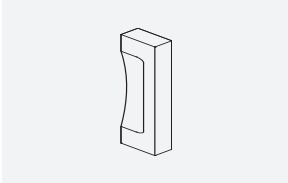
PRODUCT	PRICE	SIZE (INCHES)			WEIGHT	VOL
		STANDARD	H	W		
LOB/C	18					

LOCK/C • Lock Key



PRODUCT	PRICE	SIZE (INCHES)			WEIGHT	VOL
		STANDARD	H	W		
LOCK/C	12					


PL89 • Handle



PRODUCT	PRICE	SIZE (INCHES)			WEIGHT	VOL
		STANDARD	H	W		
PL89	48					

- Metal, Chrome finish

HOOK400 • Coat Hook



PRODUCT	PRICE	SIZE (INCHES)			WEIGHT	VOL
		STANDARD	H	W		
HOOK400	22					

- Metal, Nickel finish

Dufferin Price List

Effective June 2024 Canada



globalfurnituregroup.com

D
DISTRIBUTION




General Information

A

Where to Order / How to Order	A.8
Dufferin Series Details	A.9
Color Specification	A.10
Edge Details	A.12
Grommet Specification	A.13
Locks	A.18
Tackboards / Lighting	A.19
General Installation	A.20
Maintenance / Limited Lifetime Warranty	A.21
Finish and Finish Options	A.23
Edge, Handle and Fabric Options	A.24
Key Alike Form Configurations	A.26

Desks

B

 DMD-ED • Double Pedestal Bow Top Desk with FF on Left & BBF on Right B.1	 DMD-DE • Double Pedestal Bow Top Desk with BBF on Left & FF on Right B.1
 DD-ED • Double Pedestal Desk with FF on Left & BBF on Right B.2	 DD-DE • Double Pedestal Desk with BBF on Left & FF on Right B.2
 DMiD-ED • Double Pedestal Bow Top Desk, Breakfront Style with FF on Left & BBF on Right B.2	 DMiD-DE • Double Pedestal Bow Top Desk, Breakfront Style with BBF on Left & FF on Right B.2
 DiD-ED • Double Pedestal Desk, Breakfront Style with FF on Left & BBF on Right B.2	 DiD-DE • Double Pedestal Desk, Breakfront Style with BBF on Left & FF on Right B.3
 DMSR-D • Single Pedestal Bow Top Desk with BBF on Right B.3	 DMSL-D • Single Pedestal Bow Top Desk with BBF on Left B.3
 DSR-D • Single Pedestal Desk with BBF on Right B.3	



DSL-D • Single Pedestal Desk with BBF on Left
B.3



DMiSR-D • Single Pedestal Bow Top Desk, Breakfront Style with BBF on Right
B.4



DMiSL-D • Single Pedestal Bow Top Desk, Breakfront Style with BBF on Left
B.4



DiSR-D • Single Pedestal Desk, Breakfront Style with BBF on Right
B.4



DiSL-D • Single Pedestal Desk, Breakfront Style with BBF on Left
B.4



DMIT • Desk Shell with Bow Top, Breakfront Style
B.4



DMT • Desk Shell with Bow Top & Recessed Modesty Panel
B.5



DT • Desk Shell with Recessed Modesty Panel
B.5



DDD • Connecting "D" Shaped Table Desk
B.5



DDDBe • Connecting Bow End Table Desk
B.5



DDDBS • Connecting Boat Shaped Table Desk
B.5



DTPR • Connecting "P" Shaped Table Desk
B.6



DTPL • Connecting "P" Shaped Table Desk
B.6

Returns

C



DERR-24E • Executive Return Right with FF Pedestal on Right
C.1



DERL-24E • Executive Return Left with FF Pedestal on Left
C.2



DERR-24D • Executive Return Right with BBF Pedestal on Right
C.2



DERL-24D • Executive Return Left with BBF Pedestal on Left
C.2



DERR-24 • Executive Return Right
C.2



DERL-24 • Executive Return Left
C.2



DERR-22E • Executive Return Right with FF Pedestal on Right
C.3



DERL-22E • Executive Return Left with FF Pedestal on Left
C.3



DERR-22D • Executive Return Right with BBF Pedestal on Right
C.2



DERL-22D • Executive Return Left with BBF Pedestal on Left
C.3



DERR-22 • Executive Return Right
C.3



DERL-22 • Executive Return Left
C.4

Piano Desks

D



DTDPR • Right "D" Shaped Piano Table Desk
D.1



DTDPL • Left "D" Shaped Piano Table Desk
D.1



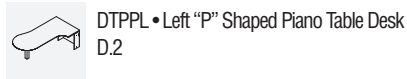
DTBPR • Right Boat Shaped Piano Table Desk
D.2



DTBPL • Left Boat Shaped Piano Table Desk
D.2



DTPPR • Right "P" Shaped Piano Table Desk
D.2



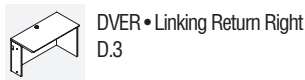
DTPPL • Left "P" Shaped Piano Table Desk
D.2



DBTHPR • Right Delta Shaped Piano Table
D.2



DBTHPL • Left Delta Shaped Piano Table
D.2



DVER • Linking Return Right
D.3

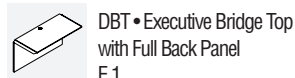


DVEL • Linking Return Left
D.3

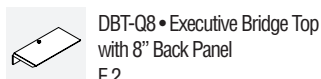


DBTN • Bridge for Extended Piano Corner Units
or Piano Shaped Desks
D.3

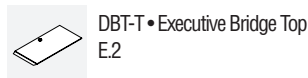
Bridges **E**



DBT • Executive Bridge Top
with Full Back Panel
E.1



DBT-Q8 • Executive Bridge Top
with 8" Back Panel
E.2



DBT-T • Executive Bridge Top
E.2

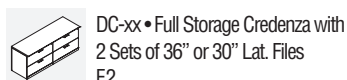
Credenzas **F**



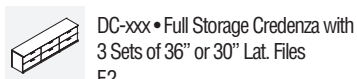
DC-XX • Full Storage Credenza with Storage
Cabinet on Left & Lat. File on Right
F.1



DC-XX • Full Storage Credenza with
Lat. File on Left & Storage Cabinet on Right
F.1



DC-xx • Full Storage Credenza with
2 Sets of 36" or 30" Lat. Files
F.2



DC-xxx • Full Storage Credenza with
3 Sets of 36" or 30" Lat. Files
F.2



DC-xx • Full Storage Credenza with
2 Sets of Storage Cabinets
F.2



DC-xxx • Full Storage Credenza with
3 Sets of Storage Cabinets
F.2



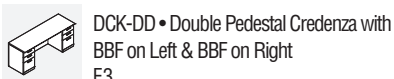
DC-xxx • Full Storage Credenza with
Lat. File, Storage Cabinet & Lat. File
F.2



DCD-D • Full Storage Credenza with
BBF, Storage Cabinet & BBF
F.2



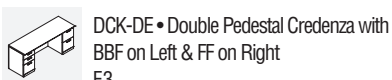
DCK-EE • Double Pedestal Credenza with
FF on Left & FF on Right
F.3



DCK-DD • Double Pedestal Credenza with
BBF on Left & BBF on Right
F.3



DCK-ED • Double Pedestal Credenza with
FF on Left & BBF on Right
F.3



DCK-DE • Double Pedestal Credenza with
BBF on Left & FF on Right
F.3



DCR-E • Single Pedestal Credenza with
FF on Right
F.4



DCL-E • Single Pedestal Credenza with
FF on Left
F.4



DCR-D • Single Pedestal Credenza with
BBF on Right
F.4



DCL-D • Single Pedestal Credenza with
BBF on Left
F.4



DCR-F • Single Pedestal Credenza with
36" Lat. File on Right
F.5



DCL-F • Single Pedestal Credenza with
36" Lat. File on Left
F.5



DCR-Z • Single Pedestal Credenza with
Combination Storage on Right
F.5



DCL-Z • Single Pedestal Credenza with
Combination Storage on Left
F.5



DC • Credenza Shell with Full Back Panel &
Middle Support
F.6



DC • Credenza Shell with Full Back Panel
F.6

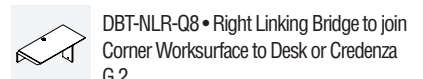
Corners & Components **G**



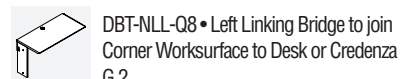
DBT-NLR • Right Linking Bridge to join
Corner Worksurface to Desk or Credenza
G.1



DBT-NLL • Left Linking Bridge to join
Corner Worksurface to Desk or Credenza
G.2



DBT-NLR-Q8 • Right Linking Bridge to join
Corner Worksurface to Desk or Credenza
G.2



DBT-NLL-Q8 • Left Linking Bridge to join
Corner Worksurface to Desk or Credenza
G.2



DE • Corner Table to be used with Linking
Returns & Linking Bridges
G.2



DEK • Corner Table to be used with Linking
Returns & Linking Bridges
G.3



DEKS • Corner Table to be used with Linking
Returns & Linking Bridges
G.3



DEKR • Right Extended Corner Table with
24" Return Connection
G.3



DEKL • Left Extended Corner Table with
24" Return Connection
G.3



DEKR • Right Extended Corner Table with
22" Return Connection
G.3



DEKL • Left Extended Corner Table with
22" Return Connection
G.4



DVR • Right Linking Return to be used with
Corner Unit
G.4



DVL • Left Linking Return to be used with
Corner Unit
G.5



DV • Center Surface with Recessed End Panels
G.5

Modular Storage



DW-F/N • Modular Lateral File
H.1



DWZR • Modular Combination Storage with
1 Lat. File, 2 Boxes Top Left & 1 File Top Right
H.1



DWZL • Modular Combination Storage with
1 Lat. File, 1 File Top Left & 2 Boxes Top Right
H.1



DWOB • Modular Open Storage with
Adj. Shelf
H.2



DW-G/M • Modular Storage Cabinet with
Doors & Adj. Shelf
H.2



DW-D • Modular BBF Pedestal
H.2



DW-E • Modular FF Pedestal
H.2



DW-Q • Modular Open Storage with
Adj. Shelf
H.2



DWi -R • Modular Storage Cabinet with
Door & Adj. Shelf
H.2



DWi -L • Modular Storage Cabinet with
Door & Adj. Shelf
H.2



DB • Modular Open Bookcase, 15" Deep
H.3



D1 • Storage Cabinet with
Doors & Adj. Shelves
H.3



D1-R • Right Storage Cabinet with
Door & Adj. Shelves
H.3



D1-L • Left Storage Cabinet with
Door & Adj. Shelves
H.3



D2 • Wardrobe Cabinet with
Doors, Coat Rack & Hat Shelf
H.4



D2-R • Right Wardrobe Cabinet with Door,
Coat Rack & Hat Shelf
H.4



D2-L • Left Wardrobe Cabinet with Door,
Coat Rack & Hat Shelf
H.4



D7 • Open Bookcase with
1 Fixed Shelf & 2 Adj. Shelves
H.5



D12 • Open Storage Cabinet with
Adj. Shelf above 2 Lat. File Drawers
H.5



D13 • Storage Cabinet with Doors &
Adj. Shelf above 2 Lat. File Drawers
H.5



D15-R • Storage Cabinet with Doors &
Adj. Shelf above Right Combination Storage
H.5



D15-L • Storage Cabinet with Doors &
Adj. Shelf above Left Combination Storage
H.6



D17-R • Right Storage Cabinet with Door,
Adj. Shelf above FF Drawers
H.6



D17-L • Left Storage Cabinet with Door
Adj. Shelf above FF Drawers
H.6



D18-R • Right Storage Cabinet with Door,
Adj. Shelf above BBF Drawers
H.6



D18-L • Left Storage Cabinet with Door,
Adj. Shelf above BBF Drawers
H.6



D23 • Closed Storage Cabinet with Upper and
Lower Split Doors & Adj. Shelves
H.6



D25 • Cabinet with Doors, Storage with
Adj. Shelves on Right & Wardrobe on Left
H.7



D-17T • 17" Tops for Bookcases
H.7



D-19T • 19" Tops for Modular Storage
H.7



D-20T • Tops for Wood Front Metal Lateral Files
H.7



D-22T • 22" Tops for Modular Storage
H.8



D-24T • 24" Tops for Modular Storage
H.9

Hutches & Wall Mount



D-CL36 • Open Shelf Hutch
I.1



D-CL19 • Pigeon Hole Hutch
I.2



D-SH36 • 36" High Storage Hutch with Wood
Doors
I.2



D-SH36G • 36" High Storage Hutch with
Glass Doors
I.2



D-SH36GDG • 36" High Storage Hutch with
Glass & Wood Doors
I.2


















































D-SH36DGD • 36" High Storage Hutch with
Glass & Wood Doors
I.2










































D-SH42 • 42" High Storage Hutch with
Wood Doors
I.3









D-SH42G • 42" High Storage Hutch with
Glass Doors
I.3

 D-SH42GDG • 42" High Storage Hutch with Glass & Wood Doors I.3	 DSFP • Wall Mount Storage with Pigeon-Holes & Wood Doors I.6	 DOB • Freestanding Open Storage Cabinet with Adj. Shelf J.3
 D-SH42DGD • 42" High Storage Hutch with Glass & Wood Doors I.3	 DSFP-G • Wall Mount Storage with Pigeon-Holes & Glass Doors I.6	 DBx-3x15 • Open Bookcase with Adj. Shelves J.3
 D-SHP42 • 42" High Storage Hutch with Pigeon-Holes & Wood Doors I.3	 DSFF • Wall Mount Storage with Wood Flipper Doors I.6	 DMAG • Magazine Shelf for use with Open Bookcase J.3
 D-SHP42G • 42" High Storage Hutch with Pigeon-Holes & Glass Doors I.4	 DSFFP • Wall Mount Storage with Pigeon-Holes & Wood Flipper Doors I.7	 DBxS-1515 Square Open Bookcase with Adj. Shelves J.3
 D-SHP42GDG • 42" High Storage Hutch with Pigeon-Holes, Glass & Wood Doors I.4	 DSFO • Open Wall Mount Storage I.7	 DBxR-1515 • Quarter Round Open Bookcase with Adj. Shelves J.4
 D-SHP42DGD • 42" High Storage Hutch with Pigeon-Holes, Glass & Wood Doors I.4	 DSFOP • Open Wall Mount Storage with Pigeon-Holes I.7	 DB7R • Quarter Round Open Bookcase with Adj. Shelves J.4
 D-2SH54 • 54" High Storage Hutch with Wood Doors I.4	Freestanding Storage J	
 D-2SH54G • 54" High Storage Hutch with Glass Doors I.4	 DWDB/WWDB • Freestanding BBF Pedestal J.1	 D1 • Storage Cabinet with Doors & Adj. Shelves J.4
 D-2SH54GDG • 54" High Storage Hutch with Glass & Wood Doors I.5	 DWDM/WWDM • Freestanding Mobile BBF Pedestal J.1	 D2 • Wardrobe Cabinet with Doors, Coat Rack & Hat Shelf J.5
 D-2SH54DGD • 54" High Storage Hutch with Glass & Wood Doors I.5	 DWEM • Freestanding Mobile FF Pedestal J.2	 D6 • Storage Cupboard above Lat. File Cabinet with 4 Drawers J.5
 D-2SHP54 • 54" High Storage Hutch with Pigeon-Holes & Wood Doors I.5	 DF/N • Freestanding Lateral File J.2	 D7 • Open Bookcase with Adj. Shelves J.5
 D-2SHP54G • 54" High Storage Hutch with Pigeon-Hole & Glass Doors I.5	 DF-3/N-3 • Freestanding Lateral File with 3 Drawers J.2	 D12 • Open Cabinet with Adj. Shelves above 2 Lat. File Drawers J.6
 D-2SHP54GDG • 54" High Storage Hutch with Pigeon-Holes & Glass & Wood Doors I.5	 DF-4/N-4 • Freestanding Lateral File with 4 Drawers J.2	 D13 • Storage Cabinet with Doors & Adj. Shelves above 2 Lat. File Drawers J.6
 D-2SHP54DGD • 54" High Storage Hutch with Pigeon-Holes, Glass & Wood Doors I.5	 DZR • Right Combination Storage with 1 Lat. File, 2 Boxes Top Left & 1 File Top Right J.2	 D14 • Storage Cabinet with Doors & Adj. Shelf above 3 Lat. File Drawers J.6
 DSF • Wall Mount Storage with Wood Doors I.6	 DZL • Left Combination Storage with 1 Lat. File, 1 File Top Left & 2 Boxes Top Right J.2	 D15-R • Storage Cabinet with Doors & Adj. Shelves above Right Combination Storage J.7
 DSF-G • Wall Mount Storage with Glass Doors I.6	 DBD • Freestanding Storage Cabinet with Doors and Adj. Shelf J.3	 D15-L • Storage Cabinet with Doors & Adj. Shelves above Left Combination Storage J.7
		 D17-R • Right Storage Cabinet with Door, Adj. Shelves above FF Drawers J.7

 D17-L • Left Storage Cabinet with Door, Adj. Shelves above FF Drawers J.7	 SM • Metal Post Upgrade from SMO3 K.1	 TSPAS-H23 • Wall Mount Tackboard with Accessory Rail K.6
 D18-R • Right Storage Cabinet with Door, Adj. Shelves above BBF Drawers J.8	 F3 • Metal Flat Plate Base Upgrade from SMS4 K.1	 TSAS-H26 • Wall Mount Tackboard with Accessory Rail K.6
 D18-L • Left Storage Cabinet with Door, Adj. Shelves above BBF Drawers J.8	 TE • Wood Elliptical Base with PVC End Caps, Upgrade from SMS4 K.1	 BAFS01 • Metal Flip Sorter - Accessory Rail mounted K.6
 D22 • Open Storage with 2 Adj. Shelves above Storage Cabinet J.8	 TEL • Wood Elliptical Base with Aluminum End Caps, Upgrade from SMS4 K.1	 BASS01 • Metal Slant Sorter - Accessory Rail mounted K.6
 D25 • Cabinet with Doors, Storage with Adj. Shelves on Right & Wardrobe on Left J.9	 TEL-HPL • HPL Elliptical Base with Aluminum End Caps, Upgrade from SMS4 K.2	 BAB01 • Metal Binder Bin - Accessory Rail mounted K.7
 D26-R • Right Tower Unit with Wardrobe, 3 File Drawers, Open Storage & Adj. Shelf J.9	 TPML • Wood or Laminate Rectangular Pedestal Base, Upgrade from SMS4 K.2	 BAMB01 • Metal Media Bin - Accessory Rail mounted K.7
 D26-L • Left Tower Unit with Wardrobe, 3 File Drawers, Open Storage & Adj. Shelf J.9	 DTS • Tackboard for 36" High Non Pigeon-Hole Hutch K.2	 BALT01 • Metal Letter Tray - Accessory Rail mounted K.7
 D27-R • Right Tower Unit with Wardrobe, 3 File Drawers & Storage with Adj. Shelf J.10	 DTSP-H23 • Tackboard for 42" & 54" High Pigeon-Hole Hutch K.3	 BAUT01 • Metal Utility Tray - Accessory Rail mounted K.7
 D27-L • Left Tower Unit with Wardrobe, 3 File Drawers & Storage with Adj. Shelf J.10	 DTS-H26 • Tackboard for 42" & 54" High Non Pigeon-Hole Hutch K.3	 BAPP01 • Metal Paper Pocket - Accessory Rail mounted K.7
 D29-R • Right Tower Unit with Wardrobe, 2 File Drawers & Storage with Adj. Shelves J.10	 DTSAS • Tackboard with Accessory Rail for 36" High Non Pigeon-Hole Hutch K.3	 BATH01 • Telephone Holder - Accessory Rail mounted K.7
 D29-L • Left Tower Unit with Wardrobe, 2 File Drawers & Storage with Adj. Shelves J.10	 DTSPAS-H23 • Tackboard with Accessory Rail for 42" & 54" High Pigeon-Hole Hutch K.4	 DP-H16 • Paper Organizer, Legal & Letter Format K.7
 D30-R • Right Tower Unit with Wardrobe, 2 File Drawers, Open Storage & Adj. Shelves J.11	 DTSAS-H26 • Tackboard with Accessory Rail for 42" & 54" High Non Pigeon-Hole Hutch K.4	 LED • LED Light K.8
 D30-L • Left Tower Unit with Wordrobe, 2 File Drawers, Open Storage & Adj. Shelves J.11	 TS • Wall Mount Tackboard K.4	 GM1 • Round Grommet - Plastic K.8

Accessories

K

 CMP-W • Wood Straight Modesty Panel hanging from Top K.1	 TSP-H23 • Wall Mount Tackboard K.5	 LO • Lock Assembly K.8
 CMP-G • Glass Straight Modesty Panel hanging from Top K.1	 TS-H26 • Wall Mount Tackboard K.5	
	 TSAS • Wall Mount Tackboard with Accessory Rail	

WHERE TO ORDER / HOW TO USE THIS GUIDE

AREA	PHONE	FAX
Ontario (Except Ottawa)	905-470-0010	905-470-6262
Calgary, AB (Global Alberta - Calgary)	403-250-7770	403-250-7773
Edmonton, AB (Global Alberta - Edmonton)	780-444-8922	780-443-3913
Halifax, NS (Halifax)	902-422-7434	902-423-9924
Quebec, QC (Quebec)	418-653-6111	418-653-6151
Montreal, QC (Montreal)	514-866-4331	514-866-8567
Ottawa, ON (Ottawa)	613-234-2881	613-234-5350
Burnaby, BC (Global West)	604-432-1701	604-432-7475
Winnipeg, MB (Winnipeg - Saskatchewan)	204-925-3350	204-925-3356

Price and Product Guide Section: Features the actual product pricing and specification instructions. This section is divided into Desks, Returns, Bridges, Credenzas, Corners and Components, Modular Storage, Hutches, Wall Mounted Storage and Freestanding Storage.

General Information: Includes subdivision sections of casegoods construction, varnish specification, veneers and wood solids, finishing process, general installation and hardware, maintenance, terms and conditions of sale, warranty and where to order.

ISO 9001:2015 Registered: The Descor Factory is ISO 9001:2015 registered for manufacturing procedures and practices of quality and quality control processes.

ISO 14001:2015 Registered: The Descor Factory is ISO 14001:2015 registered for environmental procedures and practices.

ANSI/BIFMA Certified: Descor casegoods have passed ANSI/BIFMA standards for product construction and durability.

FSC®: Forest Stewardship Council®. Option available on all wood veneer products by special request.

BIFMA e3: Furniture sustainability level 3

Greenguard: All Descor Products are Greenguard certified

Price List Effective : June 2024

HOW TO ORDER A PRODUCT

Creating a correct and complete product number ensures clean orders and accurate information for the factory. Clean orders expedite order entry and factory order scheduling, thereby, saving days, sometimes weeks off potentially extended lead-times.

From product to product, there are different options available that affect the length, options and sequence of the order-string.

To view current wood, plastic laminate finish and fabric samples, please visit www.globalcontract.com.

To order actual wood, plastic laminate finish and fabric samples and cards, place request with the Global Marketing Department via fax at 416-667-0338 or via e-mail at literaturecdn@globalfurnituregroup.com.

Wood finish and laminate samples are individual chips and can be obtained through the above by request.

EXAMPLE - HOW TO SPECIFY

CODES: The price list uses a numbering system with meaningful alphanumeric characters to create a simple-to-understand product number. This makes specifying the product easy and accurate.

SPECIFICATION EXAMPLE OF A DESK UNIT

PRODUCT CODE:

DMID7242EDG

D = Dufferin Series

MID = Double Pedestal Desk, Breakfront Style with Bow Top

7242 = Size: Width x Depth

ED = Pedestal Configuration: FF on Left & BBF on Right

G = Aluminum Framed Glass Modesty option on Breakfront Style

CHOOSE FINISH OPTION (Page A.23):

Standard Finish:

Choose Laminate Finish & Veneer Finish

All Wood Finish:

Choose Veneer Finish

All Laminate Finish:

Choose Laminate Finish

HANDLE OPTION (Page A.24):

Choose a handle

Optional Grommet Locations (Page A.13):

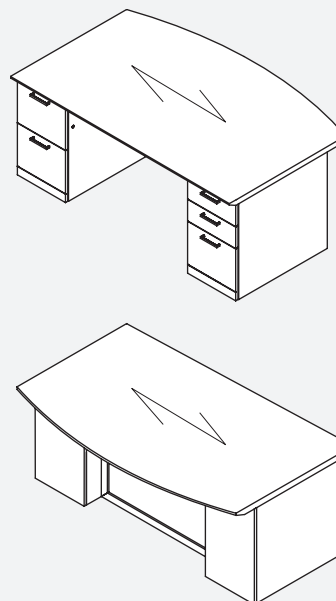
TL - Top Left

TR - Top Right

TEL - Top End Left

TER - Top End Right

NOTE: Arrow indicates direction of grain.



DUFFERIN SERIES DETAILS

Series Detailing:

Dufferin detailing is contemporary with a 2" overhang knife edge on user and guest sides, self-edge on ends and wall sides. User and guest side edges are 1/8" wide by 1/2" thick for an overall thickness of 1 3/16".

Dufferin is a "top over pedestal" detailed series. Top ends are flush with end-panels and storage.

Grommets: GM1 is the standard Dufferin grommet. Grommets are included standard with products where shown in the product line drawings. Otherwise, specify additional grommets where needed. See Grommet Specification details on Page A.13.

Locking: Locks are standard on all "below work surface level" drawer and door storage units with the exception of the pull-out tray units and single lateral file drawer combination tray/slot units. Combination storage unit comes with lock for file and lateral file drawer only, box drawers cannot lock. Lock colour will match the handle option. Locks are optional on all "above worksurface level" closed storage.

For Optional Grommets and Locks:

GM1E (Black) / GM1K (Tungsten) \$48

LO (Black) / LOC (Tungsten) \$110

CONSTRUCTION

Finish: Conversion varnish (similar to catalyzed lacquer, but tougher), 25° sheen. Descor does not buff or rub its finishes.

360° Finishing: All Descor casegood products are finished on the back sides (except modular under-surface storage - tops and backs are unfinished).

Veneers and Solids: Veneers and solids are Number One select, architectural grade "A" oak, walnut, cherry or maple. All Descor wood worksurface moulded edges are solid oak, walnut, cherry or maple.

Laminate: Low pressure laminate will be used on all chassis, fronts and doors. High pressure laminates will be used on all tops. Doors, fronts and user side of all tops (Dufferin edge) will be edgebanded with 1/8" PVC edge, all remaining parts/edges will have a standard 1/32" PVC edge.

Pedestals: Full-to-the-floor. Pedestals are fully assembled units that are either installed into desk and credenza shells, or available as modular units. Undersurface storage units include locks.

Series Handles: Handles must be specified.

Drawer Suspensions: Pedestal drawer suspensions are metal ball bearing type. Both box and file drawers are full extension.

Hanging file rails: Are pre-installed on file drawer perimeters. The back rail in a lateral file drawer is designed for both legal and letter size filing.

Drawer Construction: Drawer sides and bottoms are wrapped black vinyl. Veneered drawer interiors are available as an option (Contact Customer Service).

Drawer Fronts: The drawer front is an applied element to a four sided drawer. Drawer fronts are veneered on all surfaces. Drawer fronts can be removed or replaced in the field.

Leveling Glides: Levelers have a 1" range of adjustment.

VENEERS AND WOOD SOLIDS

Descor provides high quality veneers and solids to our customers.

We procure wood globally but mainly in North America and Europe with a progressive approach towards sustainability. We ensure our vendors are protecting and maintaining the natural forests of origin. Descor lays-up its own flat cut (cathedral pattern) in book matched set and patterns. Rift cut veneers are laid-up in a slip match method.

For additional information on veneer species, cuts and patterns please contact your customer service representative.

DESCOR CONVERSION VARNISH SPECIFICATIONS

Descor uses conversion varnish: It is among the most durable finishes used in the contract furniture industry (more durable than catalyzed lacquer).

Conversion varnish is a synthetic, catalyzed cured (chemically active) finish, containing UV inhibitors to slow the oxidizing (color changing) effects of ultra-violet rays on wood.

Descor produces low 25° sheen. Low sheens are the most practical for commercial use as it doesn't show most scratches and are more easily touched-up than higher sheens.

Cures with heat, developed two ways:

- Chemically (catalyst reaction within the varnish itself)
- Line oven (approximately 140° F) accelerates finish curing and increases molecular density for a harder finish

Conversion varnish has a component called "solids", produced by a combination of resins when the solvent evaporates. These solids float to the varnish surface, which is where they cure. These solids are the durable aspect of the finish.

Descor uses an "off-the-gun" technique with conversion varnish. This means the "solids" (the durable aspect of the finish) remain intact on the surface of the finish.

Descor's standard finish on oak and walnut is open pore, on cherry and maple is semi-closed pore. If a full fill finish is required for walnut, cherry and maple tops, add the suffix "2" to the finish code and add 5% to the base pricing for each product.

Custom finish is available at an upcharge (See Finishes and Options).

COLOR SPECIFICATION

Standard Dufferin Products are finished in laminate with veneer finish accents but they are also available as an all wood finish or an all laminate finish.

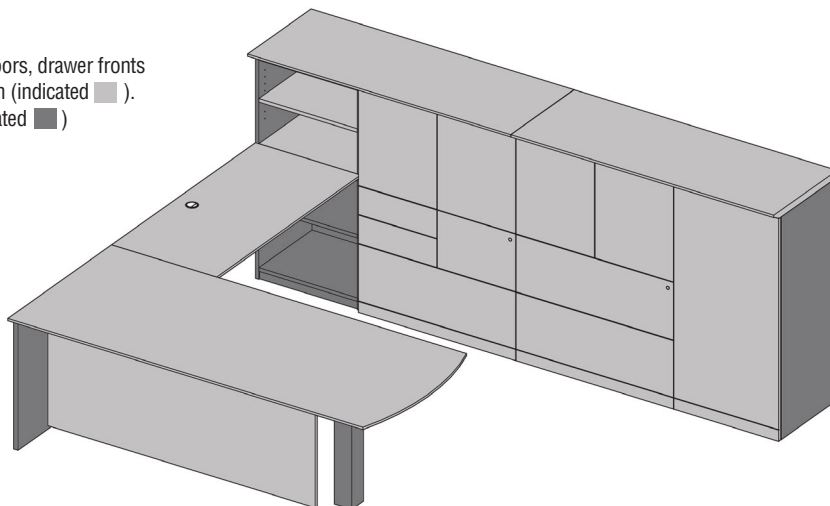
Note:

- To choose All Wood Finish, add suffix "W" to the end of the product code.
- To choose All Laminate Option 1, add suffix "P1" to the end of the product code.
- To choose All Laminate Option 2, add suffix "P2" to the end of the product code.
- To choose All Laminate Option 3, add suffix "P3" to the end of the product code.

Dufferin Standard Finish

Finish Specification

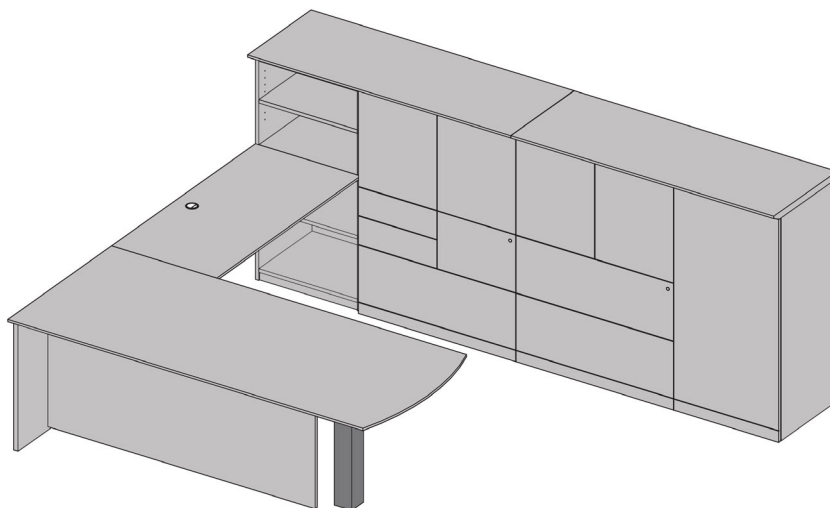
Profiled tops, panels on breakfront style units, doors, drawer fronts and all exposed shelves belong to the wood finish (indicated). The chassis belongs to the laminate finish (indicated)



Dufferin Wood (W)

Finish Specification

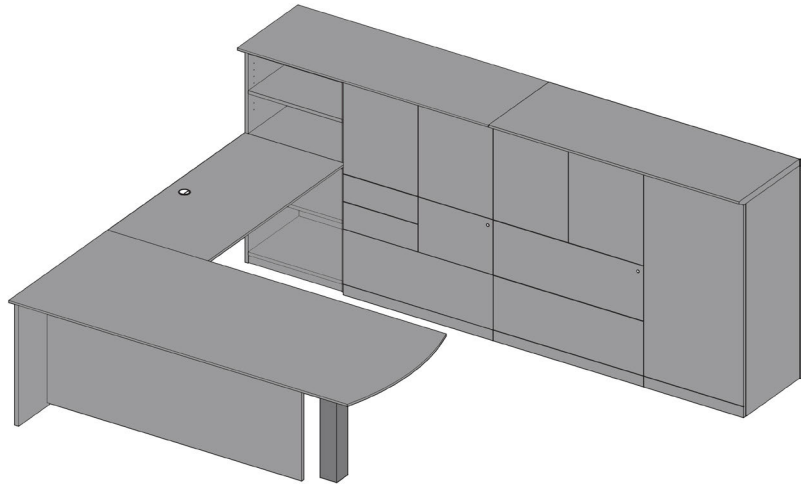
The wood only (indicated)
The unit will be monotone.



Dufferin All Laminate Option P1

Finish Specification

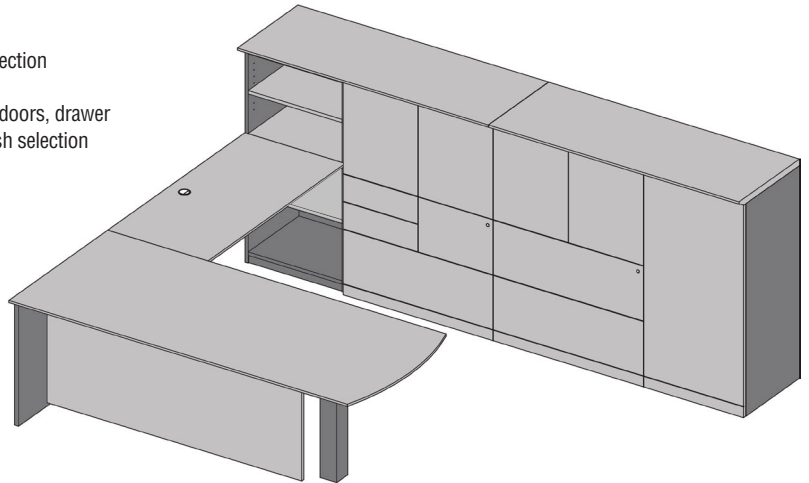
The laminate only (indicated ■)
The unit will be monotone.



Dufferin All Laminate Option P2

Finish Specification

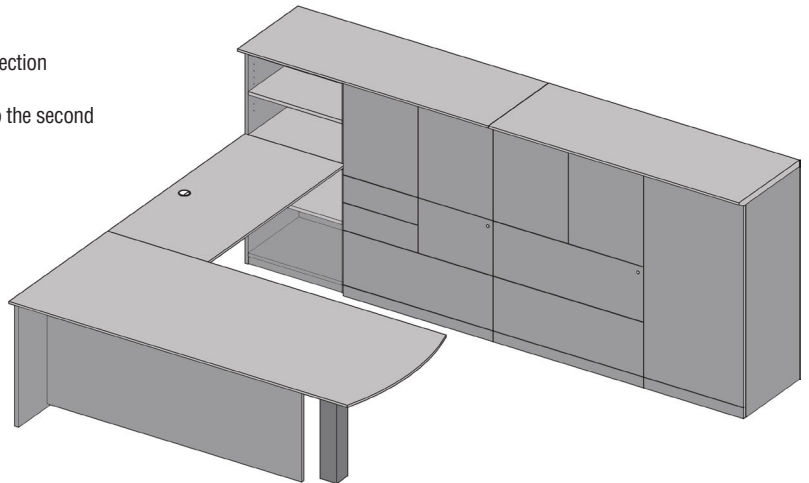
First Selection: The chassis belongs to the first laminate finish selection (indicated ■).
Second Selection: Profiled tops, panels on breakfront style units, doors, drawer fronts and all exposed shelves belong to the second laminate finish selection (indicated ■).



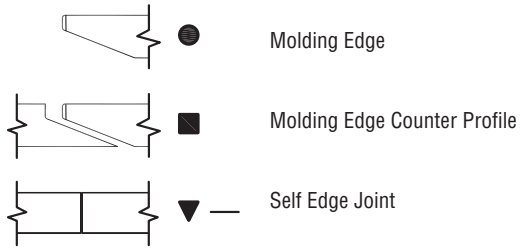
Dufferin All Laminate Option P3

Finish Specification

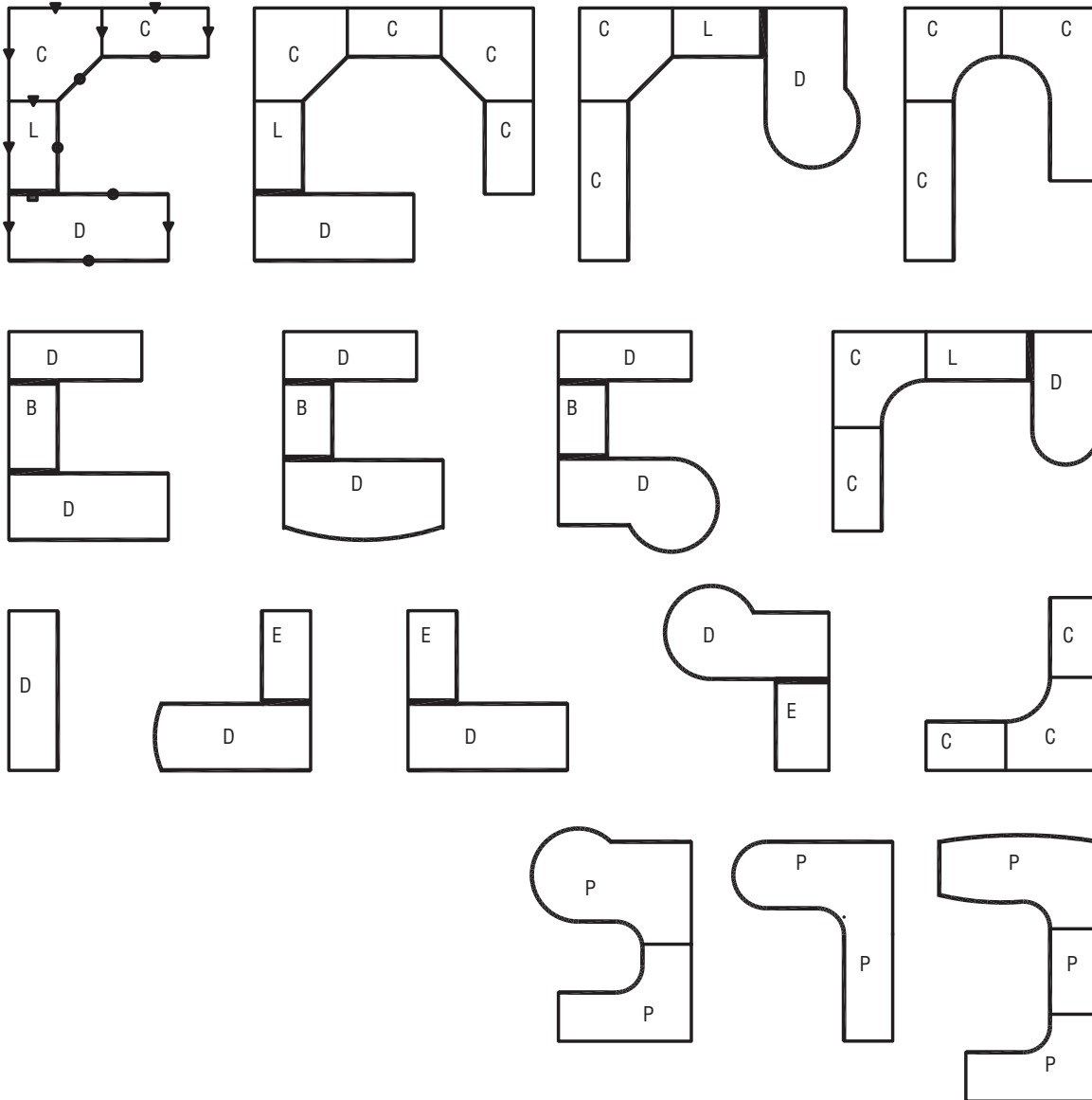
First Selection: The chassis belongs to the first laminate finish selection (indicated ■).
Second Selection: Profiled tops and all exposed shelves belong to the second laminate finish selection (indicated ■).



DUFFERIN EDGE DETAILS



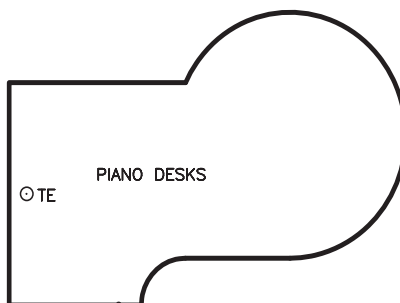
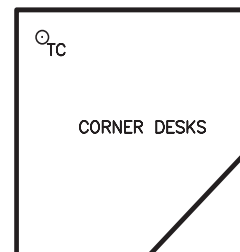
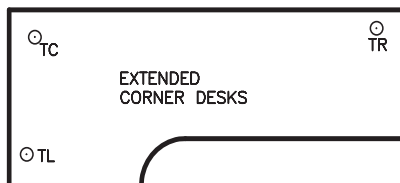
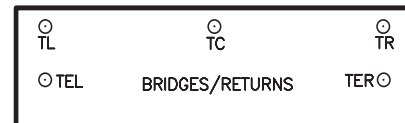
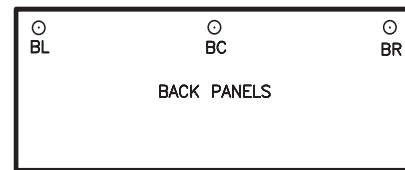
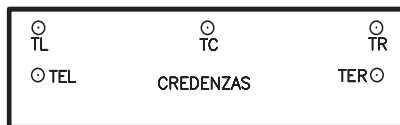
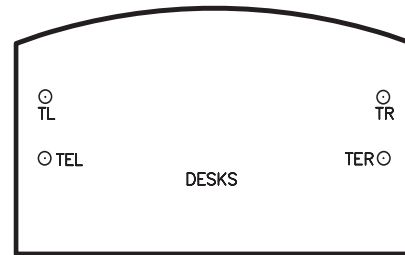
D - Desks and Credenzas
 B - Executive Bridges
 E - Executive Returns
 C - Corner Components
 L - Linking Bridges
 P - Piano Desks



Note: Refer to Price List Pages for appropriate coding and pricing. Custom configurations are available by requesting a quote.

GROMMET SPECIFICATION

Includes standard and optional Grommet Locations



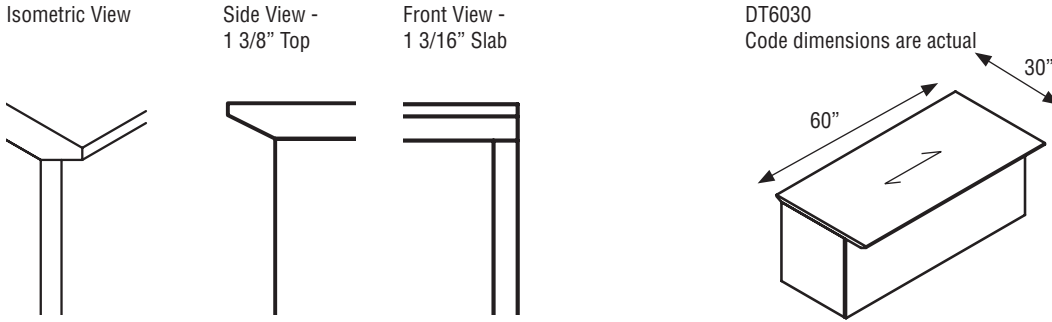
Note:

- For pricing on optional Grommets refer to Page K.8. Custom configurations are available by requesting a quote.
- For TEL & TER location please contact Customer Service.

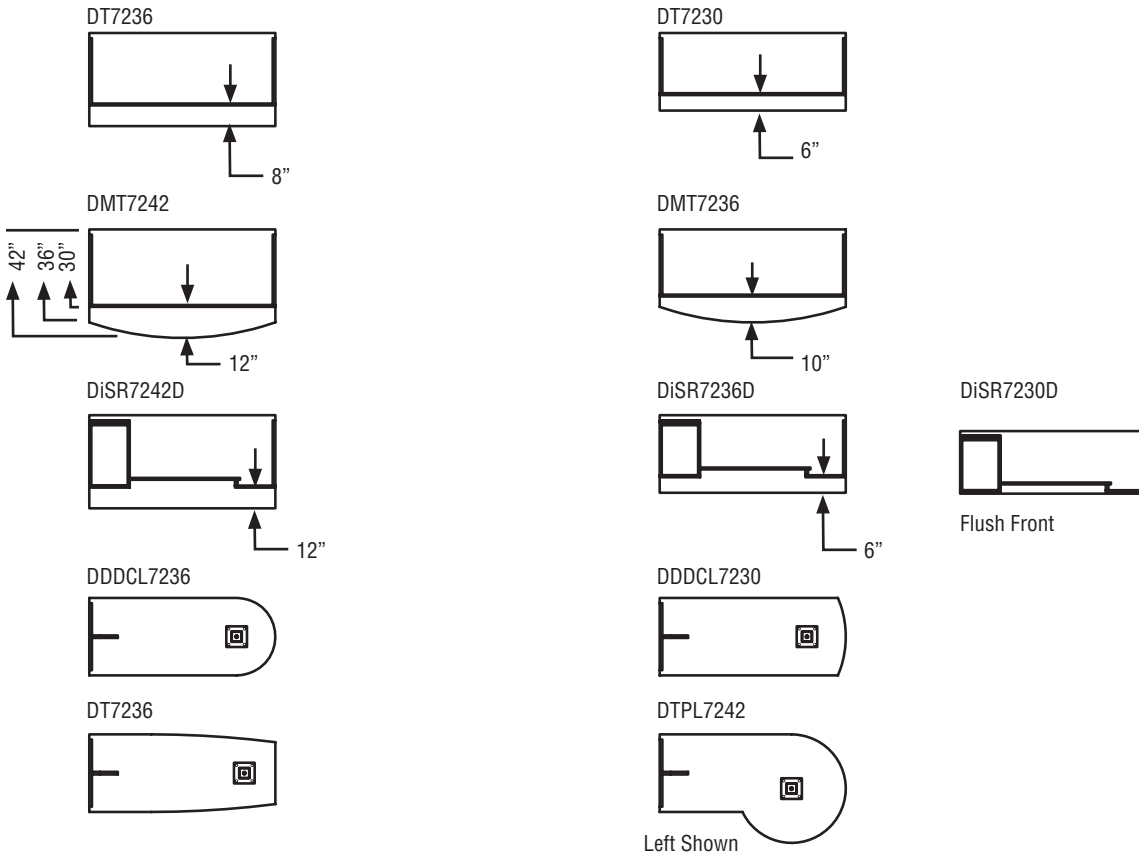
DUFFERIN DESKS AND CREDENZAS

Can be ordered as a shell or with pedestals.
 Hand of Rectangular Desk is determined by location of pedestal from user side.
 Hand of "D" Top is determined by outward orientation of curved end from user projection.
 Hand of "P" Top is determined by outward orientation of conference end from user projection.

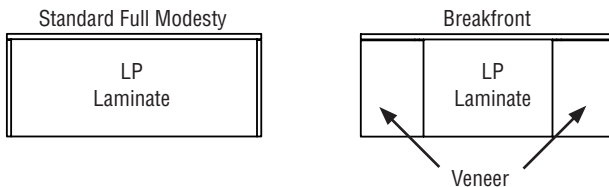
Standard metal column support on "D" and "P" Tops is a SMS4.



MODESTY PANEL CLEARANCE

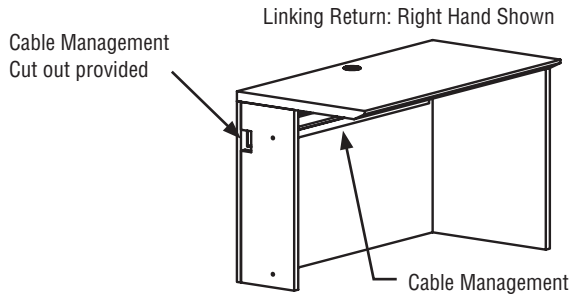


MODESTY PANEL OPTIONS

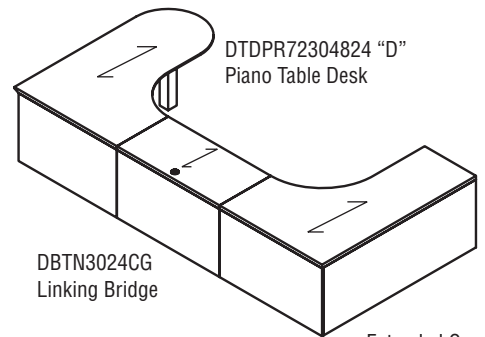
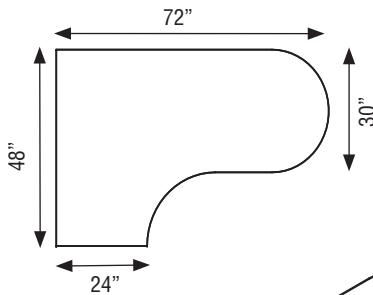
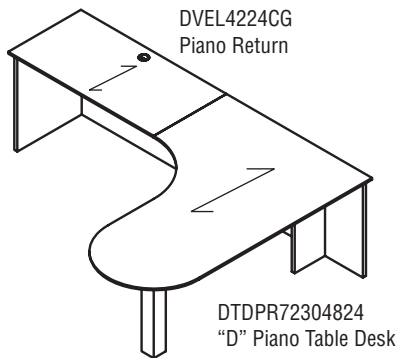
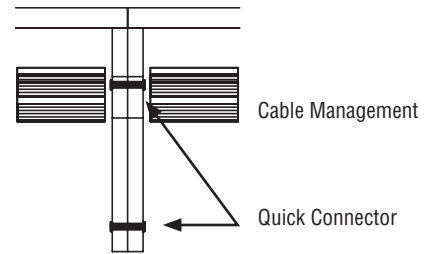


DUFFERIN PIANO DESKS AND LINKING RETURNS

- All Desks are shipped assembled.
- Units include standard Grommets shown and installed horizontal wire management.
- Unit is handed by Post Leg.
- Not for use with regular Corner Units.
- Standard metal column support on "D" and "P" Tops is SMS4.



Supporting Slab Joining Structure

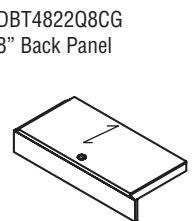
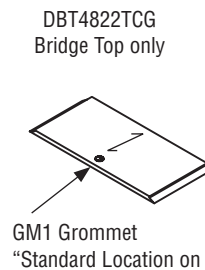
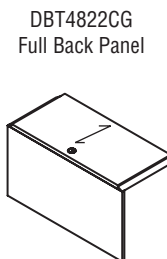
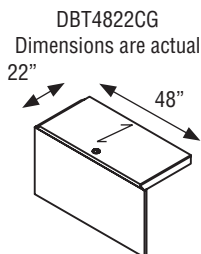
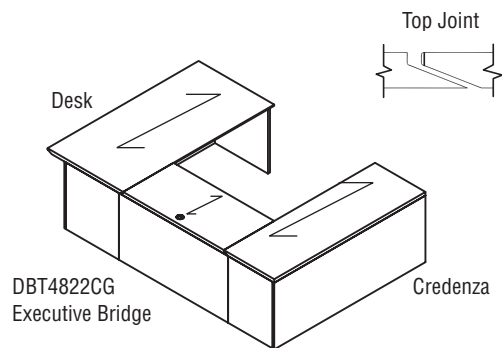


To remove Cross Grain veneer pattern on Top, delete suffix "CG" from the Product Number Code. (Available at no upcharge)

DUFFERIN EXECUTIVE BRIDGES

Executive Bridge is used to connect a Desk to a Credenza. Not to be used with Corner Components or Piano Desks. Three Back Panel options. Back panel flush with end panels of Desk and Credenza. Includes GM1 Grommet Top Center.

To remove Cross Grain veneer pattern on Top, delete suffix "CG" from the Product Number Code. (Available at no upcharge)



DUFFERIN EXECUTIVE RETURNS

Executive Return is used to attach to a Single Pedestal Desk, Single Pedestal Credenza, Desk Shell or Credenza Shell.

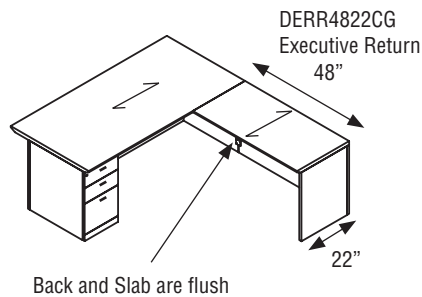
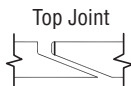
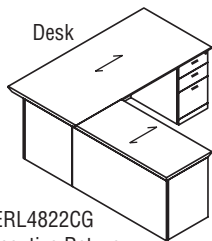
Can be specified as a Shell or with a Pedestal.

Back Panels are available as either full height or 8" from the underside of the worksurface.

Hand of Executive Return is determined by location of full end panel from user side.

Hand of Desk or Credenza is determined by location of pedestal from user side.

Executive Return attached to Desk or Credenza



To remove Cross Grain veneer pattern on Top, delete suffix "CG" from the Product Number Code. (Available at no upcharge)

DUFFERIN CORNER COMPONENTS

Corner Table is used to connect to Linking Bridge and Linking Credenza.

Cable management tray included.

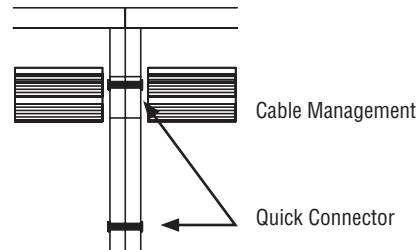
Back Panels are available as either full height or 8" from the underside of the worksurface.

Hand of Linking Credenza is determined by location of full end panel from user side.

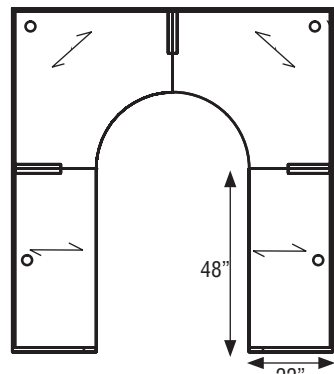
Hand of Extended Corner is determined by location of long narrow end from user side.

To remove Cross Grain veneer pattern on Top, delete suffix "CG" from the Product Number Code. (Available at no upcharge)

Supporting Slab Joining Structure



DEK424222 Corner Table

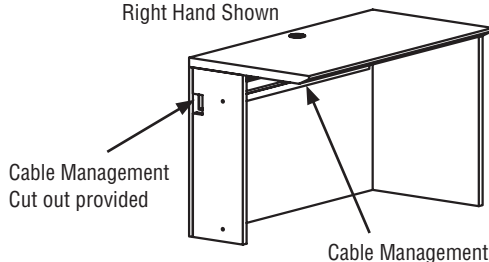


Grommet standard on all Corners except Extended Corners

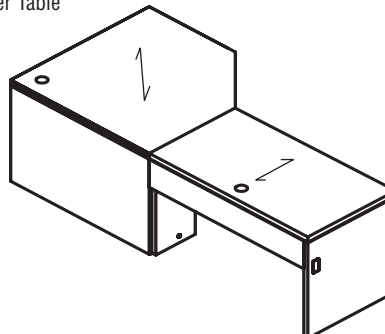
DVL4822CG Linking Return

DVL4822CG Linking Return

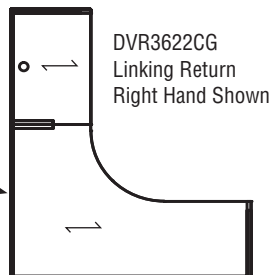
Linking Return Right Hand Shown



DE424222 Corner Table



Grommet must be specified if required. For Grommet Location see Page A.13



DEKL724822 Extended Corner Table

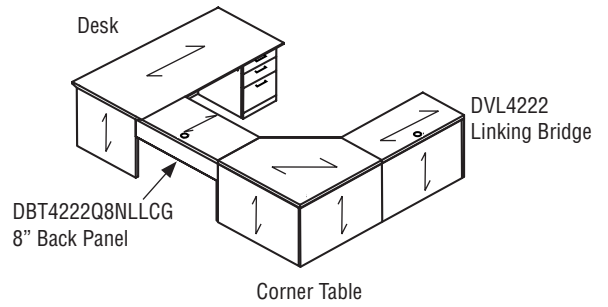
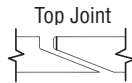
DUFFERIN LINKING BRIDGES

Linking Bridge is used to connect Corner Components to Single Pedestal Desk, Single Pedestal Credenza, Desk Shell or Credenza Shell. Back panels are available as either full height or 8" from the underside of the worksurface.

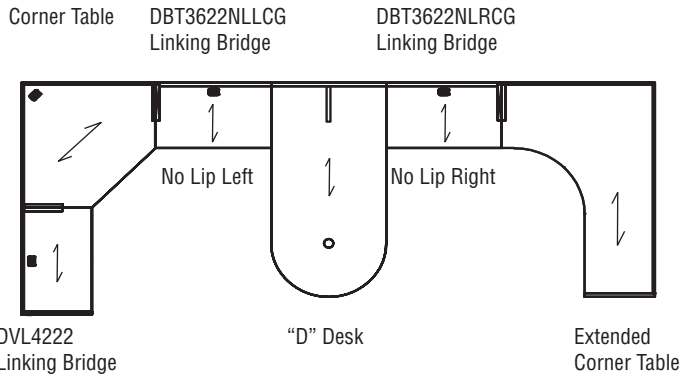
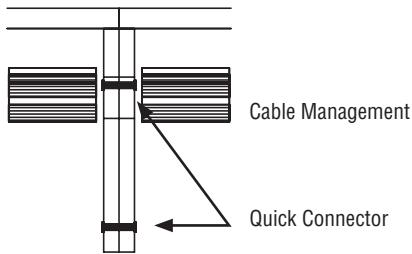
Includes GM1 Grommet Top Centre.

Hand of Linking Bridge is determined by location of half end panel from user side.

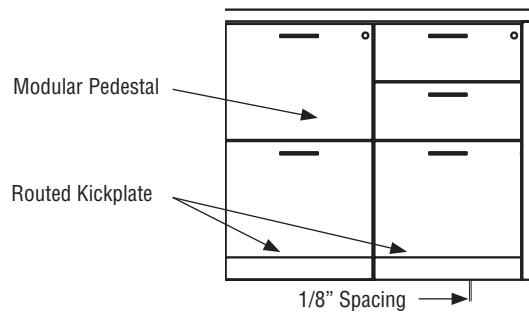
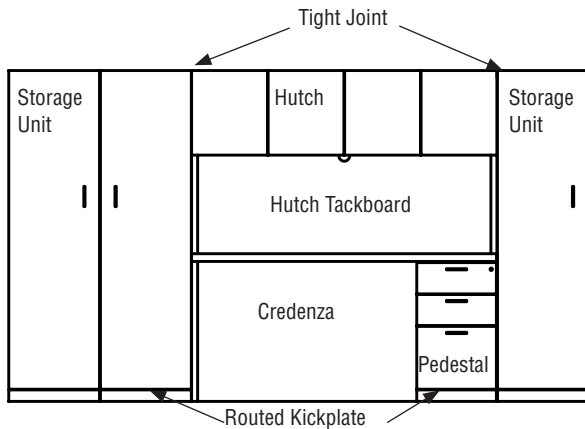
To remove Cross Grain veneer pattern on Top, delete suffix "CG" from the Product Number Code. (Available at no upcharge)



Supporting Slab Joining Structure



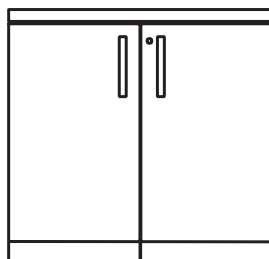
DUFFERIN SIDE BY SIDE COMPONENTS



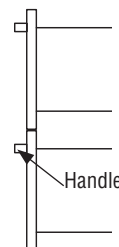
DUFFERIN MODULAR PEDESTALS AND HANDLES

Modular Pedestal for Dufferin.

Credenza Shell cannot be completely filled up with Modular Components to create a Full Storage Credenza.



Pedestal Handle



Handle

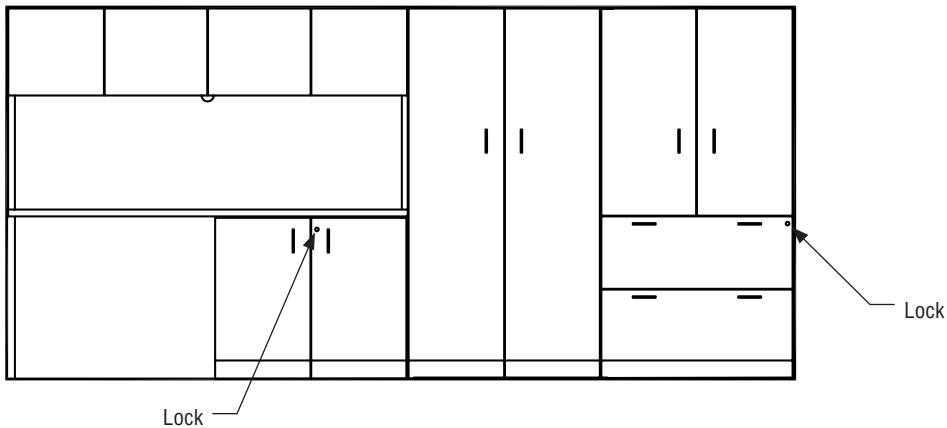
DUFFERIN LOCKS

Locking

Locks are Standard on all “below the work surface level” Drawer and Door Storage Units with the exception of the Pull-Out Tray Units and Single Lateral File Drawer Combination Tray/Slot Units

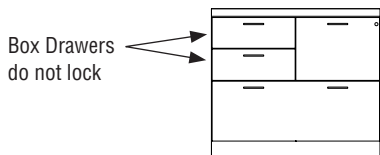
Locks are Optional on all “above the work surface level” Closed Storage Units. See Accessories Section Page K.8 for Lock Specification details.

Standard Lock Positions



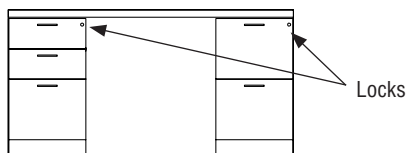
DZR3622

Combination Storage Unit:
Lock for File and Lateral File Drawer only,
Box Drawers do not lock.



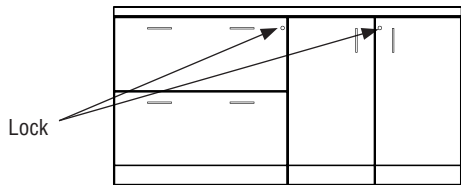
DD7236DE

Double Pedestal Desk/Credenza:
Lock for D and E Pedestals are on the inside Gable.



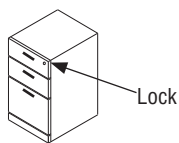
DCF7222

Full Storage Credenza: Locks are on the front.



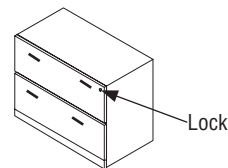
DWD

Modular Furniture:
Lock is on the front.

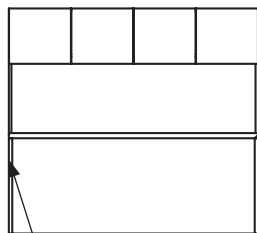


DWF

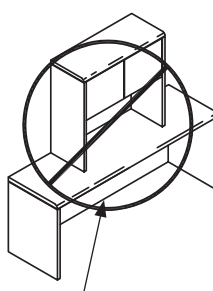
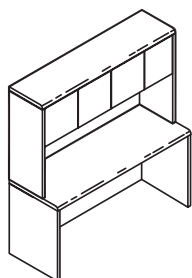
Modular Furniture:
Lock is on the front.



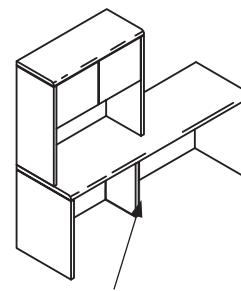
HUTCH POSITIONING



There must be an end panel under the hutch



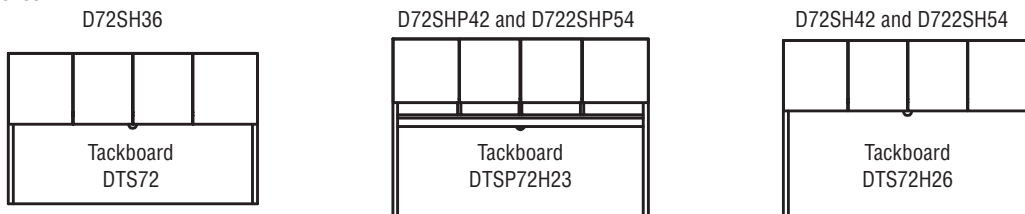
Missing Support NOT Recommended



Add optional Support SLAB12 (as Special)

DUFFERIN TACKBOARDS

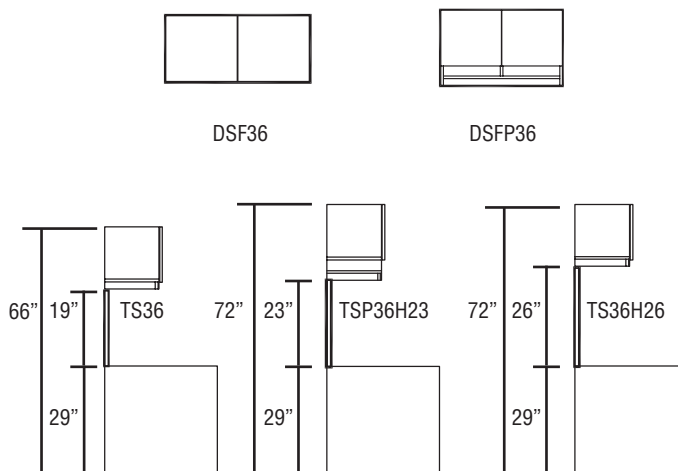
Tackboards for Storage Huches



Tackboards with Accessory Rail

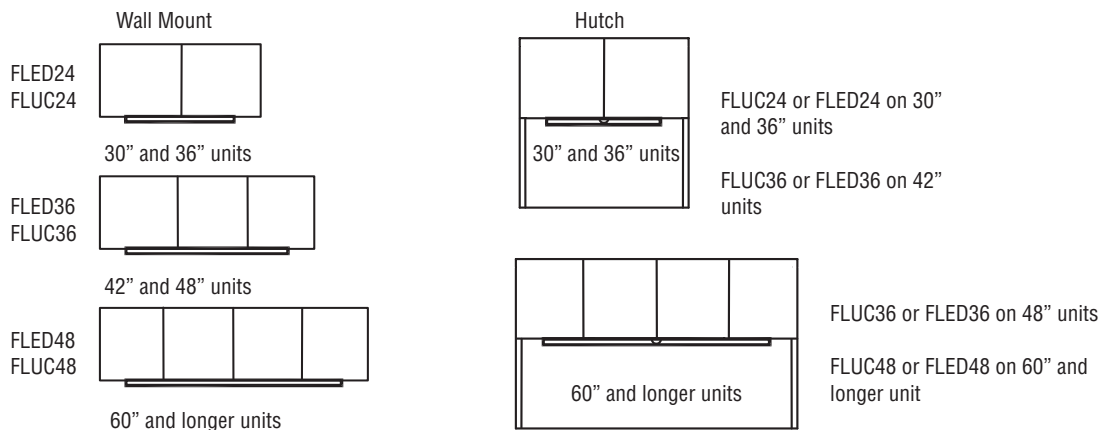


Tackboards for Wall Mount Overheads



DUFFERIN LIGHTING

Lighting for Hutches and Wall Mount Overheads.



GENERAL INSTALLATION AND HARDWARE

Uncartoning

Always uncarton wood office furniture with care. Never use a knife or sharp object of any kind to open cartons. Tear cartoning tape off by hand. Protective corner blocks, foam-wrap, and a bottom skid are included in the carton during shipping for protection.

Hardware: All necessary hardware for attaching furniture is included in the shipment. Actual wall-attachment fasteners for wall cabinets, Tackboards and Visual Boards are not included due to variable site conditions.

Hanging file rails: Pre-installed on file drawer perimeters and accommodates both legal and letter size filing.

Flat-plates: Are used to attach Bridges and Returns to Desks and are shipped pre-attached to the bottom of the Bridge or Return. Mini-flat-plates for securing Bridge Back Panels to Desk or Credenza End-Panels, and quick connectors for securing modular Corner Units to adjacent pieces, are shipped along with screws in a plastic bag attached to the bottom of the Bridge or Return.

Caution: Using screws other than those supplied by Descor could result in damage to finished tops. Descor will not honor claims due to installation of incorrect hardware.

Installation: Wall-mounted cabinets, Tackboards and Visual Boards are pre-attached with horizontal wall rails to the back of each unit. The wall-side components must be detached from the unit and fastened to the wall accordingly. Wall fasteners are not included due to the variable site conditions. Securing the wall rail to a vertical structural member is the required manner of installation. The Cabinet or Visual Board is then lowered on to the wall rail. It is important to level the wall rail before installation. Wall cabinets are equipped with levelers at the bottom of the back panels for proper cabinet alignment. Units with doors are equipped with adjustable European door hinges to assist in door alignment. It is required to use a #8 wood screw through the back of the cabinet and the wall-mounted rail, to further secure the wall attachment. Tackboards have vertical grooves in the back for tasklight wiring.

Hutches: Descor utilizes a non-marring method of Hutch attachment. They are installed with double faced tape applied to the bottom of the end panels. The tape is shipped in a plastic bag found in the Hutch. Removal of the Hutch requires moderate pressure to be applied on the top of the unit towards the wall for at least a minute for the pressure sensitive tape to release. At the dealer or installer's discretion, additional support may be added by installing flat-plates along the outside back of the attached units. These flat-plates are not included in the shipment.

Hutch tackboards: Factory installed.

Modular storage units: Have pre-drilled holes through the unfinished tops for securing to the bottom of the work surfaces. Screws and lock keys are included in a plastic bag fastened inside the pedestal. Installer should leave a 1/8" reveal between the Modular Storage Unit and the End panel. Disassemble the Modular Unit first before relocating the entire unit to avoid damage or bodily injuries.

5-sided corner tables: Join Bridge and Credenza run-offs, using the supplied quick-connectors. Recessed end-panels in these units are pre-drilled to accept quick-connectors for easy alignment. Accurate leveling is critical for these units to align and connect properly. Flat-plates are pre-attached to the work surface to secure to the desk unit.

Upon completing installation, wipe furniture with a damp cloth, followed by a dry soft cloth.

Leveling wood office furniture properly is the most important procedure to ensure proper functioning and alignment of drawers, locks and doors.

CARE AND MAINTENANCE GUIDE

Wood Casegoods Care: Descor furniture is constructed to strict specifications to ensure years of satisfied use. As with all wood products, certain care requirements and periodic maintenance are necessary in order to maintain the original new appearance and function.

Laminate Chassis: This sturdy and durable finished surface can be cleaned with a damp cloth. If the product is really dirty, a mild detergent solution may be used.

Finish Protection: All clear wood finishes are susceptible to scratches from rough and abrasive objects, such as staples, paper clips, ceramic coffee mugs, flower pots, picture frames, etc. Computer equipment with rubber feet can also cause discoloration and softening of the finish due to petroleum distillates in the rubber.

Glass tops are the ultimate protection against scratch mishaps.

The most practical protection is the use of desk-pads or blotters, paper management bins, coasters, common sense caution with rough items, and adding pressure sensitive felt to the feet or bottoms of any potentially destructive item on the Desk.

Wood Finish Care: Wax or polish should never be used on the catalyzed finish; they will give a greasy, cloudy or uneven appearance to the product. Descor's conversion varnish finish is best cleaned by wiping the surfaces with a damp cloth, followed by a soft dry cloth in the direction of the grain. If the surfaces are very dirty, use of a glass cleaning type of product is recommended.

Laminate Finish Care: The work surfaces are manufactured using primarily Nevamar® Brand laminates as the exposed surface. To properly clean these areas, it is best to use a clean, damp cloth. For stubborn stains, you are able to add a mild detergent to the water. Be certain not to use an ammonia-based solutions. It will react, causing permanent damage to the contacted areas.

Never use a silicon based product to dust or polish catalyzed finishes. Over time, silicon may disrupt the actual molecular composition of the finish and cause it to soften and become cloudy.

Additional Tips:

- Remove any spilled liquid immediately with a blotting, rather than a wiping motion.
- Do not drag or push objects or stacks of papers across any finely finished surface.
- Avoid exposing surfaces to extreme heat, cold or humidity.
- The surface finish may be burn resistant, however, the wood underneath the finish is not and can be charred by a burning cigarette or heat producing unit.
- Exposure to strong sunlight should be avoided. The surface finish is fade-proof, however, in spite of UV inhibitors in the finish, the wood underneath may change color (patina) where extended exposure to sunlight exists. Natural or light finished species are especially susceptible to UV color change.
- Building maintenance and maintenance service management should be notified of the proper care instructions and procedures for your furniture to avoid damage and allow optimum appearance for years to come.
- Special care should be taken to protect wood furniture when other trades such as painters, electricians and telecommunications workers are present performing work.
- Drawer suspensions are lubricated prior to shipment. Periodic lubrication may be applied to the ball bearing housing with a high quality lubricant found in most hardware stores.
- Drawer alignment is achieved with proper leveling of desks and credenzas.
- Check leveling glides for adjustment if the furniture is moved.
- Modular furniture items, such as Desk Shells and Modular Pedestals **must be disassembled** prior to moving or relocating to avoid damage to the furniture.
- Hutch and wall cabinet doors may require field adjustment, from time to time, due to shifting weight load factors inside the cabinet.
- Touch-up of wood furniture should only be attempted by a qualified refinisher/touch-up technician. Contact your furniture dealer if this need should arise.

DESCOR LIMITED LIFETIME WARRANTY

Descor will, at no cost to the original purchaser and for as long as the original purchaser owns a Descor product repair or replace with a comparable product, at Descor's option, any part or product sold after January 01, 2001, which fails as a result of a defect in its design, materials or workmanship. For all purposes of this warranty, the term "purchaser" is defined as the entity or individual acquiring a new Descor product as the initial purchase thereof either from Descor or an authorized Descor dealer.

Exceptions to this warranty include:

- Descor warrants its products to be free from defects in materials and workmanship for a period of 10 years, of single shift service, from the date of delivery.
- Lighting products and grommets are warranted for one year from date of delivery.
- Custom electrical solutions may carry varying warranty coverage.
- Descor fabrics and wood veneers are warranted for 5 years from the date of delivery.
- Electrical components, are warranted for 10 years from the date of delivery.
- Moving parts, which include, glides, slides, casters, user adjustable worksurface mechanism are warranted for 5 years from date of delivery.
- Descor warrants its products based on a single shift (40 hour/week). Usage beyond a single shift (40 hour/week) will result in a reduction in the warranty, in proportion to the increased usage.

- Pneumatic cylinders for any product, unless otherwise stated, are warranted for 10 years of single shift (40 hour/week) usage, from date of delivery.

This warranty does not include:

- Customers Own Material or finishes applied to Descor products (which include graded in fabrics, which are treated as Customers Own Material).
- Wood Veneer being a natural material will have shade differences between veneer leaves. This will be more apparent between flitches. Fading on wood veneers can be caused by exposure to UV rays / sunlight.
- Wood color, grain and stain acceptance, which may occur due to the natural elements of wood.
- Ballasts and light bulbs.
- Products which have been modified or which have not been installed or used according to Descor's application and installation guidelines or warnings.
- Products that must be replaced due to normal wear and tear, negligence, abuse, accidents or shipping damage.
- Products used for rental purposes.

In no event shall Descor be liable in either tort or contract for any loss or direct, special, incidental, consequential, or exemplary damages.

This warranty is the customer's sole remedy for product defect. Descor makes no warranties, including the express or implied warranties of merchantability and fitness purpose, other than the express warranties contain herein.

TERMS AND CONDITIONS OF SALE

Prices: Prices are subject to change without notice. All shipments are F.O.B. the plant unless otherwise indicated. All taxes are extra.

Terms: Merchandise shall be invoiced when shipped and payment is due 30 days after invoice date.

Orders: All orders are subject to acceptance by Descor head office and to the Terms of Sale which appear in current price lists.

Returns: Merchandise may not be returned without prior written consent. Upon approval, a minimum restocking charge of 35% shall be deducted from the credit note, in addition to any expense incurred should reconditioning be necessary. Return shipping must be prepaid.

Cancellations: All orders are considered firm and not subject to cancellation without our documented approval. Cancellation charges may be required based on expenses incurred during order processing.

Carriers: All shipments shall normally be made through the Buyer's specified carrier. Otherwise Descor shall use its best judgment in selecting a carrier. Prepay and Add Service Charge to cover cost of processing prepaid freight bills, a charge of \$32.00 per shipment will be made. This amount will be included in the "Freight Charges" invoiced by Descor.

Liability: Every effort is employed to effect secure packing for shipment. Descor's liability ends when the carrier issues a clear receipt, acknowledging automatically that the shipment has been received in good condition.

Claims: It is required that all merchandise be carefully examined by recipient before issuance of clear receipt to carrier. Should the shipment arrive unsound or incomplete, have carrier make proper notation on the delivery receipt and original freight bill as to discrepancy before accepting shipment. Any claim for damage or shortage must be filed by you with the delivering carrier. Descor will not accept return of merchandise damaged in transit.

Changes and Cancellations: Descor reserves the right to institute changes with regard to materials, equipment, specification and designs, as well as to discontinue models at any time without prior notice. After the date of Descor's acknowledgement of a Purchaser's order, the order may not be changed or cancelled by Purchaser without the written consent of Descor. Special order items already in production are not subject to change or cancellation under any circumstances. Other standard items already in production are subject to a minimum 35% restocking charge, based on list price. A higher percentage may apply, depending on the stage of production.

Finishes: Descor veneers and solid woods are carefully selected for color, tone and grain. Since the distinctive characteristics and nature of wood cause variations, exact matches are not always possible.

Shipping Weight: All shipping weights and cubic sizes as indicated are approximate.

Dimensions: Are approximate. Please contact Descor for specific dimensions required.

FINISHES

Descor Collection Products are Greenguard certified

Group 1 Finishes (Standard Finishes)

Finish Code	Color	Veneer Type	Veneer Cut
BTW	Biscotti	White Oak	Rift
JAW	Java	White Oak	Rift
MCW	Moch	White Oak	Rift
CRW	Coral	White Oak	Rift
EVW	Evening Oak	White Oak	Rift
MTW	Milestone	White Oak	Rift
CAW	Cocoa Walnut	Walnut	Flat
DWW	Dark Walnut	Walnut	Flat
EWV	Empress Walnut	Walnut	Flat
LTW	Latte Walnut	Walnut	Flat
MHW	Mahogany on Walnut	Walnut	Flat
WLW	Walnut	Walnut	Flat
NLW	Natural Walnut	Walnut	Flat
ULW	Umber Walnut	Walnut	Flat
ACW	Amber Cherry	Cherry	Flat
DCW	Dark Cherry	Cherry	Flat
RCW	Red Cherry	Cherry	Flat
WCW	Windsor Cherry	Cherry	Flat
AMW	Almond Cherry	Cherry	Flat
VNW	Vintage Cherry	Cherry	Flat
HAW	Hazelnut	Maple	Flat
MPW	Maple	Maple	Flat
SMW	Sugar Maple	Maple	Flat
WMW	White Maple	Maple	Flat
OYW	Oyster Maple	Maple	Flat
SRW	Sahara Maple	Maple	Flat

Group 2 Finishes (Add 25% upcharge)

Finish Code	Color	Veneer Type	Veneer Cut
BRW	Butternut	Anigre	Figured

Metal Finishes

Finish Code	Color
E	Black
K	Tungsten (Silver)
DWT	Designer White

Glass Finish (For Glass Doors and Modesty Panels)

Frosted Glass Standard
 White back painted glass Please contact Customer Service - Quote Required

ALL LAMINATE FINISHES (LP) Chassis, Fronts, Doors and (HP) Top

Top Code	Chassis, Fronts, Doors Code	Colour
ACJ	ACJ	Absolute Acajou*
ASN	ASN	Asian Night*
BLK	BLK	Black
BZD	BZD	Blizzard
CGY	CGY	Custom Grey
CMB	CMB	Clear Maple*
DES	DES	Dark Espresso*
DWT	DWT	Designer White
FAS	FAS	Fashionista*
FCL	FCL	First Class*
HGT	HGT	Hayden Grey
NBL	NBL	Noce Biondo*
NEL	NEL	Noce Leggero*
NGL	NGL	Noce Grigio*
NML	NML	Noce Medio*
SBY	SBY	Sheer Beauty*
SDT	SDT	Stonedust
SOG	SOG	Storm Grey (Charcoal)
STG	STG	String (Nevada)
WCR	WCR	Winter Cherry*
WHC	WHC	White Chocolate*
WHE	WHE	Walnut Heights*

Laminate Colour with * is Wood Grain Laminate

FINISH OPTIONS

Dufferin All Wood:

Products are available as an all wood option. Add suffix "W" to the end of the product code (see page A.10).

Special Finish Options

Custom Veneers Please contact Customer Service for selection and
 Laminate Inlays Please contact Customer Service - Surcharges may
 FSC option available Please contact Customer Service - No upcharge

Custom Staining (Please Contact Customer Service)

up to \$50,000 Add \$528 Flat Fee and 15% and to the List Price
 \$50,000 and \$200,000 Add 15% upcharge to the List Price
 over \$200,000 No upcharge

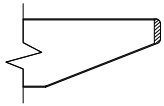
Dufferin All Laminate:

Products are available as an all laminate option.
 Low pressure laminate will be used on all chassis, fronts and doors.
 High pressure laminate will be used on all tops.
 Doors, fronts and user side of all tops (Dufferin edge) will be edgebanded with 3mm PVC edge, all remaining parts/edges will have a standard 0.5mm PVC edge.

Add suffix "P1", "P2" or "P3" to the end of the product code (see page A.10 and A.11)

Solid colour low pressure laminate and wood grain laminate can not be combined in one product.

EDGE AVAILABLE



• COM Handles are available please contact Customer Service

HANDLES AVAILABLE



PL33
Black Moon Pull, 4"



PL34
Nickel Moon Pull, 4"



PL64
Contemporary Nickel Pull, 5 3/8"



PL66
Transitional Nickel Pull, 6 3/4"



PL92
Silver Bar, 5 3/8"



PL93
Black Bar, 5 3/8"



PL94
Silver Rectangular Handle, 5 3/8"




PL95
Black Rectangular Handle, 5 3/8"



PL96
Silver Slimline Pull, 5 3/8"



PL97
Black Slimline Pull, 5 3/8"



PL98
Silver Princeton Bar, 5 3/8"



PL99
Black Princeton Bar, 5 3/8"



PLS7
Black Spaghetti Pull, 7 3/8"



PLS8
Silver Spaghetti Pull, 7 3/8"

- Handle must be specified except for Hutches and Wall Mount Units
 - Black Handle = Black Lock & Grommet.
 - Silver, Nickel and Tungsten Handle = Tungsten Lock & Grommet.

TACKBOARD FABRICS - GRADE 1

Tackboards are standard in Global Furniture Group Grade 1 panel textiles, please refer to the following website for the current offering.
<https://www.globalfurnituregroup.com/ca/workplace>
 To find Panel Textiles choose the Resources tab and click on Textiles. Select Panel Textiles Grade 1 for standard offering.

KEY ALIKE FORM

DATE

ACK.NO. (PROVIDED BY DESCOR)

PAGE(S)

of

CUSTOMER PO#

SPECIAL INSTRUCTIONS

INITIATED BY

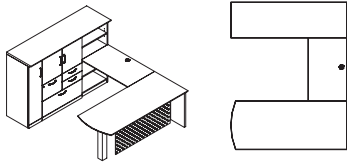
ADD ON

ORIGINAL PO#

KEY NO. W401 to W500 Inclusive	TAG AREA	QUANTITY	DESCOR USE ONLY	
			Key Area Total	Checked Total
			Quantity	Print Initials

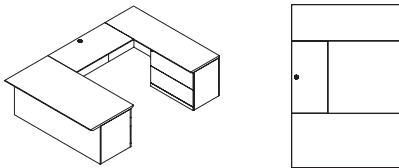
NOTE: If Key Alike Instructions are not Submitted to DESCOR INDUSTRIES with the Customer's Purchase Order, all components will be keyed randomly.

D-01



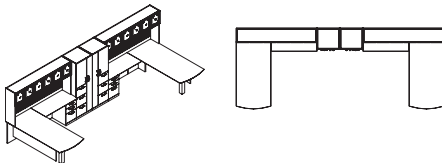
QTY	CODE	DESCRIPTION	STANDARD	WOOD	LAMINATE
1	D7D20W24H48	Open Bookcase with 1 Fixed Shelf & Adj. Shelves	1274	1527	1019
1	D15D20W36H48L	Storage Cabinet with Doors & Adj. Shelf above Left Combination Storage	3384	4062	2707
1	D2D20W12H48L	Left Wardrobe Cabinet with Door, Coat Rack & Hat Shelf	1637	1964	1311
1	DBT4224TSELCG/S	Left Linking Bridge Top - Self Edge on Left -Special	744	893	595
1	DDDBE7230	Connecting Bow End Table Desk	2851	3423	2283
1	CMP54W	Wood Straight Modesty Panel hanging from Top	1118	1118	893
1	D7222T	22" Top for Modular Storage	1277	1277	851
TOTAL			\$12,287	\$14,263	\$9,660

D-02



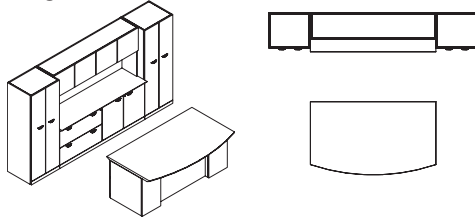
QTY	CODE	DESCRIPTION	STANDARD	WOOD	LAMINATE
1	DCR7222F	Single Pedestal Credenza with 36" Lat. File on Right	3762	4513	3010
1	DBT4820CG	Executive Bridge Top with Full Back Panel	1161	1394	930
1	DSL7236D	Single Pedestal Desk with BBF on Left	3433	4118	2746
TOTAL			\$8,357	\$10,024	\$6,685

D-03



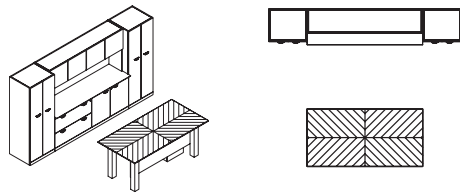
QTY	CODE	DESCRIPTION	STANDARD	WOOD	LAMINATE
2	DDDBE8436	Connecting Bow End Table Desk	7069	8480	5655
2	CMP66W	Wood Straight Modesty Panel hanging from Top	2311	2311	1850
1	DERR4822DCG	Executive Return Right with BBF Pedestal on Right	2428	2912	1942
1	DERL4822DCG	Executive Return Left with BBF Pedestal on Left	2428	2912	1942
1	D27D22W24H72L	Left Tower Unit with Wardrobe, 3 File Drawers & Storage with Adj. Shelves	5118	6139	4094
1	D27D22W24H72R	Right Tower Unit with Wardrobe, 3 File Drawers & Storage with Adj. Shelves	5118	6139	4094
2	D84SH42G	42" High Storage Hutch with Glass Doors	11161	13394	8928
2	DTSAS84H26	Tackboard with Rail for 42" & 54" High Non Pigeon-Hole Hutches	3359	3359	3359
TOTAL			\$38,990	\$45,646	\$31,865

D-04



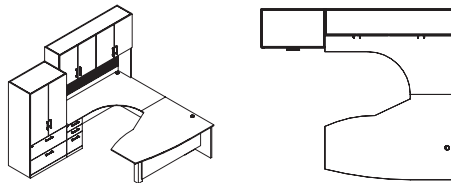
QTY	CODE	DESCRIPTION	STANDARD	WOOD	LAMINATE
1	DMiD7242DE	Double Pedestal Bow Top Desk, Breakfront Style with BBF Left & FF Right	5825	6989	4661
1	DC7222FG	Full Storage Credenza with Lat. File on Left & Storage Cabinet on Right	4076	4893	3263
1	D1D22W24H65	Storage Cabinet with Doors & Adj. Shelves	2522	3024	2017
1	D2D22W24H65	Wardrobe Cabinet with Doors, Coat Rack & Hat Shelf	2181	2618	1747
1	D72SH36	36" High Storage Hutch with Wood Doors	2971	3564	2376
1	DTS72	Tackboard for 36" High Non Pigeon-Hole Hutches	684	684	684
TOTAL			\$18,258	\$21,770	\$14,744

D-05



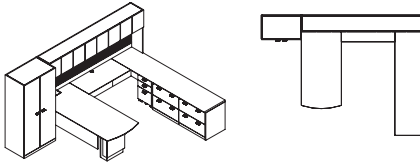
QTY	CODE	DESCRIPTION	STANDARD	WOOD	LAMINATE
1	RE7236(FD)	Rectangle Shaped Table Top	2522	2522	1682
1	CMP66W	Wood Straight Modesty Panel hanging from Top	1156	1156	926
4	SMS4	4" x 4" Metal Post Leg, Brushed Chrome	1537	1537	1537
1	DWDM	Freestanding Mobile BBF Pedestal	1685	2022	1349
1	DC7222FG	Full Storage Credenza with Lat. File on Left & Storage Cabinet on Right	4076	4893	3263
1	D1D22W24H65	Storage Cabinet with Doors & Adj. Shelves	2522	3024	2017
1	D2D22W24H65	Wardrobe Cabinet with Doors, Coat Rack & Hat Shelf	2181	2618	1747
1	D72SH36	36" High Storage Hutch with Wood Doors	2971	3564	2376
1	DTS72	Tackboard for 36" High Non Pigeon-Hole Hutches	684	684	684
TOTAL			\$19,331	\$22,019	\$15,575

D-06



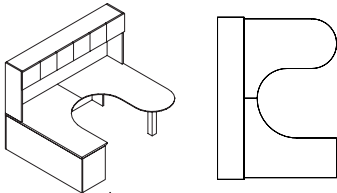
QTY	CODE	DESCRIPTION	STANDARD	WOOD	LAMINATE
1	DTBPR72364824	Right Boat Shaped Piano Table Desk	4015	4816	3212
1	ES22	Straight Front Upgrade	155	187	124
1	GM1TE	Round Grommet - Plastic Top End	48	48	48
1	CMP60W	Wood Straight Modesty Panel hanging from Top	1136	1136	909
1	DEKL724824D/S	Left Extended Corner Table with 22" Return Connection & BBF on Left - Special	3990	4787	3190
1	GM1TC	Round Grommet - Plastic Top Centre	48	48	48
1	D722SH54	54" High Storage Hutch with Wood Doors	4452	5341	3563
1	DTSAS72H26	Tackboard with Rail for 42" & 54" High Non Pigeon-Hole Hutches	1431	1431	1431
1	D13D22W36H72	Storage Cabinet with Doors & Adj. Shelves above 2 Lat. File Drawers	4529	5434	3622
TOTAL			\$19,803	\$23,228	\$16,147

D-07



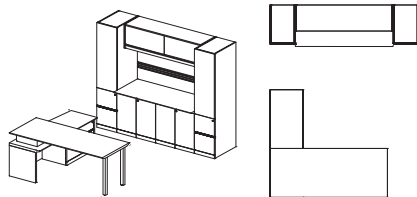
QTY	CODE	DESCRIPTION	STANDARD	WOOD	LAMINATE
1	DDDBE8436	Connecting Bow End Table Desk	3535	4241	2826
1	TPML18	Rectangular Pedestal Base Upgrade from SMS4	888	888	888
1	ESMR101	Data Power Box, Top End	868	868	868
1	CMP66W	Wood Straight Modesty Panel hanging from Top	1156	1156	926
1	DC10824/S	Credenza Shell with Full Back Panel - No Centre Support	3482	4177	2785
2	DWN	Modular Lateral File	3564	4277	2850
1	D108SH42	42" High Storage Hutch with Wood Doors	5194	6230	4156
1	DTSAS108H26	Tackboard with Rail for 42" & 54" High Non Pigeon-Hole Hutches	2191	2191	2191
1	D25D22W36H72	Cabinet with Doors, Storage with Adj. Shelves on Right & Wardrobe on Left	4105	4925	3286
1	DBT4822CG	Executive Bridge Top with Full Back Panel	1274	1527	1019
1	DWDM	Freestanding BBF Pedestal	1685	2022	1349
TOTAL			\$27,938	\$32,500	\$23,142

D-08



QTY	CODE	DESCRIPTION	STANDARD	WOOD	LAMINATE
1	DTDPR84304824	Right "D" Shaped Piano Table Desk	4073	4888	3259
1	D96SH42	42" High Storage Hutch with Wood Doors	4616	5537	3692
1	DEKL844824	Left Extended Corner Table with 24" Return Connection	4220	5064	3377
TOTAL			\$12,909	\$15,489	\$10,327

D-09



QTY	CODE	DESCRIPTION	STANDARD	WOOD	LAMINATE
1	DR7230/S	Connecting Rectangular Shaped Table Desk - Special	1746	2093	1396
1	DCR6620H23F/S	Credenza Shell with Full Back Panel 23" High - Special	3949	4741	3160
1	DSPBOX1620/S	Worksurface Spacer with Glass Shelf - Special	589	589	589
1	D17D22W16H72R	Right Storage Cabinet with Adj. Shelves above FF Drawers	3180	3816	2544
1	D17D22W16H72L	Left Storage Cabinet with Adj. Shelves above FF Drawers	3180	3816	2544
1	DC6022MM	Full Storage Credenza with 2 Sets of Storage Cabinets	3545	4255	2836
1	DSF60GSL	Wall Mount Storage with Sliding Glass Doors	2851	3423	2283
1	TSAS60H26	Wall Mount Tackboard with Accessory Rail	1211	1211	1211
TOTAL			\$20,251	\$23,945	\$16,564

DESKS • TECHNICAL INFORMATION

- All Desks are shipped assembled.
- Front locking standard.
- Desks come in Flush and Breakfront Style Modesty Panel configurations.
- Tops, panels on breakfront style units, door and drawer fronts and all exposed shelves are in wood. Chassis are in low pressure laminate.

- Handle must be specified:
 - Black and Brass Handle = Black Lock & Grommet.
 - Silver, Nickel and Tungsten Handle = Tungsten Lock & Grommet.
- To choose All Wood Finish, add suffix "W" to the end of the product code.
- To choose All Laminate Finish, add suffix "P1", "P2" or "P3" to the end of the product code (see page A.10 and A.11).

DESKS • GUIDELINES FOR ORDERING PRODUCT

CODES: The price list uses a numbering system with meaningful alphanumeric characters to create a simple-to-understand product number. This makes specifying the product easy and accurate.

SPECIFICATION EXAMPLE OF A DESK UNIT

PRODUCT CODE:

DMD8442ED
 D = Dufferin Series
 MD = Double Pedestal Bow Top Desk
 8442 = Size: Width x Depth
 ED = Pedestal Configuration: FF on Left & BBF on Right

CHOOSE FINISH OPTION:

Standard Finish:
 Choose Laminate Finish & Veneer Finish

All Wood Finish:
 Choose Veneer Finish

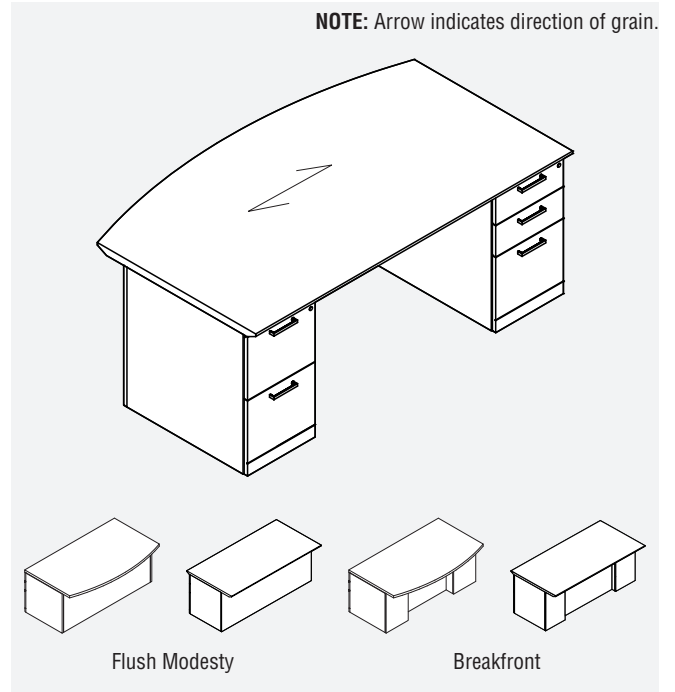
All Laminate Finish:
 Choose Laminate Finish

HANDLE OPTION:
 Choose a handle

Optional Grommet Locations:

- TL - Top Left
- TR - Top Right
- TEL - Top End Left
- TER - Top End Right

For Grommet Location see Page A.13



DMD-ED • Double Pedestal Bow Top Desk with FF on Left & BBF on Right

PRODUCT CODE	Finish options			SIZE (INCHES)			WEIGHT LBS	VOL FT3
	Standard	Wood	Laminate	H	W	D		
DMD8442ED	6180	7416	4944	29	84	42	314	59
DMD7842ED	5735	6882	4588	29	78	42	303	55
DMD7242ED	5295	6354	4236	29	72	42	292	51
DMD6636ED	5136	6163	4109	29	66	36	267	40

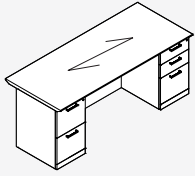
• Full height modesty panel

DMD-DE • Double Pedestal Bow Top Desk with BBF on Left & FF on Right

PRODUCT CODE	Finish options			SIZE (INCHES)			WEIGHT LBS	VOL FT3
	Standard	Wood	Laminate	H	W	D		
DMD8442DE	6180	7416	4944	29	84	42	314	59
DMD7842DE	5735	6882	4588	29	78	42	303	55
DMD7242DE	5295	6354	4236	29	72	42	292	51
DMD6636DE	5136	6163	4109	29	66	36	267	40

Full height modesty panel

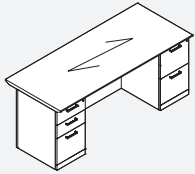
DD-ED • Double Pedestal Desk with FF on Left & BBF on Right



PRODUCT CODE	Finish options			SIZE (INCHES)			WEIGHT LBS	VOL FT3
	Standard	Wood	Laminate	H	W	D		
DD8442ED	5255	6306	4204	29	84	42	326	59
DD7842ED	4879	5855	3903	29	78	42	315	55
DD7236ED	4502	5402	3602	29	72	36	277	44
DD7230ED	4436	5323	3549	29	72	30	263	36
DD6636ED	4436	5323	3549	29	66	36	267	40
DD6630ED	4365	5238	3492	29	66	30	254	33
DD6030ED	4227	5072	3382	29	60	30	245	30

- Full height modesty panel

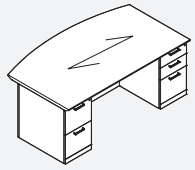
DD-DE • Double Pedestal Desk with BBF on Left & FF on Right



PRODUCT CODE	Finish options			SIZE (INCHES)			WEIGHT LBS	VOL FT3
	Standard	Wood	Laminate	H	W	D		
DD8442DE	5255	6306	4204	29	84	42	326	59
DD7842DE	4879	5855	3903	29	78	42	315	55
DD7236DE	4502	5402	3602	29	72	36	277	44
DD7230DE	4436	5323	3549	29	72	30	263	36
DD6636DE	4436	5323	3549	29	66	36	267	40
DD6630DE	4365	5238	3492	29	66	30	254	33
DD6030DE	4227	5072	3382	29	60	30	245	30

- Full height modesty panel

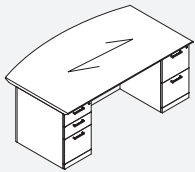
DMiD-ED • Double Pedestal Bow Top Desk, Breakfront Style with FF on Left & BBF on Right



PRODUCT CODE	Finish options			SIZE (INCHES)			WEIGHT LBS	VOL FT3
	Standard	Wood	Laminate	H	W	D		
DMiD8442ED	6795	8154	5436	29	84	42	314	59
DMiD7842ED	6311	7573	5049	29	78	42	303	55
DMiD7242ED	5825	6990	4660	29	72	42	292	51
DMiD6636ED	5647	6776	4518	29	66	36	267	40

- Inset full height modesty panel
- For aluminum framed glass modesty option on breakfront style add "G" to the end of the product code (add \$1405 to the base price)

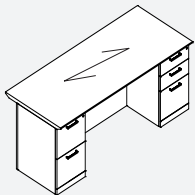
DMiD-DE • Double Pedestal Bow Top Desk, Breakfront Style with BBF on Left & FF on Right



PRODUCT CODE	Finish options			SIZE (INCHES)			WEIGHT LBS	VOL FT3
	Standard	Wood	Laminate	H	W	D		
DMiD8442DE	6795	8154	5436	29	84	42	314	59
DMiD7842DE	6311	7573	5049	29	78	42	303	55
DMiD7242DE	5825	6990	4660	29	72	42	292	51
DMiD6636DE	5647	6776	4518	29	66	36	267	40

- Inset full height modesty panel
- For aluminum framed glass modesty option on breakfront style add "G" to the end of the product code (add \$1405 to the base price)

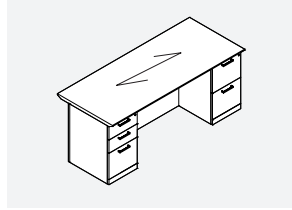
DiD-ED • Double Pedestal Desk, Breakfront Style with FF on Left & BBF on Right



PRODUCT CODE	Finish options			SIZE (INCHES)			WEIGHT LBS	VOL FT3
	Standard	Wood	Laminate	H	W	D		
DiD8442ED	5779	6935	4623	29	84	42	326	59
DiD7842ED	5366	6439	4293	29	78	42	315	55
DiD7236ED	4954	5945	3963	29	72	36	277	44
DiD7230ED	4879	5855	3903	29	72	30	263	36
DiD6636ED	4879	5855	3903	29	66	36	267	40
DiD6630ED	4804	5765	3843	29	66	30	254	33
DiD6030ED	4648	5578	3718	29	60	30	254	30

- Inset full height modesty panel
- For aluminum framed glass modesty option on breakfront style add "G" to the end of the product code (add \$1405 to the base price)

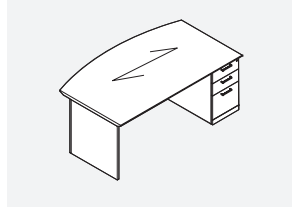
DiD-DE • Double Pedestal Desk, Breakfront Style with BBF on Left & FF on Right



PRODUCT CODE	Finish options			SIZE (INCHES)			WEIGHT LBS	VOL FT3
	Standard	Wood	Laminate	H	W	D		
DID8442DE	5779	6935	4623	29	84	42	326	59
DID7842DE	5366	6439	4293	29	78	42	315	55
DID7236DE	4954	5945	3963	29	72	36	277	44
DID7230DE	4879	5855	3903	29	72	30	263	36
DID6636DE	4879	5855	3903	29	66	36	267	40
DID6630DE	4804	5765	3843	29	66	30	254	33
DID6030DE	4648	5578	3718	29	60	30	245	30

- Inset full height modesty panel
- For aluminum framed glass modesty option on breakfront style add "G" to the end of the product code (add \$1405 to the base price)

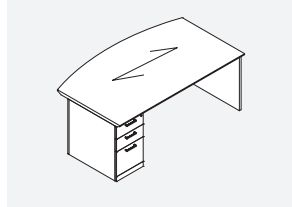
DMSR-D • Single Pedestal Bow Top Desk with BBF on Right



PRODUCT CODE	Finish options			SIZE (INCHES)			WEIGHT LBS	VOL FT3
	Standard	Wood	Laminate	H	W	D		
DMSR8442D	4896	5875	3917	29	84	42	270	59
DMSR7842D	4546	5455	3637	29	78	42	258	55
DMSR7242D	4200	5040	3360	29	72	42	247	51
DMSR6636D	4035	4842	3228	29	66	36	222	40

- Full height modesty panel

DMSL-D • Single Pedestal Bow Top Desk with BBF on Left



PRODUCT CODE	Finish options			SIZE (INCHES)			WEIGHT LBS	VOL FT3
	Standard	Wood	Laminate	H	W	D		
DMSL8442D	4896	5875	3917	29	84	42	270	59
DMSL7842D	4546	5455	3637	29	78	42	258	55
DMSL7242D	4200	5040	3360	29	72	42	247	51
DMSL6636D	4035	4842	3228	29	66	36	222	40

- Full height modesty panel

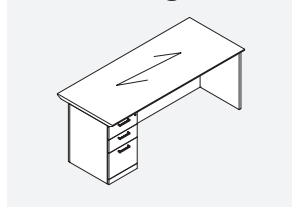
DSR-D • Single Pedestal Desk with BBF on Right



PRODUCT CODE	Finish options			SIZE (INCHES)			WEIGHT LBS	VOL FT3
	Standard	Wood	Laminate	H	W	D		
DSR8442D	4671	5605	3737	29	84	42	280	59
DSR7842D	4340	5208	3472	29	78	42	268	55
DSR7236D	3434	4121	2747	29	72	36	232	44
DSR7230D	3282	3938	2626	29	72	30	218	36
DSR6636D	3282	3938	2626	29	66	36	222	40
DSR6630D	3132	3758	2506	29	66	30	209	33
DSR6030D	2994	3593	2395	29	60	30	200	30

- Full height modesty panel

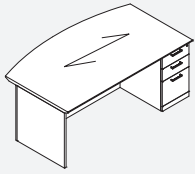
DSL-D • Single Pedestal Desk with BBF on Left



PRODUCT CODE	Finish options			SIZE (INCHES)			WEIGHT LBS	VOL FT3
	Standard	Wood	Laminate	H	W	D		
DSL8442D	4671	5605	3737	29	84	42	280	59
DSL7842D	4340	5208	3472	29	78	42	268	55
DSL7236D	3434	4121	2747	29	72	36	232	44
DSL7230D	3282	3938	2626	29	72	30	218	36
DSL6636D	3282	3938	2626	29	66	36	222	40
DSL6630D	3132	3758	2506	29	66	30	209	33
DSL6030D	2994	3593	2395	29	60	30	200	30

- Full height modesty panel

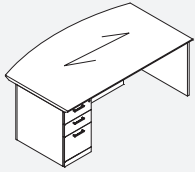
DMiSR-D • Single Pedestal Bow Top Desk, Breakfront Style with BBF on Right



PRODUCT CODE	Finish options			SIZE (INCHES)			WEIGHT LBS	VOL FT3
	Standard	Wood	Laminate	H	W	D		
DMISR8442D	5386	6463	4309	29	84	42	270	59
DMISR7842D	5002	6002	4002	29	78	42	258	55
DMISR7242D	4617	5540	3694	29	72	42	247	51
DMISR6636D	4439	5327	3551	29	66	36	222	40

- Inset full height modesty panel
- For aluminum framed glass modesty option on breakfront style add "G" to the end of the product code (add \$1405 to the base price)

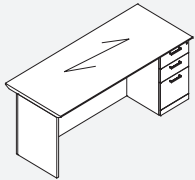
DMiSL-D • Single Pedestal Bow Top Desk, Breakfront Style with BBF on Left



PRODUCT CODE	Finish options			SIZE (INCHES)			WEIGHT LBS	VOL FT3
	Standard	Wood	Laminate	H	W	D		
DMISL8442D	5386	6463	4309	29	84	42	270	59
DMISL7842D	5002	6002	4002	29	78	42	258	55
DMISL7242D	4617	5540	3694	29	72	42	247	51
DMISL6636D	4439	5327	3551	29	66	36	222	40

- Inset full height modesty panel
- For aluminum framed glass modesty option on breakfront style add "G" to the end of the product code (add \$1405 to the base price)

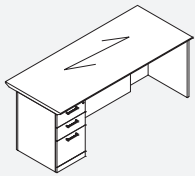
DiSR-D • Single Pedestal Desk, Breakfront Style with BBF on Right



PRODUCT CODE	Finish options			SIZE (INCHES)			WEIGHT LBS	VOL FT3
	Standard	Wood	Laminate	H	W	D		
DISR8442D	5141	6169	4113	29	84	42	280	59
DISR7842D	4770	5724	3816	29	78	42	268	55
DISR7236D	4406	5287	3525	29	72	36	232	44
DISR7230D	3609	4331	2887	29	72	30	218	36
DISR6636D	3609	4331	2887	29	66	36	222	40
DISR6630D	3444	4133	2755	29	66	30	209	33
DISR6030D	3291	3949	2633	29	60	30	200	30

- Inset full height modesty panel
- For aluminum framed glass modesty option on breakfront style add "G" to the end of the product code (add \$1405 to the base price)

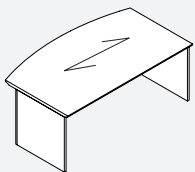
DiSL-D • Single Pedestal Desk, Breakfront Style with BBF on Left



PRODUCT CODE	Finish options			SIZE (INCHES)			WEIGHT LBS	VOL FT3
	Standard	Wood	Laminate	H	W	D		
DISL8442D	5141	6169	4113	29	84	42	280	59
DISL7842D	4770	5724	3816	29	78	42	268	55
DISL7236D	4406	5287	3525	29	72	36	232	44
DISL7230D	3609	4331	2887	29	72	30	218	36
DISL6636D	3609	4331	2887	29	66	36	222	40
DISL6630D	3444	4133	2755	29	66	30	209	33
DISL6030D	3291	3949	2633	29	60	30	200	30

- Inset full height modesty panel
- For aluminum framed glass modesty option on breakfront style add "G" to the end of the product code (add \$1405 to the base price)

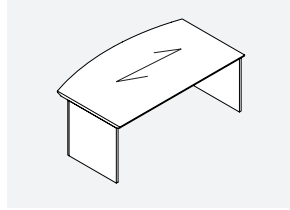
DMiT • Desk Shell with Bow Top, Breakfront Style



PRODUCT CODE	Finish options			SIZE (INCHES)			WEIGHT LBS	VOL FT3
	Standard	Wood	Laminate	H	W	D		
DMIT8442	4412	5294	3530	29	84	42	226	59
DMIT7842	4132	4958	3306	29	78	42	214	55
DMIT7242	3847	4616	3078	29	72	42	203	51
DMIT6636	3689	4427	2951	29	66	36	178	40

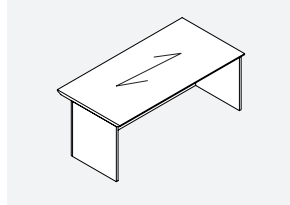
- Inset full height modesty panel
- For aluminum framed glass modesty option on breakfront style add "G" to the end of the product code (add \$1405 to the base price)

DMT • Desk Shell with Bow Top & Recessed Modesty Panel



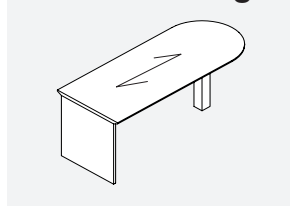
PRODUCT CODE	Finish options			SIZE (INCHES)			WEIGHT LBS	VOL FT3
	Standard	Wood	Laminate	H	W	D		
DMT8442	3960	4752	3168	29	84	42	226	59
DMT7842	3678	4414	2942	29	78	42	214	55
DMT7242	3396	4075	2717	29	72	42	203	51
DMT6636	3237	3884	2590	29	66	36	178	40

DT • Desk Shell with Recessed Modesty Panel



PRODUCT CODE	Finish options			SIZE (INCHES)			WEIGHT LBS	VOL FT3
	Standard	Wood	Laminate	H	W	D		
DT8442	3688	4426	2950	29	84	42	208	54
DT7842	3421	4105	2737	29	78	42	197	52
DT8436	3157	3788	2526	29	84	36	209	51
DT7836	2933	3520	2346	29	78	36	199	47
DT7236	2707	3248	2166	29	72	36	188	44
DT6636	2551	3061	2041	29	66	36	178	40
DT7230	2551	3061	2041	29	72	30	174	36
DT6630	2394	2873	1915	29	66	30	165	33
DT6030	2188	2626	1750	29	60	30	156	30

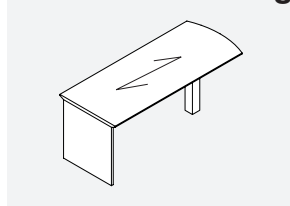
DDD • Connecting “D” Shaped Table Desk



PRODUCT CODE	Finish options			SIZE (INCHES)			WEIGHT LBS	VOL FT3
	Standard	Wood	Laminate	H	W	D		
DDD8436	3535	4242	2828	29	84	36	182	51
DDD7236	3026	3631	2421	29	72	36	162	44
DDD7230	2853	3424	2282	29	72	30	144	36
DDD6636	2853	3424	2282	29	66	36	152	40
DDD6030	2813	3376	2250	29	60	30	127	30

- Full height end panel
- Please specify: Black or Tungsten for SMS4 (square metal leg).

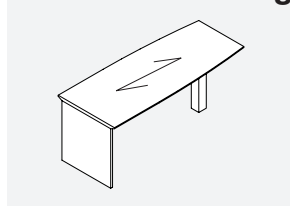
DDDDBE • Connecting Bow End Table Desk



PRODUCT CODE	Finish options			SIZE (INCHES)			WEIGHT LBS	VOL FT3
	Standard	Wood	Laminate	H	W	D		
DDDDBE8436	3535	4242	2828	29	84	36	182	51
DDDDBE7236	3026	3631	2421	29	72	36	162	44
DDDDBE7230	2853	3424	2282	29	72	30	144	36
DDDDBE6636	2853	3424	2282	29	66	36	152	40
DDDDBE6030	2813	3376	2250	29	60	30	127	30

- Full height end panel
- Please specify: Black or Tungsten for SMS4 (square metal leg).

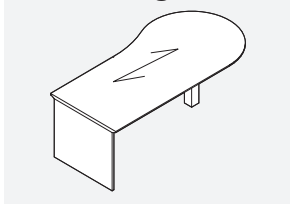
DDDDBS • Connecting Boat Shaped Table Desk



PRODUCT CODE	Finish options			SIZE (INCHES)			WEIGHT LBS	VOL FT3
	Standard	Wood	Laminate	H	W	D		
DDDDBS8442	4179	5015	3343	29	84	42	202	59
DDDDBS8436	3535	4242	2828	29	84	36	182	51
DDDDBS7236	3026	3631	2421	29	72	36	162	44
DDDDBS7230	2813	3376	2250	29	72	30	144	36
DDDDBS6636	2813	3376	2250	29	66	36	152	40
DDDDBS6030	2703	3244	2162	29	60	30	127	30

- Full height end panel
- Please specify: Black or Tungsten for SMS4 (square metal leg).

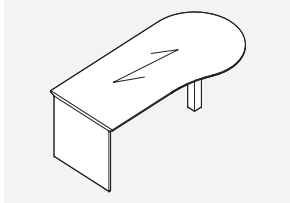
DTPR • Right Connecting “P” Shaped Table Desk



PRODUCT CODE	Finish options			SIZE (INCHES)			WEIGHT	VOL
	Standard	Wood	Laminate	H	W	D	LBS	FT3
DTPR9642	4412	5294	3530	29	96	42	220	68
DTPR8442	3859	4631	3087	29	84	42	198	59
DTPR7242	3521	4225	2817	29	72	42	171	51

- Full height end panel
- Please specify: Black or Tungsten for SMS4 (square metal leg).

DTPL • Left Connecting “P” Shaped Table Desk



PRODUCT CODE	Finish options			SIZE (INCHES)			WEIGHT	VOL
	Standard	Wood	Laminate	H	W	D	LBS	FT3
DTPL9642	4412	5294	3530	29	96	42	220	68
DTPL8442	3859	4631	3087	29	84	42	198	59
DTPL7242	3521	4225	2817	29	72	42	171	51

- Full height end panel
- Please specify: Black or Tungsten for SMS4 (square metal leg).

RETURNS • TECHNICAL INFORMATION

- All Returns are shipped assembled.
- Front locking standard.
- All Returns have Cross Grain veneer pattern.
- To remove Cross Grain veneer pattern on Top, delete suffix “CG” from the product Number Code. (Available at no upcharge)
- Tops and drawer fronts are in wood. Chassis are in low pressure laminate.
- Handle must be specified:
 - Black and Brass Handle = Black Lock & Grommet.
 - Silver, Nickel and Tungsten Handle = Tungsten Lock & Grommet.
- To choose All Wood Finish, add suffix “W” to the end of the product code.
- To choose All Laminate Finish, add suffix “P1”, “P2” or “P3” to the end of the product code (see page A.10 and A.11).

DESKS • GUIDELINES FOR ORDERING PRODUCT

CODES: The price list uses a numbering system with meaningful alphanumeric characters to create a simple-to-understand product number. This makes specifying the product easy and accurate.

SPECIFICATION EXAMPLE OF A DESK UNIT

PRODUCT CODE:

DERR7224ECG
 D = Dufferin Series
 ERR = Executive Return Right
 7224 = Size: Width x Depth
 E = Pedestal Configuration: FF Pedestal
 CG = Cross Grain

CHOOSE FINISH OPTION:

Standard Finish:
 Choose Laminate Finish & Veneer Finish

All Wood Finish:

Choose Veneer Finish

All Laminate Finish:

Choose Laminate Finish

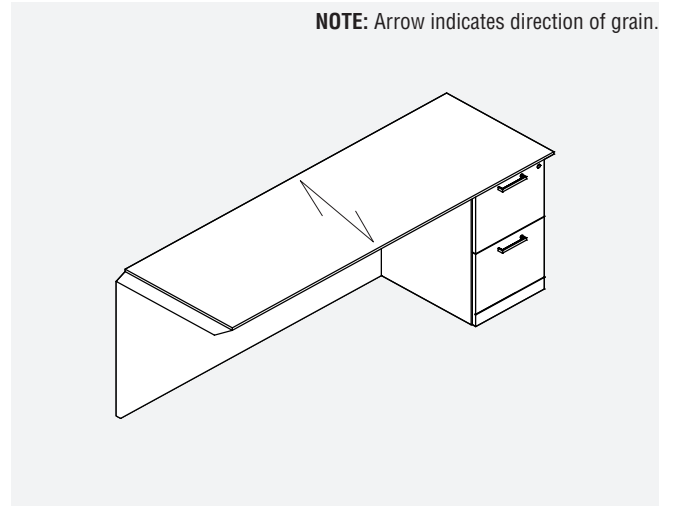
HANDLE OPTION:

Choose a handle

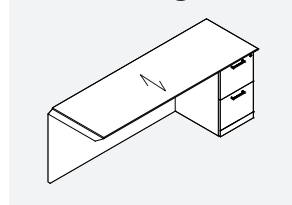
Optional Grommet Locations:

- TL - Top Left
- TR - Top Right
- TC - Top Center
- TEL - Top End Left
- TER - Top End Right

For Grommet Location see Page A.13



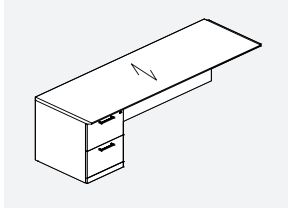
DERR-E • Right Executive Return with FF Pedestal on Right



PRODUCT CODE	FINISH OPTIONS			SIZE (INCHES)			WEIGHT LBS	VOL FT3
	STANDARD	WOOD	LAMINATE	H	W	D		
DERR7224ECG	3398	4078	2718	29	72	24	175	29
DERR6624ECG	3275	3930	2620	29	66	24	167	27
DERR6024ECG	2976	3571	2381	29	60	24	159	24
DERR5424ECG	2868	3442	2294	29	54	24	151	22
DERR4824ECG	2550	3060	2040	29	48	24	144	19
DERR4224ECG	2453	2944	1962	29	42	24	136	17

- Full height flush back panel

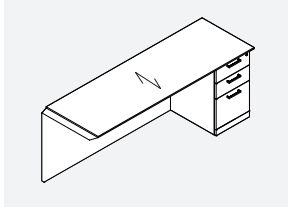
DERL-E • Left Executive Return with FF Pedestal on Right



PRODUCT CODE	FINISH OPTIONS			SIZE (INCHES)			WEIGHT LBS	VOL FT3
	STANDARD	WOOD	LAMINATE	H	W	D		
DERL7224ECG	3398	4078	2718	29	72	24	175	29
DERL6624ECG	3275	3930	2620	29	66	24	167	27
DERL6024ECG	2976	3571	2381	29	60	24	159	24
DERL5424ECG	2868	3442	2294	29	54	24	151	22
DERL4824ECG	2550	3060	2040	29	48	24	144	19
DERL4224ECG	2453	2944	1962	29	42	24	136	17

• Full height flush back panel

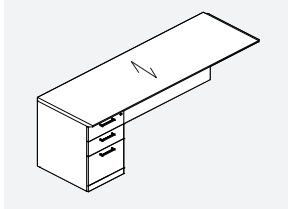
DERR-D • Right Executive Return with BBF Pedestal on Right



PRODUCT CODE	FINISH OPTIONS			SIZE (INCHES)			WEIGHT LBS	VOL FT3
	STANDARD	WOOD	LAMINATE	H	W	D		
DERR7224DCG	3398	4078	2718	29	72	24	174	29
DERR6624DCG	3275	3930	2620	29	66	24	166	27
DERR6024DCG	2976	3571	2381	29	60	24	158	24
DERR5424DCG	2868	3442	2294	29	54	24	151	22
DERR4824DCG	2550	3060	2040	29	48	24	143	19
DERR4224DCG	2453	2944	1962	29	42	24	135	17

• Full height flush back panel

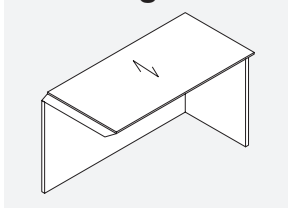
DERL-D • Left Executive Return with BBF Pedestal on Left



PRODUCT CODE	FINISH OPTIONS			SIZE (INCHES)			WEIGHT LBS	VOL FT3
	STANDARD	WOOD	LAMINATE	H	W	D		
DERL7224DCG	3398	4078	2718	29	72	24	174	29
DERL6624DCG	3275	3930	2620	29	66	24	166	27
DERL6024DCG	2976	3571	2381	29	60	24	158	24
DERL5424DCG	2868	3442	2294	29	54	24	151	22
DERL4824DCG	2550	3060	2040	29	48	24	143	19
DERL4224DCG	2453	2944	1962	29	42	24	135	17

• Full height flush back panel

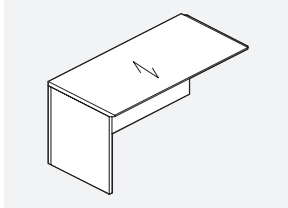
DERR • Right Executive Return



PRODUCT CODE	FINISH OPTIONS			SIZE (INCHES)			WEIGHT LBS	VOL FT3
	STANDARD	WOOD	LAMINATE	H	W	D		
DERR7224CG	2006	2407	1605	29	72	24	133	29
DERR6624CG	1839	2207	1471	29	66	24	125	27
DERR6024CG	1673	2008	1338	29	60	24	117	24
DERR5424CG	1504	1805	1203	29	54	24	110	22
DERR4824CG	1337	1604	1070	29	48	24	102	19
DERR4224CG	1170	1404	936	29	42	24	94	17

• Full height flush back panel

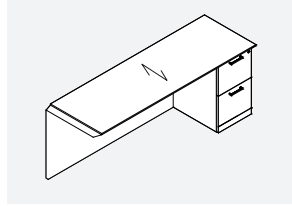
DERL • Left Executive Return



PRODUCT CODE	FINISH OPTIONS			SIZE (INCHES)			WEIGHT LBS	VOL FT3
	STANDARD	WOOD	LAMINATE	H	W	D		
DERL7224CG	2006	2407	1605	29	72	24	133	29
DERL6624CG	1839	2207	1471	29	66	24	125	27
DERL6024CG	1673	2008	1338	29	60	24	117	24
DERL5424CG	1504	1805	1203	29	54	24	110	22
DERL4824CG	1337	1604	1070	29	48	24	102	19
DERL4224CG	1170	1404	936	29	42	24	94	17

• Full height flush back panel

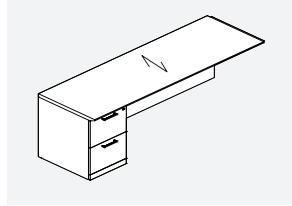
DERR-E • Right Executive Return with FF Pedestal on Right



PRODUCT CODE	FINISH OPTIONS			SIZE (INCHES)			WEIGHT LBS	VOL FT3
	STANDARD	WOOD	LAMINATE	H	W	D		
DERR7222ECG	3234	3881	2587	29	72	22	167	27
DERR6622ECG	3115	3738	2492	29	66	22	160	24
DERR6022ECG	2834	3401	2267	29	60	22	153	22
DERR5422ECG	2730	3276	2184	29	54	22	145	20
DERR4822ECG	2428	2914	1942	29	48	22	138	18
DERR4222ECG	2336	2803	1869	29	42	22	131	16

• Full height flush back panel

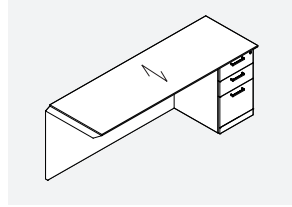
DERL-E • Left Executive Return with FF Pedestal on Left



PRODUCT CODE	FINISH OPTIONS			SIZE (INCHES)			WEIGHT LBS	VOL FT3
	STANDARD	WOOD	LAMINATE	H	W	D		
DERL7222ECG	3234	3881	2587	29	72	22	167	27
DERL6622ECG	3115	3738	2492	29	66	22	160	24
DERL6022ECG	2834	3401	2267	29	60	22	153	22
DERL5422ECG	2730	3276	2184	29	54	22	145	20
DERL4822ECG	2428	2914	1942	29	48	22	138	18
DERL4222ECG	2336	2803	1869	29	42	22	131	16

• Full height flush back panel

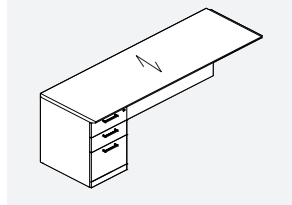
DERR-D • Right Executive Return with BBF Pedestal on Right



PRODUCT CODE	FINISH OPTIONS			SIZE (INCHES)			WEIGHT LBS	VOL FT3
	STANDARD	WOOD	LAMINATE	H	W	D		
DERR7222DCG	3234	3881	2587	29	72	22	167	27
DERR6622DCG	3115	3738	2492	29	66	22	159	24
DERR6022DCG	2834	3401	2267	29	60	22	152	22
DERR5422DCG	2730	3276	2184	29	54	22	145	20
DERR4822DCG	2428	2914	1942	29	48	22	137	18
DERR4222DCG	2336	2803	1869	29	42	22	130	16

• Full height flush back panel

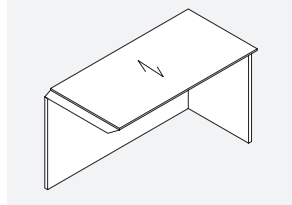
DERL-D • Left Executive Return with BBF Pedestal on Left



PRODUCT CODE	FINISH OPTIONS			SIZE (INCHES)			WEIGHT LBS	VOL FT3
	STANDARD	WOOD	LAMINATE	H	W	D		
DERL7222DCG	3234	3881	2587	29	72	22	167	27
DERL6622DCG	3115	3738	2492	29	66	22	159	24
DERL6022DCG	2834	3401	2267	29	60	22	152	22
DERL5422DCG	2730	3276	2184	29	54	22	145	20
DERL4822DCG	2428	2914	1942	29	48	22	137	18
DERL4222DCG	2336	2803	1869	29	42	22	130	16

• Full height flush back panel

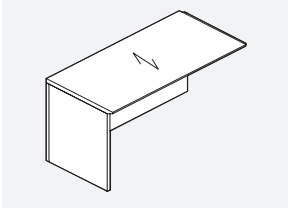
DERR • Right Executive Return



PRODUCT CODE	FINISH OPTIONS			SIZE (INCHES)			WEIGHT LBS	VOL FT3
	STANDARD	WOOD	LAMINATE	H	W	D		
DERR7222CG	1911	2293	1529	29	72	22	127	27
DERR6622CG	1751	2101	1401	29	66	22	119	24
DERR6022CG	1592	1910	1274	29	60	22	112	22
DERR5422CG	1431	1717	1145	29	54	22	104	20
DERR4822CG	1274	1529	1019	29	48	22	97	18
DERR4222CG	1115	1338	892	29	42	22	90	16

• Full height flush back panel

DERL • Left Executive Return



PRODUCT CODE	FINISH OPTIONS			SIZE (INCHES)			WEIGHT	VOL
	STANDARD	WOOD	LAMINATE	H	W	D	LBS	FT3
DERL7222CG	1911	2293	1529	29	72	22	127	27
DERL6622CG	1751	2101	1401	29	66	22	119	24
DERL6022CG	1592	1910	1274	29	60	22	112	22
DERL5422CG	1431	1717	1145	29	54	22	104	20
DERL4822CG	1274	1529	1019	29	48	22	97	18
DERL4222CG	1115	1338	892	29	42	22	90	16

- Full height flush back panel

PIANO DESKS • TECHNICAL INFORMATION

- All Desks are shipped assembled.
- Units include installed horizontal wire management.
- Unit is handed by Post Leg.
- Not for use with Regular Corner Units.
- All Standard Piano Desks have Tops in wood, Chassis are in low pressure laminate.
- To choose All Wood Finish, add suffix "W" to the end of the product code.
- To choose All Laminate Finish, add suffix "P1", "P2" or "P3" to the end of the product code (see page A.10 and A.11).

PIANO DESKS • GUIDELINES FOR ORDERING PRODUCT

CODES: The price list uses a numbering system with meaningful alphanumeric characters to create a simple-to-understand product number. This makes specifying the product easy and accurate.

SPECIFICATION EXAMPLE OF A PIANO DESK UNIT

PRODUCT CODE:

DTDPR72304824
 D = Dufferin Series
 TDP = Piano "D" Shaped Table Desk
 R = Right Configuration
 7230 = Size of Worksurface: Width x Depth
 4824 = Size of End x Depth of Return Connection

CHOOSE FINISH OPTION:

Standard Finish:
 Choose Laminate Finish & Veneer Finish

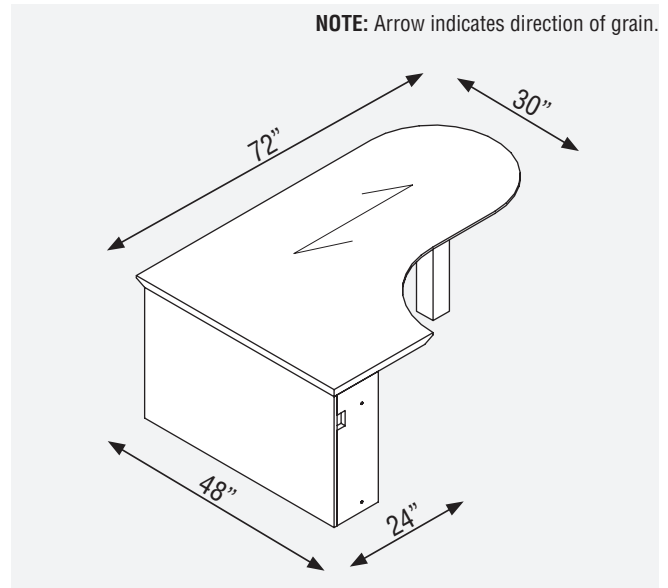
All Wood Finish:
 Choose Veneer Finish

All Laminate Finish:
 Choose Laminate Finish

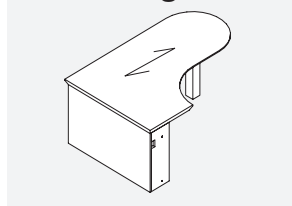
HANDLE OPTION:
 Choose a handle

Optional Grommet Locations:
 TE - Top End

For Grommet Location see Page A.13



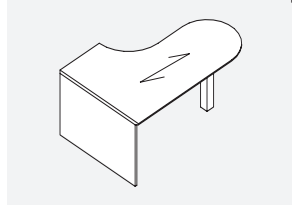
DTDPR • Right "D" Shaped Piano Table Desk



PRODUCT CODE	FINISH OPTIONS			SIZE (INCHES)			WEIGHT LBS	VOL FT3
	STANDARD	WOOD	LAMINATE	H	W	D		
DTDPR96304824	4579	5495	3663	29	96	48	217	77
DTDPR84304824	4073	4888	3258	29	84	48	198	68
DTDPR72304824	3571	4285	2857	29	72	48	178	58

- Square metal leg and full end panel, 30" deep work surface and 24" return connection

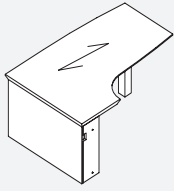
DTDPL • Left "D" Shaped Piano Table Desk



PRODUCT CODE	FINISH OPTIONS			SIZE (INCHES)			WEIGHT LBS	VOL FT3
	STANDARD	WOOD	LAMINATE	H	W	D		
DTDPL96304824	4579	5495	3663	29	96	48	217	77
DTDPL84304824	4073	4888	3258	29	84	48	198	68
DTDPL72304824	3571	4285	2857	29	72	48	178	58

- Square metal leg and full end panel, 30" deep work surface and 24" return connection

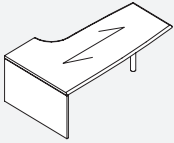
DTBPR • Right Boat Shaped Piano Table Desk



PRODUCT CODE	FINISH OPTIONS			SIZE (INCHES)			WEIGHT LBS	VOL FT3
	STANDARD	WOOD	LAMINATE	H	W	D		
DTBPR96364824	5155	6186	4124	29	96	48	217	87
DTBPR84364824	4582	5498	3666	29	84	48	198	76
DTBPR72364824	4015	4818	3212	29	72	48	178	65

• Square metal leg and full end panel, a 36" to 30" deep work surface and 24" return connection

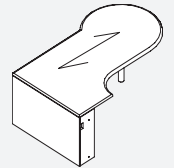
DTBPL • Left Boat Shaped Piano Table Desk



PRODUCT CODE	FINISH OPTIONS			SIZE (INCHES)			WEIGHT LBS	VOL FT3
	STANDARD	WOOD	LAMINATE	H	W	D		
DTBPL96364824	5155	6186	4124	29	96	48	217	87
DTBPL84364824	4582	5498	3666	29	84	48	198	76
DTBPL72364824	4015	4818	3212	29	72	48	178	65

• Square metal leg and full end panel, a 36" to 30" deep work surface and 24" return connection

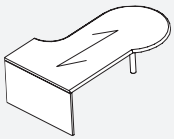
DTPPR • Right "P" Shaped Piano Table Desk



PRODUCT CODE	FINISH OPTIONS			SIZE (INCHES)			WEIGHT LBS	VOL FT3
	STANDARD	WOOD	LAMINATE	H	W	D		
DTPPR96424824	5226	6271	4181	29	96	54	241	97
DTPPR84424824	4673	5608	3738	29	84	54	219	85
DTPPR72424824	4334	5201	3467	29	72	54	197	73

• Square metal leg and full end panel, a 42" to 30" work surface and 24" return connection

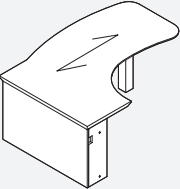
DTPPL • Left "P" Shaped Piano Table Desk



PRODUCT CODE	FINISH OPTIONS			SIZE (INCHES)			WEIGHT LBS	VOL FT3
	STANDARD	WOOD	LAMINATE	H	W	D		
DTPPL96424824	5226	6271	4181	29	96	54	241	97
DTPPL84424824	4673	5608	3738	29	84	54	219	85
DTPPL72424824	4334	5201	3467	29	72	54	197	73

• Square metal leg and full end panel, a 42" to 30" work surface and 24" return connection

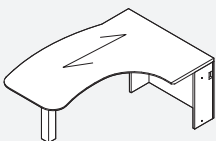
DBTHPR • Right Delta Shaped Piano Table Desk



PRODUCT CODE	FINISH OPTIONS			SIZE (INCHES)			WEIGHT LBS	VOL FT3
	STANDARD	WOOD	LAMINATE	H	W	D		
DBTHPR96304824	5155	6186	4124	29	96	54	241	87
DBTHPR84304824	4580	5496	3664	29	84	54	219	76
DBTHPR72304824	4226	5071	3381	29	72	54	197	65

• Square metal leg and full end panel, 24" return connection

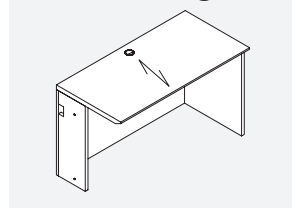
DBTHPL • Left Delta Shaped Piano Table Desk



PRODUCT CODE	FINISH OPTIONS			SIZE (INCHES)			WEIGHT LBS	VOL FT3
	STANDARD	WOOD	LAMINATE	H	W	D		
DBTHPL96304824	5155	6186	4124	29	96	54	241	87
DBTHPL84304824	4580	5496	3664	29	84	54	219	76
DBTHPL72304824	4226	5071	3381	29	72	54	197	65

• Square metal leg and full end panel, 24" return connection

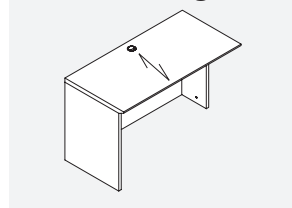
DVER • Linking Return Right



PRODUCT CODE	FINISH OPTIONS			SIZE (INCHES)			WEIGHT LBS	VOL FT ³
	STANDARD	WOOD	LAMINATE	H	W	D		
DVER9624CG	3024	3629	2419	29	96	24	171	39
DVER9024CG	2835	3402	2268	29	90	24	163	36
DVER8424CG	2646	3175	2117	29	84	24	156	34
DVER7824CG	2457	2948	1966	29	78	24	148	31
DVER7224CG	2270	2724	1816	29	72	24	140	29
DVER6624CG	2129	2555	1703	29	66	24	132	27
DVER6024CG	1990	2388	1592	29	60	24	125	24
DVER5424CG	1879	2255	1503	29	54	24	117	22
DVER4824CG	1764	2117	1411	29	48	24	109	19
DVER4224CG	1488	1786	1190	29	42	24	101	17
DVER3624CG	1434	1721	1147	29	36	24	94	15
DVER3024CG	1426	1711	1141	29	30	24	86	12
DVER2424CG	1184	1421	947	29	24	24	78	10

- Used in conjunction with extended piano corner units or piano shaped desks

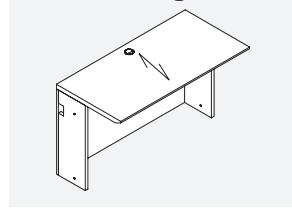
DVEL • Linking Return Left



PRODUCT CODE	FINISH OPTIONS			SIZE (INCHES)			WEIGHT LBS	VOL FT ³
	STANDARD	WOOD	LAMINATE	H	W	D		
DVEL9624CG	3024	3629	2419	29	96	24	171	39
DVEL9024CG	2835	3402	2268	29	90	24	163	36
DVEL8424CG	2646	3175	2117	29	84	24	156	34
DVEL7824CG	2457	2948	1966	29	78	24	148	31
DVEL7224CG	2270	2724	1816	29	72	24	140	29
DVEL6624CG	2129	2555	1703	29	66	24	132	27
DVEL6024CG	1990	2388	1592	29	60	24	125	24
DVEL5424CG	1879	2255	1503	29	54	24	117	22
DVEL4824CG	1764	2117	1411	29	48	24	109	19
DVEL4224CG	1488	1786	1190	29	42	24	101	17
DVEL3624CG	1434	1721	1147	29	36	24	94	15
DVEL3024CG	1426	1711	1141	29	30	24	86	12
DVEL2424CG	1184	1421	947	29	24	24	78	10

- Used in conjunction with extended piano corner units or piano shaped desks

DBTN • Bridge for Extended Piano Corner Unit or Piano Shaped Desk



PRODUCT CODE	FINISH OPTIONS			SIZE (INCHES)			WEIGHT LBS	VOL FT ³
	STANDARD	WOOD	LAMINATE	H	W	D		
DBTN4824CG	1712	2054	1370	29	48	24	99	19
DBTN4224CG	1434	1721	1147	29	42	24	91	17
DBTN3624CG	1378	1654	1102	29	36	24	83	15
DBTN3024CG	1354	1625	1083	29	30	24	76	12
DBTN2424CG	1136	1363	909	29	24	24	68	10
DBTN1824CG	853	1024	682	29	18	24	60	8
DBTN1224CG	571	685	457	29	12	24	52	5

- With full back panel and recessed end panels

BRIDGES • TECHNICAL INFORMATION

- All Bridges are shipped knockdown.
- Not for use with Corner Units.
- To remove Cross Grain veneer pattern on Top, delete suffix "CG" from the product Number Code. (Available at no upcharge)
- All Bridges have Tops in wood, Chassis are in low pressure laminate.
- GM1 TC location is standard.
- To choose All Wood Finish, add suffix "W" to the end of the product code.
- To choose All Laminate Finish, add suffix "P1", "P2" or "P3" to the end of the product code (see page A.10 and A.11).

BRIDGES • GUIDELINES FOR ORDERING PRODUCT

CODES: The price list uses a numbering system with meaningful alphanumeric characters to create a simple-to-understand product number. This makes specifying the product easy and accurate.

SPECIFICATION EXAMPLE OF A BRIDGE UNIT

PRODUCT CODE:

DBT6024CG

D = Dufferin Series

BT = Bridge Top

6024 = Size: Width x Depth

CG = Cross Grain

CHOOSE FINISH OPTION:

Standard Finish:

Choose Laminate Finish & Veneer Finish

All Wood Finish:

Choose Veneer Finish

All Laminate Finish:

Choose Laminate Finish

Optional Grommet Locations (Additional):

TL - Top Left

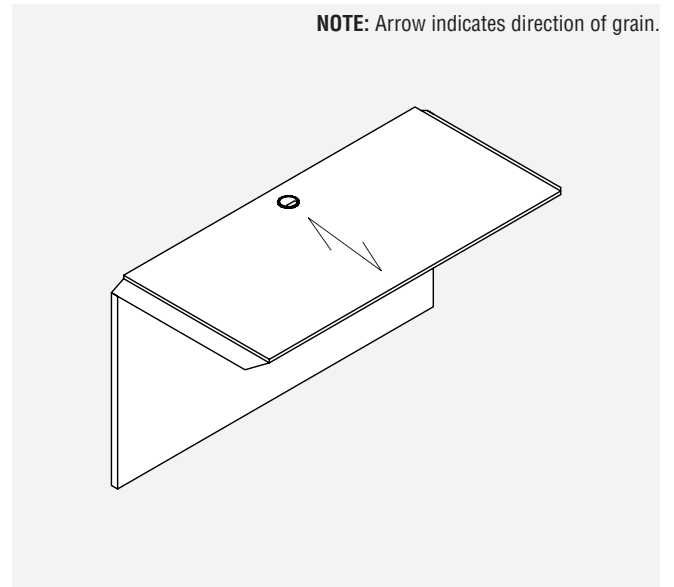
TR - Top Right

TC - Top Center

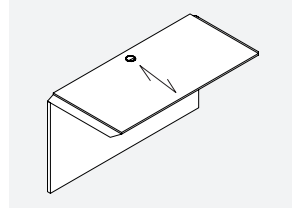
TEL - Top End Left

TER - Top End Right

For Grommet Location see Page A.13

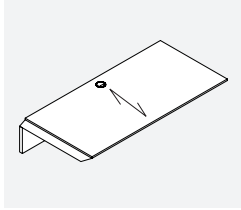


DBT • Executive Bridge Top with Full Back Panel



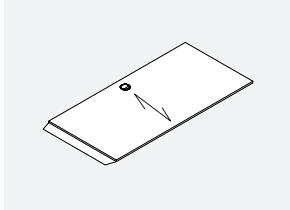
PRODUCT CODE	Finish options			SIZE (INCHES)			WEIGHT LBS	VOL FT3
	Standard	Wood	Laminate	H	W	D		
DBT6024CG	1773	2128	1418	29	60	24	115	10
DBT5424CG	1595	1914	1276	29	54	24	105	9
DBT4824CG	1419	1703	1135	29	48	24	96	8
DBT4224CG	1242	1490	994	29	42	24	87	7
DBT6022CG	1592	1910	1274	29	60	22	111	9
DBT5422CG	1434	1721	1147	29	54	22	102	8
DBT4822CG	1274	1529	1019	29	48	22	93	7
DBT4222CG	1118	1342	894	29	42	22	84	6
DBT6020CG	1453	1744	1162	29	60	20	107	8
DBT5420CG	1305	1566	1044	29	54	20	98	8
DBT4820CG	1162	1394	930	29	48	20	90	7
DBT4220CG	996	1195	797	29	42	20	81	6

DBT-Q8 • Executive Bridge Top with 8" Back Panel



PRODUCT CODE	Finish options			SIZE (INCHES)			WEIGHT LBS	VOL FT3
	Standard	Wood	Laminate	H	W	D		
DBT6024Q8CG	1592	1910	1274	9	60	24	84	10
DBT5424Q8CG	1437	1724	1150	9	54	24	78	9
DBT4824Q8CG	1275	1530	1020	9	48	24	72	8
DBT4224Q8CG	1118	1342	894	9	42	24	66	7
DBT6022Q8CG	1434	1721	1147	9	60	22	80	9
DBT5422Q8CG	1291	1549	1033	9	54	22	74	8
DBT4822Q8CG	1145	1374	916	9	48	22	68	7
DBT4222Q8CG	1004	1205	803	9	42	22	63	6
DBT6020Q8CG	1305	1566	1044	9	60	20	76	8
DBT5420Q8CG	1177	1412	942	9	54	20	71	8
DBT4820Q8CG	1046	1255	837	9	48	20	65	7
DBT4220Q8CG	893	1072	714	9	42	20	60	6

DBT-T • Executive Bridge Top



PRODUCT CODE	Finish options			SIZE (INCHES)			WEIGHT LBS	VOL FT3
	Standard	Wood	Laminate	H	W	D		
DBT5424TCG	957	1148	766	1	54	24	66	9
DBT4824TCG	851	1021	681	1	48	24	61	8
DBT4224TCG	744	893	595	1	42	24	56	7
DBT5422TCG	860	1032	688	1	54	22	62	8
DBT4822TCG	767	920	614	1	48	22	57	7
DBT4222TCG	671	805	537	1	42	22	53	6
DBT5420TCG	785	942	628	1	54	20	58	8
DBT4820TCG	697	836	558	1	48	20	54	7
DBT4220TCG	600	720	480	1	42	20	50	6

CREDENZAS • TECHNICAL INFORMATION

- All Credenzas are shipped assembled.
- All Storage Cabinets include one adjustable shelf per set of doors.
- “F” and “G” depict 36” and “M” and “N” depict 30”.
- “F” and “N” indicate lateral file drawers and “G” and “M” indicate storage cabinets with doors.
- Credenza Shells accept Modular Storage. Use Modular Storage for top support allowing no more than 72” unsupported.
- Credenza Shells with a width of 96” and more will have a 12” middle support gable.

- Credenza Shells can not be completely filled with Modular Storage. If a Full Credenza is required, see appropriate pages in this section.
- Tops, door and drawer fronts are in wood. Chassis are in low pressure laminate.
- Handle must be specified:
 - Black and Brass Handle = Black Lock & Grommet.
 - Silver, Nickel and Tungsten Handle = Tungsten Lock & Grommet.
- To choose All Wood Finish, add suffix “W” to the end of the product code.
- To choose All Laminate Finish, add suffix “P1”, “P2” or “P3” to the end of the product code (see page A.10 and A.11).

CREDENZAS • GUIDELINES FOR ORDERING PRODUCT

CODES: The price list uses a numbering system with meaningful alphanumeric characters to create a simple-to-understand product number. This makes specifying the product easy and accurate.

SPECIFICATION EXAMPLE OF A CREDEZA UNIT

PRODUCT CODE:

DC7222FG
 D = Dufferin Series
 C = Full Storage Credenza
 7222 = Size: Width x Depth

F = 36” Lateral File Drawer
 G = 36” Storage Cabinet w/doors

CHOOSE FINISH OPTION:

Standard Finish:
 Choose Laminate Finish & Veneer Finish

All Wood Finish:
 Choose Veneer Finish

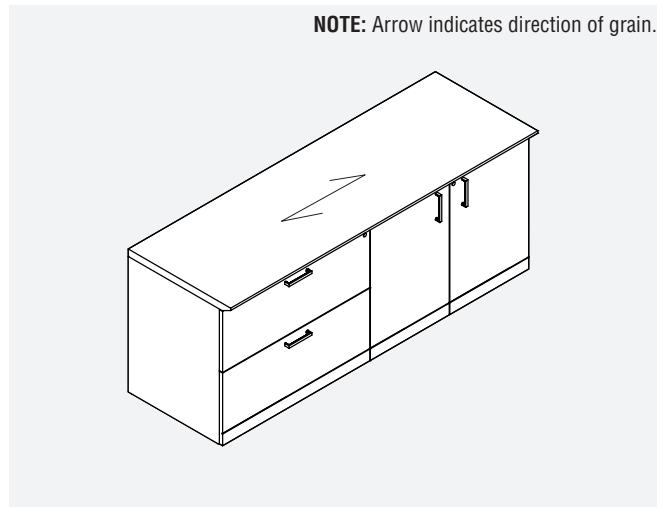
All Laminate Finish:
 Choose Laminate Finish

HANDLE OPTION:
 Choose a handle

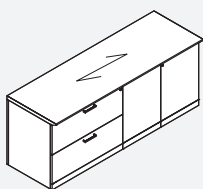
Optional Grommet Locations:

- TL - Top Left
- TR - Top Right
- TC - Top Center
- BL - Back Left
- BR - Back Right
- BC - Back Center

For Grommet Location see Page A.13

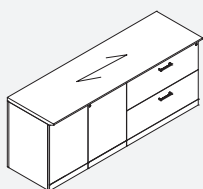


DC-XX • Full Storage Credenza with Lat. File on Left & Storage Cabinet on Right



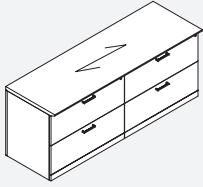
PRODUCT CODE	FINISH OPTIONS			SIZE (INCHES)			WEIGHT LBS	VOL FT3
	STANDARD	WOOD	LAMINATE	H	W	D		
DC7224FG	4445	5334	3556	29	72	24	261	29
DC6024NM	3705	4446	2964	29	60	24	232	24
DC7222FG	4077	4892	3262	29	72	22	249	27
DC6022NM	3397	4076	2718	29	60	22	222	22

DC-XX • Full Storage Credenza with Lat. File on Right & Storage Cabinet on Left



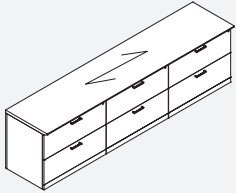
PRODUCT CODE	FINISH OPTIONS			SIZE (INCHES)			WEIGHT LBS	VOL FT3
	STANDARD	WOOD	LAMINATE	H	W	D		
DC7224GF	4445	5334	3556	29	72	24	261	29
DC6024MN	3705	4446	2964	29	60	24	232	24
DC7222GF	4077	4892	3262	29	72	22	249	27
DC6022MN	3397	4076	2718	29	60	22	222	22

DC-XX • Full Storage Credenza with 2 Sets of 36" or 30" Lat. Files



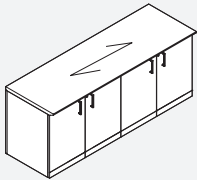
PRODUCT CODE	FINISH OPTIONS			SIZE (INCHES)			WEIGHT LBS	VOL FT3
	STANDARD	WOOD	LAMINATE	H	W	D		
DC7224FF	5685	6822	4548	29	72	24	278	29
DC6024NN	5194	6233	4155	29	60	24	252	24
DC7222FF	5212	6254	4170	29	72	22	268	27
DC6022NN	4778	5734	3822	29	60	22	243	22

DC-XXX • Full Storage Credenza with 3 Sets of 36" or 30" Lat. Files



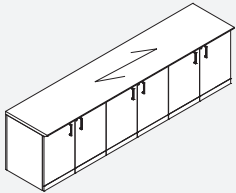
PRODUCT CODE	FINISH OPTIONS			SIZE (INCHES)			WEIGHT LBS	VOL FT3
	STANDARD	WOOD	LAMINATE	H	W	D		
DC10824FFF	9999	11999	7999	29	108	24	400	44
DC9024NNN	8336	10003	6669	29	90	24	361	36
DC10822FFF	9166	10999	7333	29	108	22	385	40
DC9022NNN	7643	9172	6114	29	90	22	348	33

DC-XX • Full Storage Credenza with 2 Sets of Storage Cabinets



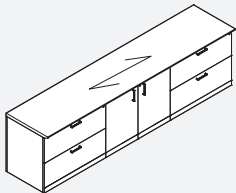
PRODUCT CODE	FINISH OPTIONS			SIZE (INCHES)			WEIGHT LBS	VOL FT3
	STANDARD	WOOD	LAMINATE	H	W	D		
DC7224GG	4217	5060	3374	29	72	24	243	29
DC6024MM	3868	4642	3094	29	60	24	212	24
DC7222GG	3867	4640	3094	29	72	22	231	27
DC6022MM	3546	4255	2837	29	60	22	201	22

DC-XXX • Full Storage Credenza with 3 Sets of Storage Cabinets



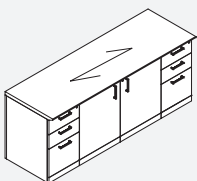
PRODUCT CODE	FINISH OPTIONS			SIZE (INCHES)			WEIGHT LBS	VOL FT3
	STANDARD	WOOD	LAMINATE	H	W	D		
DC10824GGG	7974	9569	6379	29	108	24	348	44
DC9024MMM	6647	7976	5318	29	90	24	301	36
DC10822GGG	7308	8770	5846	29	108	22	330	40
DC9022MMM	6092	7310	4874	29	90	22	285	33

DC-XXX • Full Storage Credenza with Lat. File, Storage Cabinet & Lat. File



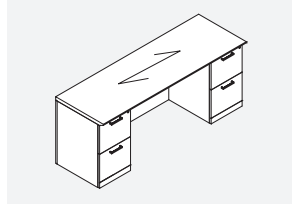
PRODUCT CODE	FINISH OPTIONS			SIZE (INCHES)			WEIGHT LBS	VOL FT3
	STANDARD	WOOD	LAMINATE	H	W	D		
DC10824FGF	9327	11192	7462	29	108	24	383	44
DC9024NMN	7769	9323	6215	29	90	24	341	36
DC10822FGF	8548	10258	6838	29	108	22	367	40
DC9022NMN	7125	8550	5700	29	90	22	327	33

DCD-D • Full Storage Credenza with BBF, Storage Cabinet & BBF



PRODUCT CODE	FINISH OPTIONS			SIZE (INCHES)			WEIGHT LBS	VOL FT3
	STANDARD	WOOD	LAMINATE	H	W	D		
DC7224DGD	5212	6254	4170	29	72	24	270	29
DC6024DMD	4778	5734	3822	29	60	24	244	24
DC7222DGD	5029	6035	4023	29	72	22	259	24
DC6022DMD	4609	5531	3687	29	60	22	234	20

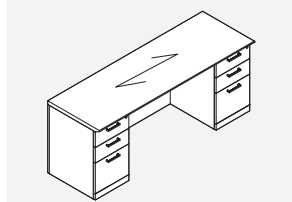
DCK-EE • Double Pedestal Credenza with FF on Left & FF on Right



PRODUCT CODE	FINISH OPTIONS			SIZE (INCHES)			WEIGHT LBS	VOL FT3
	STANDARD	WOOD	LAMINATE	H	W	D		
DCK8424EE	5448	6538	4358	29	84	24	250	34
DCK7824EE	5059	6071	4047	29	78	24	242	31
DCK7224EE	4671	5605	3737	29	72	24	234	29
DCK6624EE	4602	5522	3682	29	66	24	226	27
DCK6024EE	4283	5140	3426	29	60	24	219	24
DCK8422EE	4994	5993	3995	29	84	22	239	34
DCK7822EE	4638	5566	3710	29	78	22	232	31
DCK7222EE	4285	5142	3428	29	72	22	224	29
DCK6622EE	4217	5060	3374	29	66	22	217	27
DCK6022EE	3926	4711	3141	29	60	22	210	24

- Full height back panel
- Knee space

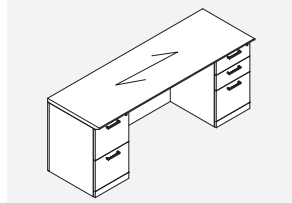
DCK-DD • Double Pedestal Credenza with BBF on Left & BBF on Right



PRODUCT CODE	FINISH OPTIONS			SIZE (INCHES)			WEIGHT LBS	VOL FT3
	STANDARD	WOOD	LAMINATE	H	W	D		
DCK8424DD	5448	6538	4358	29	84	24	248	34
DCK7824DD	5059	6071	4047	29	78	24	240	31
DCK7224DD	4671	5605	3737	29	72	24	233	29
DCK6624DD	4602	5522	3682	29	66	24	225	27
DCK6024DD	4283	5140	3426	29	60	24	217	24
DCK8422DD	4994	5993	3995	29	84	22	238	34
DCK7822DD	4638	5566	3710	29	78	22	230	31
DCK7222DD	4285	5142	3428	29	72	22	223	29
DCK6622DD	4217	5060	3374	29	66	22	216	27
DCK6022DD	3926	4711	3141	29	60	22	208	24

- Full height back panel
- Knee space

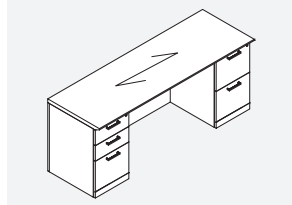
DCK-ED • Double Pedestal Credenza with FF on Left & BBF on Right



PRODUCT CODE	FINISH OPTIONS			SIZE (INCHES)			WEIGHT LBS	VOL FT3
	STANDARD	WOOD	LAMINATE	H	W	D		
DCK8424ED	5448	6538	4358	29	84	24	249	34
DCK7824ED	5059	6071	4047	29	78	24	241	31
DCK7224ED	4671	5605	3737	29	72	24	233	29
DCK6624ED	4602	5522	3682	29	66	24	226	27
DCK6024ED	4283	5140	3426	29	60	24	218	24
DCK8422ED	4994	5993	3995	29	84	22	238	34
DCK7822ED	4638	5566	3710	29	78	22	231	31
DCK7222ED	4285	5142	3428	29	72	22	224	29
DCK6622ED	4217	5060	3374	29	66	22	216	27
DCK6022ED	3926	4711	3141	29	60	22	209	24

- Full height back panel
- Knee space

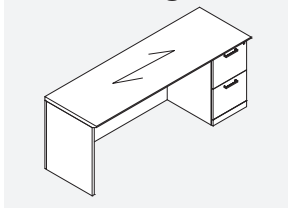
DCK-DE • Double Pedestal Credenza with BBF on Left & FF on Right



PRODUCT CODE	FINISH OPTIONS			SIZE (INCHES)			WEIGHT LBS	VOL FT3
	STANDARD	WOOD	LAMINATE	H	W	D		
DCK8424DE	5448	6538	4358	29	84	24	249	34
DCK7824DE	5059	6071	4047	29	78	24	241	31
DCK7224DE	4671	5605	3737	29	72	24	233	29
DCK6624DE	4602	5522	3682	29	66	24	226	27
DCK6024DE	4283	5140	3426	29	60	24	218	24
DCK8422DE	4994	5993	3995	29	84	22	238	34
DCK7822DE	4638	5566	3710	29	78	22	231	31
DCK7222DE	4285	5142	3428	29	72	22	224	29
DCK6622DE	4217	5060	3374	29	66	22	216	27
DCK6022DE	3926	4711	3141	29	60	22	209	24

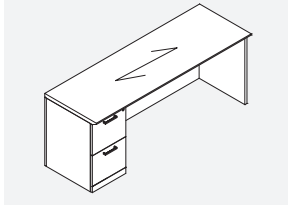
- Full height back panel
- Knee space

DCR-E • Single Pedestal Credenza with FF on Right



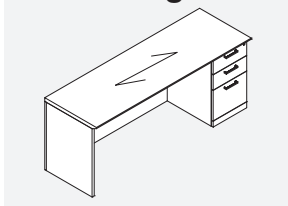
PRODUCT CODE	FINISH OPTIONS			SIZE (INCHES)			WEIGHT LBS	VOL FT3
	STANDARD	WOOD	LAMINATE	H	W	D		
DCR8424E	4118	4942	3294	29	84	24	208	34
DCR7824E	3825	4590	3060	29	78	24	200	31
DCR7224E	3528	4234	2822	29	72	24	192	29
DCR6624E	3399	4079	2719	29	66	24	185	27
DCR6024E	3090	3708	2472	29	60	24	177	24
DCR8422E	3776	4531	3021	29	84	22	198	34
DCR7822E	3507	4208	2806	29	78	22	191	31
DCR7222E	3234	3881	2587	29	72	22	184	29
DCR6622E	3115	3738	2492	29	66	22	176	27
DCR6022E	2834	3401	2267	29	60	22	169	24

DCL-E • Single Pedestal Credenza with FF on Left



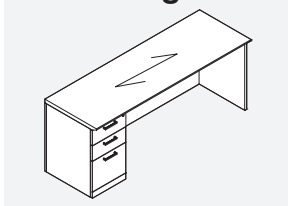
PRODUCT CODE	FINISH OPTIONS			SIZE (INCHES)			WEIGHT LBS	VOL FT3
	STANDARD	WOOD	LAMINATE	H	W	D		
DCL8424E	4118	4942	3294	29	84	24	208	34
DCL7824E	3825	4590	3060	29	78	24	200	31
DCL7224E	3528	4234	2822	29	72	24	192	29
DCL6624E	3399	4079	2719	29	66	24	185	27
DCL6024E	3090	3708	2472	29	60	24	177	24
DCL8422E	3776	4531	3021	29	84	22	198	34
DCL7822E	3507	4208	2806	29	78	22	191	31
DCL7222E	3234	3881	2587	29	72	22	184	29
DCL6622E	3115	3738	2492	29	66	22	176	27
DCL6022E	2834	3401	2267	29	60	22	169	24

DCR-D • Single Pedestal Credenza with BBF on Right



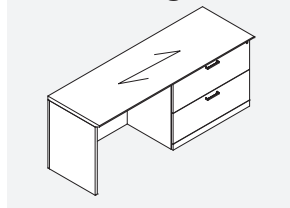
PRODUCT CODE	FINISH OPTIONS			SIZE (INCHES)			WEIGHT LBS	VOL FT3
	STANDARD	WOOD	LAMINATE	H	W	D		
DCR8424D	4118	4942	3294	29	84	24	207	34
DCR7824D	3825	4590	3060	29	78	24	199	31
DCR7224D	3528	4234	2822	29	72	24	192	29
DCR6624D	3399	4079	2719	29	66	24	184	27
DCR6024D	3090	3708	2472	29	60	24	176	24
DCR8422D	3776	4531	3021	29	84	22	198	34
DCR7822D	3507	4208	2806	29	78	22	190	31
DCR7222D	3234	3881	2587	29	72	22	183	29
DCR6622D	3115	3738	2492	29	66	22	175	27
DCR6022D	2834	3401	2267	29	60	22	168	24

DCL-D • Single Pedestal Credenza with BBF on Left



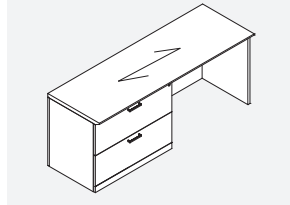
PRODUCT CODE	FINISH OPTIONS			SIZE (INCHES)			WEIGHT LBS	VOL FT3
	STANDARD	WOOD	LAMINATE	H	W	D		
DCL8424D	4118	4942	3294	29	84	24	207	34
DCL7824D	3825	4590	3060	29	78	24	199	31
DCL7224D	3528	4234	2822	29	72	24	192	29
DCL6624D	3399	4079	2719	29	66	24	184	27
DCL6024D	3090	3708	2472	29	60	24	176	24
DCL8422D	3776	4531	3021	29	84	22	198	34
DCL7822D	3507	4208	2806	29	78	22	190	31
DCL7222D	3234	3881	2587	29	72	22	183	29
DCL6622D	3115	3738	2492	29	66	22	175	27
DCL6022D	2834	3401	2267	29	60	22	168	24

DCR-F • Single Pedestal Credenza with 36" Lat. File on Right



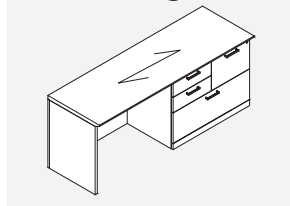
PRODUCT CODE	FINISH OPTIONS			SIZE (INCHES)			WEIGHT LBS	VOL FT3
	STANDARD	WOOD	LAMINATE	H	W	D		
DCR8424F	4788	5746	3830	29	84	24	236	34
DCR7824F	4443	5332	3554	29	78	24	228	31
DCR7224F	4106	4927	3285	29	72	24	220	29
DCR6624F	3952	4742	3162	29	66	24	212	27
DCR6024F	3586	4303	2869	29	60	24	205	24
DCR8422F	4387	5264	3510	29	84	22	225	31
DCR7822F	4074	4889	3259	29	78	22	218	29
DCR7222F	3762	4514	3010	29	72	22	211	27
DCR6622F	3623	4348	2898	29	66	22	203	24
DCR6022F	3288	3946	2630	29	60	22	196	22

DCL-F • Single Pedestal Credenza with 36" Lat. File on Left



PRODUCT CODE	FINISH OPTIONS			SIZE (INCHES)			WEIGHT LBS	VOL FT3
	STANDARD	WOOD	LAMINATE	H	W	D		
DCL8424F	4788	5746	3830	29	84	24	236	34
DCL7824F	4443	5332	3554	29	78	24	228	31
DCL7224F	4106	4927	3285	29	72	24	220	29
DCL6624F	3952	4742	3162	29	66	24	212	27
DCL6024F	3586	4303	2869	29	60	24	205	24
DCL8422F	4387	5264	3510	29	84	22	225	31
DCL7822F	4074	4889	3259	29	78	22	218	29
DCL7222F	3762	4514	3010	29	72	22	211	27
DCL6622F	3623	4348	2898	29	66	22	203	24
DCL6022F	3288	3946	2630	29	60	22	196	22

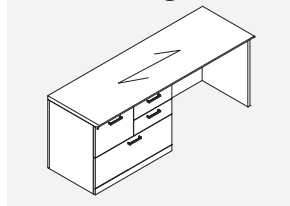
DCR-Z • Single Pedestal Credenza with Combination Storage on Right



PRODUCT CODE	FINISH OPTIONS			SIZE (INCHES)			WEIGHT LBS	VOL FT3
	STANDARD	WOOD	LAMINATE	H	W	D		
DCR8424Z	5231	6277	4185	29	84	24	242	34
DCR7824Z	4854	5825	3883	29	78	24	234	31
DCR7224Z	4483	5380	3586	29	72	24	226	29
DCR6624Z	4311	5173	3449	29	66	24	218	27
DCR6024Z	3919	4703	3135	29	60	24	211	24
DCR8422Z	4791	5749	3833	29	84	22	231	31
DCR7822Z	4453	5344	3562	29	78	22	224	29
DCR7222Z	4109	4931	3287	29	72	22	217	27
DCR6622Z	3955	4746	3164	29	66	22	209	24
DCR6022Z	3596	4315	2877	29	60	22	202	22

• Modular combination storage with 1 lat. file, 2 boxes top left & 1 file top right

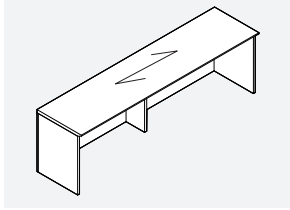
DCL-Z • Single Pedestal Credenza with Combination Storage on Left



PRODUCT CODE	FINISH OPTIONS			SIZE (INCHES)			WEIGHT LBS	VOL FT3
	STANDARD	WOOD	LAMINATE	H	W	D		
DCL8424Z	5231	6277	4185	29	84	24	242	34
DCL7824Z	4854	5825	3883	29	78	24	234	31
DCL7224Z	4483	5380	3586	29	72	24	226	29
DCL6624Z	4311	5173	3449	29	66	24	218	27
DCL6024Z	3919	4703	3135	29	60	24	211	24
DCL8422Z	4791	5749	3833	29	84	22	231	31
DCL7822Z	4453	5344	3562	29	78	22	224	29
DCL7222Z	4109	4931	3287	29	72	22	217	27
DCL6622Z	3955	4746	3164	29	66	22	209	24
DCL6022Z	3596	4315	2877	29	60	22	202	22

• Modular combination storage with 1 lat. file, 1 file top left & 2 boxes top right

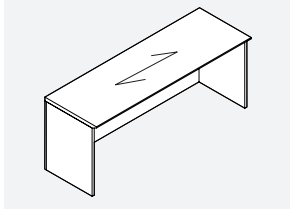
DC • Credenza Shell with Full Back Panel



PRODUCT CODE	FINISH OPTIONS			SIZE (INCHES)			WEIGHT LBS	VOL FT ³
	STANDARD	WOOD	LAMINATE	H	W	D		
DC10824	3482	4178	2786	29	108	24	197	44
DC10224	3288	3946	2630	29	102	24	189	41
DC9624	3097	3716	2478	29	96	24	182	39
DC10822	3193	3832	2554	29	108	22	187	40
DC10222	3013	3616	2410	29	102	22	180	38
DC9622	2837	3404	2270	29	96	22	172	35

• With middle support

DC • Credenza Shell with Full Back Panel



PRODUCT CODE	FINISH OPTIONS			SIZE (INCHES)			WEIGHT LBS	VOL FT ³
	STANDARD	WOOD	LAMINATE	H	W	D		
DC9024	2903	3484	2322	29	90	24	174	36
DC8424	2710	3252	2168	29	84	24	166	34
DC7824	2515	3018	2012	29	78	24	158	31
DC7224	2324	2789	1859	29	72	24	151	29
DC6624	2241	2689	1793	29	66	24	143	27
DC6024	2032	2438	1626	29	60	24	135	24
DC5424	1924	2309	1539	29	54	24	127	22
DC4824	1819	2183	1455	29	48	24	120	19
DC4224	1540	1848	1232	29	42	24	112	17
DC9022	2660	3192	2128	29	90	22	165	33
DC8422	2485	2982	1988	29	84	22	157	31
DC7822	2305	2766	1844	29	78	22	150	29
DC7222	2129	2555	1703	29	72	22	143	27
DC6622	2050	2460	1640	29	66	22	135	24
DC6022	1863	2236	1490	29	60	22	128	22
DC5422	1764	2117	1411	29	54	22	121	20
DC4822	1669	2003	1335	29	48	22	113	18
DC4222	1412	1694	1130	29	42	22	106	16

CORNERS AND COMPONENTS • TECHNICAL INFORMATION

- All Corner Components have Tops in wood, Chassis are in low pressure laminate.
- Corners**
- All units are shipped assembled.
- Unit includes grommets shown and installed horizontal wire management.
- Linking Bridge**
- Handed by full end panel.
- Linking Return**

- Unit includes grommets shown and installed horizontal wire management.
- Handed by full end panel.
- Table**
- Unit includes grommets shown and installed horizontal wire management.
- To choose All Wood Finish, add suffix "W" to the end of the product code.
- To choose All Laminate Finish, add suffix "P1", "P2" or "P3" to the end of the product code (see page A.10 and A.11).

CORNERS AND COMPONENTS • GUIDELINES FOR ORDERING PRODUCT

CODES: The price list uses a numbering system with meaningful alphanumeric characters to create a simple-to-understand product number. This makes specifying the product easy and accurate.

SPECIFICATION EXAMPLE OF A CORNER UNIT

PRODUCT CODE:

DE484824
 D = Dufferin Series
 E = Corner Table with Straight Front
 4848 = Size: Width x Depth
 24 = Linking Bridge Depth Size

CHOOSE FINISH OPTION:

Standard Finish:
 Choose Laminate Finish & Veneer Finish

All Wood Finish:

Choose Veneer Finish

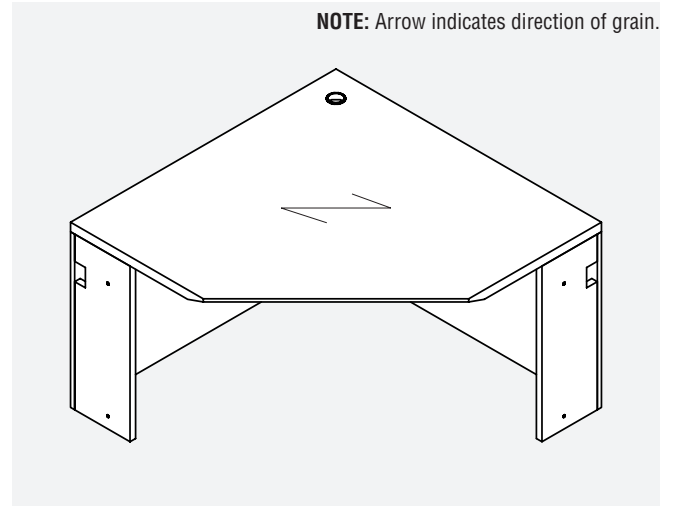
All Laminate Finish:

Choose Laminate Finish

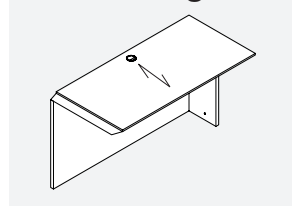
HANDLE OPTION:

Choose a handle

For Grommet Location see Page A.13



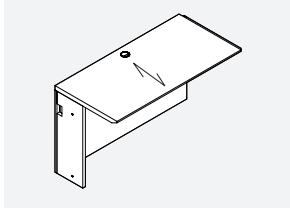
DBT-NLR • Right Linking Bridge to join Corner Worksurface to Desk or Credenza



PRODUCT CODE	FINISH OPTIONS			SIZE (INCHES)			WEIGHT LBS	VOL FT ³
	STANDARD	WOOD	LAMINATE	H	W	D		
DBT6024NLR CG	1756	2107	1405	29	60	24	120	24
DBT5424NLR CG	1581	1897	1265	29	54	24	110	22
DBT4824NLR CG	1403	1684	1122	29	48	24	101	19
DBT4224NLR CG	1140	1368	912	29	42	24	92	17
DBT3624NLR CG	1034	1241	827	29	36	24	82	15
DBT3024NLR CG	1009	1211	807	29	30	24	73	12
DBT6022NLR CG	1673	2008	1338	29	60	22	116	22
DBT5422NLR CG	1505	1806	1204	29	54	22	107	20
DBT4822NLR CG	1337	1604	1070	29	48	22	98	18
DBT4222NLR CG	1085	1302	868	29	42	22	89	16
DBT3622NLR CG	985	1182	788	29	36	22	80	13
DBT3022NLR CG	959	1151	767	29	30	22	71	11

- With full back panel

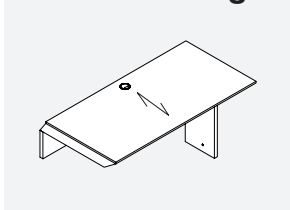
DBT-NLL • Left Linking Bridge to join Corner Worksurface to Desk or Credenza



PRODUCT CODE	FINISH OPTIONS			SIZE (INCHES)			WEIGHT LBS	VOL FT ³
	STANDARD	WOOD	LAMINATE	H	W	D		
DBT6024NLLCG	1756	2107	1405	29	60	24	120	24
DBT5424NLLCG	1581	1897	1265	29	54	24	110	22
DBT4824NLLCG	1403	1684	1122	29	48	24	101	19
DBT4224NLLCG	1140	1368	912	29	42	24	92	17
DBT3624NLLCG	1034	1241	827	29	36	24	82	15
DBT3024NLLCG	1009	1211	807	29	30	24	73	12
DBT6022NLLCG	1673	2008	1338	29	60	22	116	22
DBT5422NLLCG	1505	1806	1204	29	54	22	107	20
DBT4822NLLCG	1337	1604	1070	29	48	22	98	18
DBT4222NLLCG	1085	1302	868	29	42	22	89	16
DBT3622NLLCG	985	1182	788	29	36	22	80	13
DBT3022NLLCG	959	1151	767	29	30	22	71	11

• With full back panel

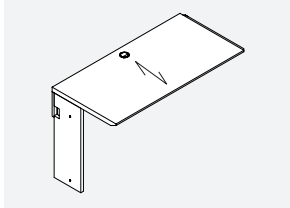
DBT-NLR-Q8 • Right Linking Bridge to join Corner Worksurface to Desk or Credenza



PRODUCT CODE	FINISH OPTIONS			SIZE (INCHES)			WEIGHT LBS	VOL FT ³
	STANDARD	WOOD	LAMINATE	H	W	D		
DBT6024NLRQ8CG	1581	1897	1265	29	60	24	89	24
DBT5424NLRQ8CG	1426	1711	1141	29	54	24	83	22
DBT4824NLRQ8CG	1267	1520	1014	29	48	24	77	19
DBT4224NLRQ8CG	1024	1229	819	29	42	24	70	17
DBT3624NLRQ8CG	933	1120	746	29	36	24	64	15
DBT3024NLRQ8CG	910	1092	728	29	30	24	58	12
DBT6022NLRQ8CG	1505	1806	1204	29	60	22	85	22
DBT5422NLRQ8CG	1356	1627	1085	29	54	22	79	20
DBT4822NLRQ8CG	1207	1448	966	29	48	22	73	18
DBT4222NLRQ8CG	974	1169	779	29	42	22	68	16
DBT3622NLRQ8CG	888	1066	710	29	36	22	62	13
DBT3022NLRQ8CG	868	1042	694	29	30	22	56	11

• With 8" back panel

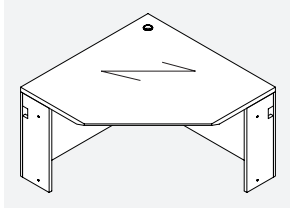
DBT-NLL-Q8 • Left Linking Bridge to join Corner Worksurface to Desk or Credenza



PRODUCT CODE	FINISH OPTIONS			SIZE (INCHES)			WEIGHT LBS	VOL FT ³
	STANDARD	WOOD	LAMINATE	H	W	D		
DBT6024NLLQ8CG	1581	1897	1265	29	60	24	89	24
DBT5424NLLQ8CG	1426	1711	1141	29	54	24	83	22
DBT4824NLLQ8CG	1267	1520	1014	29	48	24	77	19
DBT4224NLLQ8CG	1024	1229	819	29	42	24	70	17
DBT3624NLLQ8CG	933	1120	746	29	36	24	64	15
DBT3024NLLQ8CG	910	1092	728	29	30	24	58	12
DBT6022NLLQ8CG	1505	1806	1204	29	60	22	85	22
DBT5422NLLQ8CG	1356	1627	1085	29	54	22	79	20
DBT4822NLLQ8CG	1207	1448	966	29	48	22	73	18
DBT4222NLLQ8CG	974	1169	779	29	42	22	68	16
DBT3622NLLQ8CG	888	1066	710	29	36	22	62	13
DBT3022NLLQ8CG	868	1042	694	29	30	22	56	11

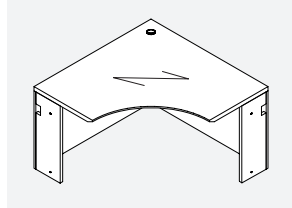
• With 8" back panel

DE • Corner Table to be used with Linking Returns & Linking Bridges



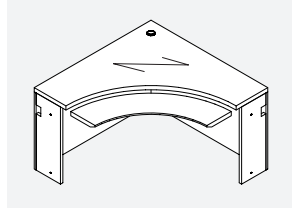
PRODUCT CODE	FINISH OPTIONS			SIZE (INCHES)			WEIGHT LBS	VOL FT ³
	STANDARD	WOOD	LAMINATE	H	W	D		
DE484824	2527	3032	2022	29	48	48	175	39
DE424224	1938	2326	1550	29	42	42	148	30
DE363624	1839	2207	1471	29	36	36	124	22
DE484822	2527	3032	2022	29	48	48	175	39
DE424222	1938	2326	1550	29	42	42	148	30
DE363622	1839	2207	1471	29	36	36	124	22

DEK • Corner Table to be used with Linking Returns & Linking Bridges



PRODUCT CODE	FINISH OPTIONS			SIZE (INCHES)			WEIGHT LBS	VOL FT3
	STANDARD	WOOD	LAMINATE	H	W	D		
DEK484824	2908	3490	2326	29	48	48	175	39
DEK424224	2223	2668	1778	29	42	42	148	30
DEK363624	2115	2538	1692	29	36	36	124	22
DEK484822	2908	3490	2326	29	48	48	175	39
DEK424222	2223	2668	1778	29	42	42	148	30
DEK363622	2115	2538	1692	29	36	36	124	22

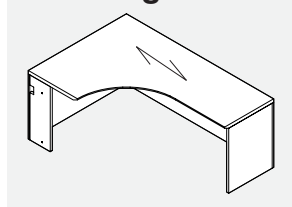
DEKS • Corner Table to be used with Linking Returns & Linking Bridges



PRODUCT CODE	FINISH OPTIONS			SIZE (INCHES)			WEIGHT LBS	VOL FT3
	STANDARD	WOOD	LAMINATE	H	W	D		
DEKS484824	4829	5795	3863	29	48	48	175	39
DEKS424224	4046	4855	3237	29	42	42	148	30
DEKS363624	3917	4700	3134	29	36	36	124	22
DEKS484822	4829	5795	3863	29	48	48	175	39
DEKS424222	4046	4855	3237	29	42	42	148	30
DEKS363622	3917	4700	3134	29	36	36	124	22

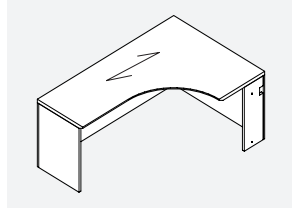
- With 2 end panels and inner curve
- Adj. keyboard tray and an articulating arm

DEKR • Right Extended Corner Table with 24" Return Connection



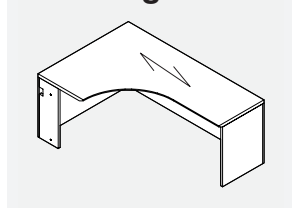
PRODUCT CODE	FINISH OPTIONS			SIZE (INCHES)			WEIGHT LBS	VOL FT3
	STANDARD	WOOD	LAMINATE	H	W	D		
DEKR489624	4521	5425	3617	29	96	48	300	77
DEKR489024	4270	5124	3416	29	90	48	285	73
DEKR488424	4221	5065	3377	29	84	48	271	68
DEKR487824	4200	5040	3360	29	78	48	257	63
DEKR487224	3990	4788	3192	29	72	48	243	58
DEKR486624	3721	4465	2977	29	66	48	229	52
DEKR486024	3451	4141	2761	29	60	48	215	48

DEKL • Left Extended Corner Table with 24" Return Connection



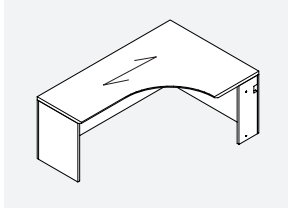
PRODUCT CODE	FINISH OPTIONS			SIZE (INCHES)			WEIGHT LBS	VOL FT3
	STANDARD	WOOD	LAMINATE	H	W	D		
DEKL964824	4521	5425	3617	29	96	48	300	77
DEKL904824	4270	5124	3416	29	90	48	285	73
DEKL844824	4221	5065	3377	29	84	48	271	68
DEKL784824	4200	5040	3360	29	78	48	257	63
DEKL724824	3990	4788	3192	29	72	48	243	58
DEKL664824	3721	4465	2977	29	66	48	229	52
DEKL604824	3451	4141	2761	29	60	48	215	48

DEKR • Right Extended Corner Table with 22" Return Connection



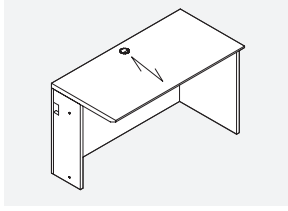
PRODUCT CODE	FINISH OPTIONS			SIZE (INCHES)			WEIGHT LBS	VOL FT3
	STANDARD	WOOD	LAMINATE	H	W	D		
DEKR489622	4521	5425	3617	29	96	48	299	77
DEKR489022	4270	5124	3416	29	90	48	285	73
DEKR488422	4221	5065	3377	29	84	48	270	68
DEKR487822	4200	5040	3360	29	78	48	256	63
DEKR487222	3990	4788	3192	29	72	48	242	58
DEKR486622	3721	4465	2977	29	66	48	228	52
DEKR486022	3451	4141	2761	29	60	48	214	48

DEKL • Left Extended Corner Table with 22" Return Connection



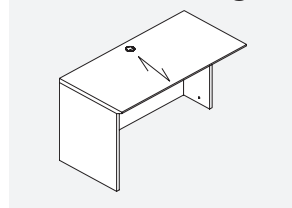
PRODUCT CODE	FINISH OPTIONS			SIZE (INCHES)			WEIGHT LBS	VOL FT3
	STANDARD	WOOD	LAMINATE	H	W	D		
DEKL964822	4521	5425	3617	29	96	48	299	77
DEKL904822	4270	5124	3416	29	90	48	285	73
DEKL844822	4221	5065	3377	29	84	48	270	68
DEKL784822	4200	5040	3360	29	78	48	256	63
DEKL724822	3990	4788	3192	29	72	48	242	58
DEKL664822	3721	4465	2977	29	66	48	228	52
DEKL604822	3451	4141	2761	29	60	48	214	48

DVR • Right Linking Return to be used with Corner Unit



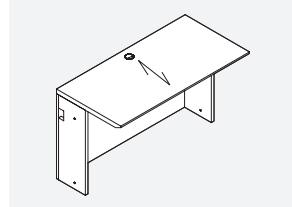
PRODUCT CODE	FINISH OPTIONS			SIZE (INCHES)			WEIGHT LBS	VOL FT3
	STANDARD	WOOD	LAMINATE	H	W	D		
DVR9624CG	2911	3493	2329	29	96	24	186	39
DVR9024CG	2730	3276	2184	29	90	24	177	36
DVR8424CG	2550	3060	2040	29	84	24	167	34
DVR7824CG	2365	2838	1892	29	78	24	158	31
DVR7224CG	2185	2622	1748	29	72	24	149	29
DVR6624CG	2049	2459	1639	29	66	24	140	27
DVR6024CG	1915	2298	1532	29	60	24	130	24
DVR5424CG	1807	2168	1446	29	54	24	121	22
DVR4824CG	1696	2035	1357	29	48	24	112	19
DVR4224CG	1431	1717	1145	29	42	24	102	17
DVR3624CG	1378	1654	1102	29	36	24	93	15
DVR3024CG	1356	1627	1085	29	30	24	84	12
DVR2424CG	1136	1363	909	29	24	24	75	10
DVR9622CG	2772	3326	2218	29	96	22	179	39
DVR9022CG	2603	3124	2082	29	90	22	171	36
DVR8422CG	2428	2914	1942	29	84	22	162	34
DVR7822CG	2250	2700	1800	29	78	22	153	31
DVR7222CG	2080	2496	1664	29	72	22	144	29
DVR6622CG	1953	2344	1562	29	66	22	135	27
DVR6022CG	1826	2191	1461	29	60	22	126	24
DVR5422CG	1723	2068	1378	29	54	22	117	22
DVR4822CG	1618	1942	1294	29	48	22	109	19
DVR4222CG	1363	1636	1090	29	42	22	100	17
DVR3622CG	1311	1573	1049	29	36	22	91	15
DVR3022CG	1291	1549	1033	29	30	22	82	12
DVR2422CG	1085	1302	868	29	24	22	73	10

DVL • Left Linking Return to be used with Corner Unit



PRODUCT CODE	FINISH OPTIONS			SIZE (INCHES)			WEIGHT LBS	VOL FT ³
	STANDARD	WOOD	LAMINATE	H	W	D		
DVL9624CG	2911	3493	2329	29	96	24	186	39
DVL9024CG	2730	3276	2184	29	90	24	177	36
DVL8424CG	2550	3060	2040	29	84	24	167	34
DVL7824CG	2365	2838	1892	29	78	24	158	31
DVL7224CG	2185	2622	1748	29	72	24	149	29
DVL6624CG	2049	2459	1639	29	66	24	140	27
DVL6024CG	1915	2298	1532	29	60	24	130	24
DVL5424CG	1807	2168	1446	29	54	24	121	22
DVL4824CG	1696	2035	1357	29	48	24	112	19
DVL4224CG	1431	1717	1145	29	42	24	102	17
DVL3624CG	1378	1654	1102	29	36	24	93	15
DVL3024CG	1356	1627	1085	29	30	24	84	12
DVL2424CG	1136	1363	909	29	24	24	75	10
DVL9622CG	2772	3326	2218	29	96	22	179	39
DVL9022CG	2603	3124	2082	29	90	22	171	36
DVL8422CG	2428	2914	1942	29	84	22	162	34
DVL7822CG	2250	2700	1800	29	78	22	153	31
DVL7222CG	2080	2496	1664	29	72	22	144	29
DVL6622CG	1953	2344	1562	29	66	22	135	27
DVL6022CG	1826	2191	1461	29	60	22	126	24
DVL5422CG	1723	2068	1378	29	54	22	117	22
DVL4822CG	1618	1942	1294	29	48	22	109	19
DVL4222CG	1363	1636	1090	29	42	22	100	17
DVL3622CG	1311	1573	1049	29	36	22	91	15
DVL3022CG	1291	1549	1033	29	30	22	82	12
DVL2422CG	1085	1302	868	29	24	22	73	10

DV • Center Surface with Recessed End Panels



PRODUCT CODE	FINISH OPTIONS			SIZE (INCHES)			WEIGHT LBS	VOL FT ³
	STANDARD	WOOD	LAMINATE	H	W	D		
DV9624CG	2845	3414	2276	29	96	24	180	39
DV9024CG	2666	3199	2133	29	90	24	171	36
DV8424CG	2489	2987	1991	29	84	24	161	34
DV7824CG	2309	2771	1847	29	78	24	152	31
DV7224CG	2132	2558	1706	29	72	24	143	29
DV6624CG	1999	2399	1599	29	66	24	134	27
DV6024CG	1865	2238	1492	29	60	24	124	24
DV5424CG	1756	2107	1405	29	54	24	115	22
DV4824CG	1648	1978	1318	29	48	24	106	19
DV4224CG	1519	1823	1215	29	42	24	97	17
DV3624CG	1378	1654	1102	29	36	24	87	15
DV3024CG	1304	1565	1043	29	30	24	78	12
DV2424CG	1093	1312	874	29	24	24	69	10
DV9622CG	2710	3252	2168	29	96	22	174	35
DV9022CG	2541	3049	2033	29	90	22	165	33
DV8422CG	2372	2846	1898	29	84	22	156	31
DV7822CG	2200	2640	1760	29	78	22	147	29
DV7222CG	2031	2437	1625	29	72	22	138	27
DV6622CG	1903	2284	1522	29	66	22	129	24
DV6022CG	1777	2132	1422	29	60	22	120	22
DV5422CG	1673	2008	1338	29	54	22	112	20
DV4822CG	1569	1883	1255	29	48	22	103	18
DV4222CG	1311	1573	1049	29	42	22	94	16
DV3622CG	1267	1520	1014	29	36	22	85	13
DV3022CG	1243	1492	994	29	30	22	76	11
DV2422CG	1041	1249	833	29	24	22	67	9

MODULAR STORAGE • TECHNICAL INFORMATION

- All storage components are shipped assembled.
- Components 28" high are intended for use with a Desk, Credenza or Return Shell
- Modular Cabinets and Bookcases 48" and 54" high do not have a profiled top. If a profiled top is required, please see Page H.8 to H.11 of this section.
- Tops, door and drawer fronts and all exposed shelves are in wood. Chassis are in low pressure laminate.
- Handle must be specified:
 - Black and Brass Handle = Black Lock & Grommet.
 - Silver, Nickel and Tungsten Handle = Tungsten Lock & Grommet.
- To choose All Wood Finish, add suffix "W" to the end of the product code.
- To choose All Laminate Finish, add suffix "P1", "P2" or "P3" to the end of the product code (see page A.10 and A.11).

MODULAR STORAGE • GUIDELINES FOR ORDERING PRODUCT

CODES: The price list uses a numbering system with meaningful alphanumeric characters to create a simple-to-understand product number. This makes specifying the product easy and accurate.

SPECIFICATION EXAMPLE OF A LATERAL FILE UNIT

PRODUCT CODE:

DWF
 D = Dufferin Series
 W = Modular/Freestanding Unit
 F = 36" wide Lateral File

CHOOSE FINISH OPTION:

Standard Finish:
 Choose Laminate Finish & Veneer Finish

All Wood Finish:

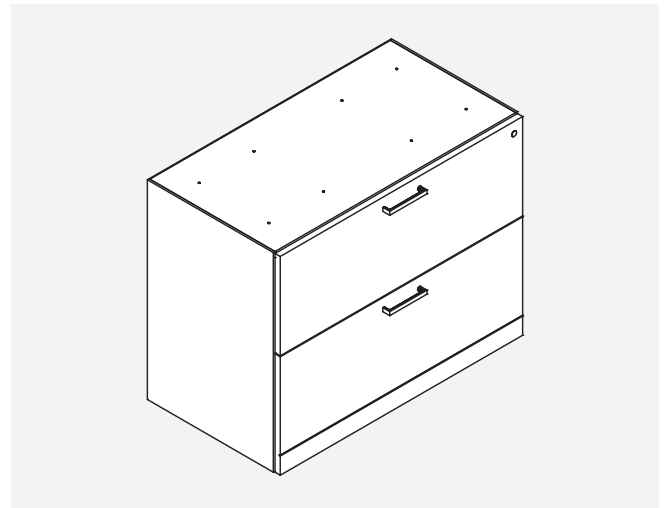
Choose Veneer Finish

All Laminate Finish:

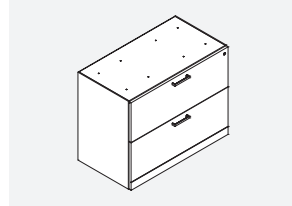
Choose Laminate Finish

HANDLE OPTION:

Choose a handle

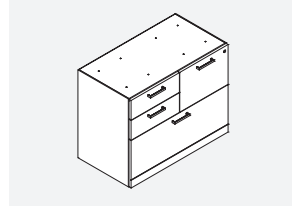


DW-F/N • Modular Lateral File



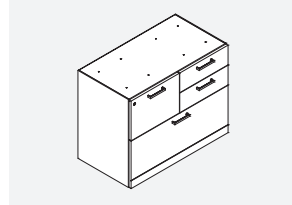
PRODUCT CODE	FINISH OPTIONS			SIZE (INCHES)			WEIGHT LBS	VOL FT3
	STANDARD	WOOD	LAMINATE	H	W	D		
DWF	2038	2446	1630	27.5	36	19	123	11
DWN	1782	2138	1426	27.5	30	19	102	9

DWZR • Modular Combination Storage with 1 Lat. File, 2 Boxes Top Left & 1 File Top Right



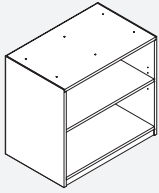
PRODUCT CODE	FINISH OPTIONS			SIZE (INCHES)			WEIGHT LBS	VOL FT3
	STANDARD	WOOD	LAMINATE	H	W	D		
DWZR	2363	2836	1890	27.5	36	19	145	11

DWZL • Modular Combination Storage with 1 Lat. File, 1 File Top Left & 2 Boxes Top Right



PRODUCT CODE	FINISH OPTIONS			SIZE (INCHES)			WEIGHT LBS	VOL FT3
	STANDARD	WOOD	LAMINATE	H	W	D		
DWZL	2363	2836	1890	27.5	36	19	145	11

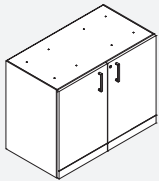
DWOB • Modular Open Storage with Adj. Shelf



PRODUCT CODE	FINISH OPTIONS			SIZE (INCHES)			WEIGHT LBS	VOL FT3
	STANDARD	WOOD	LAMINATE	H	W	D		
DWOB36	1136	1363	909	27.5	36	19	91	11
DWOB30	1005	1206	804	27.5	30	19	82	9

• Storage with 1 adj. shelf

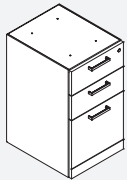
DW-G/M • Modular Storage Cabinet with Doors and Adj. Shelf



PRODUCT CODE	FINISH OPTIONS			SIZE (INCHES)			WEIGHT LBS	VOL FT3
	STANDARD	WOOD	LAMINATE	H	W	D		
DWG	1420	1704	1136	27.5	36	19	107	11
DWM	1254	1505	1003	27.5	30	19	96	9

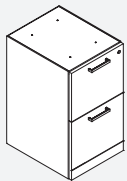
• Storage with 1 adj. shelf

DW-D • Modular BBF Pedestal



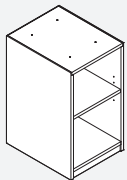
PRODUCT CODE	FINISH OPTIONS			SIZE (INCHES)			WEIGHT LBS	VOL FT3
	STANDARD	WOOD	LAMINATE	H	W	D		
DWWD (Letter Width)	1571	1885	1257	27.5	15.5	23	92	6
DWD (Letter Width)	1366	1639	1093	27.5	15.5	19	86	5
DWWLD (Legal Width)	1885	2262	1508	27.5	18.5	23	97	7
DWLD (Legal Width)	1643	1972	1314	27.5	18.5	19	91	6

DW-E • Modular FF Pedestal



PRODUCT CODE	FINISH OPTIONS			SIZE (INCHES)			WEIGHT LBS	VOL FT3
	STANDARD	WOOD	LAMINATE	H	W	D		
DWWE (Letter Width)	1571	1885	1257	27.5	15.5	23	92	6
DWE (Letter Width)	1366	1639	1093	27.5	15.5	19	86	5
DWWLE (Legal Width)	1885	2262	1508	27.5	18.5	23	97	7
DWLE (Legal Width)	1643	1972	1314	27.5	18.5	19	91	6

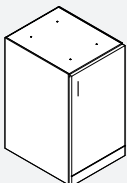
DW-Q • Modular Open Storage with Adj. Shelf



PRODUCT CODE	FINISH OPTIONS			SIZE (INCHES)			WEIGHT LBS	VOL FT3
	STANDARD	WOOD	LAMINATE	H	W	D		
DWWQ	1176	1411	941	27.5	15	22	60	6
DWQ	972	1166	778	27.5	15	18	55	5

• Storage with 1 adj. shelf

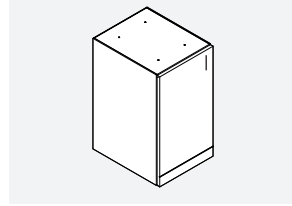
DWiR • Modular Storage Cabinet with Door & Adj. Shelf



PRODUCT CODE	FINISH OPTIONS			SIZE (INCHES)			WEIGHT LBS	VOL FT3
	STANDARD	WOOD	LAMINATE	H	W	D		
DWWiR	1309	1571	1047	27.5	15.5	23	70	6
DWiR	1045	1254	836	27.5	15.5	19	64	5

• Storage with 1 adj. shelf

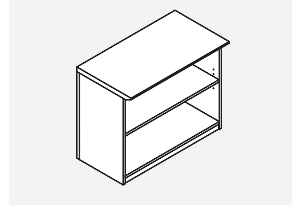
DWiL • Modular Storage Cabinet with Door & Adj. Shelf



PRODUCT CODE	FINISH OPTIONS			SIZE (INCHES)			WEIGHT LBS	VOL FT3
	STANDARD	WOOD	LAMINATE	H	W	D		
DWWIL	1265	1518	1012	27.5	15.5	23	70	6
DWIL	1045	1254	836	27.5	15.5	19	64	5

• Storage with 1 adj. shelf

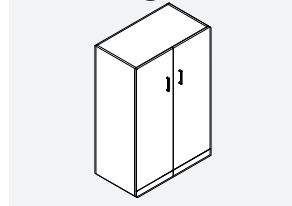
DB • Modular Open Bookcase with Adj. Shelf



PRODUCT CODE	FINISH OPTIONS			SIZE (INCHES)			WEIGHT LBS	VOL FT3
	STANDARD	WOOD	LAMINATE	H	W	D		
DB23615	1205	1446	964	27.5	36	15	80	8
DB43615	1505	1806	1204	48	36	15	121	13
DB3615H54	1693	2032	1354	54	36	15	127	15

• Storage with 1 adj. shelf

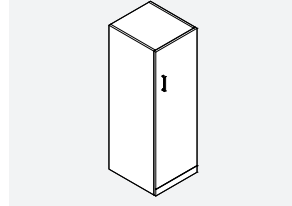
D1 • Storage Cabinet with Doors & Adj. Shelves



PRODUCT CODE	FINISH OPTIONS			SIZE (INCHES)			WEIGHT LBS	VOL FT3
	STANDARD	WOOD	LAMINATE	H	W	D		
D1D22W36H54	2652	3182	2122	54	36	22	194	22
D1D22W36H48	2452	2942	1962	48	36	22	182	25
D1D22W30H54	2638	3166	2110	54	30	22	172	19
D1D22W30H48	2394	2873	1915	48	30	22	161	21
D1D22W24H54	2638	3166	2110	54	24	22	150	15
D1D22W24H48	2345	2814	1876	48	24	22	140	17
D1D20W36H54	2506	3007	2005	54	36	20	184	20
D1D20W36H48	2229	2675	1783	48	36	20	173	23
D1D20W30H54	2450	2940	1960	54	30	20	163	17
D1D20W30H48	2179	2615	1743	48	30	20	153	19
D1D20W24H54	2400	2880	1920	54	24	20	142	13
D1D20W24H48	2132	2558	1706	48	24	20	133	15

• Storage with 3 adj. shelves

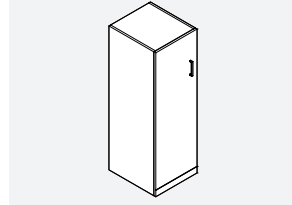
D1-R • Right Storage Cabinet with Door & Adj. Shelves



PRODUCT CODE	FINISH OPTIONS			SIZE (INCHES)			WEIGHT LBS	VOL FT3
	STANDARD	WOOD	LAMINATE	H	W	D		
D1D22W18H54R	2126	2551	1701	54	18	22	128	11
D1D22W18H48R	1891	2269	1513	48	18	22	120	12
D1D22W16H54R	1891	2269	1513	54	15.5	22	119	10
D1D22W16H48R	1681	2017	1345	48	15.5	22	111	11
D1D20W18H54R	1929	2315	1543	54	18	20	121	10
D1D20W18H48R	1718	2062	1374	48	18	20	113	11
D1D20W16H54R	1715	2058	1372	54	15.5	20	112	9
D1D20W16H48R	1528	1834	1222	48	15.5	20	105	10

• Storage with 3 adj. shelves

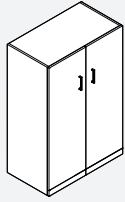
D1-L • Left Storage Cabinet with Door & Adj. Shelves



PRODUCT CODE	FINISH OPTIONS			SIZE (INCHES)			WEIGHT LBS	VOL FT3
	STANDARD	WOOD	LAMINATE	H	W	D		
D1D22W18H54L	2126	2551	1701	54	18	22	128	11
D1D22W18H48L	1891	2269	1513	48	18	22	120	12
D1D22W16H54L	1891	2269	1513	54	15.5	22	119	10
D1D22W16H48L	1681	2017	1345	48	15.5	22	111	11
D1D20W18H54L	1929	2315	1543	54	18	20	121	10
D1D20W18H48L	1718	2062	1374	48	18	20	113	11
D1D20W16H54L	1715	2058	1372	54	15.5	20	112	9
D1D20W16H48L	1528	1834	1222	48	15.5	20	105	10

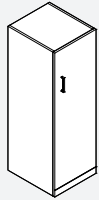
• Storage with 3 adj. shelves

D2 • Wardrobe Cabinet with Doors, Coat Rack & Hat Shelf



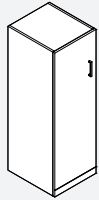
PRODUCT CODE	FINISH OPTIONS			SIZE (INCHES)			WEIGHT LBS	VOL FT3
	STANDARD	WOOD	LAMINATE	H	W	D		
D2D22W36H54	2386	2863	1909	54	36	22	167	25
D2D22W36H48	2187	2624	1750	48	36	22	155	22
D2D22W30H54	2375	2850	1900	54	30	22	152	21
D2D22W30H48	2131	2557	1705	48	30	22	142	19
D2D22W24H54	2375	2850	1900	54	24	22	132	17
D2D22W24H48	2081	2497	1665	48	24	22	123	15
D2D20W36H54	2242	2690	1794	54	36	20	160	23
D2D20W36H48	1962	2354	1570	48	36	20	149	20
D2D20W30H54	2242	2690	1794	54	30	20	145	19
D2D20W30H48	1915	2298	1532	48	30	20	135	17
D2D20W24H54	2132	2558	1706	54	24	20	126	15
D2D20W24H48	1869	2243	1495	48	24	20	117	13

D2-R • Right Wardrobe Cabinet with Door, Coat Rack & Hat Shelf



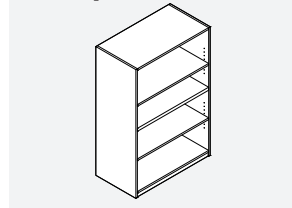
PRODUCT CODE	FINISH OPTIONS			SIZE (INCHES)			WEIGHT LBS	VOL FT3
	STANDARD	WOOD	LAMINATE	H	W	D		
D2D22W24H54R	2232	2678	1786	54	24	22	132	17
D2D22W24H48R	1983	2380	1586	48	24	22	123	15
D2D22W18H54R	2126	2551	1701	54	18	22	114	12
D2D22W18H48R	1891	2269	1513	48	18	22	106	11
D2D22W12H54R	2026	2431	1621	54	12	22	97	8
D2D22W12H48R	1800	2160	1440	48	12	22	90	7
D2D20W24H54R	2027	2432	1622	54	24	20	126	15
D2D20W24H48R	1805	2166	1444	48	24	20	117	13
D2D20W18H54R	1929	2315	1543	54	18	20	109	11
D2D20W18H48R	1718	2062	1374	48	18	20	101	10
D2D20W12H54R	1840	2208	1472	54	12	20	92	8
D2D20W12H48R	1638	1966	1310	48	12	20	86	7

D2-L • Left Wardrobe Cabinet with Door, Coat Rack & Hat Shelf



PRODUCT CODE	FINISH OPTIONS			SIZE (INCHES)			WEIGHT LBS	VOL FT3
	STANDARD	WOOD	LAMINATE	H	W	D		
D2D22W24H54L	2232	2678	1786	54	24	22	132	17
D2D22W24H48L	1983	2380	1586	48	24	22	123	15
D2D22W18H54L	2126	2551	1701	54	18	22	114	12
D2D22W18H48L	1891	2269	1513	48	18	22	106	11
D2D22W12H54L	2026	2431	1621	54	12	22	97	8
D2D22W12H48L	1800	2160	1440	48	12	22	90	7
D2D20W24H54L	2027	2432	1622	54	24	20	126	15
D2D20W24H48L	1805	2166	1444	48	24	20	117	13
D2D20W18H54L	1929	2315	1543	54	18	20	109	11
D2D20W18H48L	1718	2062	1374	48	18	20	101	10
D2D20W12H54L	1840	2208	1472	54	12	20	92	8
D2D20W12H48L	1638	1966	1310	48	12	20	86	7

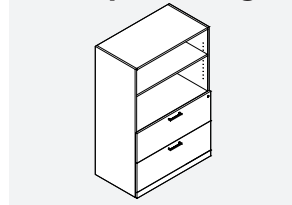
D7 • Open Bookcase with 1 Fixed Shelf and 2 Adj. Shelves



PRODUCT CODE	FINISH OPTIONS			SIZE (INCHES)			WEIGHT LBS	VOL FT ³
	STANDARD	WOOD	LAMINATE	H	W	D		
D7D22W36H54	2659	3191	2127	54	36	22	161	25
D7D22W36H48	2364	2837	1891	48	36	22	153	22
D7D22W30H54	1970	2364	1576	54	30	22	144	21
D7D22W30H48	1751	2101	1401	48	30	22	137	19
D7D22W24H54	1577	1892	1262	54	24	22	128	17
D7D22W24H48	1400	1680	1120	48	24	22	121	15
D7D22W18H54	1183	1420	946	54	18	22	111	12
D7D22W18H48	1122	1346	898	48	18	22	105	11
D7D20W36H54	2418	2902	1934	54	36	20	151	23
D7D20W36H48	2149	2579	1719	48	36	20	144	20
D7D20W30H54	1791	2149	1433	54	30	20	136	19
D7D20W30H48	1592	1910	1274	48	30	20	129	17
D7D20W24H54	1439	1727	1151	54	24	20	120	15
D7D20W24H48	1274	1529	1019	48	24	20	114	13
D7D20W18H54	1111	1333	889	54	18	20	105	11
D7D20W18H48	1069	1283	855	48	18	20	99	10

- Storage with 1 fixed shelf and 2 adj. shelves

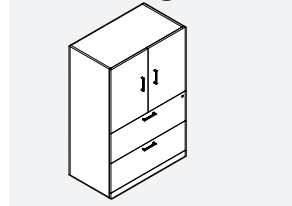
D12 • Open Storage Cabinet with Adj. Shelf above 2 Lat. File Drawers



PRODUCT CODE	FINISH OPTIONS			SIZE (INCHES)			WEIGHT LBS	VOL FT ³
	STANDARD	WOOD	LAMINATE	H	W	D		
D12D22W36H54	3369	4043	2695	54	36	22	167	24
D12D22W36H48	2995	3594	2396	48	36	22	159	23
D12D22W30H54	2918	3502	2334	54	30	22	154	20
D12D22W30H48	2594	3113	2075	48	30	22	146	19
D12D20W36H54	3230	3876	2584	54	36	20	160	19
D12D20W36H48	2871	3445	2297	48	36	20	152	23
D12D20W30H54	2797	3356	2238	54	30	20	147	19
D12D20W30H48	2485	2982	1988	48	30	20	140	21

- Storage with 1 adj. shelf

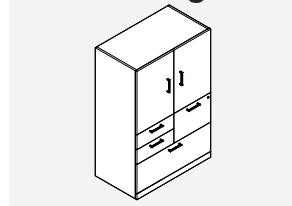
D13 • Storage Cabinet with Doors & Adj. Shelf above 2 Lat. File Drawers



PRODUCT CODE	FINISH OPTIONS			SIZE (INCHES)			WEIGHT LBS	VOL FT ³
	STANDARD	WOOD	LAMINATE	H	W	D		
D13D22W36H54	3587	4304	2870	54	36	22	183	24
D13D22W36H48	3189	3827	2551	48	36	22	171	23
D13D22W30H54	3247	3896	2598	54	30	22	167	20
D13D22W30H48	2886	3463	2309	48	30	22	157	19
D13D20W36H54	3439	4127	2751	54	36	20	176	19
D13D20W36H48	3055	3666	2444	48	36	20	164	23
D13D20W30H54	3113	3736	2490	48	30	20	161	19
D13D20W30H48	2768	3322	2214	54	30	20	150	21

- Storage with 1 adj. shelf

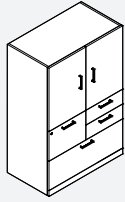
D15-R • Storage Cabinet with Doors & Adj. Shelf above Right Combination Storage



PRODUCT CODE	FINISH OPTIONS			SIZE (INCHES)			WEIGHT LBS	VOL FT ³
	STANDARD	WOOD	LAMINATE	H	W	D		
D15D22W36H54R	3917	4700	3134	54	36	22	205	23
D15D22W36H48R	3519	4223	2815	48	36	22	193	23
D15D20W36H54R	3441	4129	2753	54	36	20	198	24
D15D20W36H48R	3386	4063	2709	48	36	20	186	24

- Storage with 1 adj. shelf
- Modular combination storage with 1 lat. file, 2 boxes top left & 1 file top right

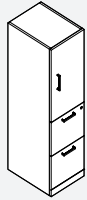
D15-L • Storage Cabinet with Doors & Adj. Shelf above Left Combination Storage



PRODUCT CODE	FINISH OPTIONS			SIZE (INCHES)			WEIGHT LBS	VOL FT ³
	STANDARD	WOOD	LAMINATE	H	W	D		
D15D22W36H54L	3917	4700	3134	54	36	22	205	23
D15D22W36H48L	3519	4223	2815	48	36	22	193	23
D15D20W36H54L	3441	4129	2753	54	36	20	198	24
D15D20W36H48L	3386	4063	2709	48	36	20	186	24

- Storage with 1 adj. shelf
- Modular combination storage with 1 lat. file, 2 boxes top right & 1 file top left

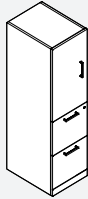
D17-R • Right Storage Cabinet with Door & Adj. Shelf above FF Drawers



PRODUCT CODE	FINISH OPTIONS			SIZE (INCHES)			WEIGHT LBS	VOL FT ³
	STANDARD	WOOD	LAMINATE	H	W	D		
D17D22W16H54R	2668	3202	2134	54	15.5	22	130	13
D17D22W16H48R	2372	2846	1898	48	15.5	22	122	13
D17D20W16H54R	2427	2912	1942	54	15.5	20	125	13
D17D20W16H48R	2157	2588	1726	48	15.5	20	118	13

- Storage with 1 adj. shelf

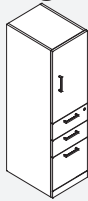
D17-L • Left Storage Cabinet with Door & Adj. Shelf above FF Drawers



PRODUCT CODE	FINISH OPTIONS			SIZE (INCHES)			WEIGHT LBS	VOL FT ³
	STANDARD	WOOD	LAMINATE	H	W	D		
D17D22W16H54L	2668	3202	2134	54	15.5	22	130	13
D17D22W16H48L	2372	2846	1898	48	15.5	22	122	13
D17D20W16H54L	2427	2912	1942	54	15.5	20	125	13
D17D20W16H48L	2157	2588	1726	48	15.5	20	118	13

- Storage with 1 adj. shelf

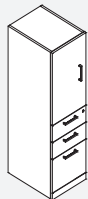
D18-R • Right Storage Cabinet with Door & Adj. Shelf above BBF Drawers



PRODUCT CODE	FINISH OPTIONS			SIZE (INCHES)			WEIGHT LBS	VOL FT ³
	STANDARD	WOOD	LAMINATE	H	W	D		
D18D22W16H54R	2668	3202	2134	54	15.5	22	129	10
D18D22W16H48R	2372	2846	1898	48	15.5	22	122	9
D18D20W16H54R	2427	2912	1942	54	15.5	20	124	10
D18D20W16H48R	2157	2588	1726	48	15.5	20	117	9

- Storage with 1 adj. shelf

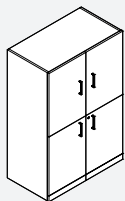
D18-L • Left Storage Cabinet with Door & Adj. Shelf above BBF Drawers



PRODUCT CODE	FINISH OPTIONS			SIZE (INCHES)			WEIGHT LBS	VOL FT ³
	STANDARD	WOOD	LAMINATE	H	W	D		
D18D22W16H54L	2668	3202	2134	54	15.5	22	129	10
D18D22W16H48L	2372	2846	1898	48	15.5	22	122	9
D18D20W16H54L	2427	2912	1942	54	15.5	20	124	10
D18D20W16H48L	2157	2588	1726	48	15.5	20	117	9

- Storage with 1 adj. shelf

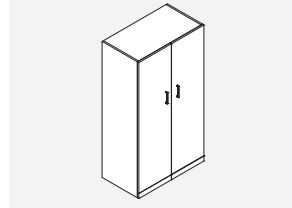
D23 • Closed Storage Cabinet with Upper & Lower Split Doors & Adj. Shelves



PRODUCT CODE	FINISH OPTIONS			SIZE (INCHES)			WEIGHT LBS	VOL FT ³
	STANDARD	WOOD	LAMINATE	H	W	D		
D23D22W36H54	2911	3493	2329	54	36	22	194	24
D23D22W36H48	2589	3107	2071	48	36	22	182	23
D23D22W30H54	2855	3426	2284	54	30	22	172	20
D23D22W30H48	2538	3046	2030	48	30	22	161	19
D23D20W36H54	2646	3175	2117	54	36	20	184	24
D23D20W36H48	2354	2825	1883	48	36	20	173	23
D23D20W30H54	2594	3113	2075	54	30	20	163	20
D23D20W30H48	2306	2767	1845	48	30	20	153	19

- Storage with 1 fixed shelf and 2 adj. shelves

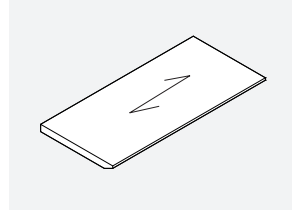
D25 • Cabinet with Doors, Storage with Adj. Shelves on Right & Wardrobe on Left



PRODUCT CODE	FINISH OPTIONS			SIZE (INCHES)			WEIGHT LBS	VOL FT ³
	STANDARD	WOOD	LAMINATE	H	W	D		
D25D22W36H54	2932	3518	2346	54	36	22	174	24
D25D22W36H48	2605	3126	2084	48	36	22	162	23
D25D22W30H54	2875	3450	2300	54	30	22	155	20
D25D22W30H48	2555	3066	2044	48	30	22	145	19
D25D20W36H54	2808	3370	2246	54	36	20	166	24
D25D20W36H48	2497	2996	1998	48	36	20	155	23
D25D20W30H54	2754	3305	2203	54	30	20	148	20
D25D20W30H48	2450	2940	1960	48	30	20	138	19

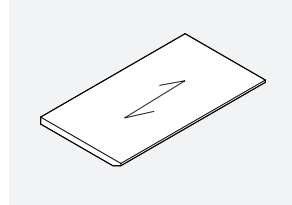
- Storage with 3 adj. shelves
- Wardrobe with coat rack and fixed hat shelf

D-17T • 17" Tops for Bookcases



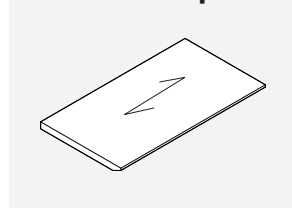
PRODUCT CODE	PRICE WOOD	SIZE (INCHES)			WEIGHT LBS	VOL FT ³
		H	W	D		
D3617T	509	1	36	17	27	1
D3017T	425	1	30	17	23	1

D-19T • 19" Tops for Modular Storage



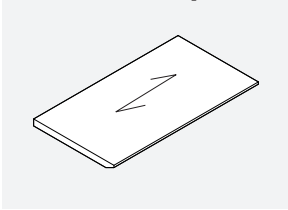
PRODUCT CODE	PRICE WOOD	SIZE (INCHES)			WEIGHT LBS	VOL FT ³
		H	W	D		
D9619T	1546	1.5	96	18.5	82	1
D9019T	1452	1.5	90	18.5	78	1
D8419T	1355	1.5	84	18.5	74	1
D7819T	1289	1.5	78	18.5	70	1
D7219T	1161	1.5	72	18.5	67	1
D6619T	1063	1.5	66	18.5	63	1
D6019T	968	1.5	60	18.5	59	1
D4219T	747	1.5	42	18.5	48	1
D3619T	640	1.5	36	18.5	44	1
D3019T	530	1.5	30	18.5	41	1

D-20T • 20" Tops for Metal Lateral Files with Wood Fronts



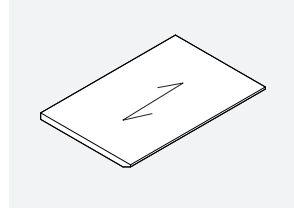
PRODUCT CODE	PRICE WOOD	SIZE (INCHES)			WEIGHT LBS	VOL FT ³
		H	W	D		
D9620T	1546	1	96	20	86	1
D9020T	1452	1	90	20	82	1
D8420T	1355	1	84	20	78	1
D7820T	1258	1	78	20	74	1
D7220T	1161	1	72	20	70	1
D6620T	1063	1	66	20	66	1
D6020T	968	1	60	20	62	1
D4220T	747	1	42	20	50	1
D3620T	640	1	36	20	46	1
D3020T	530	1	30	20	42	1

D-22T • 22" Tops for Modular Storage



PRODUCT CODE	PRICE WOOD	SIZE (INCHES)			WEIGHT LBS	VOL FT3
		H	W	D		
D12022T	2126	1	120	22	111	2
D11822T	2090	1	118	22	109	2
D11622T	2055	1	116	22	108	2
D11422T	2020	1	114	22	106	2
D11222T	1983	1	112	22	105	2
D11022T	1949	1	110	22	103	2
D10822T	1913	1	108	22	102	2
D10622T	1876	1	106	22	100	2
D10422T	1841	1	104	22	99	2
D10222T	1808	1	102	22	97	2
D10022T	1774	1	100	22	96	2
D9822T	1735	1	98	22	94	2
D9622T	1702	1	96	22	93	2
D9422T	1668	1	94	22	91	2
D9222T	1631	1	92	22	90	2
D9022T	1595	1	90	22	89	2
D8822T	1560	1	88	22	87	2
D8622T	1524	1	86	22	86	2
D8422T	1489	1	84	22	84	2
D8222T	1454	1	82	22	83	2
D8022T	1418	1	80	22	81	2
D7822T	1384	1	78	22	80	2
D7622T	1349	1	76	22	78	2
D7422T	1311	1	74	22	77	2
D7222T	1277	1	72	22	75	2
D7022T	1242	1	70	22	74	2
D6822T	1207	1	68	22	72	2
D6622T	1173	1	66	22	71	2
D6422T	1135	1	64	22	69	1
D6222T	1097	1	62	22	68	1
D6022T	1062	1	60	22	66	1
D5822T	1030	1	58	22	65	1
D5622T	994	1	56	22	63	1
D5422T	956	1	54	22	62	1
D5222T	923	1	52	22	60	1
D5022T	889	1	50	22	59	1
D4822T	851	1	48	22	57	1
D4222T	822	1	42	22	53	1
D4022T	782	1	40	22	52	1
D3822T	744	1	38	22	50	1
D3622T	704	1	36	22	49	1
D3422T	660	1	34	22	47	1
D3222T	624	1	32	22	46	1
D3022T	584	1	30	22	44	1
D2422T	561	1	24	22	40	1
D1822T	400	1	18	22	35	1
D1622T	375	1	16	22	34	1
D1222T	279	1	12	22	31	1

D-24T • 24" Tops for Modular Storage



PRODUCT CODE	PRICE WOOD	SIZE (INCHES)			WEIGHT LBS	VOL FT3
		H	W	D		
D12024T	2319	1	120	24	119	2
D11824T	2279	1	118	24	117	2
D11624T	2248	1	116	24	115	2
D11424T	2220	1	114	24	114	2
D11224T	2165	1	112	24	112	2
D11024T	2129	1	110	24	111	2
D10824T	2088	1	108	24	109	2
D10624T	2047	1	106	24	107	2
D10424T	2011	1	104	24	106	2
D10224T	1975	1	102	24	104	2
D10024T	1935	1	100	24	103	2
D9824T	1893	1	98	24	101	2
D9624T	1856	1	96	24	99	2
D9424T	1816	1	94	24	98	2
D9224T	1779	1	92	24	96	2
D9024T	1739	1	90	24	95	2
D8824T	1703	1	88	24	93	2
D8624T	1661	1	86	24	91	2
D8424T	1624	1	84	24	90	2
D8224T	1586	1	82	24	88	2
D8024T	1546	1	80	24	86	2
D7824T	1524	1	78	24	85	2
D7624T	1471	1	76	24	83	2
D7424T	1432	1	74	24	82	2
D7224T	1392	1	72	24	80	2
D7024T	1354	1	70	24	78	2
D6824T	1313	1	68	24	77	2
D6624T	1277	1	66	24	75	2
D6424T	1239	1	64	24	74	1
D6224T	1200	1	62	24	74	1
D6024T	1159	1	60	24	70	1
D5824T	1121	1	58	24	69	1
D5624T	1084	1	56	24	67	1
D5424T	1045	1	54	24	66	1
D5224T	1007	1	52	24	64	1
D5024T	969	1	50	24	62	1
D4824T	927	1	48	24	61	1
D4224T	895	1	42	24	56	1
D4024T	853	1	40	24	54	1
D3824T	815	1	38	24	53	1
D3624T	767	1	36	24	51	1
D3424T	718	1	34	24	49	1
D3224T	680	1	32	24	48	1
D3024T	613	1	30	24	46	1
D2424T	584	1	24	24	41	1
D1824T	421	1	18	24	37	1
D1624T	409	1	16	24	35	1
D1224T	307	1	12	24	32	1

HUTCHES & WALL MOUNT STORAGE • TECHNICAL INFORMATION

- All Hutches and Wall Mount units have Doors in wood, Chassis are in low pressure laminate.

Hutches

- All Hutches are shipped assembled.
- Handles can be specified for hutches with wood doors
- Handles cannot be specified on Aluminum Framed Glass Doors.
- Frosted glass door is standard.

Open Shelf Hutch

- Includes 1 Adjustable Shelf.
- No Tackboard is available for use with this Hutch.

Closed Pigeon Hole Storage Hutch

- 42" unit has 21.5" of clearance.

Closed Storage Hutch

- 36" unit has 19.5" of clearance.
- 42" and 54" units have 25.5" of clearance.
- For Lock option see Page K.8

Tasklight

For proper size see section A.19

- If Handle is specified:
 - Black and Brass Handle = Black Lock & Grommet.
 - Silver, Nickel and Tungsten Handle = Tungsten Lock & Grommet.
- To choose All Wood Finish, add suffix "W" to the end of the product code.
- To choose All Laminate Finish, add suffix "P1", "P2" or "P3" to the end of the product code (see page A.10 and A.11).

HUTCHES & WALL MOUNT STORAGE • GUIDELINES FOR ORDERING PRODUCT

CODES: The price list uses a numbering system with meaningful alphanumeric characters to create a simple-to-understand product number. This makes specifying the product easy and accurate.

SPECIFICATION EXAMPLE OF A HUTCH UNIT

PRODUCT CODE:

D102SH42
 D = Dufferin Series
 102 = Size: Width
 SH = Hutch with Wood Doors
 42 = Size: Height

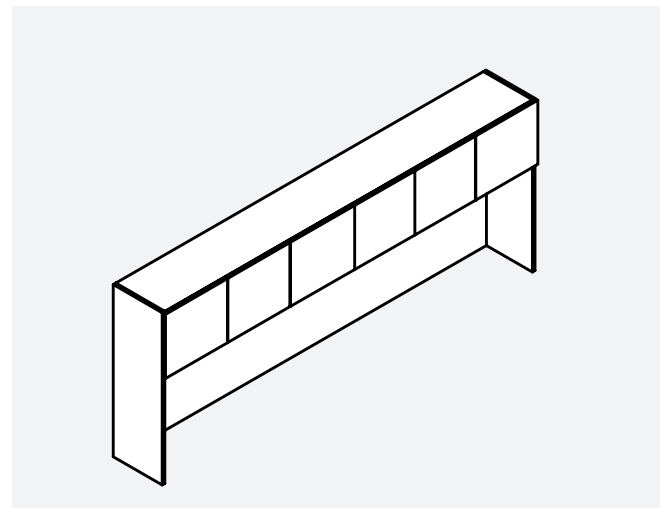
CHOOSE FINISH OPTION:

Standard Finish:
 Choose Laminate Finish & Veneer Finish

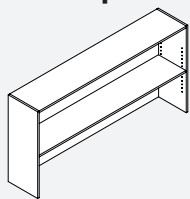
All Wood Finish:
 Choose Veneer Finish

All Laminate Finish:
 Choose Laminate Finish

HANDLE OPTION:
 Choose a handle



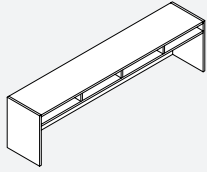
D-CL36 • Open Shelf Hutch



PRODUCT CODE	FINISH OPTIONS			SIZE (INCHES)			WEIGHT LBS	VOL FT3
	STANDARD	WOOD	LAMINATE	H	W	D		
D72CL36	1827	2192	1462	36	72	14	116	23
D66CL36	1694	2033	1355	36	66	14	110	21
D60CL36	1506	1807	1205	36	60	14	103	19
D48CL36	1431	1717	1145	36	48	14	91	15
D42CL36	1300	1560	1040	36	42	14	84	13
D36CL36	1217	1460	974	36	35	14	77	11
D30CL36	1013	1216	810	36	30	14	71	9

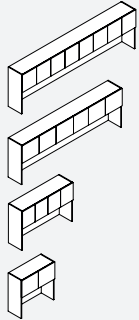
- With 1 adj. shelf

D-CL19 • Pigeon Hole Hutch



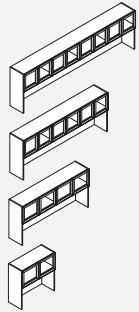
PRODUCT CODE	FINISH OPTIONS			SIZE (INCHES)			WEIGHT LBS	VOL FT3
	STANDARD	WOOD	LAMINATE	H	W	D		
D72CL19	1205	1446		19	72	14	88	12
D66CL19	1104	1325		19	66	14	83	11
D60CL19	1004	1205		19	60	14	78	9
D48CL19	802	962		19	48	14	69	8
D42CL19	703	844		19	42	14	64	7
D36CL19	603	724		19	35	14	59	6
D30CL19	502	602		19	30	14	55	5

D-SH36 • 36" High Storage Hutch with Wood Doors



PRODUCT CODE	FINISH OPTIONS			SIZE (INCHES)			WEIGHT LBS	VOL FT3
	STANDARD	WOOD	LAMINATE	H	W	D		
D108SH36	4454	5345	3563	36	108	15	190	34
D102SH36	4203	5044	3362	36	102	15	181	32
D96SH36	3958	4750	3166	36	96	15	173	30
D90SH36	3709	4451	2967	36	90	15	165	28
D84SH36	3463	4156	2770	36	84	15	156	26
D78SH36	3216	3859	2573	36	78	15	148	24
D72SH36	2970	3564	2376	36	72	15	140	23
D66SH36	2858	3430	2286	36	66	15	132	21
D60SH36	2720	3264	2176	36	60	15	123	19
D36SH36	1856	2227	1485	36	35	15	89	11
D30SH36	1625	1950	1300	36	30	15	82	9

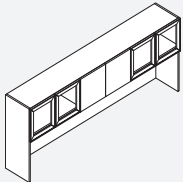
D-SH36G • 36" High Storage Hutch with Glass Doors



PRODUCT CODE	FINISH OPTIONS			SIZE (INCHES)			WEIGHT LBS	VOL FT3
	STANDARD	WOOD	LAMINATE	H	W	D		
D108SH36G	6479	7775		36	108	15	202	34
D102SH36G	5812	6974		36	102	15	193	32
D96SH36G	5544	6653		36	96	15	184	30
D90SH36G	5272	6326		36	90	15	175	28
D84SH36G	5003	6004		36	84	15	166	26
D78SH36G	4738	5686		36	78	15	157	24
D72SH36G	4058	4870		36	72	15	148	23
D66SH36G	3948	4738		36	66	15	139	21
D60SH36G	3748	4498		36	60	15	130	19
D36SH36G	2397	2876		36	35	15	93	11
D30SH36G	2134	2561		36	30	15	85	9

- Aluminum framed glass doors

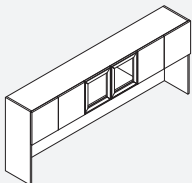
D-SH36GDG • 36" High Storage Hutch with Glass & Wood Doors



PRODUCT CODE	FINISH OPTIONS			SIZE (INCHES)			WEIGHT LBS	VOL FT3
	STANDARD	WOOD	LAMINATE	H	W	D		
D102SH36GDG	5228	6274	4182	36	102	15	189	32
D96SH36GDG	4979	5975	3983	36	96	15	180	30
D90SH36GDG	4732	5678	3786	36	90	15	171	28
D84SH36GDG	4275	5130	3420	36	84	15	163	26

- Doors at centre and aluminum framed glass doors at ends

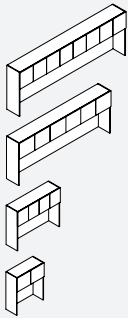
D-SH36DGD • 36" High Storage Hutch with Glass & Wood Doors



PRODUCT CODE	FINISH OPTIONS			SIZE (INCHES)			WEIGHT LBS	VOL FT3
	STANDARD	WOOD	LAMINATE	H	W	D		
D102SH36DGD	4715	5658	3772	36	102	15	185	32
D96SH36DGD	4340	5208	3472	36	96	15	177	30
D90SH36DGD	4220	5064	3376	36	90	15	168	28
D84SH36DGD	3974	4769	3179	36	84	15	160	26

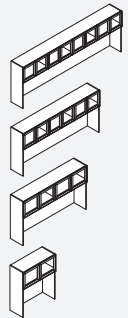
- Aluminum framed glass doors at centre and doors at ends

D-SH42 • 42" High Storage Hutch with Wood Doors



PRODUCT CODE	FINISH OPTIONS			SIZE (INCHES)			WEIGHT LBS	VOL FT ³
	STANDARD	WOOD	LAMINATE	H	W	D		
D108SH42	5194	6233	4155	43	108	15	206	39
D102SH42	4904	5885	3923	43	102	15	197	37
D96SH42	4616	5539	3693	43	96	15	188	35
D90SH42	4326	5191	3461	43	90	15	179	33
D84SH42	4043	4852	3234	43	84	15	170	31
D78SH42	3751	4501	3001	43	78	15	161	38
D72SH42	3463	4156	2770	43	72	15	152	26
D66SH42	3335	4002	2668	43	66	15	143	24
D60SH42	3174	3809	2539	43	60	15	134	22
D36SH42	2166	2599	1733	43	35	15	96	13
D30SH42	1896	2275	1517	43	30	15	89	11

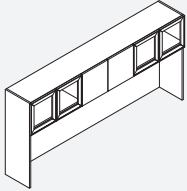
D-SH42G • 42" High Storage Hutch with Glass Doors



PRODUCT CODE	FINISH OPTIONS			SIZE (INCHES)			WEIGHT LBS	VOL FT ³
	STANDARD	WOOD	LAMINATE	H	W	D		
D108SH42G	7217	8660		43	108	15	218	39
D102SH42G	6512	7814		43	102	15	208	37
D96SH42G	6203	7444		43	96	15	199	35
D90SH42G	5889	7067		43	90	15	189	33
D84SH42G	5583	6700		43	84	15	179	31
D78SH42G	5271	6325		43	78	15	170	38
D72SH42G	4550	5460		43	72	15	160	26
D66SH42G	4390	5268		43	66	15	150	24
D60SH42G	4234	5081		43	60	15	141	22
D36SH42G	2706	3247		43	35	15	100	13
D30SH42G	2405	2886		43	30	15	92	11

- Aluminum framed glass doors

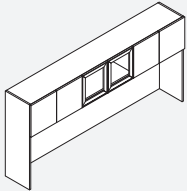
D-SH42GDG • 42" High Storage Hutch with Glass & Wood Doors



PRODUCT CODE	FINISH OPTIONS			SIZE (INCHES)			WEIGHT LBS	VOL FT ³
	STANDARD	WOOD	LAMINATE	H	W	D		
D102SH42GDG	6795	8154	5436	43	102	15	205	37
D96SH42GDG	6394	7673	5115	43	96	15	195	35
D90SH42GDG	5994	7193	4795	43	90	15	186	33
D84SH42GDG	5594	6713	4475	43	84	15	176	31

- Doors at centre and aluminum framed glass doors at ends

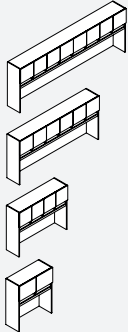
D-SH42DGD • 42" High Storage Hutch with Glass & Wood Doors



PRODUCT CODE	FINISH OPTIONS			SIZE (INCHES)			WEIGHT LBS	VOL FT ³
	STANDARD	WOOD	LAMINATE	H	W	D		
D102SH42DGD	5685	6822	4548	43	102	15	201	37
D96SH42DGD	5127	6152	4102	43	96	15	191	35
D90SH42DGD	4838	5806	3870	43	90	15	182	33
D84SH42DGD	4550	5460	3640	43	84	15	173	31

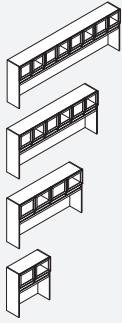
- Aluminum framed glass doors at centre and doors at ends

D-SHP42 • 42" High Storage Hutch with Pigeon-Holes & Wood Doors



PRODUCT CODE	FINISH OPTIONS			SIZE (INCHES)			WEIGHT LBS	VOL FT ³
	STANDARD	WOOD	LAMINATE	H	W	D		
D108SHP42	6232	7478	4986	43	108	15	201	39
D102SHP42	5886	7063	4709	43	102	15	193	37
D96SHP42	5537	6644	4430	43	96	15	184	35
D90SHP42	5194	6233	4155	43	90	15	175	33
D84SHP42	4848	5818	3878	43	84	15	166	31
D78SHP42	4500	5400	3600	43	78	15	158	38
D72SHP42	4151	4981	3321	43	72	15	149	26
D66SHP42	4001	4801	3201	43	66	15	140	24
D60SHP42	3799	4559	3039	43	60	15	131	22
D36SHP42	2598	3118	2078	43	35	15	95	13
D30SHP42	2274	2729	1819	43	30	15	88	11

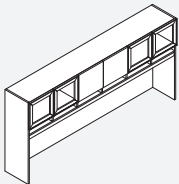
D-SHP42G • 42" High Storage Hutch with Pigeon-Holes & Glass Doors



PRODUCT CODE	FINISH OPTIONS			SIZE (INCHES)			WEIGHT LBS	VOL FT ³
	STANDARD	WOOD	LAMINATE	H	W	D		
D108SHP42G	8209	9851		43	108	15	218	39
D102SHP42G	7453	8944		43	102	15	208	37
D96SHP42G	7102	8522		43	96	15	199	35
D90SHP42G	6915	8298		43	90	15	189	33
D84SHP42G	6343	7612		43	84	15	179	31
D78SHP42G	5977	7172		43	78	15	170	38
D72SHP42G	5213	6256		43	72	15	160	26
D66SHP42G	5042	6050		43	66	15	150	24
D60SHP42G	4805	5766		43	60	15	141	22
D36SHP42G	3122	3746		43	35	15	100	13
D30SHP42G	2784	3341		43	30	15	92	11

- Aluminum framed glass doors

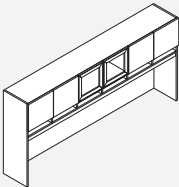
D-SHP42GDG • 42" High Storage Hutch with Pigeon-Holes, Glass & Wood Doors



PRODUCT CODE	FINISH OPTIONS			SIZE (INCHES)			WEIGHT LBS	VOL FT ³
	STANDARD	WOOD	LAMINATE	H	W	D		
D102SHP42GDG	6881	8257	5505	43	102	15	205	37
D96SHP42GDG	6534	7841	5227	43	96	15	195	35
D90SHP42GDG	6188	7426	4950	43	90	15	186	33
D84SHP42GDG	5565	6678	4452	43	84	15	176	31

- Doors at centre and aluminum framed glass doors at ends

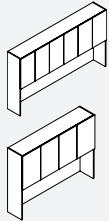
D-SHP42DGD • 42" High Storage Hutch with Pigeon-Holes Glass, & Wood Doors



PRODUCT CODE	FINISH OPTIONS			SIZE (INCHES)			WEIGHT LBS	VOL FT ³
	STANDARD	WOOD	LAMINATE	H	W	D		
D102SHP42DGD	6395	7674	5116	43	102	15	201	37
D96SHP42DGD	5752	6902	4602	43	96	15	191	35
D90SHP42DGD	5481	6577	4385	43	90	15	182	33
D84SHP42DGD	5345	6414	4276	43	84	15	173	31

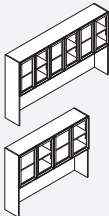
- Aluminum framed glass doors at centre and doors at ends

D-2SH54 • 54" High Storage Hutch with Wood Doors



PRODUCT CODE	FINISH OPTIONS			SIZE (INCHES)			WEIGHT LBS	VOL FT ³
	STANDARD	WOOD	LAMINATE	H	W	D		
D962SH54	5935	7122	4748	55	96	15	258	45
D902SH54	5565	6678	4452	55	90	15	245	42
D842SH54	5194	6233	4155	55	84	15	232	39
D782SH54	4822	5786	3858	55	78	15	219	37
D722SH54	4454	5345	3563	55	72	15	206	34
D662SH54	4286	5143	3429	55	66	15	193	31
D602SH54	4081	4897	3265	55	60	15	180	28

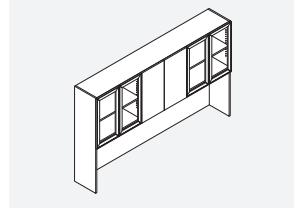
D-2SH54G • 54" High Storage Hutch with Glass Doors



PRODUCT CODE	FINISH OPTIONS			SIZE (INCHES)			WEIGHT LBS	VOL FT ³
	STANDARD	WOOD	LAMINATE	H	W	D		
D962SH54G	7919	9503		55	96	15	248	45
D902SH54G	7379	8855		55	90	15	236	42
D842SH54G	6830	8196		55	84	15	223	39
D782SH54G	6284	7541		55	78	15	211	37
D722SH54G	5741	6889		55	72	15	199	34
D662SH54G	5532	6638		55	66	15	186	31
D602SH54G	5289	6347		55	60	15	174	28

- Aluminum framed glass doors
- With 1 adj. shelf

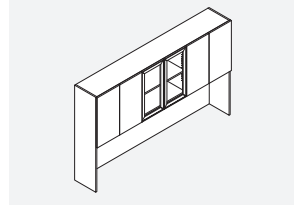
D-2SH54GDG • 54" High Storage Hutch with Glass & Wood Doors



PRODUCT CODE	FINISH OPTIONS			SIZE (INCHES)			WEIGHT LBS	VOL FT ³
	STANDARD	WOOD	LAMINATE	H	W	D		
D962SH54GDG	7145	8574	5716	55	96	15	45	45
D902SH54GDG	6773	8128	5418	55	90	15	42	42
D842SH54GDG	6403	7684	5122	55	84	15	39	39

- Doors at centre and aluminum framed glass doors at ends
- With 1 adj. shelf

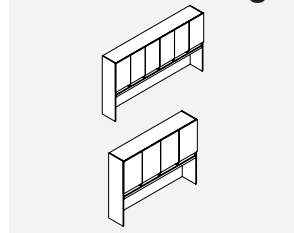
D-2SH54DGD • 54" High Storage Hutch with Glass & Wood Doors



PRODUCT	FINISH OPTIONS			SIZE (INCHES)			WEIGHT LBS	VOL FT ³
	STANDARD	WOOD	LAMINATE	H	W	D		
D962SH54DGD	6537	7844	5230	55	96	15	241	45
D902SH54DGD	6170	7404	4936	55	90	15	229	42
D842SH54DGD	5798	6958	4638	55	84	15	217	39

- Aluminum framed glass doors at centre and doors at ends
- With 1 adj. shelf

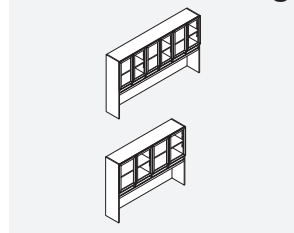
D-2SHP54 • 54" High Storage Hutch with Pigeon-Holes & Wood Doors



PRODUCT CODE	FINISH OPTIONS			SIZE (INCHES)			WEIGHT LBS	VOL FT ³
	STANDARD	WOOD	LAMINATE	H	W	D		
D962SHP54	7125	8550	5700	55	96	15	254	45
D902SHP54	6679	8015	5343	55	90	15	242	42
D842SHP54	6230	7476	4984	55	84	15	229	39
D782SHP54	5786	6943	4629	55	78	15	216	37
D722SHP54	5344	6413	4275	55	72	15	203	34
D662SHP54	5143	6172	4114	55	66	15	190	31
D602SHP54	4901	5881	3921	55	60	15	178	28

- With 1 adj. shelf

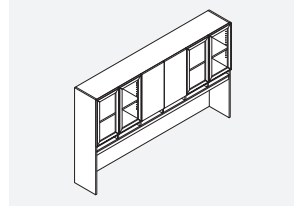
D-2SHP54G • 54" High Storage Hutch with Pigeon-Holes & Glass Doors



PRODUCT CODE	FINISH OPTIONS			SIZE (INCHES)			WEIGHT LBS	VOL FT ³
	STANDARD	WOOD	LAMINATE	H	W	D		
D962SHP54G	9109	10931		55	96	15	248	45
D902SHP54G	8488	10186		55	90	15	236	42
D842SHP54G	7866	9439		55	84	15	223	39
D782SHP54G	7250	8700		55	78	15	211	37
D722SHP54G	6629	7955		55	72	15	199	34
D662SHP54G	6391	7669		55	66	15	186	31
D602SHP54G	6105	7326		55	60	15	174	28

- Aluminum framed glass doors
- With 1 adj. shelf

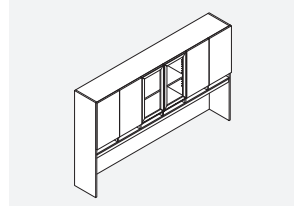
D-2SHP54GDG • 54" High Storage Hutch with Pigeon-Holes, Glass & Wood Doors



PRODUCT CODE	FINISH OPTIONS			SIZE (INCHES)			WEIGHT LBS	VOL FT ³
	STANDARD	WOOD	LAMINATE	H	W	D		
D962SHP54GDG	8331	9997	6665	55	96	15	245	45
D902SHP54GDG	7887	9464	6310	55	90	15	232	42
D842SHP54GDG	7440	8928	5952	55	84	15	220	39

- Doors at centre and aluminum framed glass doors at ends
- With 1 adj. shelf

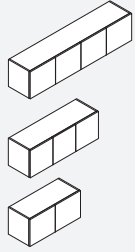
D-2SHP54DGD • 54" High Storage Hutch with Pigeon-Holes, Glass & Wood Doors



PRODUCT CODE	FINISH OPTIONS			SIZE (INCHES)			WEIGHT LBS	VOL FT ³
	STANDARD	WOOD	LAMINATE	H	W	D		
D962SHP54DGD	7726	9271	6181	55	96	15	241	45
D902SHP54DGD	7281	8737	5825	55	90	15	229	42
D842SHP54DGD	6833	8200	5466	55	84	15	217	39

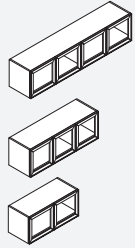
- Aluminum framed glass doors at centre and doors at ends
- With 1 adj. shelf

DSF • Wall Mount Storage with Wood Doors



PRODUCT CODE	FINISH OPTIONS			SIZE (INCHES)			WEIGHT LBS	VOL FT3
	STANDARD	WOOD	LAMINATE	H	W	D		
DSF72	2122	2546	1698	16.5	72	15.5	105	10
DSF66	1947	2336	1558	16.5	66	15.5	99	9
DSF60	1766	2119	1413	16.5	60	15.5	93	8
DSF54	1590	1908	1272	16.5	54	15.5	86	7
DSF48	1415	1698	1132	16.5	48	15.5	80	7
DSF42	1299	1559	1039	16.5	42	15.5	74	6
DSF36	1274	1529	1019	16.5	36	15.5	68	5
DSF30	1251	1501	1001	16.5	30	15.5	62	4

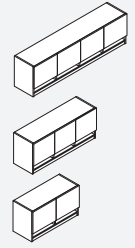
DSF-G • Wall Mount Storage with Glass Doors



PRODUCT CODE	FINISH OPTIONS			SIZE (INCHES)			WEIGHT LBS	VOL FT3
	STANDARD	WOOD	LAMINATE	H	W	D		
DSF72G	3278	3934		16.5	72	15.5	135	10
DSF66G	3045	3654		16.5	66	15.5	126	9
DSF60G	2855	3426		16.5	60	15.5	117	8
DSF54G	2555	3066		16.5	54	15.5	109	7
DSF48G	2258	2710		16.5	48	15.5	100	7
DSF42G	2005	2406		16.5	42	15.5	91	6
DSF36G	1854	2225		16.5	36	15.5	83	5
DSF30G	1799	2159		16.5	30	15.5	74	4

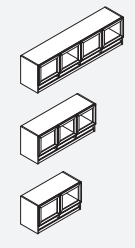
• Aluminum framed glass doors

DSFP • Wall Mount Storage with Pigeon-Holes & Wood Doors



PRODUCT CODE	FINISH OPTIONS			SIZE (INCHES)			WEIGHT LBS	VOL FT3
	STANDARD	WOOD	LAMINATE	H	W	D		
DSFP72	2543	3052	2034	20	72	15.5	111	12
DSFP66	2331	2797	1865	20	66	15.5	104	11
DSFP60	2123	2548	1698	20	60	15.5	98	10
DSFP54	1909	2291	1527	20	54	15.5	91	9
DSFP48	1695	2034	1356	20	48	15.5	85	8
DSFP42	1613	1936	1290	20	42	15.5	78	7
DSFP36	1528	1834	1222	20	36	15.5	72	6
DSFP30	1504	1805	1203	20	30	15.5	65	5

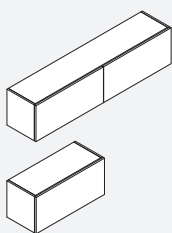
DSFP-G • Wall Mount Storage with Pigeon-Holes & Glass Doors



PRODUCT CODE	FINISH OPTIONS			SIZE (INCHES)			WEIGHT LBS	VOL FT3
	STANDARD	WOOD	LAMINATE	H	W	D		
DSFP72G	3608	4330		20	72	15.5	141	12
DSFP66G	3449	4139		20	66	15.5	132	11
DSFP60G	3177	3812		20	60	15.5	123	10
DSFP54G	2962	3554		20	54	15.5	114	9
DSFP48G	2515	3018		20	48	15.5	105	8
DSFP42G	2191	2629		20	42	15.5	96	7
DSFP36G	2091	2509		20	36	15.5	87	6
DSFP30G	2033	2440		20	30	15.5	78	5

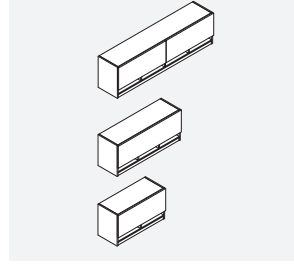
• Aluminum framed glass doors

DSFF • Wall Mount Storage with Wood Flipper Doors



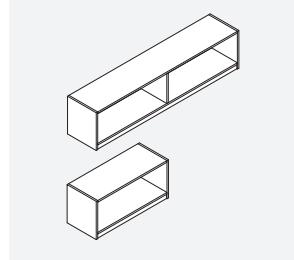
PRODUCT CODE	FINISH OPTIONS			SIZE (INCHES)			WEIGHT LBS	VOL FT3
	STANDARD	WOOD	LAMINATE	H	W	D		
DSFF72	2296	2755	1837	16.5	72	15.5	105	10
DSFF66	2105	2526	1684	16.5	66	15.5	99	9
DSFF60	1913	2296	1530	16.5	60	15.5	93	8
DSFF54	1724	2069	1379	16.5	54	15.5	86	7
DSFF48	1533	1840	1226	16.5	48	15.5	80	7
DSFF42	1420	1704	1136	16.5	42	15.5	74	6
DSFF36	1396	1675	1117	16.5	36	15.5	68	5
DSFF30	1373	1648	1098	16.5	30	15.5	62	4

DSFFP • Wall Mount Storage with Pigeon-Holes & Wood Flipper Doors



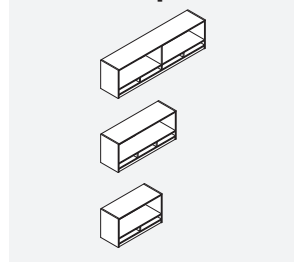
PRODUCT CODE	FINISH OPTIONS			SIZE (INCHES)			WEIGHT LBS	VOL FT ³
	STANDARD	WOOD	LAMINATE	H	W	D		
DSFFP72	2756	3307	2205	20	72	15.5	12	12
DSFFP66	2527	3032	2022	20	66	15.5	11	11
DSFFP60	2298	2758	1838	20	60	15.5	10	10
DSFFP54	2067	2480	1654	20	54	15.5	9	9
DSFFP48	1839	2207	1471	20	48	15.5	8	8
DSFFP42	1705	2046	1364	20	42	15.5	7	7
DSFFP36	1673	2008	1338	20	36	15.5	6	6
DSFFP30	1647	1976	1318	20	30	15.5	5	5

DSFO • Open Wall Mount Storage



PRODUCT CODE	FINISH OPTIONS			SIZE (INCHES)			WEIGHT LBS	VOL FT ³
	STANDARD	WOOD	LAMINATE	H	W	D		
DSFO72	2026	2431		16.5	72	14.5	85	10
DSFO66	1861	2233		16.5	66	14.5	80	9
DSFO60	1689	2027		16.5	60	14.5	76	8
DSFO54	1524	1829		16.5	54	14.5	71	7
DSFO48	1355	1626		16.5	48	14.5	67	7
DSFO42	1249	1499		16.5	42	14.5	62	6
DSFO36	1233	1480		16.5	36	14.5	58	5
DSFO30	1210	1452		16.5	30	14.5	53	4

DSFOP • Open Wall Mount Storage with Pigeon-Holes



PRODUCT CODE	FINISH OPTIONS			SIZE (INCHES)			WEIGHT LBS	VOL FT ³
	STANDARD	WOOD	LAMINATE	H	W	D		
DSFOP72	2432	2918		19.5	72	14.5	90	12
DSFOP66	2232	2678		19.5	66	14.5	85	11
DSFOP60	2027	2432		19.5	60	14.5	80	10
DSFOP54	1827	2192		19.5	54	14.5	75	9
DSFOP48	1621	1945		19.5	48	14.5	71	8
DSFOP42	1520	1824		19.5	42	14.5	66	7
DSFOP36	1477	1772		19.5	36	14.5	61	6
DSFOP30	1454	1745		19.5	30	14.5	56	5

FREESTANDING STORAGE • TECHNICAL INFORMATION

- All Freestanding Storage units have Fronts, Tops and all exposed Shelves in wood, Chassis are in low pressure laminate.

Pedestals

- All units are shipped assembled.
- Standard face locking.

Combination Storage

- All units are shipped assembled.
- No modifications accepted for this unit.
- Box drawers do not lock.
- Standard face locking.

Storage Cabinets

- Units include adjustable shelves.
- If Handle is specified:
 - Black and Brass Handle = Black Lock & Grommet.
 - Silver, Nickel and Tungsten Handle = Tungsten Lock & Grommet.
- To choose All Wood Finish, add suffix "W" to the end of the product code.
- To choose All Laminate Finish, add suffix "P1", "P2" or "P3" to the end of the product code (see page A.10 and A.11).

FREESTANDING STORAGE • GUIDELINES FOR ORDERING PRODUCT

CODES: The price list uses a numbering system with meaningful alphanumeric characters to create a simple-to-understand product number. This makes specifying the product easy and accurate.

SPECIFICATION EXAMPLE OF A HUTCH UNIT

PRODUCT CODE:

DWDM
 D = Dufferin Series
 W = Modular/Freestanding Unit
 D = Box, Box, File
 M = Mobile

CHOOSE FINISH OPTION:


Standard Finish:
 Choose Laminate Finish & Veneer Finish

All Wood Finish:
 Choose Veneer Finish


All Laminate Finish:
 Choose Laminate Finish

HANDLE OPTION:
 Choose a handle

NOTE: Arrow indicates direction of grain.



DWDB/WWDB • Freestanding BBF Pedestal



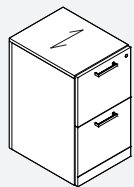
PRODUCT CODE	FINISH OPTIONS			SIZE (INCHES)			WEIGHT LBS	VOL FT3
	STANDARD	WOOD	LAMINATE	H	W	D		
DWDB	1570	1884	1256	27.5	15.5	20	87	5
DWWDB	1807	2168	1446	27.5	15.5	24	93	5

DWDM/WWDM • Freestanding Mobile BBF Pedestal



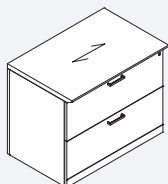
PRODUCT CODE	FINISH OPTIONS			SIZE (INCHES)			WEIGHT LBS	VOL FT3
	STANDARD	WOOD	LAMINATE	H	W	D		
DWDM	1685	2022	1348	27.5	15.5	20	70	5
DWWDM	1942	2330	1554	27.5	15.5	24	75	5

DWEM/WWEM • Freestanding Lateral File



PRODUCT CODE	FINISH OPTIONS			SIZE (INCHES)			WEIGHT LBS	VOL FT ³
	STANDARD	WOOD	LAMINATE	H	W	D		
DWEM	1791	2149	1433	27.5	15.5	20	88	5
DWWEM	2047	2456	1638	27.5	15.5	24	94	5

DF/N • Freestanding Lateral File



PRODUCT CODE	FINISH OPTIONS			SIZE (INCHES)			WEIGHT LBS	VOL FT ³
	STANDARD	WOOD	LAMINATE	H	W	D		
DF3624	2915	3498	2332	29	36	24	156	15
DF3622	2532	3038	2026	29	36	22	150	13
DN3024	2417	2900	1934	29	30	24	141	12
DN3022	2213	2656	1770	29	30	22	136	11

DF-3/N-3 • Freestanding Lateral File with 3 Drawers



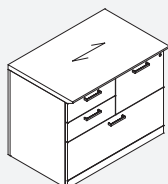
PRODUCT CODE	FINISH OPTIONS			SIZE (INCHES)			WEIGHT LBS	VOL FT ³
	STANDARD	WOOD	LAMINATE	H	W	D		
DF36243	3749	4499	2999	42	36	24	198	21
DF36223	3434	4121	2747	42	36	22	191	19
DN30243	3278	3934	2622	42	30	24	180	18
DN30223	3004	3605	2403	42	30	22	174	16

DF-4/N-4 • Freestanding Lateral File with 4 Drawers



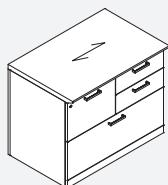
PRODUCT CODE	FINISH OPTIONS			SIZE (INCHES)			WEIGHT LBS	VOL FT ³
	STANDARD	WOOD	LAMINATE	H	W	D		
DF36244	4569	5483	3655	54	36	24	238	27
DF36224	4186	5023	3349	54	36	22	231	25
DN30244	3993	4792	3194	54	30	24	217	23
DN30224	3664	4397	2931	54	30	22	210	21

DZR • Right Combination Storage with 1 Lat. File, 2 Boxes Top Left & 1 File Top Right



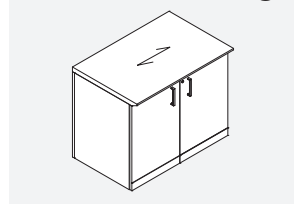
PRODUCT CODE	FINISH OPTIONS			SIZE (INCHES)			WEIGHT LBS	VOL FT ³
	STANDARD	WOOD	LAMINATE	H	W	D		
DZR3624	2992	3590	2394	29	36	24	162	15
DZR3622	2745	3294	2196	29	36	22	156	13

DZL • Left Combination Storage with 1 Lat. File, 1 File Top Left & 2 Boxes Top Right



PRODUCT CODE	FINISH OPTIONS			SIZE (INCHES)			WEIGHT LBS	VOL FT ³
	STANDARD	WOOD	LAMINATE	H	W	D		
DZL3624	2992	3590	2394	29	36	24	162	15
DZL3622	2745	3294	2196	29	36	22	156	13

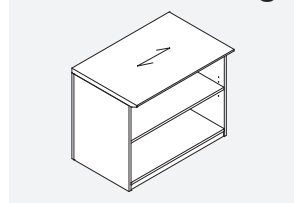
DBD • Freestanding Storage Cabinet with Doors and Adj. Shelf



PRODUCT CODE	FINISH OPTIONS			SIZE (INCHES)			WEIGHT LBS	VOL FT ³
	STANDARD	WOOD	LAMINATE	H	W	D		
DBD3624	1880	2256	1504	29	36	24	138	15
DBD3622	1723	2068	1378	29	36	22	132	13
DBD3024	1647	1976	1318	29	30	24	123	12
DBD3022	1507	1808	1206	29	30	22	117	11

- Storage with 1 adj. shelf

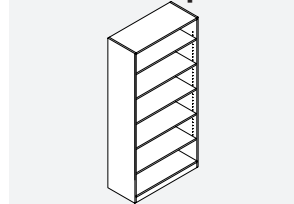
DOB • Freestanding Open Storage Cabinet with Adj. Shelf



PRODUCT CODE	FINISH OPTIONS			SIZE (INCHES)			WEIGHT LBS	VOL FT ³
	STANDARD	WOOD	LAMINATE	H	W	D		
DOB3624	1507	1808	1206	29	36	24	121	15
DOB3622	1384	1661	1107	29	36	22	114	13
DOB3024	1318	1582	1054	29	30	24	108	12
DOB3022	1207	1448	966	29	30	22	102	11

- Storage with 1 adj. shelf

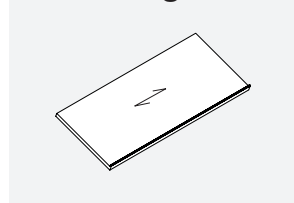
DBx-3x15 • Open Bookcase with Adj. Shelves



PRODUCT CODE	FINISH OPTIONS			SIZE (INCHES)			WEIGHT LBS	VOL FT ³
	STANDARD	WOOD	LAMINATE	H	W	D		
DB73615	2270	2724	1816	78	36	15	181	24
DB63615	2096	2515	1677	72	36	15	165	23
DB53615	1927	2312	1542	65	36	15	148	21
DB73015	1987	2384	1590	78	30	15	161	20
DB63015	1834	2201	1467	72	30	15	147	19
DB53015	1687	2024	1350	65	30	15	133	21

- 78" has 6 adj. shelves
- 72" has 5 adj. shelves
- 65" has 4 adj. shelves

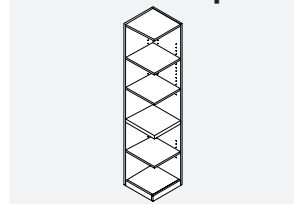
DMAG • Magazine Shelf for use with Open Bookcase



PRODUCT CODE	FINISH OPTIONS			SIZE (INCHES)			WEIGHT LBS	VOL FT ³
	STANDARD	WOOD	LAMINATE	H	W	D		
DMAG3624		220		1	36	24	26	10
DMAG3622		205		1	36	22	24	10
DMAG3620		182		1	36	20	23	9
DMAG3615		157		1	36	15	20	8
DMAG3024		186		1	30	24	23	9
DMAG3022		173		1	30	22	22	9
DMAG3020		151		1	30	20	21	8
DMAG3015		131		1	30	15	19	8

- Shelf - can be specified for each shelf in an open bookcase

DBxS-1515 • Square Open Bookcase with Adj. Shelves



PRODUCT CODE	FINISH OPTIONS			SIZE (INCHES)			WEIGHT LBS	VOL FT ³
	STANDARD	WOOD	LAMINATE	H	W	D		
DB7S1515	1788	2146	1430	78	16	16	119	10
DB6S1515	1650	1980	1320	72	16	16	110	9
DB5S1515	1520	1824	1216	65	16	16	100	9
DB4S1515	1251	1501	1001	48	16	16	82	6
DB2S1515	1024	1229	819	29	16	16	58	4

- 78" has 6 adj. shelves
- 72" has 5 adj. shelves
- 65" has 4 adj. shelves
- 48" has 3 adj. shelves
- 29" has 1 adj. shelf

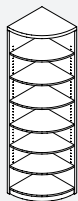
DBxR-1515 • Quarter Round Open Bookcase with Adj. Shelves



PRODUCT CODE	FINISH OPTIONS			SIZE (INCHES)			WEIGHT LBS	VOL FT ³
	STANDARD	WOOD	LAMINATE	H	W	D		
DB7R1515	1788	2146	1430	78	16	16	119	10
DB6R1515	1650	1980	1320	72	16	16	110	9
DB5R1515	1520	1824	1216	65	16	16	100	9
DB4R1515	1251	1501	1001	48	16	16	82	6
DB2R1515	1024	1229	819	29	16	16	58	4

- 78" has 6 adj. shelves
- 72" has 5 adj. shelves
- 65" has 4 adj. shelves
- 48" has 3 adj. shelves
- 29" has 1 adj. shelf

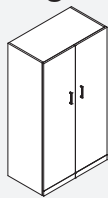
DB7R • Quarter Round Open Bookcase with Adj. Shelves



PRODUCT CODE	FINISH OPTIONS			SIZE (INCHES)			WEIGHT LBS	VOL FT ³
	STANDARD	WOOD	LAMINATE	H	W	D		
DB7R2424H84	3355	4026	2684	84	24	24	201	28
DB7R2424H72	2875	3450	2300	72	24	24	177	28
DB7R2424H65	2637	3164	2110	65	24	24	159	22
DB7R2222H84	3076	3691	2461	84	22	22	180	20
DB7R2222H72	2637	3164	2110	72	22	22	159	20
DB7R2222H65	2300	2760	1840	65	22	22	143	18
DB7R2020H84	2928	3514	2342	84	20	20	160	19
DB7R2020H72	2511	3013	2009	72	20	20	142	17
DB7R2020H65	2300	2760	1840	65	20	20	128	15

- 84" has 6 adj. shelves
- 72" has 5 adj. shelves
- 65" has 4 adj. shelves

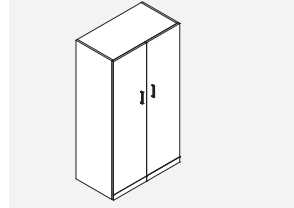
D1 • Storage Cabinet with Doors & Adj. Shelves



PRODUCT CODE	FINISH OPTIONS			SIZE (INCHES)			WEIGHT LBS	VOL FT ³
	STANDARD	WOOD	LAMINATE	H	W	D		
D1D22W36H84	4267	5120	3414	84	36	22	279	42
D1D22W36H72	3660	4392	2928	72	36	22	242	33
D1D22W36H65	3354	4025	2683	65	36	22	228	30
D1D22W30H84	3736	4483	2989	84	30	22	246	35
D1D22W30H72	3201	3841	2561	72	30	22	214	28
D1D22W30H65	2936	3523	2349	65	30	22	202	25
D1D22W24H84	3199	3839	2559	84	24	22	214	28
D1D22W24H72	2743	3292	2194	72	24	22	186	24
D1D22W24H65	2519	3023	2015	65	24	22	176	22
D1D20W36H84	4067	4880	3254	84	36	20	265	35
D1D20W36H72	3484	4181	2787	72	36	20	230	30
D1D20W36H65	3196	3835	2557	65	36	20	217	28
D1D20W30H84	3390	4068	2712	84	30	20	234	29
D1D20W30H72	2905	3486	2324	72	30	20	203	25
D1D20W30H65	2662	3194	2130	65	30	20	192	23
D1D20W24H84	2715	3258	2172	84	24	20	203	23
D1D20W24H72	2325	2790	1860	72	24	20	177	20
D1D20W24H65	2130	2556	1704	65	24	20	166	18

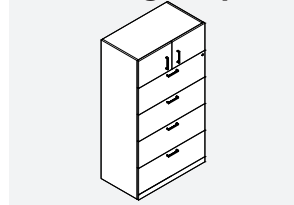
- 84" has 5 adj. Shelves
- 72" has 4 adj. Shelves
- 65" has 4 adj. Shelves

D2 • Wardrobe Cabinet with Doors, Coat Rack and Hat Shelf



PRODUCT CODE	FINISH OPTIONS			SIZE (INCHES)			WEIGHT LBS	VOL FT ³
	STANDARD	WOOD	LAMINATE	H	W	D		
D2D22W36H84	3705	4446	2964	84	36	22	225	42
D2D22W36H72	3175	3810	2540	72	36	22	202	33
D2D22W36H65	2911	3493	2329	65	36	22	188	30
D2D22W30H84	3243	3892	2594	84	30	22	202	42
D2D22W30H72	2779	3335	2223	72	30	22	181	33
D2D22W30H65	2548	3058	2038	65	30	22	169	30
D2D22W24H84	2778	3334	2222	84	24	22	178	28
D2D22W24H72	2382	2858	1906	72	24	22	160	24
D2D22W24H65	2182	2618	1746	65	24	22	149	22
D2D20W36H84	3527	4232	2822	84	36	20	216	35
D2D20W36H72	3023	3628	2418	72	36	20	194	30
D2D20W36H65	2771	3325	2217	65	36	20	180	28
D2D20W30H84	2938	3526	2350	84	30	20	193	29
D2D20W30H72	2519	3023	2015	72	30	20	173	25
D2D20W30H65	2312	2774	1850	65	30	20	161	23
D2D20W24H84	2351	2821	1881	84	24	20	170	23
D2D20W24H72	2016	2419	1613	72	24	20	153	20
D2D20W24H65	1849	2219	1479	65	24	20	142	18

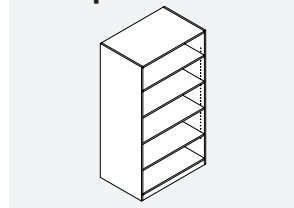
D6 • Storage Cupboard above Lat. File Cabinet with 4 Drawers



PRODUCT CODE	FINISH OPTIONS			SIZE (INCHES)			WEIGHT LBS	VOL FT ³
	STANDARD	WOOD	LAMINATE	H	W	D		
D6D22W36H84	6244	7493	4995	84	36	22	289	42
D6D22W36H72	5353	6424	4282	72	36	22	252	33
D6D22W36H65	4904	5885	3923	65	36	22	239	30
D6D22W30H84	5462	6554	4370	84	30	22	247	35
D6D22W30H72	4727	5672	3782	72	30	22	215	28
D6D22W30H65	4303	5164	3442	65	30	22	203	25
D6D20W36H84	5944	7133	4755	84	36	20	280	35
D6D20W36H72	5093	6112	4074	72	36	20	245	30
D6D20W36H65	4670	5604	3736	65	36	20	232	28
D6D20W30H84	4953	5944	3962	84	30	20	239	29
D6D20W30H72	4247	5096	3398	72	30	20	209	25
D6D20W30H65	3896	4675	3117	65	30	20	197	23

• 84" has 1 adj. shelf

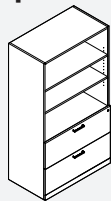
D7 • Open Bookcase with Adj. Shelves



PRODUCT CODE	FINISH OPTIONS			SIZE (INCHES)			WEIGHT LBS	VOL FT ³
	STANDARD	WOOD	LAMINATE	H	W	D		
D7D20W36H84	3254	3905	2603	84	36	20	214	35
D7D20W36H72	3010	3612	2408	72	36	20	186	30
D7D20W36H65	2791	3349	2233	65	36	20	177	28
D7D20W30H84	2715	3258	2172	84	30	20	191	29
D7D20W30H72	2325	2790	1860	72	30	20	167	25
D7D20W30H65	2132	2558	1706	65	30	20	159	23

- 84" has 6 adj. shelves
- 72" has 5 adj. shelves
- 65" has 4 adj. shelves

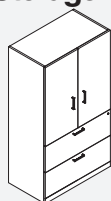
D12 • Open Cabinet with Adj. Shelves above 2 Lat. File Drawers



PRODUCT CODE	FINISH OPTIONS			SIZE (INCHES)			WEIGHT LBS	VOL FT ³
	STANDARD	WOOD	LAMINATE	H	W	D		
D12D22W36H84	4637	5564	3710	84	36	22	250	36
D12D22W36H72	3974	4769	3179	72	36	22	220	33
D12D22W36H65	3643	4372	2914	65	36	22	211	30
D12D22W30H84	4059	4871	3247	84	30	22	226	31
D12D22W30H72	3480	4176	2784	72	30	22	200	28
D12D22W30H65	3188	3826	2550	65	30	22	191	25
D12D20W36H84	4462	5354	3570	84	36	20	238	33
D12D20W36H72	3785	4542	3028	72	36	20	211	30
D12D20W36H65	3468	4162	2774	65	36	20	202	28
D12D20W30H84	3865	4638	3092	84	30	20	215	28
D12D20W30H72	3313	3976	2650	72	30	20	191	25
D12D20W30H65	2894	3473	2315	65	30	20	183	23

- 84" has 3 adj. shelves
- 72" has 2 adj. shelves
- 65" has 2 adj. shelves

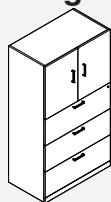
D13 • Storage Cabinet with Doors & Adj. Shelves above 2 Lat. File Drawers



PRODUCT CODE	FINISH OPTIONS			SIZE (INCHES)			WEIGHT LBS	VOL FT ³
	STANDARD	WOOD	LAMINATE	H	W	D		
D13D22W36H84	5281	6337	4225	84	36	22	284	36
D13D22W36H72	4528	5434	3622	72	36	22	247	33
D13D22W36H65	4150	4980	3320	65	36	22	234	30
D13D22W30H84	4622	5546	3698	84	30	22	254	31
D13D22W30H72	3962	4754	3170	72	30	22	222	28
D13D22W30H65	3632	4358	2906	65	30	22	210	25
D13D20W36H84	5029	6035	4023	84	36	20	272	35
D13D20W36H72	4312	5174	3450	72	36	20	238	30
D13D20W36H65	3955	4746	3164	65	36	20	224	28
D13D20W30H84	4593	5512	3674	84	30	20	244	29
D13D20W30H72	3598	4318	2878	72	30	20	214	25
D13D20W30H65	3293	3952	2634	65	30	20	202	23

- 84" has 3 adj. shelves
- 72" has 2 adj. shelves
- 65" has 2 adj. shelves

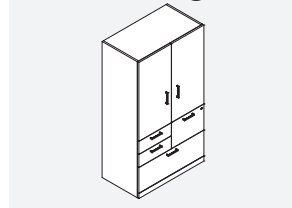
D14 • Storage Cabinet with Doors & Adj. Shelf above 3 Lat. File Drawers



PRODUCT CODE	FINISH OPTIONS			SIZE (INCHES)			WEIGHT LBS	VOL FT ³
	STANDARD	WOOD	LAMINATE	H	W	D		
D14D22W36H84	5704	6845	4563	84	36	22	287	42
D14D22W36H72	4871	5845	3897	72	36	22	250	33
D14D22W36H65	4465	5358	3572	65	36	22	236	30
D14D22W30H84	4971	5965	3977	84	30	22	258	35
D14D22W30H72	4261	5113	3409	72	30	22	226	28
D14D22W30H65	3905	4686	3124	65	30	22	214	25
D14D20W36H84	5411	6493	4329	84	36	20	276	35
D14D20W36H72	4638	5566	3710	72	36	20	241	30
D14D20W36H65	4250	5100	3400	65	36	20	228	28
D14D20W30H84	4511	5413	3609	84	30	20	249	29
D14D20W30H72	3867	4640	3094	72	30	20	219	25
D14D20W30H65	3544	4253	2835	65	30	20	207	23

- 84" has 2 adj. shelves
- 72" has 1 adj. shelf
- 65" has 1 adj. shelf

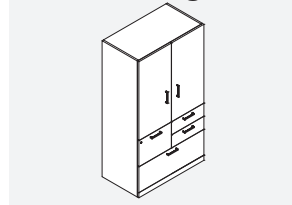
D15-R • Storage Cabinet with Doors & Adj. Shelves above Right Lateral Combination Storage



PRODUCT CODE	FINISH OPTIONS			SIZE (INCHES)			WEIGHT LBS	VOL FT ³
	STANDARD	WOOD	LAMINATE	H	W	D		
D15D22W36H84R	5786	6943	4629	84	36	22	290	38
D15D22W36H72R	4962	5954	3970	72	36	22	253	33
D15D22W36H65R	4546	5455	3637	65	36	22	240	30
D15D20W36H84R	5085	6102	4068	84	36	20	278	35
D15D20W36H72R	4358	5230	3486	72	36	20	244	30
D15D20W36H65R	3994	4793	3195	65	36	20	231	28

- 84" has 3 adj. shelves
- 72" has 2 adj. shelves
- 65" has 2 adj. shelves

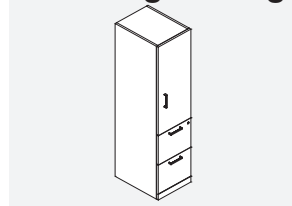
D15-L • Storage Cabinet with Doors & Adj. Shelves above Left Lateral Combination Storage



PRODUCT CODE	FINISH OPTIONS			SIZE (INCHES)			WEIGHT LBS	VOL FT ³
	STANDARD	WOOD	LAMINATE	H	W	D		
D15D22W36H84L	5786	6943	4629	84	36	22	290	38
D15D22W36H72L	4962	5954	3970	72	36	22	253	33
D15D22W36H65L	4546	5455	3637	65	36	22	240	30
D15D20W36H84L	5085	6102	4068	84	36	20	278	35
D15D20W36H72L	4358	5230	3486	72	36	20	244	30
D15D20W36H65L	3994	4793	3195	65	36	20	231	28

- 84" has 3 adj. shelves
- 72" has 2 adj. shelves
- 65" has 2 adj. shelves

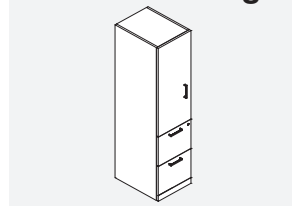
D17-R • Right Storage Cabinet with Doors, Adj. Shelves above FF Drawers



PRODUCT CODE	FINISH OPTIONS			SIZE (INCHES)			WEIGHT LBS	VOL FT ³
	STANDARD	WOOD	LAMINATE	H	W	D		
D17D22W16H84R	3816	4579	3053	84	15.5	22	179	17
D17D22W16H72R	3180	3816	2544	72	15.5	22	158	15
D17D22W16H65R	2914	3497	2331	65	15.5	22	150	13
D17D20W16H84R	3467	4160	2774	84	15.5	20	171	15
D17D20W16H72R	2890	3468	2312	72	15.5	20	151	13
D17D20W16H65R	2650	3180	2120	65	15.5	20	143	12

- 84" has 3 adj. shelves
- 72" has 2 adj. shelves
- 65" has 2 adj. shelves

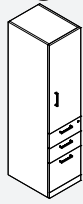
D17-L • Left Storage Cabinet with Doors, Adj. Shelves above FF Drawers



PRODUCT CODE	FINISH OPTIONS			SIZE (INCHES)			WEIGHT LBS	VOL FT ³
	STANDARD	WOOD	LAMINATE	H	W	D		
D17D22W16H84L	3816	4579	3053	84	15.5	22	179	17
D17D22W16H72L	3180	3816	2544	72	15.5	22	158	15
D17D22W16H65L	2914	3497	2331	65	15.5	22	150	13
D17D20W16H84L	3467	4160	2774	84	15.5	20	171	15
D17D20W16H72L	2890	3468	2312	72	15.5	20	151	13
D17D20W16H65L	2650	3180	2120	65	15.5	20	143	12

- 84" has 3 adj. shelves
- 72" has 2 adj. shelves
- 65" has 2 adj. shelves

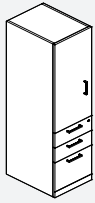
D18-R • Right Storage Cabinet with Door, Adj. Shelves above BBF Drawers



PRODUCT CODE	FINISH OPTIONS			SIZE (INCHES)			WEIGHT LBS	VOL FT ³
	STANDARD	WOOD	LAMINATE	H	W	D		
D18D22W16H84R	3816	4579	3053	84	15.5	22	178	17
D18D22W16H72R	3180	3816	2544	72	15.5	22	158	15
D18D22W16H65R	2914	3497	2331	65	15.5	22	149	13
D18D20W16H84R	3467	4160	2774	84	15.5	20	170	15
D18D20W16H72R	2890	3468	2312	72	15.5	20	151	13
D18D20W16H65R	2650	3180	2120	65	15.5	20	142	12

- 84" has 3 adj. shelves
- 72" has 2 adj. shelves
- 65" has 2 adj. shelves

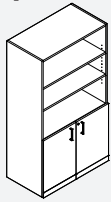
D18-L • Left Storage Cabinet with Door, Adj. Shelves above BBF Drawers



PRODUCT CODE	FINISH OPTIONS			SIZE (INCHES)			WEIGHT LBS	VOL FT ³
	STANDARD	WOOD	LAMINATE	H	W	D		
D18D22W16H84L	3816	4579	3053	84	15.5	22	178	17
D18D22W16H72L	3180	3816	2544	72	15.5	22	158	15
D18D22W16H65L	2914	3497	2331	65	15.5	22	149	13
D18D20W16H84L	3467	4160	2774	84	15.5	20	170	15
D18D20W16H72L	2890	3468	2312	72	15.5	20	151	13
D18D20W16H65L	2650	3180	2120	65	15.5	20	142	12

- 84" has 3 adj. shelves
- 72" has 2 adj. shelves
- 65" has 2 adj. shelves

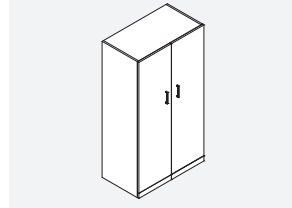
D22 • Open Storage with Adj. Shelves above Storage Cabinet



PRODUCT CODE	FINISH OPTIONS			SIZE (INCHES)			WEIGHT LBS	VOL FT ³
	STANDARD	WOOD	LAMINATE	H	W	D		
D22D22W36H84	3895	4674	3116	84	36	22	231	42
D22D22W36H72	3336	4003	2669	72	36	22	202	33
D22D22W36H65	3055	3666	2444	65	36	22	192	30
D22D22W30H84	3403	4084	2722	84	30	22	207	35
D22D22W30H72	2543	3052	2034	72	30	22	181	28
D22D22W30H65	2673	3208	2138	65	30	22	172	25
D22D20W36H84	3705	4446	2964	84	36	20	218	33
D22D20W36H72	3175	3810	2540	72	36	20	191	30
D22D20W36H65	2911	3493	2329	65	36	20	182	28
D22D20W30H84	3090	3708	2472	84	30	20	195	28
D22D20W30H72	2650	3180	2120	72	30	20	171	25
D22D20W30H65	2427	2912	1942	65	30	20	163	23

- 84" has 4 adj. shelves and 1 LP adj. shelf
- 72" has 3 adj. shelves and 1 LP adj. shelf
- 65" has 3 adj. shelves and 1 LP adj. shelf

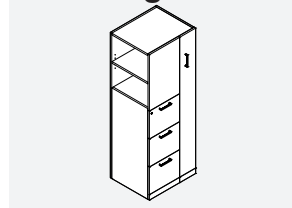
D25 • Cabinet with Doors, Storage with Adj. Shelves on Right & Wardrobe on Left



PRODUCT CODE	FINISH OPTIONS			SIZE (INCHES)			WEIGHT LBS	VOL FT ³
	STANDARD	WOOD	LAMINATE	H	W	D		
D25D22W36H84	4789	5747	3831	84	36	22	245	42
D25D22W36H72	4106	4927	3285	72	36	22	215	33
D25D22W36H65	3763	4516	3010	65	36	22	202	30
D25D22W30H84	4188	5026	3350	84	30	22	219	35
D25D22W30H72	3588	4306	2870	72	30	22	192	28
D25D22W30H65	3291	3949	2633	65	30	22	180	25
D25D22W24H84	3588	4306	2870	84	24	22	192	28
D25D22W24H72	3078	3694	2462	72	24	22	169	24
D25D22W24H65	2820	3384	2256	65	24	22	158	22
D25D20W36H84	4556	5467	3645	84	36	20	234	35
D25D20W36H72	3906	4687	3125	72	36	20	206	30
D25D20W36H65	3583	4300	2866	65	36	20	193	28
D25D20W30H84	3799	4559	3039	84	30	20	208	29
D25D20W30H72	3256	3907	2605	72	30	20	183	25
D25D20W30H65	2984	3581	2387	65	30	20	171	23
D25D20W24H84	3043	3652	2434	84	24	20	182	23
D25D20W24H72	2608	3130	2086	72	24	20	161	20
D25D20W24H65	2391	2869	1913	65	24	20	150	18

- 84" has 5 adj. shelves
- 72" has 4 adj. shelves
- 65" has 4 adj. shelves
- Wardrobe with coat rack & hat shelf

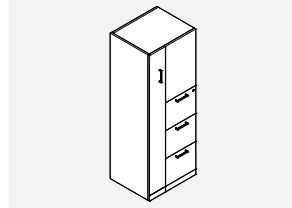
D26-R • Right Tower Unit with Wardrobe, 3 File Drawers, Open Storage & Adj Shelf



PRODUCT CODE	FINISH OPTIONS			SIZE (INCHES)			WEIGHT LBS	VOL FT ³
	STANDARD	WOOD	LAMINATE	H	W	D		
D26D22W24H84R	5971	7165	4777	84	24	22	218	24
D26D22W24H72R	5116	6139	4093	72	24	22	194	22
D26D22W24H65R	4692	5630	3754	65	24	22	183	20
D26D20W24H84R	5685	6822	4548	84	24	20	209	22
D26D20W24H72R	4874	5849	3899	72	24	20	186	20
D26D20W24H65R	4468	5362	3574	65	24	20	176	18

- 84" has 2 adj. shelves on left
- 72" has 1 adj. shelf on left
- Wardrobe on right side with coat rack, three file drawers and open bookcase on side

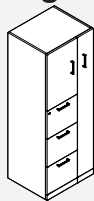
D26-L • Left Tower Unit with Wardrobe, 3 File Drawers, Open Storage & Adj Shelf



PRODUCT CODE	FINISH OPTIONS			SIZE (INCHES)			WEIGHT LBS	VOL FT ³
	STANDARD	WOOD	LAMINATE	H	W	D		
D26D22W24H84L	5971	7165	4777	84	24	22	218	24
D26D22W24H72L	5116	6139	4093	72	24	22	194	22
D26D22W24H65L	4692	5630	3754	65	24	22	183	20
D26D20W24H84L	5685	6822	4548	84	24	20	209	22
D26D20W24H72L	4874	5849	3899	72	24	20	186	20
D26D20W24H65L	4468	5362	3574	65	24	20	176	18

- 84" has 2 adj. shelves on right
- 72" has 1 adj. shelf on right
- Wardrobe on left side with coat rack, three file drawers and open bookcase on side

D27-R • Right Tower Unit with Wardrobe, 3 File Drawers & Storage with Adj. Shelf



PRODUCT CODE	FINISH OPTIONS			SIZE (INCHES)			WEIGHT LBS	VOL FT ³
	STANDARD	WOOD	LAMINATE	H	W	D		
D27D22W24H84R	5971	7165	4777	84	24	22	218	24
D27D22W24H72R	5116	6139	4093	72	24	22	194	22
D27D22W24H65R	4692	5630	3754	65	24	22	183	20
D27D20W24H84R	5685	6822	4548	84	24	20	209	22
D27D20W24H72R	4874	5849	3899	72	24	20	186	20
D27D20W24H65R	4468	5362	3574	65	24	20	176	18

- 84" has 2 adj. shelves on left
- 72" has 1 adj. shelf on left
- 65" has 1 adj. shelf on left
- Wardrobe with coat rack and hat shelf

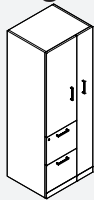
D27-L • Left Tower Unit with Wardrobe, 3 File Drawers & Storage with Adj. Shelf



PRODUCT CODE	FINISH OPTIONS			SIZE (INCHES)			WEIGHT LBS	VOL FT ³
	STANDARD	WOOD	LAMINATE	H	W	D		
D27D22W24H84L	5971	7165	4777	84	24	22	218	24
D27D22W24H72L	5116	6139	4093	72	24	22	194	22
D27D22W24H65L	4692	5630	3754	65	24	22	183	20
D27D20W24H84L	5685	6822	4548	84	24	20	209	22
D27D20W24H72L	4874	5849	3899	72	24	20	186	20
D27D20W24H65L	4468	5362	3574	65	24	20	176	18

- 84" has 2 adj. shelves on right
- 72" has 1 adj. shelf on right
- 65" has 1 adj. shelf on right
- Wardrobe with coat rack and hat shelf

D29-R • Right Tower Unit with Wardrobe, 2 File Drawers & Storage with Adj. Shelves



PRODUCT CODE	FINISH OPTIONS			SIZE (INCHES)			WEIGHT LBS	VOL FT ³
	STANDARD	WOOD	LAMINATE	H	W	D		
D29D22W24H84R	5171	6205	4137	84	24	22	212	24
D29D22W24H72R	4362	5234	3490	72	24	22	188	22
D29D22W24H65R	3958	4750	3166	65	24	22	177	20
D29D20W24H84R	4902	5882	3922	84	24	20	203	22
D29D20W24H72R	4132	4958	3306	72	24	20	180	20
D29D20W24H65R	3748	4498	2998	65	24	20	170	18

- 84" has 2 adj. shelves on left
- 72" has 1 adj. shelf on left
- 65" has 1 adj. shelf on left
- Wardrobe on right side with coat rack, two file drawers, on the other side, a closed door bookcase with one adjustable shelf

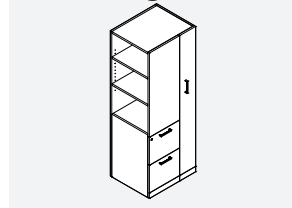
D29-L • Left Tower Unit with Wardrobe, 2 File Drawers & Storage with Adj. Shelves



PRODUCT CODE	FINISH OPTIONS			SIZE (INCHES)			WEIGHT LBS	VOL FT ³
	STANDARD	WOOD	LAMINATE	H	W	D		
D29D22W24H84L	5171	6205	4137	84	24	22	212	24
D29D22W24H72L	4362	5234	3490	72	24	22	188	22
D29D22W24H65L	3958	4750	3166	65	24	22	177	20
D29D20W24H84L	4902	5882	3922	84	24	20	203	22
D29D20W24H72L	4132	4958	3306	72	24	20	180	20
D29D20W24H65L	3748	4498	2998	65	24	20	170	18

- 84" has 2 adj. shelves on right
- 72" has 1 adj. shelf on right
- 65" has 1 adj. shelf on right
- Wardrobe on left side with coat rack, two file drawers, on the other side, a closed door bookcase with one adjustable shelf

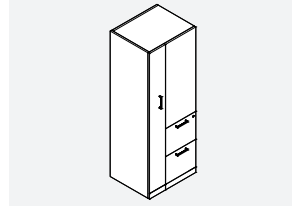
D30-R • Right Tower Unit with Wardrobe, 2 File Drawers, Open Storage & Adj. Shelves



PRODUCT CODE	FINISH OPTIONS			SIZE (INCHES)			WEIGHT LBS	VOL FT ³
	STANDARD	WOOD	LAMINATE	H	W	D		
D30D22W24H84R	5171	6205	4137	84	24	22	212	24
D30D22W24H72R	4362	5234	3490	72	24	22	188	22
D30D22W24H65R	3958	4750	3166	65	24	22	177	20
D30D20W24H84R	4902	5882	3922	84	24	20	203	22
D30D20W24H72R	4132	4958	3306	72	24	20	180	20
D30D20W24H65R	3748	4498	2998	65	24	20	170	18

- 84" has 2 adj. shelves on left
- 72" has 2 adj. shelves on left
- 65" has 1 adj. shelf on left
- Wardrobe on right side with coat rack, two file drawers and open bookcase on side

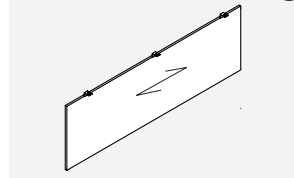
D30-L • Left Tower Unit with Wardrobe, 2 File Drawers, Open Storage & Adj. Shelves



PRODUCT CODE	FINISH OPTIONS			SIZE (INCHES)			WEIGHT LBS	VOL FT ³
	STANDARD	WOOD	LAMINATE	H	W	D		
D30D22W24H84L	5171	6205	4137	84	24	22	212	24
D30D22W24H72L	4362	5234	3490	72	24	22	188	22
D30D22W24H65L	3958	4750	3166	65	24	22	177	20
D30D20W24H84L	4902	5882	3922	84	24	20	203	22
D30D20W24H72L	4132	4958	3306	72	24	20	180	20
D30D20W24H65L	3748	4498	2998	65	24	20	170	18

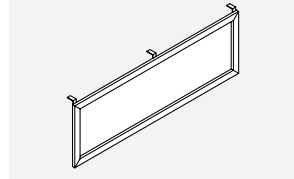
- 84" has 2 adj. shelves on right
- 72" has 2 adj. shelves on right
- 65" has 1 adj. shelf on right
- Wardrobe on left side with coat rack, two file drawers and open bookcase on side

CMP-W • Wood Straight Modesty Panel hanging from Top



PRODUCT CODE	FINISH OPTION		SIZE (INCHES)			WEIGHT LBS	VOL FT ³
	WOOD	LAMINATE	H	W	D		
CMP72W	1195	955	18	67		20	1
CMP66W	1156	924	18	61		18	1
CMP60W	1137	910	18	55		16	1
CMP54W	1118	893	18	49		14	1
CMP48W	1101	881	18	43		13	1

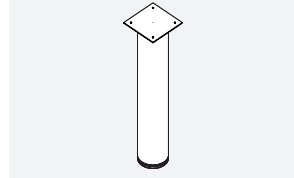
CMP-G • Glass Straight Modesty Panel hanging from Top



PRODUCT CODE	PRICE	SIZE (INCHES)			WEIGHT LBS	VOL FT ³
		H	W	D		
CMP72G	2153	18	67		20	1
CMP66G	2034	18	61		18	1
CMP60G	1859	18	55		16	1
CMP54G	1733	18	49		14	1
CMP48G	1653	18	43		13	1

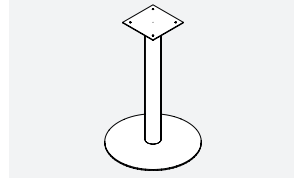
- Aluminum framed glass modesty panel with frosted glass is standard
- For white back painted glass, please contact Customer Service for pricing

SM • Metal Post Upgrade from SM03



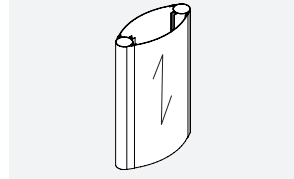
PRODUCT CODE	PRICE	SIZE (INCHES)			WEIGHT LBS	VOL FT ³
		H	W	D		
SM06	304	28	6			
SM04	100	28	4			
SM03	0	28	3			

F3 • Metal Flat Plate Base Upgrade from SMO3



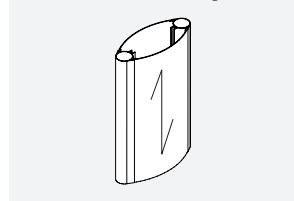
PRODUCT CODE	PRICE	SIZE (INCHES)			WEIGHT LBS	VOL FT ³
		H	W	D		
F3P18	1038	28	18			

TE • Wood Elliptical Base with PVC End Caps, Upgrade from SMO3



PRODUCT CODE	PRICE	SIZE (INCHES)			WEIGHT LBS	VOL FT ³
		H	W	D		
TE18	837	28	18	5		

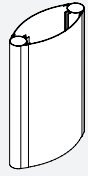
TEL • Wood Elliptical Base with Aluminum End Caps, Upgrade from SMS4



PRODUCT CODE	PRICE	SIZE (INCHES)			WEIGHT LBS	VOL FT ³
		H	W	D		
TEL18	983	28	18	5	20	2

- Anodized Aluminum end caps

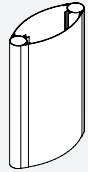
TE-HPL • HPL Elliptical Base with PVC End Caps, Upgrade from SMS4



PRODUCT CODE	PRICE	SIZE (INCHES)			WEIGHT LBS	VOL FT3
		H	W	D		
TE18HPL	669	28	18	5	16	2

- Please specify: Black or Tungsten PVC end caps

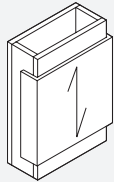
TEL-HPL • HPL Elliptical Base with Aluminum End Caps, Upgrade from SMS4



PRODUCT CODE	PRICE	SIZE (INCHES)			WEIGHT LBS	VOL FT3
		H	W	D		
TEL18HPL	788	28	18	5	20	2

- Anodized Aluminum end caps

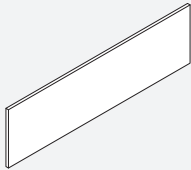
TPML • Laminate Rectangular Pedestal Base. Upgrade from SMS4



PRODUCT CODE	PRICE	SIZE (INCHES)			WEIGHT LBS	VOL FT3
		H	W	D		
TPML18	889	28	18	5	40	2

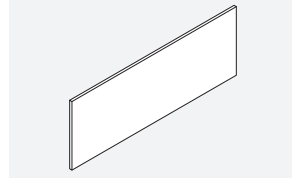
- With wood decorative panel

DTS • Tackboard for 36" High Non Pigeon-Hole Hutches



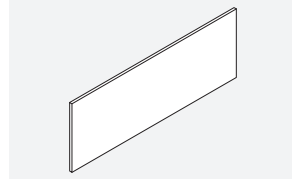
PRODUCT CODE	PRICE	SIZE (INCHES)			WEIGHT LBS	VOL FT3
		H	W	D		
DTS108	1026	20	106	1	23	2
DTS102	971	20	100	1	19	2
DTS96	911	20	94	1	15	1
DTS90	857	20	88	1	15	1
DTS84	802	20	82	1	14	1
DTS78	741	20	76	1	13	1
DTS72	684	20	70	1	12	1
DTS66	626	20	64	1	11	1
DTS60	572	20	58	1	10	1
DTS36	342	20	34	1	6	1
DTS30	284	20	28	1	4	1

- Factory Installed Hutch Tackboard

DTSP-H23 • Tackboard for 42" & 54" High Pigeon-Hole Hutches

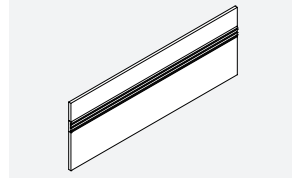
PRODUCT CODE	PRICE	SIZE (INCHES)			WEIGHT LBS	VOL FT3
		H	W	D		
DTSP108H23	1159	23	106	1	30	2
DTSP102H23	1104	23	100	1	24	2
DTSP96H23	1032	23	94	1	20	2
DTSP90H23	968	23	88	1	20	2
DTSP84H23	901	23	82	1	18	2
DTSP78H23	838	23	76	1	17	2
DTSP72H23	777	23	70	1	16	1
DTSP66H23	711	23	64	1	14	1
DTSP60H23	648	23	58	1	13	1
DTSP36H23	386	23	34	1	8	1
DTSP30H23	321	23	28	1	5	1

- Factory Installed Hutch Tackboard

DTS-H26 • Tackboard for 42" & 54" High Non Pigeon-Hole Hutches

PRODUCT CODE	PRICE	SIZE (INCHES)			WEIGHT LBS	VOL FT3
		H	W	D		
DTS108H26	1337	26	106	1	30	2
DTS102H26	1261	26	100	1	24	2
DTS96H26	1187	26	94	1	20	2
DTS90H26	1115	26	88	1	20	2
DTS84H26	965	26	82	1	18	2
DTS78H26	816	26	76	1	17	2
DTS72H26	741	26	70	1	16	1
DTS66H26	663	26	64	1	14	1
DTS60H26	515	26	58	1	13	1
DTS36H26	447	26	34	1	8	1
DTS30H26	372	26	28	1	5	1

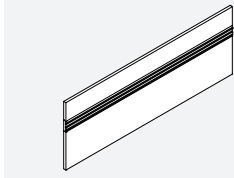
- Factory Installed Hutch Tackboard

DTSAS • Tackboard with Rail for 36" High Non Pigeon-Hole Hutches

PRODUCT CODE	PRICE	SIZE (INCHES)			WEIGHT LBS	VOL FT3
		H	W	D		
DTSAS108	1816	20	106	1	23	2
DTSAS102	1641	20	100	1	19	2
DTSAS96	1617	20	94	1	15	1
DTSAS90	1517	20	88	1	15	1
DTSAS84	1416	20	82	1	14	1
DTSAS78	1312	20	76	1	13	1
DTSAS72	1211	20	70	1	12	1
DTSAS66	1112	20	64	1	11	1
DTSAS60	1011	20	58	1	10	1
DTSAS36	604	20	34	1	6	1
DTSAS30	502	20	28	1	4	1

- Factory Installed Hutch Tackboard
- Please specify the Metal Colour: Black (E), Tungsten (K) or Designer White (DWT)

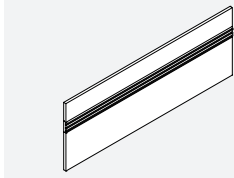
DTSPAS-H23 • Tackboard with Rail for 42” and 54” High Pigeon-Hole Hutches



PRODUCT CODE	PRICE	SIZE (INCHES)			WEIGHT LBS	VOL FT3
		H	W	D		
DTSPAS108H23	1976	23	106	1	30	2
DTSPAS102H23	1876	23	100	1	24	2
DTSPAS96H23	1760	23	94	1	20	2
DTSPAS90H23	1649	23	88	1	20	2
DTSPAS84H23	1539	23	82	1	18	2
DTSPAS78H23	1429	23	76	1	17	2
DTSPAS72H23	1318	23	70	1	16	1
DTSPAS66H23	1209	23	64	1	14	1
DTSPAS60H23	1098	23	58	1	13	1
DTSPAS36H23	660	23	34	1	8	1
DTSPAS30H23	552	23	28	1	5	1

- Factory Installed Hutch Tackboard
- Please specify the Metal Colour: Black (E), Tungsten (K) or Designer White (DWT)

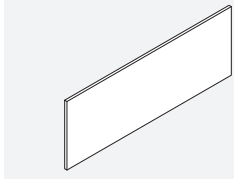
DTSAS-H26 • Tackboard with Rail for 42” & 54” High Non Pigeon-Hole Hutches



PRODUCT CODE	PRICE	SIZE (INCHES)			WEIGHT LBS	VOL FT3
		H	W	D		
DTSAS108H26	2190	26	106	1	23	2
DTSAS102H26	2063	26	100	1	19	2
DTSAS96H26	1942	26	94	1	15	1
DTSAS90H26	1827	26	88	1	15	1
DTSAS84H26	1682	26	82	1	14	1
DTSAS78H26	1577	26	76	1	13	1
DTSAS72H26	1431	26	70	1	12	1
DTSAS66H26	1337	26	64	1	11	1
DTSAS60H26	1214	26	58	1	10	1
DTSAS36H26	727	26	34	1	6	1
DTSAS30H26	611	26	28	1	4	1

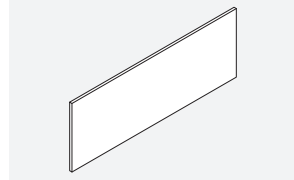
- Factory Installed Hutch Tackboard
- Please specify the Metal Colour: Black (E), Tungsten (K) or Designer White (DWT)

TS • Tackboard for 65” High Non Pigeon-Hole Wall Mount Cabinets



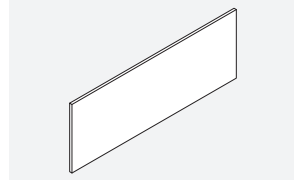
PRODUCT CODE	PRICE	SIZE (INCHES)			WEIGHT LBS	VOL FT3
		H	W	D		
TS108	1178	19.2	108	1	23	2
TS102	1115	19.2	102	1	19	2
TS96	1048	19.2	96	1	17	1
TS90	983	19.2	90	1	15	1
TS84	921	19.2	84	1	14	1
TS78	851	19.2	78	1	13	1
TS72	785	19.2	72	1	12	1
TS66	717	19.2	66	1	11	1
TS60	656	19.2	60	1	10	1
TS54	590	19.2	54	1	10	1
TS48	526	19.2	48	1	10	1
TS42	461	19.2	42	1	10	1
TS36	394	19.2	36	1	8	1
TS30	330	19.2	30	1	5	1

TSP-H23 • Tackboard for 72" High Pigeon-Hole Wall Mount Cabinets



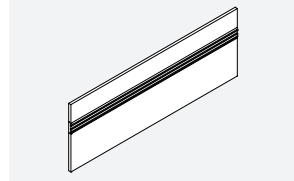
PRODUCT CODE	PRICE	SIZE (INCHES)			WEIGHT LBS	VOL FT ³
		H	W	D		
TSP108H23	1331	22.3	108	1	30	2
TSP102H23	1267	22.3	102	1	24	2
TSP96H23	1184	22.3	96	1	22	2
TSP90H23	1111	22.3	90	1	20	1
TSP84H23	1035	22.3	84	1	18	1
TSP78H23	965	22.3	78	1	17	1
TSP72H23	892	22.3	72	1	16	1
TSP66H23	815	22.3	66	1	14	1
TSP60H23	765	22.3	60	1	13	1
TSP54H23	743	22.3	54	1	13	1
TSP48H23	590	22.3	48	1	13	1
TSP42H23	520	22.3	42	1	13	1
TSP36H23	444	22.3	36	1	8	1
TSP30H23	369	22.3	30	1	5	1

TS-H26 • Tackboard for 72" High Non Pigeon-Hole Wall Mount Cabinets



PRODUCT CODE	PRICE	SIZE (INCHES)			WEIGHT LBS	VOL FT ³
		H	W	D		
TS108H26	1539	26	108	1	30	2
TS102H26	1447	26	102	1	24	2
TS96H26	1365	26	96	1	22	2
TS90H26	1280	26	90	1	20	2
TS84H26	1191	26	84	1	18	2
TS78H26	1107	26	78	1	17	2
TS72H26	1022	26	72	1	16	1
TS66H26	938	26	66	1	14	1
TS60H26	851	26	60	1	13	1
TS54H26	768	26	54	1	13	1
TS48H26	681	26	48	1	13	1
TS42H26	596	26	42	1	13	1
TS36H26	512	26	36	1	8	1
TS30H26	426	26	30	1	5	1

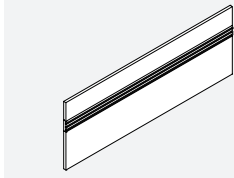
TSAS • Tackboard with Rail for 65" High Non Pigeon-Hole Wall Mount Cabinets



PRODUCT CODE	PRICE	SIZE (INCHES)			WEIGHT LBS	VOL FT ³
		H	W	D		
TSAS108	2077	19.2	108	1	23	2
TSAS102	1968	19.2	102	1	19	2
TSAS96	1843	19.2	96	1	15	1
TSAS90	1735	19.2	90	1	15	1
TSAS84	1618	19.2	84	1	14	1
TSAS78	1502	19.2	78	1	13	1
TSAS72	1386	19.2	72	1	12	1
TSAS66	1272	19.2	66	1	11	1
TSAS60	1153	19.2	60	1	10	1
TSAS54	1042	19.2	54	1	10	1
TSAS48	927	19.2	48	1	10	1
TSAS42	809	19.2	42	1	10	1
TSAS36	690	19.2	36	1	6	0
TSAS30	535	19.2	30	1	4	0

• Please specify the Metal Colour: Black (E), Tungsten (K) or Designer White (DWT)

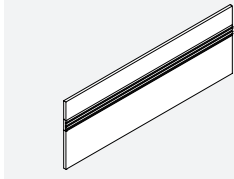
TSPAS-H23 • Tackboard with Rail for 72" High Pigeon-Hole Wall Mount Cabinets



PRODUCT CODE	PRICE	SIZE (INCHES)			WEIGHT LBS	VOL FT3
		H	W	D		
TSPAS108H23	2256	22.3	108	1	30	2
TSPAS102H23	2145	22.3	102	1	24	2
TSPAS96H23	2011	22.3	96	1	20	2
TSPAS90H23	1884	22.3	90	1	20	2
TSPAS84H23	1758	22.3	84	1	18	2
TSPAS78H23	1635	22.3	78	1	17	2
TSPAS72H23	1507	22.3	72	1	16	1
TSPAS66H23	1384	22.3	66	1	14	1
TSPAS60H23	1254	22.3	60	1	13	1
TSPAS54H23	1112	22.3	54	1	13	1
TSPAS48H23	1004	22.3	48	1	13	1
TSPAS42H23	881	22.3	42	1	13	1
TSPAS36H23	757	22.3	36	1	6	1
TSPAS30H23	628	22.3	30	1	4	1

• Please specify the Metal Colour: Black (E), Tungsten (K) or Designer White (DWT)

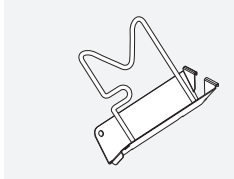
TSAS-H26 • Tackboard with Rail for 72" High Non Pigeon-Hole Wall Mount Cabinets



PRODUCT CODE	PRICE	SIZE (INCHES)			WEIGHT LBS	VOL FT3
		H	W	D		
TSAS108H26	2504	26	108	1	23	2
TSAS102H26	2357	26	102	1	19	2
TSAS96H26	2217	26	96	1	15	1
TSAS90H26	2088	26	90	1	15	1
TSAS84H26	1923	26	84	1	14	1
TSAS78H26	1801	26	78	1	13	1
TSAS72H26	1638	26	72	1	12	1
TSAS66H26	1531	26	66	1	11	1
TSAS60H26	1388	26	60	1	10	1
TSAS54H26	1249	26	54	1	10	1
TSAS48H26	1114	26	48	1	10	1
TSAS42H26	977	26	42	1	10	1
TSAS36H26	833	26	36	1	6	0
TSAS30H26	693	26	30	1	4	0

• Please specify the Metal Colour: Black (E), Tungsten (K) or Designer White (DWT)

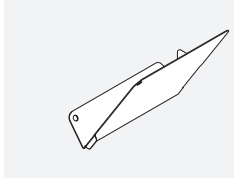
BAFS01 • Metal Flip Sorter - Accessory Rail mounted



PRODUCT CODE	PRICE	SIZE (INCHES)			WEIGHT LBS	VOL FT3
		H	W	D		
BAFS01	41	9.25	275	9.25	0.6	0.14

• Please specify the Metal Color: Black (E), Tungsten (K) or Designer White (DWT)
 • Rail mounted Metal Flip Sorter comes with nickel plated wire

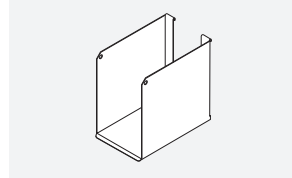
BASS01 • Metal Slant Sorter - Accessory Rail mounted



PRODUCT CODE	PRICE	SIZE (INCHES)			WEIGHT LBS	VOL FT3
		H	W	D		
BASS01R	36	9.5	5	10.25	1	0.28
BASS01L	36	9.5	5	10.25	1	0.28

• Please specify the Metal Color: Black (E), Tungsten (K) or Designer White (DWT)

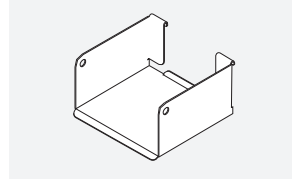
BABB01 • Metal Binder Bin - Accessory Rail mounted



PRODUCT CODE	PRICE	SIZE (INCHES)			WEIGHT LBS	VOL FT ³
		H	W	D		
BABB01	58	9	4	10.25	1.85	0.21

• Please specify the Metal Color: Black (E), Tungsten (K) or Designer White (DWT)

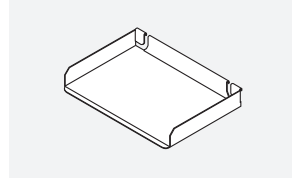
BAMB01 • Metal Media Bin - Accessory Rail mounted



PRODUCT CODE	PRICE	SIZE (INCHES)			WEIGHT LBS	VOL FT ³
		H	W	D		
BAMB01	43	3	5.75	5.25	0.8	0.05

• Please specify the Metal Color: Black (E), Tungsten (K) or Designer White (DWT)

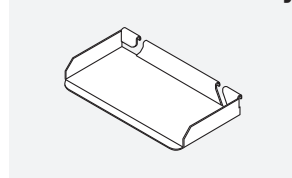
BALT01 • Metal Letter Tray - Accessory Rail mounted



PRODUCT CODE	PRICE	SIZE (INCHES)			WEIGHT LBS	VOL FT ³
		H	W	D		
BALT01	43	2	13.5	9.25	0.5	0.15
BALT01LGL	58					

• Please specify the Metal Color: Black (E), Tungsten (K) or Designer White (DWT)

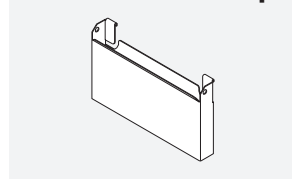
BAUT01 • Metal Utility Tray - Accessory Rail mounted



PRODUCT CODE	PRICE	SIZE (INCHES)			WEIGHT LBS	VOL FT ³
		H	W	D		
BAUT01	33	1	8.5	3.75	0.5	0.02

• Please specify the Metal Color: Black (E), Tungsten (K) or Designer White (DWT)

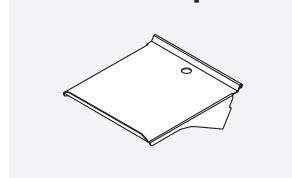
BAPP01 • Metal Paper Pocket - Accessory Rail mounted



PRODUCT CODE	PRICE	SIZE (INCHES)			WEIGHT LBS	VOL FT ³
		H	W	D		
BAPP01	72	9	16	2.75	2	0.25

• Please specify the Metal Color: Black (E), Tungsten (K) or Designer White (DWT)

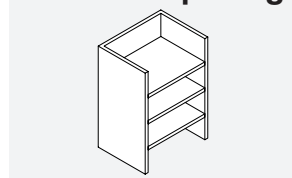
BATH01 • Telephone Holder - Accessory Rail mounted



PRODUCT CODE	PRICE	SIZE (INCHES)			WEIGHT LBS	VOL FT ³
		H	W	D		
BATH01	68	2	9	10	2	0.26

• Please specify the Metal Color: Black (E), Tungsten (K) or Designer White (DWT)


DCPH16 • Paper Organizer, Legal & Letter Format



PRODUCT CODE	PRICE	SIZE (INCHES)			WEIGHT LBS	VOL FT ³
		H	W	D		
DCPH161226	815	27	16	12	20	3
DCPH161223	689	23	16	12	18	3
DCPH161219	524	20	16	12	15	2
DCPH131226	660	27	13	12	16	2
DCPH131223	560	23	13	12	15	2
DCPH131219	422	20	13	12	12	2

• Please specify the Metal Color: Black (E), Tungsten (K) or Designer White (DWT)

LED • LED Light



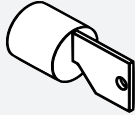
PRODUCT CODE	PRICE	SIZE (INCHES)			WEIGHT LBS	VOL FT3
		H	W	D		
LED48	628	1	48	1	1	1
LED36	509	1	36	1	1	1
LED24	384	1	24	1	1	1

GM1 • Round Grommet - Plastic



PRODUCT CODE	PRICE	SIZE (INCHES)			WEIGHT LBS	VOL FT3
		H	W	D		
GM1E (Black)	48		2.4	DIA		
GM1K (Tungsten)	48		2.4	DIA		

LO • Lock Assembly



PRODUCT CODE	PRICE	SIZE (INCHES)			WEIGHT LBS	VOL FT3
		H	W	D		
LO (Black)	110		3.5	2		
LO/C (Tungsten)	110		3.5	2		

Foundations Price List











Effective June 2024 Canada









General Information **A**

Where to order / How to use this guide	A.7
How to order a product	A.7
Example - How to specify	A.7
Construction	A.8
Engineered Wood Veneer	A.8
Descor Conversion Varnish Specifications	A.8
General Installation and Hardware	A.8
Care and Maintenance Guide	A.9
Descor Limited Lifetime Warranty	A.9
Terms and Conditions of Sale	A.10
Casegoods Series Details	A.11
Conference Series Details	A.14
Finishes and Options	A.17
Edges/Handle Available	A.17
Casegoods Finish Options	A.18
Conference Finish Options	A.24
Tackboard Fabrics	A.28
Key Alike Form	A.29
Casegoods Configurations	A.30
Conference Configurations	A.33




Casegoods Desks **B**


-  **FD-BB • Double Pedestal Desk with Box/File Pedestal flush on Left and Right**
B.2
-  **FD-BBOS • Double Pedestal Desk with Box/File Pedestal offset on Left and Right**
B.2
-  **FSL-B • Single Pedestal Desk with Box/File Pedestal flush on Left**
B.2
-  **FSL-BOS • Single Pedestal Desk with Box/File Pedestal offset on Left**
B.2
-  **FSR-B • Single Pedestal Desk with Box/File Pedestal flush on Right**
B.2
-  **FSR-BOS • Single Pedestal Desk with Box/File Pedestal offset on Right**
B.2
-  **FT • Desk Shell**
B.2
-  **FGTT • Rectangular Transaction Counter with Decorative Panel**
B.3
-  **FCMP-W • Hanging Wood Modesty Panel**
B.3
-  **FCMP-G • Hanging Glass Modesty Panel**
B.3

Casegoods Single Pedestal Credenzas **C**

-  **FCCL-B • Single Pedestal Credenza with Box/File Pedestal flush on Left**
C.1
-  **FCCL-BOS • Single Pedestal Credenza with Box/File Pedestal offset on Left**
C.1
-  **FCCR-B • Single Pedestal Credenza with Box/File Pedestal flush on Right**
C.1
-  **FCCR-BOS • Single Pedestal Credenza with Box/File Pedestal offset on Right**
C.2
-  **FCC35L-H • Single Pedestal Credenza with 35" Lat. Box/File flush on Left**
C.2
-  **FCC35L-HOS • Single Pedestal Credenza with 35" Lat. Box/File offset on Left**
C.2
-  **FCC35R-H • Single Pedestal Credenza with 35" Lat. Box/File flush on Right**
C.2
-  **FCC35R-HOS • Single Pedestal Credenza with 35" Lat. Box/File offset on Right**
C.2
-  **FCC40L-H • Single Pedestal Credenza with 40" Lat. Box/File flush on Left**
C.2
-  **FCC40L-HOS • Single Pedestal Credenza with 40" Lat. Box/File offset on Left**
C.2
-  **FCC40R-H • Single Pedestal Credenza with 40" Lat. Box/File flush on Right**
C.2
-  **FCC40R-HOS • Single Pedestal Credenza with 40" Lat. File Box/File offset on Right**
C.3








Casegoods Full Storage Credenzas **D**

-  **FCC-HO • Credenza with Lat. Box/File on Left and Open Storage on Right**
D.1
-  **FCC-OH • Credenza with Open Storage on Left and Lat. Box/File on Right**
D.1
-  **FCC-HH • Credenza with Lat. Box/File on Left and Right**
D.1







-  **FCC-XX • Credenza with 4 Doors and Adj. Shelves**
D.1

-  **FCC-X • Credenza with 2 Doors and Adj. Shelves**
D.1

Casegoods Modular Storage **E**

-  **F-BL • Box/File Pedestal handed Left**
E.1
-  **F-BR • Box/File Pedestal handed Right**
E.1
-  **F-HL • Lat. Box/File Pedestal handed Left**
E.1
-  **F-HR • Lat. Box/File Pedestal handed Right**
E.1
-  **FLEG • Frame Leg**
E.1
-  **FCON • Top Connecting Bracket**
E.1
-  **F-T • Modular Top**
E.2

Casegoods Freestanding Storage **F**

-  **FN-L • Left Freestanding 2H Lat. File Pedestal**
F.1
-  **FN-R • Right Freestanding 2H Lat. File Pedestal**
F.1
-  **FN-3L • Left Freestanding 3H Lat. File Pedestal**
F.1
-  **FN-3R • Right Freestanding 3H Lat. File Pedestal**
F.1
-  **FBENKK • Bench with two File Drawers and Cushion**
F.1
-  **FBENK • Bench with one File Drawer and Cushion**
F.1



F-BMCU • Mobile Box/Box Pedestal with cushion
F.2



FW9584-2R • 95" wide x 84" high Work Wall
J.1



FW12570-2L • 125" wide x 70" high Work Wall
J.3

Casegoods Returns **G**



FERL-CG • Left Executive Return
G.1



FW11084-1L • 110" wide x 84" high Work Wall
J.1



FW12570-2R • 125" wide x 70" high Work Wall
J.4



FERR-CG • Right Executive Return
G.1



FW11084-1R • 110" wide x 84" high Work Wall
J.1



FW14070-1L • 140" wide x 70" high Work Wall
J.4



FERL-BCG • Left Executive Return with Box/File Pedestal
G.1



FW11084-2L • 110" wide x 84" high Work Wall
J.2



FW14070-1R • 140" wide x 70" high Work Wall
J.4



FERL-BOSCG • Left Executive Return with Box/File Pedestal offset
G.2



FW11084-2R • 110" wide x 84" high Work Wall
J.2



FW15570-1L • 155" wide x 70" high Work Wall
J.4



FERR-BCG • Right Executive Return with Box/File Pedestal flush
G.2



FW12584-1L • 125" wide x 84" high Work Wall
J.2



FW15570-1R • 155" wide x 70" high Work Wall
J.4



FERR-BOSCG • Right Executive Return with Box/File Pedestal offset
G.2



FW12584-1R • 125" wide x 84" high Work Wall
J.2



FW9556-1 • 95" wide x 56" high Work Wall
J.4

Casegoods Bridges **H**



FBT-CG • Bridge Top
H.1



FW14084-1L • 140" wide x 84" high Work Wall
J.2



FW9556-2 • 95" wide x 56" high Work Wall
J.4



FW14084-1R • 140" wide x 84" high Work Wall
J.2



FW11056-1L • 110" wide x 56" high Work Wall
J.4



FW9570-1L • 95" wide x 70" high Work Wall
J.2



FW11056-1R • 110" wide x 56" high Work Wall
J.5

Casegoods Wall Mount Storage **I**



FSF • Wall Mount Storage with Doors
I.1



FW9570-1R • 95" wide x 70" high Work Wall
J.3



FW11056-2L • 110" wide x 56" high Work Wall
J.5



FW11070-1L • 110" wide x 70" high Work Wall
J.3



FW11056-2R • 110" wide x 56" high Work Wall
J.5



FTS • Wall Mount Tackboard
I.1



FW11070-1R • 110" wide x 70" high Work Wall
J.3



FW11056-3L • 110" wide x 56" high Work Wall
J.5

Casegoods Work Walls **J**



FW9584-1L • 95" wide x 84" high Work Wall
J.1



FW11070-2L • 110" wide x 70" high Work Wall
J.3



FW11056-3R • 110" wide x 56" high Work Wall
J.5



FW11070-2R • 110" wide x 70" high Work Wall
J.3



FW11056-4L • 110" wide x 56" high Work Wall
J.5



FW9584-1R • 95" wide x 84" high Work Wall
J.1



FW12570-1L • 125" wide x 70" high Work Wall
J.3



FW11056-4R • 110" wide x 56" high Work Wall
J.5




FW9584-2L • 95" wide x 84" high Work Wall
J.1





FW12570-1R • 125" wide x 70" high Work Wall
J.3





FW9584-20 • 95" wide x 84" high Work Wall
J.5


 FW9584-21 • 95" wide x 84" high Work Wall J.6


 FW9584-22 • 95" wide x 84" high Work Wall J.6


 FW11084-20L • 110" wide x 84" high Work Wall J.6


 FW11084-20R • 110" wide x 84" high Work Wall J.6


 FW12584-20 • 125" wide x 84" high Work Wall J.6


 FW12584-21 • 125" wide x 84" high Work Wall J.6


 FW9570-20 • 95" wide x 70" high Work Wall J.6


 FW11070-20 • 110" wide x 70" high Work Wall J.7


 FW12570-20 • 125" wide x 70" high Work Wall J.7


 FW12570-21L • 125" wide x 70" high Work Wall J.7


 FW12570-21R • 125" wide x 70" high Work Wall J.7


 FW14070-20 • 140" wide x 70" high Work Wall J.7


 FW14070-21L • 140" wide x 70" high Work Wall J.7


 FW14070-21R • 140" wide x 70" high Work Wall J.7


 FW15570-20 • 155" wide x 70" high Work Wall J.8


 FW10784L • 107" wide x 84" high Work Wall J.8


 FW927002R • 92" wide x 70" high Open Knee Space Work Wall J.8


 FW95840WR • 95" wide x 84" high Open Knee Space Work Wall J.8


 FW110840W2R • 110" wide x 84" high Open Knee Space Work Wall J.8

 FW125840IL • 125" wide x 84" high Open Knee Space Work Wall J.8

 FW9026-1 • 90" wide x 26" high Work Wall Credenza J.8

 FW9026-2 • 90" wide x 26" high Work Wall Credenza J.8

 FW9026-3 • 90" wide x 26" high Work Wall Credenza J.9

 FW9026-4 • 90" wide x 26" high Work Wall Credenza J.9

Conference Room Furniture K


 FC-xx • Full Storage Credenza with two sets of Storage Cabinets K.1

 FCD-A • Full Storage Credenza with BBB on Left, Storage Cabinet and BBB on Right K.1

 FBP • Decorative Credenza Back Panel K.1

 FC-GGTWH • Full Storage Credenza with two sets of Storage Cabinets and Display Wall K.1


 FCD-ATWH • Full Storage Credenza with BBB, Storage Cabinet, BBB and Display Wall K.1


 FFTWA-WH • Full Storage Credenza with BB, Storage Cabinet, BB and Display Wall K.2


 FVMED • TV Mount for Flat Screen Monitors up to 50" K.2


 FVLRG • TV Mount for Flat Screen Monitors over 50" K.2

 FLEC-36 • Lectern K.2

 FLEC-24 • Lectern K.2

 FLEC-24M • Mobile Lectern K.2

 FSM • Mobile Server K.2

 FTCM • Mobile Tech Cart K.3

Conference Tables

 FRE • Rectangular Shaped Conference Table, one piece top L.1

 FRE • Rectangular Shaped Conference Table, two piece top L.1


 FRE • Rectangular Shaped Conference Table, two piece top L.1


 FREST • Rectangular Shaped Sectional Conference Table L.1


 FREST • Rectangular Shaped Sectional Conference Table L.1

 FRESTCT • Rectangular Shaped Sectional Conference Table L.1

 FRESTCT • Rectangular Shaped Sectional Conference Table L.2



















































 FREBE • Rectangular Shaped Conference Table with Bow Ends, one piece top L.2

 FREBE • Rectangular Shaped Conference Table with Bow Ends, two piece top L.2

 FREBE • Rectangular Shaped Conference Table with Bow Ends, two piece top L.2

 FREBEST • Rectangular Shaped Sectional Conference Table with Bow Ends L.2

 FREBEST • Rectangular Shaped Sectional Conference Table with Bow Ends L.2

	FREBESTCT • Rectangular Shaped Sectional Conference Table with Bow Ends L.2		FRA • Racetrack Conference Table, two piece top L.5		BTC002 • Vault Conference Power Grommet M.1
	FREBESTCT • Rectangular Shaped Sectional Conference Table with Bow Ends L.3		FRA • Racetrack Conference Table, two piece top L.5		BTC003 • Vault Desk Power Grommet M.1
	FBO • Boat Shaped Conference Table, one piece top L.3		FRAST • Racetrack Sectional Conference Table L.5		DSRTMCS401 • Recessed Power Block, 401 M.1
	FBO • Boat Shaped Conference Table, two piece top L.3		FRAST • Racetrack Sectional Conference Table L.5		DSRTMCS421 • Recessed Power Block, 421 M.1
	FBO • Boat Shaped Conference Table, two piece top L.3		FRASTCT • Racetrack Sectional Conference Table L.5		DSRTMCS602 • Recessed Power Block, 602 M.1
	FBOST • Boat Shaped Sectional Conference Table L.3		FRASTCT • Racetrack Sectional Conference Table L.6		DSRTMCS622 • Recessed Power Block, 622 M.1
	FBOST • Boat Shaped Sectional Conference Table L.3		FWE • Wedge Shaped Conference Table, one piece top L.6		DSRTMCS642 • Recessed Power Block, 642 M.2
	FBOSTCT • Boat Shaped Sectional Conference Table L.3		FWE • Wedge Shaped Conference Table, two piece top L.6		ABLBB • Telcom Plate M.2
	FBOSTCT • Boat Shaped Sectional Conference Table L.4		FWE • Wedge Shaped Conference Table, two piece top L.6		ABLBBBB • Telcom Plate M.2
	FBOBE • Boat Shaped Conference Table, one piece top L.4		FWEST • Wedge Shaped Sectional Conference Table L.6		ABLAB437 • Telcom Plate M.2
	FBOBE • Boat Shaped Conference Table, two piece top L.4		FWEST • Wedge Shaped Sectional Conference Table L.6		ABLC17L37 • Telcom Plate M.2
	FBOBE • Boat Shaped Conference Table, two piece top L.4		FWESTCT • Wedge Shaped Sectional Conference Table L.6		ABLC17AB • Telcom Plate M.2
	FBOBEST • Boat Shaped Sectional Conference Table L.4		FWESTCT • Wedge Shaped Sectional Conference Table L.6		ABLC9C9 • Telcom Plate M.2
	FBOBEST • Boat Shaped Sectional Conference Table L.4		FRE • Square Table L.7		LED • LED Light M.2
	FBOBESTCT • Boat Shaped Sectional Conference Table L.4		FRO • Round Table L.7		VVACSBLK • Wire Management Snake M.3
	FBOBESTCT • Boat Shaped Sectional Conference Table L.5	Accessories M			LIG • LED Snake Light with dimmer M.3
	FRA • Racetrack Conference Table, one piece top L.5		BTC001 • Vault Conference Power Grommet M.1		MIC • Microphone M.3



LO • Lock Assembly
M.3



LOB • Lock Drum with Key
M.3



LOCK • Lock Key
M.3



GM1 • Round Grommet - Plastic
M.3



GM5 • Rectangular Grommet - Metal
M.3



QC • Quick Connector
M.4

WHERE TO ORDER / HOW TO USE THIS GUIDE

AREA	PHONE	FAX
Ontario (Except Ottawa)	905-470-0010	905-470-6262
Calgary, AB (Global Alberta - Calgary)	403-250-7770	403-250-7773
Edmonton, AB (Global Alberta - Edmonton)	780-444-8922	780-443-3913
Halifax, NS (Halifax)	902-422-7434	902-423-9924
Quebec, QC (Quebec)	418-653-6111	418-653-6151
Montreal, QC (Montreal)	514-866-4331	514-866-8567
Ottawa, ON (Ottawa)	613-234-2881	613-234-5350
Burnaby, BC (Global West)	604-432-1701	604-432-7475
Winnipeg, MB (Winnipeg - Saskatchewan)	204-925-3350	204-925-3356

Price and Product Guide Section: Features the actual product pricing and specification instructions. This section is divided into Casegoods, Workwalls, Conference Room Furniture, Conference Tables and Accessories.

General Information: Includes subdivision sections of casegoods construction, varnish specification, veneers and wood solids, finishing process, general installation and hardware, maintenance, terms and conditions of sale, warranty and where to order.

ISO 9001:2015 Registered: The Descor Factory is ISO 9001:2015 registered for manufacturing procedures and practices of quality and quality control processes.

ISO 14001:2015 Registered: The Descor Factory is ISO 14001:2015 registered for environmental procedures and practices.

ANSI/BIFMA Certified: Descor casegoods have passed ANSI/BIFMA standards for product construction and durability.

FSC ®: Forest Stewardship Council ®. Option available on all wood veneer products by special request.

BIFMA e3: Furniture sustainability level 3

Greenguard: All Descor Products are Greenguard certified

Price List Effective: June 2024

HOW TO ORDER A PRODUCT

Creating a correct and complete product number ensures clean orders and accurate information for the factory. Clean orders expedite order entry and factory order scheduling, thereby, saving days, sometimes weeks off potentially extended lead-times.

From product to product, there are different options available that affect the length, options and sequence of the order-string.

To view current wood, plastic laminate finish and fabric samples, please visit www.globalcontract.com.

To order actual wood, plastic laminate finish and fabric samples and cards, place request with the Global Marketing Department via fax at 416-667-0338 or via e-mail at literaturecdn@globalfurnituregroup.com.

Wood finish and LP Laminate samples are individual 3"x 5" chips and can be obtained through the above by request.

EXAMPLE - HOW TO SPECIFY

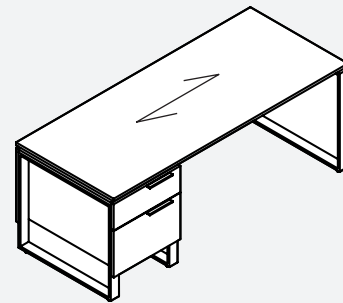
CODES: The price list uses a numbering system with meaningful alphanumeric characters to create a simple-to-understand product number. This makes specifying the product easy and accurate.

SPECIFICATION EXAMPLE OF A DESK UNIT

PRODUCT CODE: FSL7230B
 F = Foundations
 S = Single
 L = Pedestal on Left
 7230 = Size: Width x Depth
 B = Pedestal Style

FINISH: Choose Finish

NOTE: Arrow indicates direction of grain.



CONSTRUCTION

Finish: Conversion varnish (similar to catalyzed lacquer, but tougher), 25° sheen. Descor does not buff or rub its finishes.

360° Finishing: All Descor wood casegood products are veneered and finished on the back sides (except modular under-surface storage - tops and backs are unfinished).

Engineered Veneer: Is standard on Casegoods.

Pedestals and Credenzas: Are suspended 7 ½" off the floor by an open framed aluminum leg. Locks are always located on the side panel. Handle placement is offset from the centre towards the lock. Overall height is always 26 ½".

Drawer Suspensions: Pedestal drawer suspensions are metal ball bearing type.

Both box and file drawers are full extension.

Hanging file rails: Are pre-installed on file drawer perimeters. The back rail in a lateral file drawer is designed for both legal and letter size filing.

Drawer Construction: Drawer sides and bottoms are wrapped black vinyl. Veneered drawer interiors are available as an option (see finishes and options section).

Drawer Fronts: The drawer front is an applied element to a four sided drawer. Drawer fronts are veneered on all surfaces. Drawer fronts can be removed or replaced in the field.

Leveling Glides: Levelers have a 1" range of adjustment.

ENGINEERED WOOD VENEER

Engineered veneer is real wood that through a manufacturing process of slicing, dying, gluing and re-slicing achieves consistent wood grain and colour structure.

Veneer is purchased by the block and sliced into a rift cut slip matched pattern to a thickness of 0.6mm (1/42")

Descor lays up rift cut veneers in a slip match method.

For other natural or engineered veneers, species, cuts and patterns, please contact Customer Service.

DESCOR CONVERSION VARNISH SPECIFICATIONS

Descor uses conversion varnish: It is among the most durable finishes used in the contract furniture industry (more durable than catalyzed lacquer).

Conversion varnish is a synthetic, catalyzed cured (chemically active) finish, containing UV inhibitors to slow the oxidizing (colour changing) effects of ultra-violet rays on wood.

Descor produces low 25° sheen. Low sheens are the most practical for commercial use as it doesn't show most scratches and are more easily touched-up than higher sheens.

Cures with heat, developed two ways:

- Chemically (catalyst reaction within the varnish itself)
- Line oven (approximately 140° F) accelerates finish curing and increases molecular density for a harder finish

Conversion varnish has a component called "solids", produced by a combination of resins when the solvent evaporates. These solids float to the varnish surface, which is where they cure. These solids are the durable aspect of the finish. Descor uses an "off-the-gun" technique with conversion varnish. This means the "solids" (the durable aspect of the finish) remain intact on the surface of the finish.

Descors standard finish on oak and walnut is open pore, on cherry and maple is semi-closed pore. If a full fill finish is required for walnut, cherry and maple tops, add the suffix "2" to the finish code and add 5% to the base pricing for each product.

Custom finish is available at an upcharge (see finishes and options section).

GENERAL INSTALLATION AND HARDWARE

Uncartoning

Always uncarton wood office furniture with care. Never use a knife or sharp object of any kind to open cartons. Tear cartoning tape off by hand. Protective corner blocks, foam-wrap, and a bottom skid are included in the carton during shipping for protection.

Hardware: All necessary hardware to assemble the furniture is included in the shipment. Actual wall-attachment fasteners for wall cabinets and tackboards are not included due to variable site conditions.

Hanging file rails: Pre-installed on file drawer perimeters and accommodates both legal and letter size filing.

Connecting Brackets: Are used to attach Bridges and Returns to Desks and are shipped pre-attached to the bottom of the Bridge or Return. Additional screws are shipped in a plastic bag.

Installation: Wall-mounted cabinets and tackboards are shipped with pre-attached horizontal wall rails at the back of each unit. The wall-side components must be detached from the unit and fastened to the wall accordingly. Wall fasteners are not included due to the variable site conditions. Securing the wall rail to a vertical structural member is the required manner of installation. The cabinet or tackboard is then lowered on to the wall rail. It is important to level the wall rail before installation. Wall cabinets are equipped with levelers at the bottom of the back panels for proper cabinet alignment. Units with doors are equipped with adjustable European door hinges to assist in door alignment. It is required to use a #8 wood screw through the back of the cabinet and the wall-mounted rail, to further secure the wall attachment. Tackboards have vertical grooves in the back for tasklight wiring.

Transaction Counter and Decorative Panels: Are shipped knock down.

To assemble it follow the assembly instruction sheet included. To secure the transaction counter to the desk, double sided tape is applied to the bottom of the end panels. Included screws must be used to attach the decorative panel to the desk.

Modular storage units: Have pre-drilled holes through the tops for securing to the bottom of the work surfaces. Screws and lock keys are included in a plastic bag fastened inside the pedestal. Pedestals may be installed flush or offset. Disassemble the Modular Unit first before relocating the entire unit to avoid damage or bodily injuries.

Work Walls: Incorporate storage units, credenzas and niches of different sizes, attached to the base with connecting bolts. Upper units are installed with plastic dowels. Small connectors are supplied to secure the units thru the side panels. Complete assembly instruction is included with the wall unit. All necessary connectors and dowels are shipped in a plastic bag.

Credenza Backpanels and Display Walls: Optional credenza backpanels and display walls are attached to the units with supplied quick connectors. To assemble the display wall follow the assembly instructions included. All connectors and confirmat screws are shipped in a plastic bag.

Tables: All table components are shipped in multiple boxes. Screws and table connectors are packed in a separate box identified with the label "Hardware Enclosed". Assembly instructions for specific tables are included.

You may visit www.globalcontract.com to find the assembly instructions under Resources - Installation Manuals - Foundations

Caution: Using screws other than those supplied by Descor could result in damage to finished tops. Descor will not honor claims due to installation of incorrect hardware.

Upon completing installation, wipe furniture with a damp cloth, followed by a dry soft cloth.

Leveling wood office furniture properly is the most important procedure to ensure proper functioning and alignment of drawers, locks and doors.

CARE AND MAINTENANCE GUIDE

Wood Casegoods Care: Descor furniture is constructed to strict specifications to ensure years of satisfied use. As with all wood products, certain care requirements and periodic maintenance are necessary in order to maintain the original new appearance and function.

Finish Protection: All clear wood finishes are susceptible to scratches from rough and abrasive objects, such as staples, paper clips, ceramic coffee mugs, flower pots, picture frames, etc. Computer equipment with rubber feet can also cause discoloration and softening of the finish due to petroleum distillates in the rubber.

Glass tops are the ultimate protection against scratch mishaps.

The most practical protection is the use of desk-pads or blotters, paper management bins, coasters, common sense caution with rough items, and adding pressure sensitive felt to the feet or bottoms of any potentially destructive item on the Desk.

Finish Care: Wax or polish should never be used on the catalyzed finish; they will give a greasy, cloudy or uneven appearance to the product. Descor's conversion varnish finish is best cleaned by wiping the surfaces with a damp cloth, followed by a soft dry cloth in the direction of the grain. If the surfaces are very dirty, use of a glass cleaning type of product is recommended.

Never use a silicon based product to dust or polish catalyzed finishes. Over time, silicon may disrupt the actual molecular composition of the finish and cause it to soften and become cloudy.

Additional Tips:

- Remove any spilled liquid immediately with a blotting, rather than a wiping motion.
- Do not drag or push objects or stacks of papers across any finely finished surface.
- Avoid exposing surfaces to extreme heat, cold or humidity.
- The surface finish may be burn resistant, however, the wood underneath the finish is not and can be charred by a burning cigarette or heat producing unit.
- Exposure to strong sunlight should be avoided. The surface finish is fade-proof, however, in spite of UV inhibitors in the finish, the wood underneath may change colour (patina) where extended exposure to sunlight exists. Natural or light finished species are especially susceptible to UV colour change.
- Building maintenance and maintenance service management should be notified of the proper care instructions and procedures for your furniture to avoid damage and allow optimum appearance for years to come.
- Special care should be taken to protect wood furniture when other trades such as painters, electricians and telecommunications workers are present performing work.
- Drawer suspensions are lubricated prior to shipment. Periodic lubrication may be applied to the ball bearing housing with a high quality lubricant found in most hardware stores.
- Drawer alignment is achieved with proper leveling of desks and credenzas.
- Check leveling glides for adjustment if the furniture is moved.
- Modular furniture items, such as Desk Shells and Modular Pedestals **must be disassembled** prior to moving or relocating to avoid damage to the furniture.
- Hutch and wall cabinet doors may require field adjustment, from time to time, due to shifting weight load factors inside the cabinet.
- Touch-up of wood furniture should only be attempted by a qualified refinisher/touch-up technician. Contact your furniture dealer if this need should arise.

DESCOR LIMITED LIFETIME WARRANTY

Descor will, at no cost to the original purchaser and for as long as the original purchaser owns a Descor product repair or replace with a comparable product, at Descor's option, any part or product sold after January 01, 2001, which fails as a result of a defect in its design, materials or workmanship. For all purposes of this warranty, the term "purchaser" is defined as the entity or individual acquiring a new Descor product as the initial purchase thereof either from Descor or an authorized Descor dealer.

Exceptions to this warranty include:

- Descor warrants wood casegoods products to be free from defects in materials and workmanship for a period of 10 years, of single shift service, from the date of delivery.
- Lighting products and grommets are warranted for one year from date of delivery.
- Custom electrical solutions may carry varying warranty coverage.
- Descor fabrics and wood veneers are warranted for 5 years from the date of delivery.
- Electrical components are warranted for 1 years from the date of delivery.
- Moving parts, which include, glides, slides, casters, user adjustable worksurface mechanism are warranted for 5 years from date of delivery.
- Descor warrants its products based on a single shift (40 hours/week). Usage beyond a single shift (40 hours/week) will result in a reduction in the warranty, in proportion to the increased usage.
- Pneumatic cylinders for any product, unless otherwise stated, are warranted for 10 years of single shift (40 hours/week) usage from date of delivery.

This warranty does not include:

- Customers Own Material or finishes applied to Descor products (which include graded in fabrics, which are treated as Customers Own Material).
- Wood Veneer being a natural material will have shade differences between veneer leaves. This will be more apparent between flitches. Fading on wood veneers can be caused by exposure to UV rays / sunlight.
- Wood colour, grain and stain acceptance, which may occur due to the natural elements of wood.
- Ballasts and light bulbs.
- Products which have been modified or which have not been installed or used according to Descor's application and installation guidelines or warnings.
- Products that must be replaced due to normal wear and tear, negligence, abuse, accidents or shipping damage.
- Products used for rental purposes.

In no event shall Descor be liable in either tort or contract for any loss or direct, special, incidental, consequential, or exemplary damages.

This warranty is the customer's sole remedy for product defect. Descor makes no warranties, including the express or implied warranties of merchantability and fitness purpose, other than the express warranties contain herein.

TERMS AND CONDITIONS OF SALE

Prices: Prices are subject to change without notice. All shipments are F.O.B. the plant unless otherwise indicated. All taxes are extra.

Terms: Merchandise shall be invoiced when shipped and payment is due 30 days after invoice date.

Orders: All orders are subject to acceptance by Descor head office and to the Terms of Sale which appear in current price lists.

Orders: All orders are subject to acceptance by Descor head office and to the Terms of Sale which appear in current price lists.

Returns: Merchandise may not be returned without prior written consent. Upon approval, a minimum restocking charge of 35% shall be deducted from the credit note, in addition to any expense incurred should reconditioning be necessary. Return shipping must be prepaid.

Cancellations: All orders are considered firm and not subject to cancellation without our documented approval. Cancellation charges may be required based on expenses incurred during order processing.

Carriers: All shipments shall normally be made through the Buyer's specified carrier. Otherwise Descor shall use its best judgment in selecting a carrier. Prepay and Add Service Charge to cover cost of processing prepaid freight bills, a charge of \$32.00 per shipment will be made. This amount will be included in the "Freight Charges" invoiced by Descor.

Liability: Every effort is employed to effect secure packing for shipment. Descor's liability ends when the carrier issues a clear receipt, acknowledging automatically that the shipment has been received in good condition.

Claims: It is required that all merchandise be carefully examined by recipient before issuance of clear receipt to carrier. Should the shipment arrive unsound or incomplete, have carrier make proper notation on the delivery receipt and original freight bill as to discrepancy before accepting shipment. Any claim for damage or shortage must be filed by you with the delivering carrier. Descor will not accept return of merchandise damaged in transit.

Changes and Cancellations: Descor reserves the right to institute changes with regard to materials, equipment, specification and designs, as well as to discontinue models at any time without prior notice.

After the date of Descor's acknowledgement of a Purchaser's order, the order may not be changed or cancelled by Purchaser without the written consent of Descor. Special order items already in production are not subject to change or cancellation under any circumstances. Other standard items already in production are subject to a minimum 35% restocking charge, based on list price.

A higher percentage may apply, depending on the stage of production.

Finishes: Descor veneers and solid woods are carefully selected for colour, tone and grain. Since the distinctive characteristics and nature of wood cause variations, exact matches are not always possible.

Shipping Weight: All shipping weights and cubic sizes as indicated are approximate.

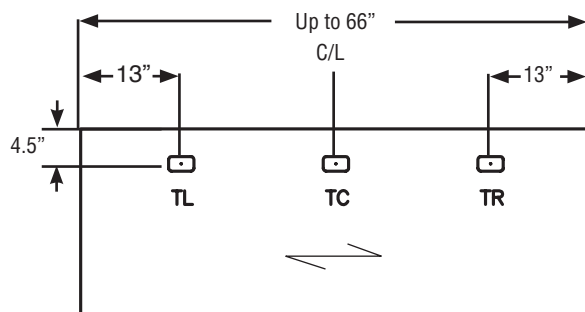
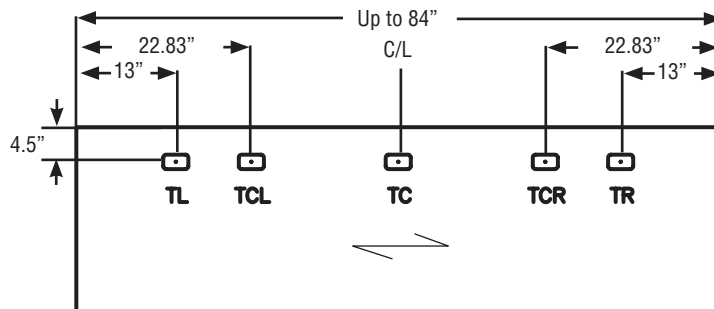
Dimensions: Are approximate. Please contact Descor for specific dimensions required.

FOUNDATIONS CASEGOODS SERIES DETAILS

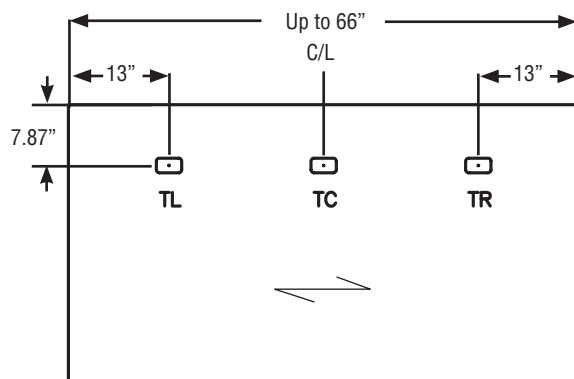
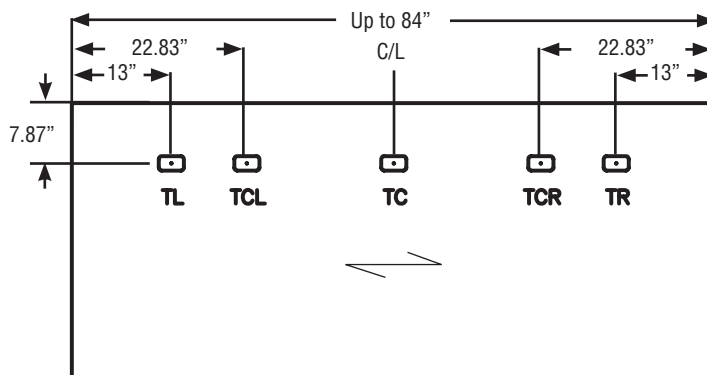
Optional Grommet Locations for Desks, Credenzas and Returns

Standard Grommet for Foundations Tops is GM5K (Tungsten).
Grommets and locations must be specified.

For Tops up to 24" Deep



For Tops from 30" to 36" Deep



NOTE: Arrow indicates direction of grain.

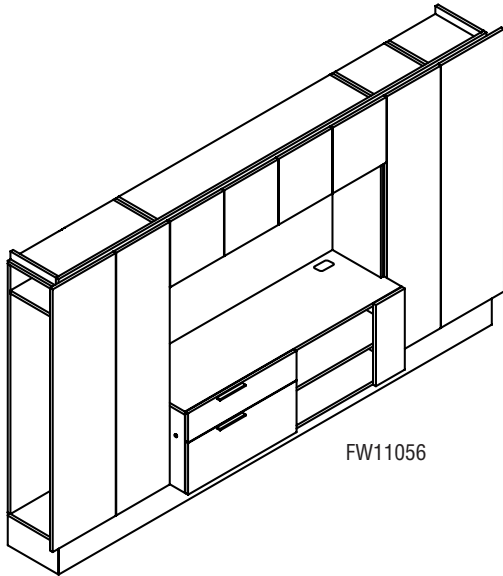
TL - Top Left
TR - Top Right

TCL - Top Centre Left
TCR - Top Right

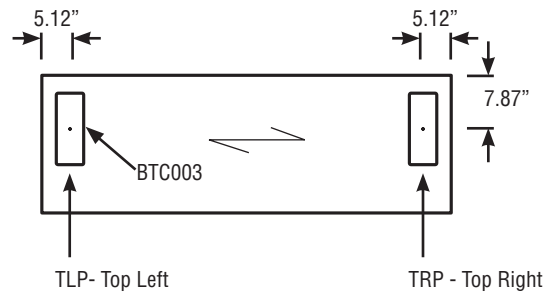
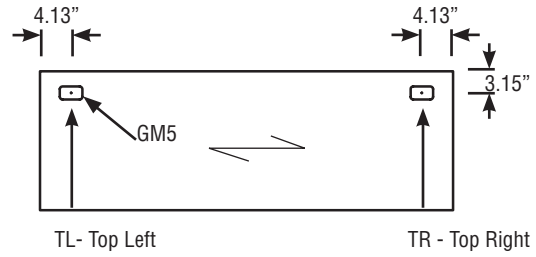
TC - Top Centre

Optional Grommet Locations on Work Walls

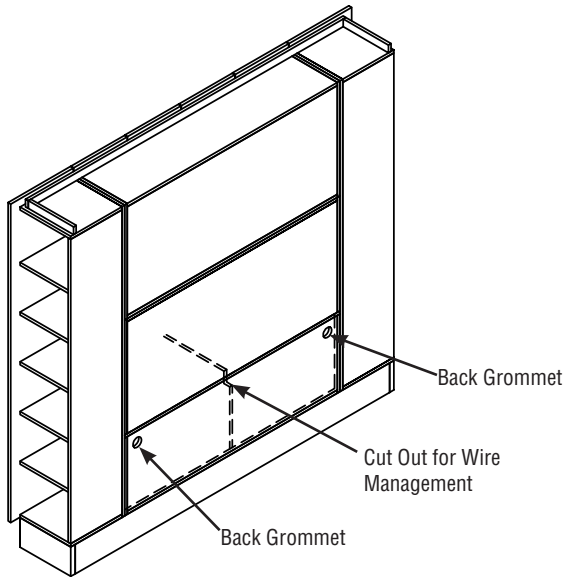
Grommets and Grommet Locations must be specified.



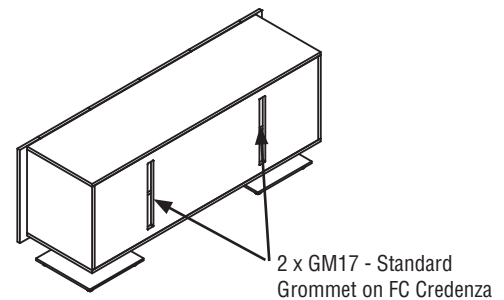
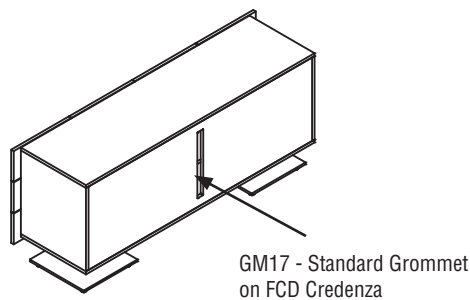
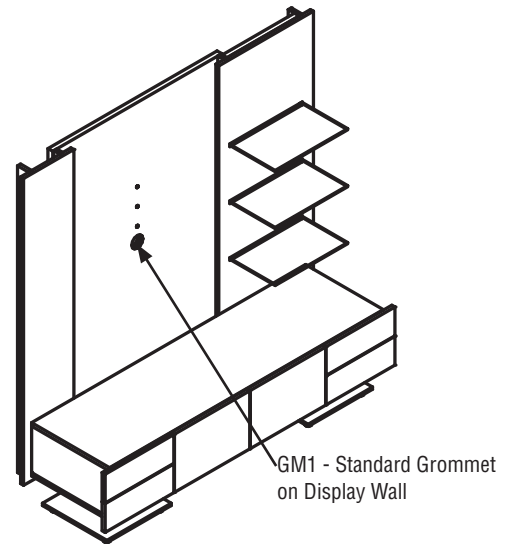
FW11056



Standard Grommet Locations on Work Walls



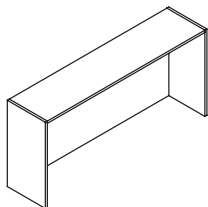
FW9570-IR Back View



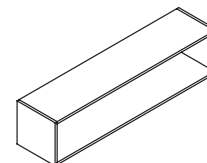
Work Wall Display Niches

Available widths 15", 30", 45", 60" wide.
 Available heights 14", 28", 42" high.
 Maximum niche dimension 60" wide is 42" high.
 Maximum niche dimension 75" wide is 28" high.

When a niche is placed on 20" cantilevered storage there is no bottom



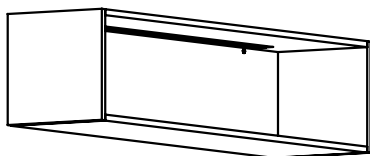
When a niche is placed between storage components it always has a bottom



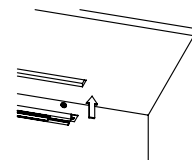
Work Wall Lighting

LED lights for niches must be specified at time of manufacture. When more than one LED light is required in a work wall configuration, a single remote switch is included. Up to four LED lights can work off a single transformer.

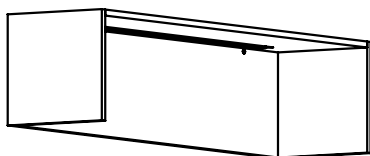
Four sided niche with routed upper panel for LED light.



Niche is routed on inside top panel & back is drilled for wire pass through.



Open bottom niche with routed upper panel for LED light.



LED lights available in 12", 24", 36" and 48" widths.



FOUNDATIONS CONFERENCE SERIES DETAILS

Optional Grommet Locations for Conference Table Tops

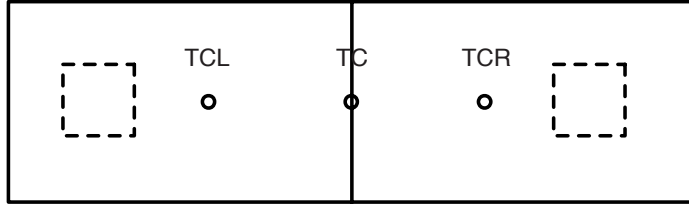
Grommets and Grommet Locations must be specified.

For tables that are 48" wide and 96", 120", 144" or 168" long

TCL - Top Centre Left

TCR - Top Left

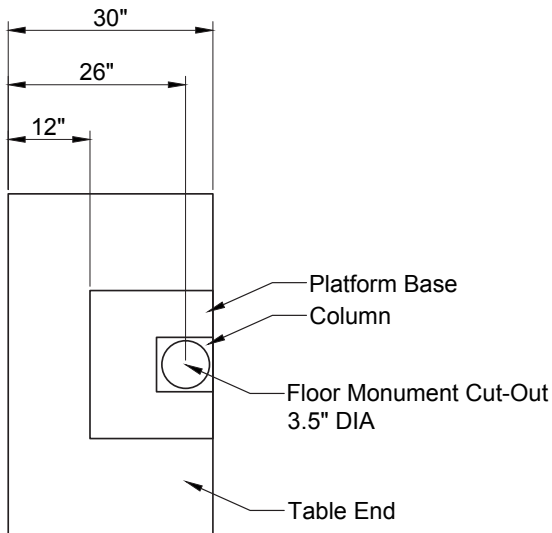
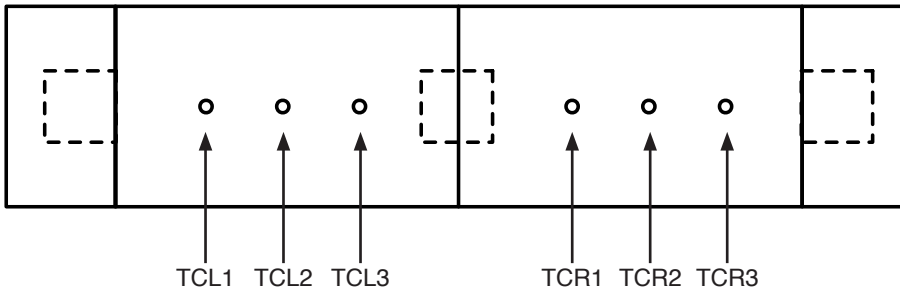
TC - Top Centre



For tables that are 48" wide and 192" or 216" long

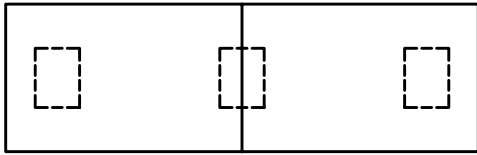
and

tables that are 60" wide and 168", 192", 216" or 240" long

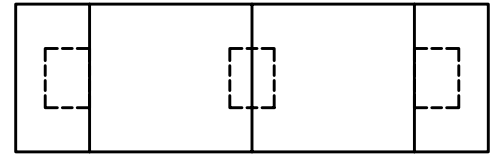


Conference Table Top and Base Guide


Conference Table, two piece Top with 3 Bases



Sectional Conference Table with 3 Bases




Conference Table, two piece Top with 2 Bases



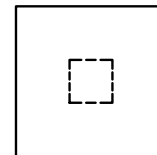
Sectional Conference Table with 2 Bases



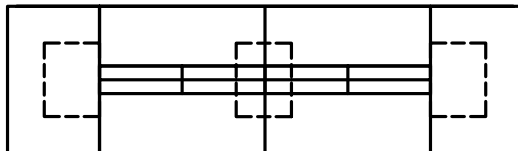
Conference Table, one piece Top with 2 Bases



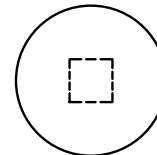
Square Table Top with Mono Base



Sectional Conference Table with Technology Trough and 3 Bases



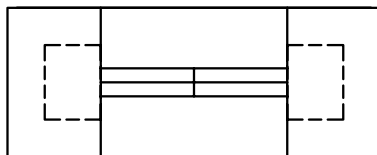
Round Table Top with Mono Base



Sectional Conference Table with Technology Trough and 2 Bases

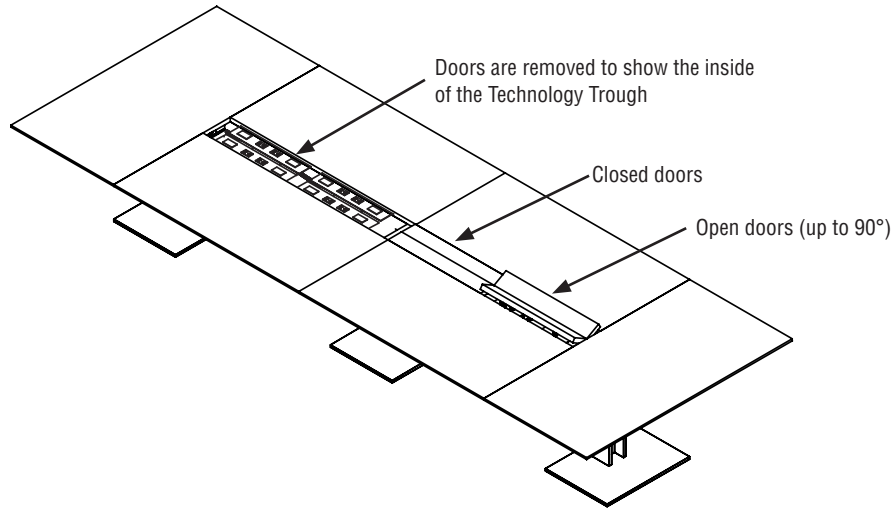


Sectional Conference Table with Technology Trough and 2 Bases

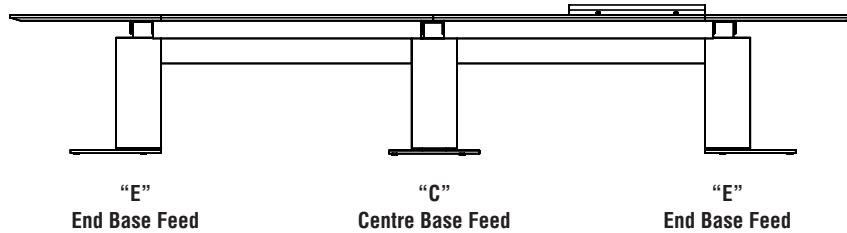


Note: Different Table Shapes are available (Section "L").

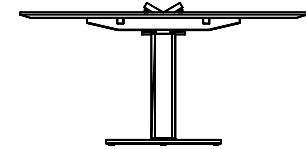
Technology Trough Details



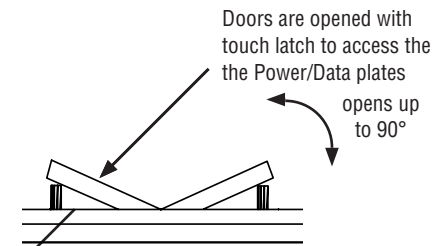
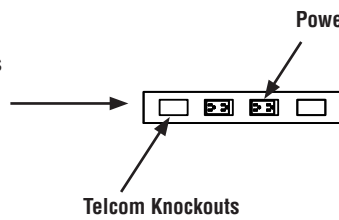
Side View



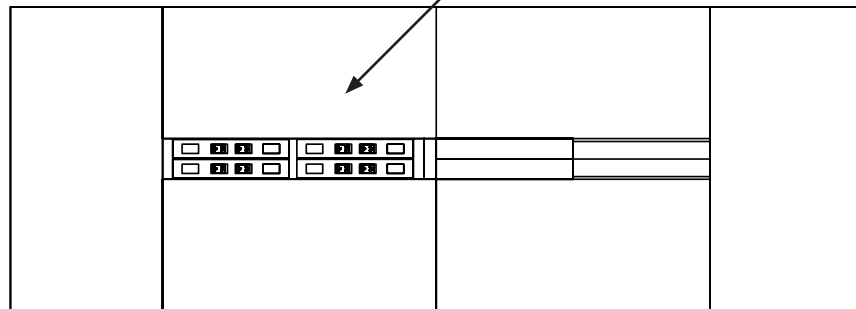
End View



Power kits are included. For telcom plates please refer to page M.3. Two power receptacles and two telcom knockouts per door are standard. Telcom plates will be shipped separately. If no telcom plate is specified, blank coverplate will be included.



End View Detail



FINISHES

Descor Products are Greenguard certified

Standard Foundations Finish Options

- Up to three colours are available for Foundation Casegoods. Please refer to pages A.18 and following.

Foundation Engineered Veneer (Horizontal Grain Standard)

Finish Code	Colour	Veneer Type	Veneer Cut
NTF	Natural	Maple Reconstituted	Rift
TLF	Twilight	Maple Reconstituted	Rift
CIF	Chai	White Oak Reconstituted	Rift
FGF	Fig	White Oak Reconstituted	Rift
RVF	Riviera	White Oak Reconstituted	Rift
STF	Sumatra	White Oak Reconstituted	Rift
WHF	Wheat	White Oak Reconstituted	Rift
MTF	Metro	White Oak Reconstituted	Rift
MSF	Mesa	White Oak Reconstituted	Rift
CHF	Cashmere	White Oak Reconstituted	Rift
SNF	Sienna	White Oak Reconstituted	Rift
WIF	Winter	White Oak Reconstituted	Rift

Finish for Metal Legs (Casegoods)

Finish Code	Colour
SGR	Silver Glimmer

Finish for Metal Legs (Conference)

Finish Code	Colour
BLKT	Black Textured
TUNT	Tungsten Textured
DWTT	Designer White Textured

Solid Colours on MDF

DESCOR FINISH		CODE
Black	(solid colour)	BLM
Chantilly	(solid colour)	CHM
Cloud	(solid colour)	CLM
Dove	(solid colour)	DVM
Oyster	(solid colour)	OSM
Tungsten	(solid colour)	TNM
White	(solid colour)	WHM

- For Decorative Modesty Panels and Plinth used on VGTCUS, VGRCUS, VGLCUS, VGCKCUS and LEC-CURV at no upcharge
- For Doors, Drawer Fronts and Decorative Panels (two tone finish) upcharge 15%

Group 1 and 2 Finishes are available with Vertical Grain only. Add suffix "VG" to the end of the product code.

Group 1 Finishes (Standard Finishes)

Finish Code	Colour	Veneer Type	Veneer Cut
BTW	Biscotti	White Oak	Rift
JAW	Java	White Oak	Rift
MCW	Moch	White Oak	Rift
CRW	Coral	White Oak	Rift
EVW	Evening Oak	White Oak	Rift
MTW	Milestone	White Oak	Rift
CAW	Cocoa Walnut	Walnut	Flat
DWW	Dark Walnut	Walnut	Flat
EWV	Empress Walnut	Walnut	Flat
LTW	Latte Walnut	Walnut	Flat
MHW	Mahogany on Walnut	Walnut	Flat
WLW	Walnut	Walnut	Flat
NLW	Natural Walnut	Walnut	Flat
ULW	Umber Walnut	Walnut	Flat
ACW	Amber Cherry	Cherry	Flat
DCW	Dark Cherry	Cherry	Flat
RCW	Red Cherry	Cherry	Flat
WCW	Windsor Cherry	Cherry	Flat
AMW	Almond Cherry	Cherry	Flat
VNW	Vintage Cherry	Cherry	Flat
HAW	Hazelnut	Maple	Flat
MPW	Maple	Maple	Flat
SMW	Sugar Maple	Maple	Flat
WMW	White Maple	Maple	Flat
OYW	Oyster Maple	Maple	Flat
SHW	Sahara Maple	Maple	Flat

Group 2 Finishes (Add 25% to the list price)

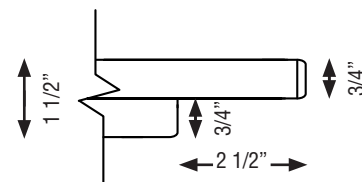
Finish Code	Colour	Veneer Type	Veneer Cut
BRW	Butternut	Anigre	Figured

Finish Options

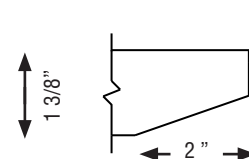
- Custom staining service is available. Cost to match finish is:
 - Orders for \$0 to \$50,000 list, add a \$528 flat fee and 15% to the base pricing for each product.
 - Orders for \$50,000 to \$200,000 list, add 15% to the base pricing for each product.
 - Order for over \$200,000 will not have an upcharge.
- Plastic laminate inlay is available. Surcharges may apply.
- Custom veneers available. Please contact Customer Service for selection & pricing.
- Full fill for walnut, cherry, anigre and maple tops, available at 5% upcharge. Add suffix "2" to the end of the finish code.

EDGES AND HANDLES AVAILABLE

Edge Detail
Foundations Casegoods



Edge Detail
Foundations Conference Tables



Foundations Handle



PL83 Anodized Aluminum, 7.2"

FOUNDATIONS CASEGOODS • FINISH OPTIONS

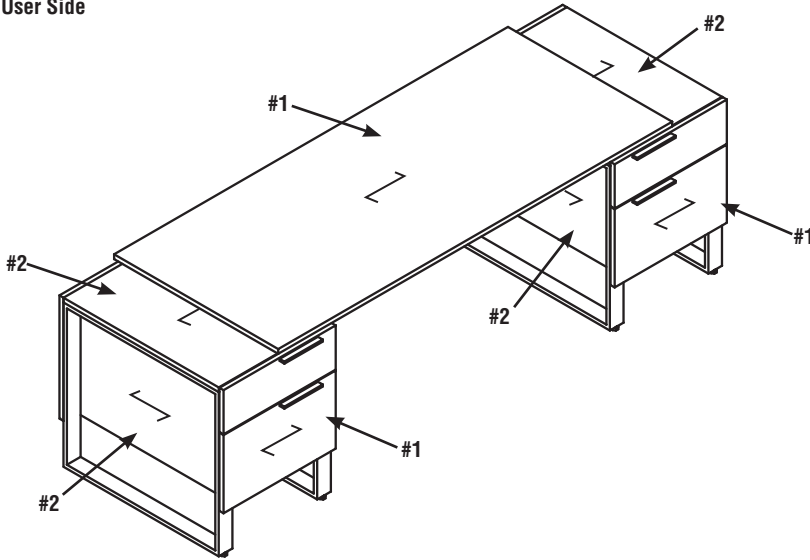
Double and Single Pedestal Desks

For desks two finishes can be specified.
 The first finish in the product string, indicated as #1.
 The second finish in the product string indicated as #2.
 If only one finish is indicated, the entire unit will be monotone.

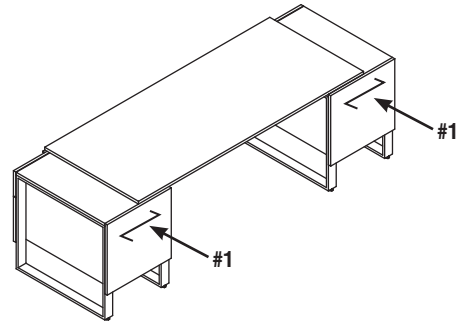
Note:

Horizontal grain direction is standard on all engineered finishes.
 If natural veneer is required, the grain direction will be vertical.
 Arrow indicates direction of grain.

User Side



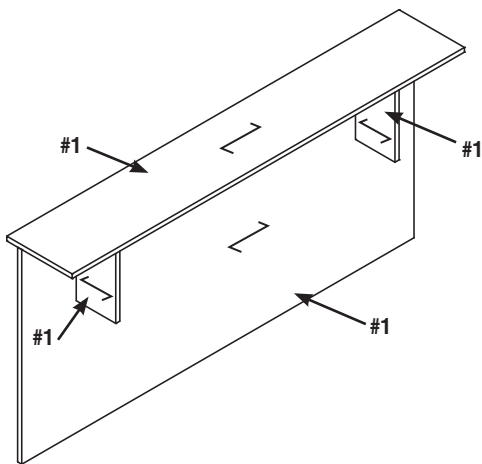
Back View



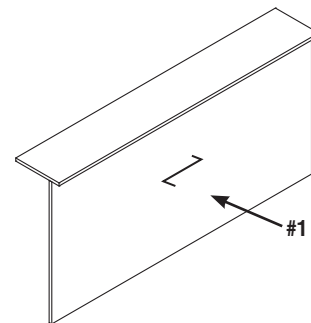
Transaction Counter and Decorative Panel

For Transaction Counter and Decorative Panel only one finish can be specified.

User Side



Back View



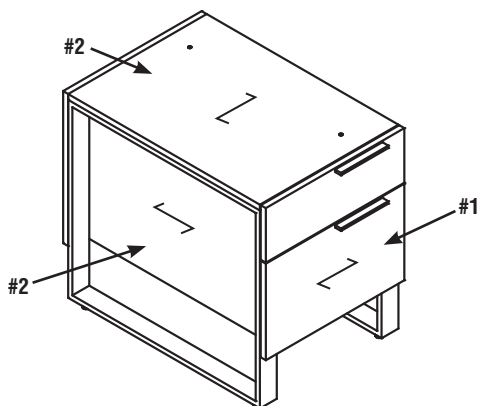
Modular Pedestals

For Modular Pedestals two finishes can be specified. The first finish in the product string, indicated as #1. The second finish in the product string indicated as #2. If only one finish is indicated, the entire unit will be monotone.

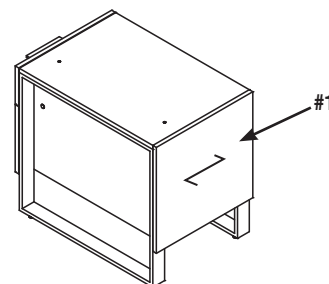
Note:

Horizontal grain direction is standard on all engineered finishes. If natural veneer is required, the grain direction will be vertical. Arrow indicates direction of grain.

User Side



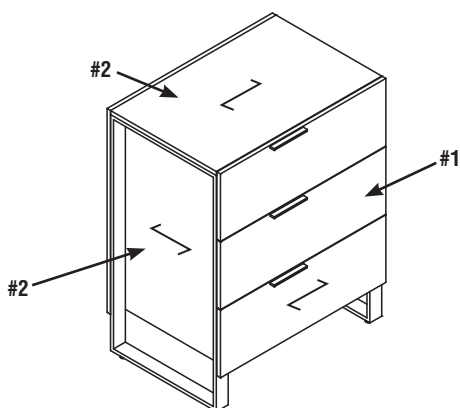
Back View



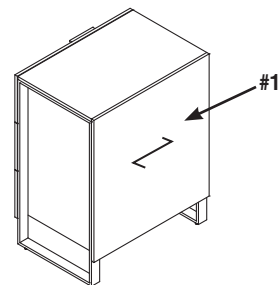
Lateral Files

For Lateral Files two finishes can be specified. The first finish in the product string, indicated as #1. The second finish in the product string indicated as #2. If only one finish is indicated, the entire unit will be monotone.

User Side



Back View



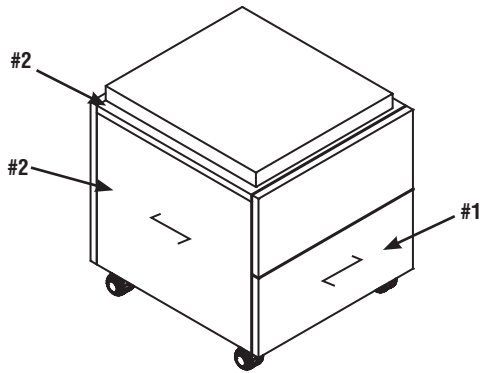
Mobile pedestals

For Mobile Pedestals two finishes can be specified.
 The first finish in the product string, indicated as **#1**.
 The second finish in the product string indicated as **#2**.
 If only one finish is indicated, the entire unit will be monotone.

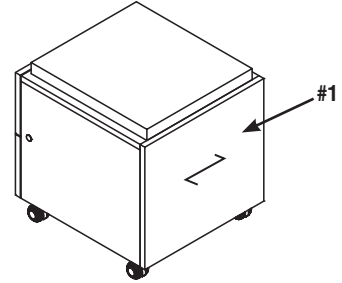
Note:

Horizontal grain direction is standard on all engineered finishes.
 If natural veneer is required, the grain direction will be vertical.
 Arrow indicates direction of grain.

User Side



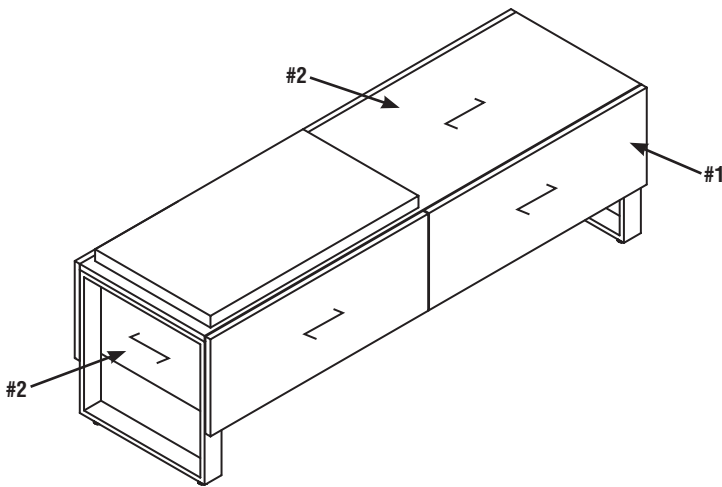
Back View



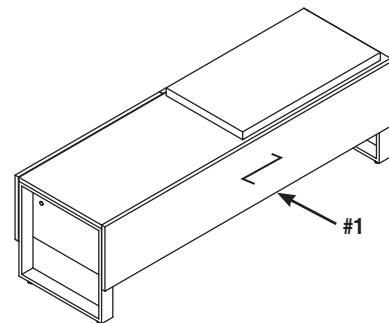
Benches

For Benches two finishes can be specified.
 The first finish in the product string, indicated as **#1**.
 The second finish in the product string indicated as **#2**.
 If only one finish is indicated, the entire unit will be monotone.

User Side



Back View



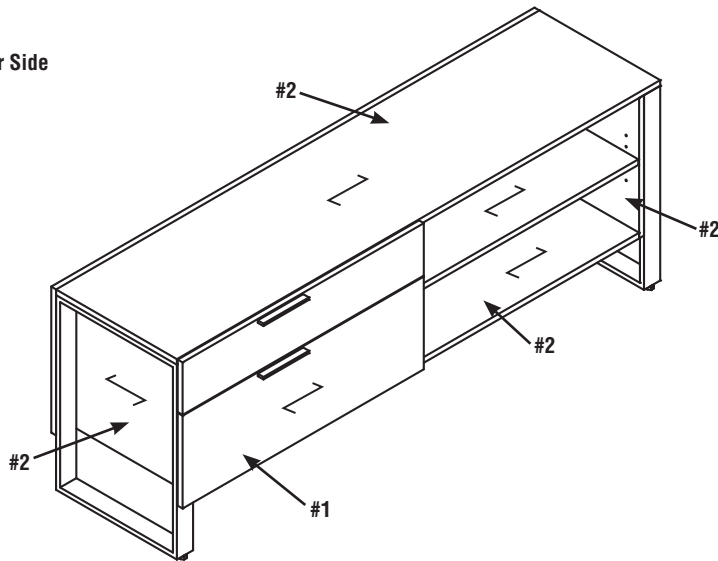
Credenzas

For Credenzas two finishes can be specified.
 The first finish in the product string, indicated as #1.
 The second finish in the product string indicated as #2.
 If only one finish is indicated, the entire unit will be monotone.

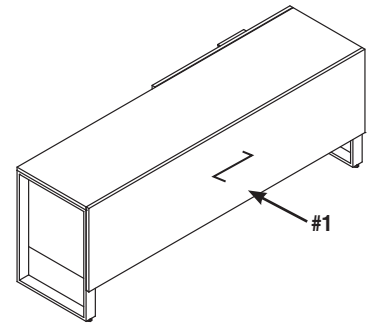
Note:

Horizontal grain direction is standard on all engineered finishes.
 If natural veneer is required, the grain direction will be vertical.
 Arrow indicates direction of grain.

User Side



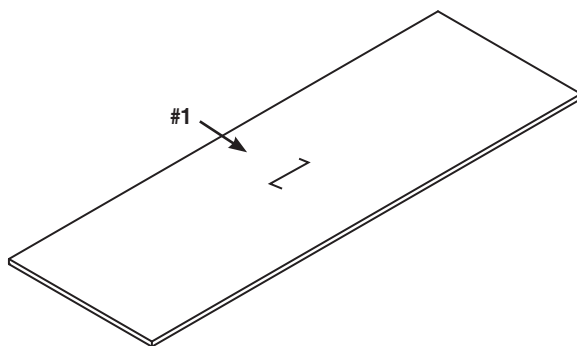
Back View



Modular Tops

For Modular Tops only one finish can be specified.

Isometric View



End View



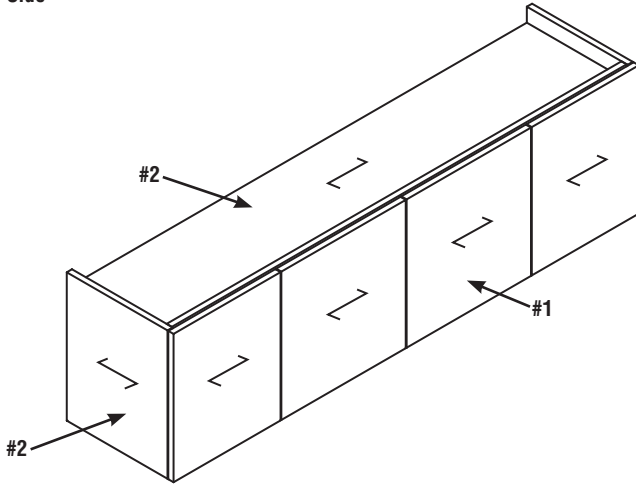
Wall Mounted Overheads

For Wall Mounted Overheads two finishes can be specified. The first finish in the product string, indicated as #1. The second finish in the product string indicated as #2. If only one finish is indicated, the entire unit will be monotone.

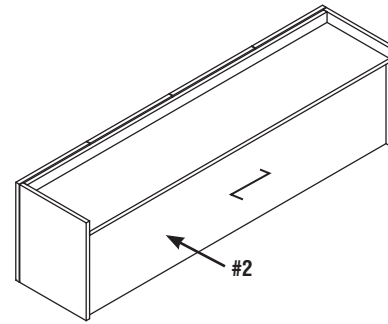
Note:

Horizontal grain direction is standard on all engineered finishes. If natural veneer is required, the grain direction will be vertical. Arrow indicates direction of grain.

User Side



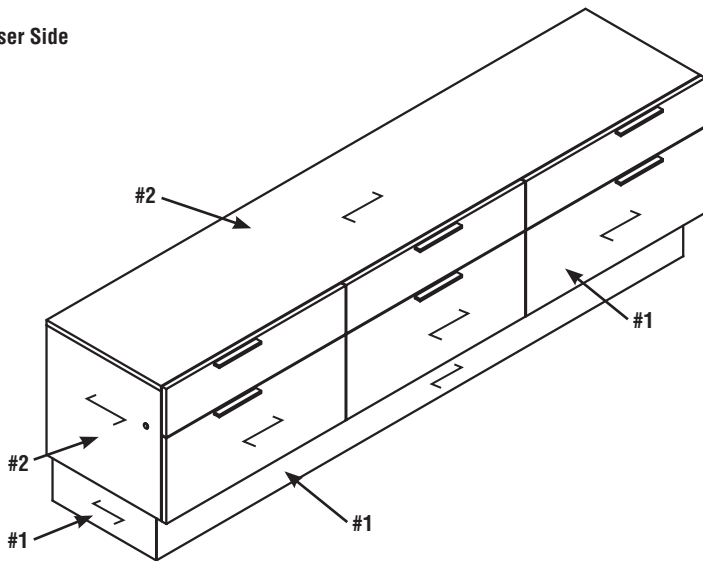
Back View



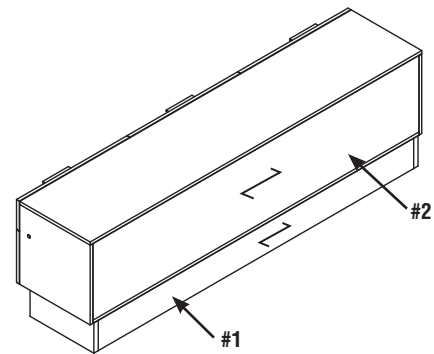
Work Wall Credenzas

For Work Wall Credenzas two finishes can be specified. The first finish in the product string, indicated as #1. The second finish in the product string indicated as #2. If only one finish is indicated, the entire unit will be monotone.

User Side



Back View



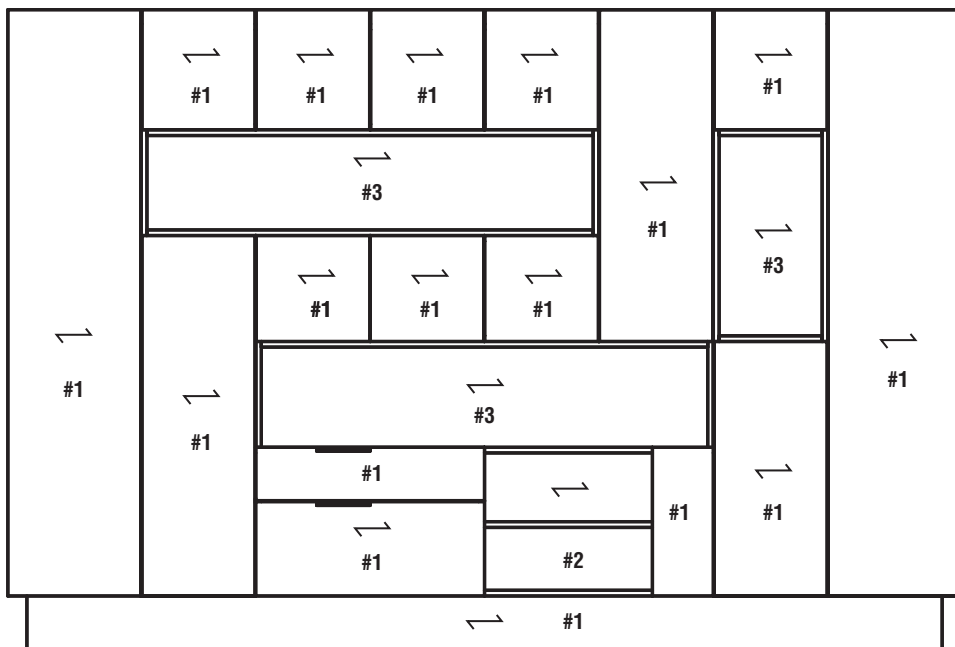
Work Walls

For Work Walls three finishes can be specified.
 The first finish in the product string, indicated as #1.
 The second finish in the product string indicated as #2.
 The third finish in the product string indicated as #3.
 If only one finish is indicated, the entire unit will be monotone.

Note:

Horizontal grain direction is standard on all engineered finishes.
 If natural veneer is required, the grain direction will be vertical.
 Arrow indicates direction of grain.

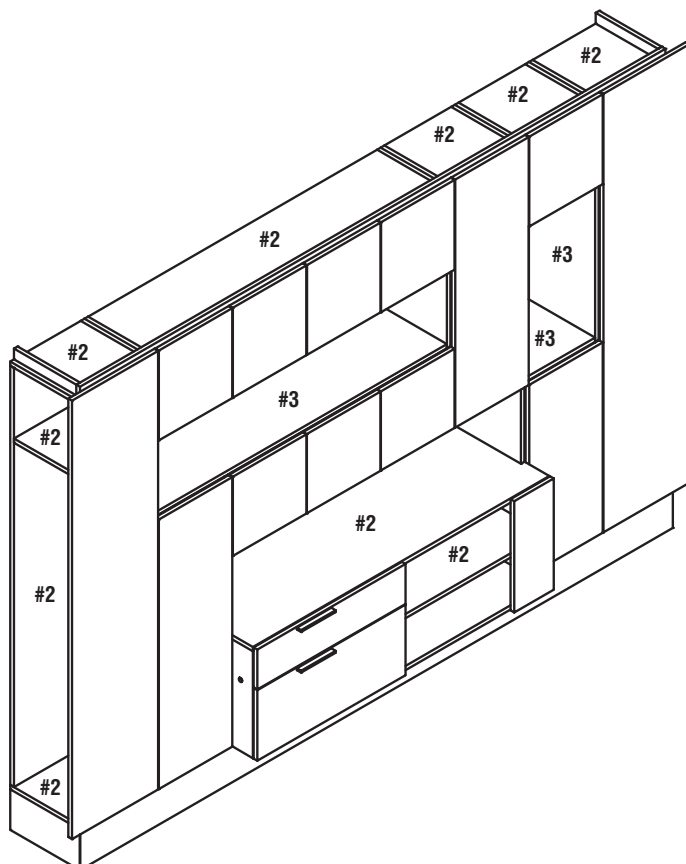
Front View



Side View



Isometric View



FOUNDATIONS CONFERENCE • FINISH OPTIONS

Sectional Top with two bases

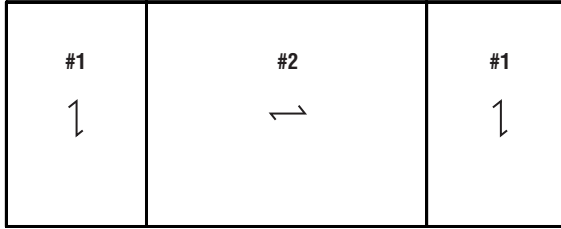
For Sectional Tops two finishes can be specified.

The first finish in the product string, indicated as #1.

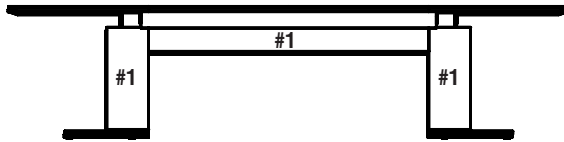
The second finish in the product string indicated as #2.

If only one finish is indicated, the entire Table will be monotone.

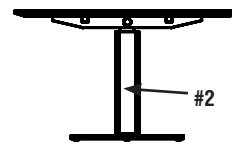
Top View



Side View



End View



Sectional Top with Technology Trough and bases

For Sectional Tops with Technology Troughs three finishes can be specified.

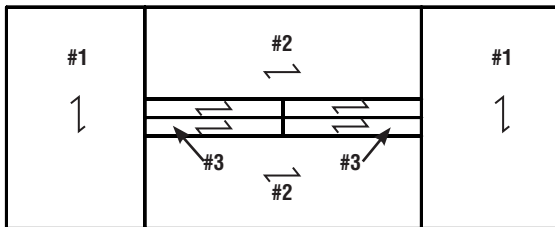
The first finish in the product string, indicated as #1.

The second finish in the product string indicated as #2.

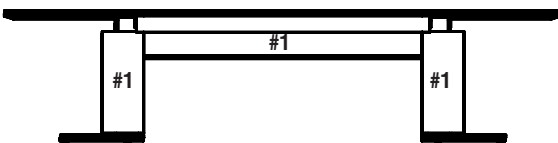
The third finish in the product string indicated as #3.

If only one finish is indicated, the entire Table will be monotone.

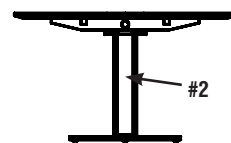
Top View



Side View



End View



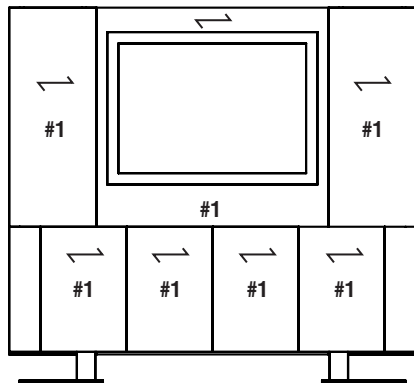
Full Storage Credenza with two sets of Storage Cabinets and Display Wall

For Storage Credenzas two finishes can be specified. The first finish in the product string, indicated as #1. The second finish in the product string indicated as #2. If only one finish is indicated, the entire unit will be monotone.

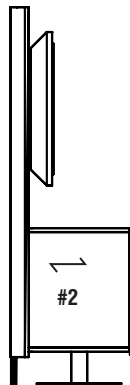
Note:

Horizontal grain direction is standard on all engineered finishes. If natural veneer is required, the grain direction will be vertical. Arrow indicates direction of grain.

Front View



Side View



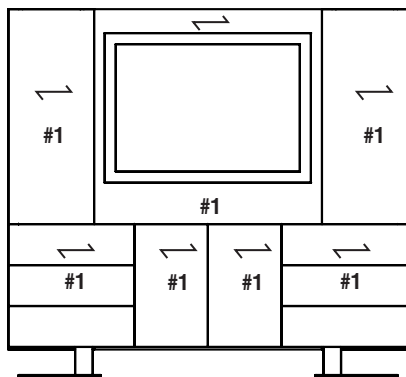
Top View



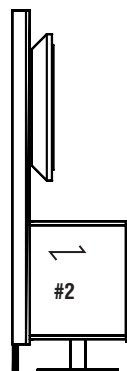
Full Storage Credenza with BBB, Storage Cabinet, BBB and Display Wall

For Storage Credenzas two finishes can be specified. The first finish in the product string, indicated as #1. The second finish in the product string indicated as #2. If only one finish is indicated, the entire unit will be monotone.

Front View



Side View



Top View



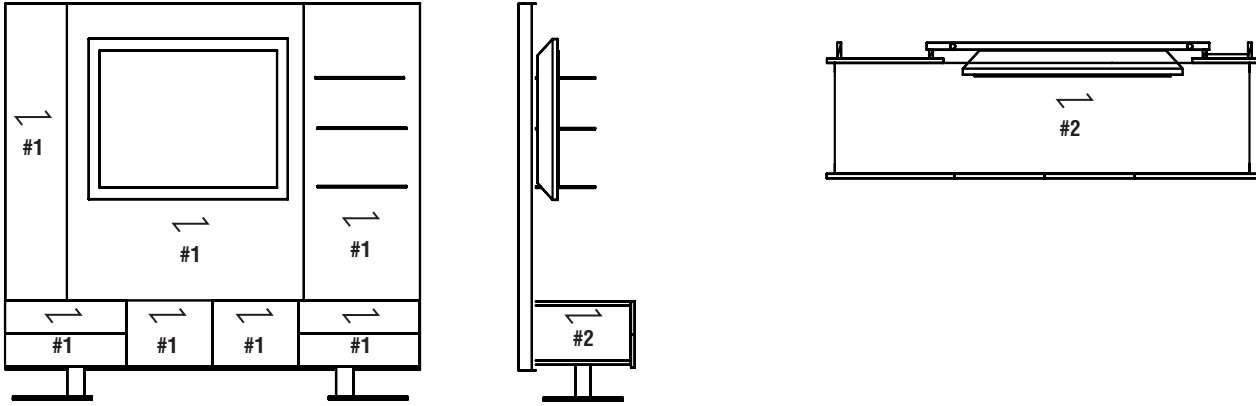
Full Storage Credenza with BB, Storage Cabinet, BB and Display Wall
 For Storage Credenzas two finishes can be specified.
 The first finish in the product string, indicated as **#1**.
 The second finish in the product string indicated as **#2**.
 If only one finish is indicated, the entire unit will be monotone.

Note:
 Horizontal grain direction is standard on all engineered finishes.
 If natural veneer is required, the grain direction will be vertical.
 Arrow indicates direction of grain.

Front View

Side View

Top View



Lecturn

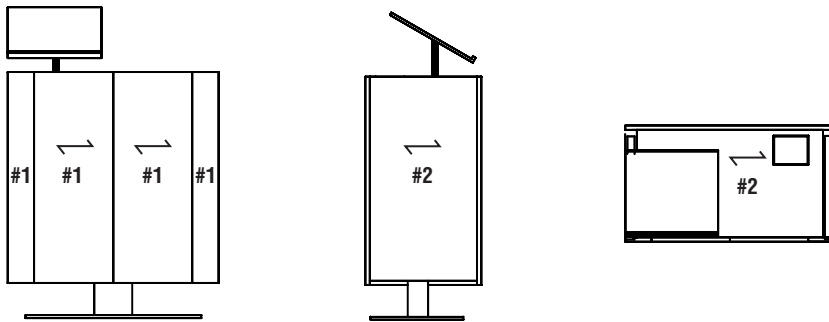
For Lecturn two finishes can be specified.
 The first finish in the product string, indicated as **#1**.
 The second finish in the product string indicated as **#2**.
 If only one finish is indicated, the entire unit will be monotone.

FLEC-36 Lecturn

Front View

Side View

Top View

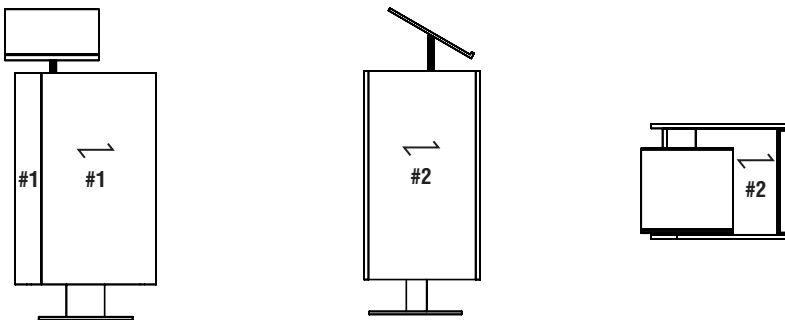


FLEC-24 Lecturn

Front View

Side View

Top View



Mobile Units

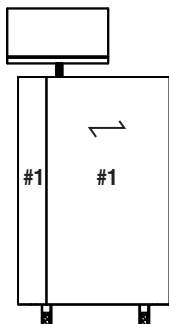
For Sectional Tops two finishes can be specified.
 The first finish in the product string, indicated as #1.
 The second finish in the product string indicated as #2.
 If only one finish is indicated, the entire unit will be monotone.

Note:

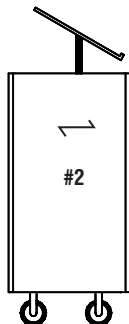
Horizontal grain direction is standard on all engineered finishes.
 If natural veneer is required, the grain direction will be vertical.
 Arrow indicates direction of grain.

Mobile Lecturn

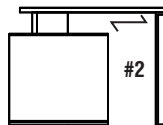
Front View



Side View

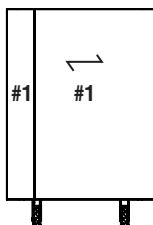


Top View

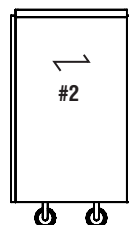


Mobile Tech Cart

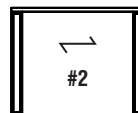
Front View



Side View

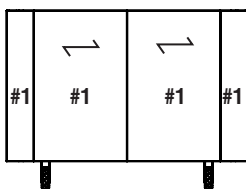


Top View

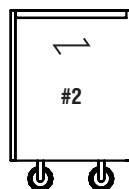


Mobile Server

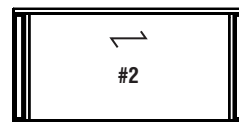
Front View



Side View



Top View



TACKBOARD FABRICS - GRADE 1

Tackboards are standard in Global Contract Grade 1 panel fabrics, please refer to the following website for the current offering

<http://www.globalcontract.com>

To find the **Panel Fabrics** choose the **Resources** tab and click on **Fabrics and Finishes**. Here you will find the different panel fabric collections to choose from, which include the different fabric patterns.

For Example:

The collection Anchorage has 23 different Fabric Patterns

Anchorage	
Birch	AN40
Green Apple	AN41
Lapis	AN42
Straw	AN43
Wolf	AN44
Goose	AN45
Angora	AN46
Cumin	AN47
Asteroid	AN48
Geranium	AN49
Thistle	AN50
Graphite	AN51
Slate	AN52
Quarry Blue	AN53
Onyx	AN54
Pumpkin	AN55
Red Delicious	AN56
Sunshine	AN57
Magenta	AN58
Waterfall	AN59
Green Olive	AN60
Vanilla	AN61
Cobalt	AN62

KEY ALIKE FORM

DATE

ACK.NO. (PROVIDED BY DESCOR)

PAGE(S)

of

CUSTOMER PO#

SPECIAL INSTRUCTIONS

INITIATED BY

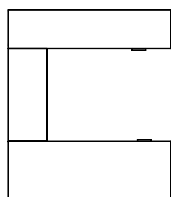
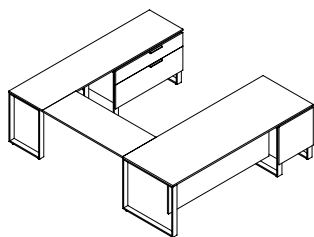
ADD ON

ORIGINAL PO#

KEY NO. W401 to W500 Inclusive	TAG AREA	QUANTITY	DESCOR USE ONLY	
			Key Area Total	Checked Total
			Quantity	Print Initials

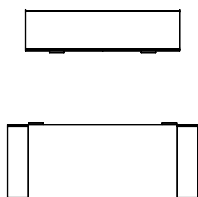
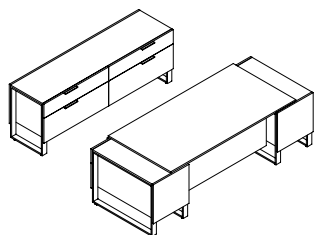
Note: If Key Alike Instructions are not Submitted to DESCOR INDUSTRIES with the Customer's Purchase Order, all components will be keyed randomly.

Casegoods F-01



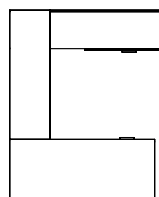
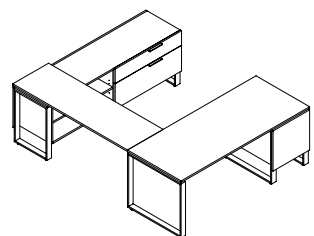
QUANTITY	CODE	DESCRIPTION	PRICE
1	FSL7830B	Single Pedestal Desk with Box/File Pedestal flush on Left	5885
1	FCMP54W	Hanging Wood Modesty Panel	1190
1	FBT4820CG	Bridge Top	1427
1	FCC40R7820H	Single Pedestal Credenza with 40" Lat.Box/File flush on Right	6189
	TOTAL		\$14,691

Casegoods F-02



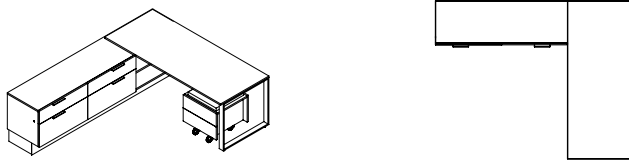
QUANTITY	CODE	DESCRIPTION	PRICE
1	FD7236BBOS	Double Pedestal Desk with Box/File Pedestal offset on Left and Right	8777
1	FCMP50W	Hanging Wood Modesty Panel	1179
1	FCC7420HH	Credenza with Lat. Box/File on Left and right	6153
	TOTAL		\$16,108

Casegoods F-03



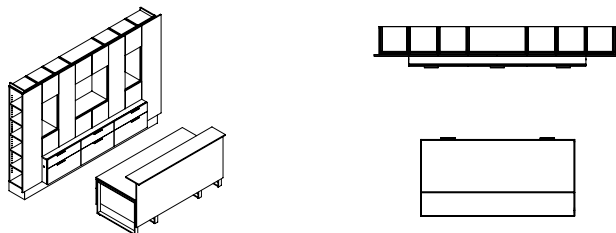
QUANTITY	CODE	DESCRIPTION	PRICE
1	FSL7230B	Single Pedestal Desk with Box/File Pedestal flush on Left	5685
1	F6420TCG	Modular Top, Cross Grain	1305
1	FCC74200H	Credenza with Open Storage on Left and Lat.Box/File flush on Right	5422
1	FCON20	Connection Bracket for Top	161
	TOTAL		\$12,572

Casegoods F-04



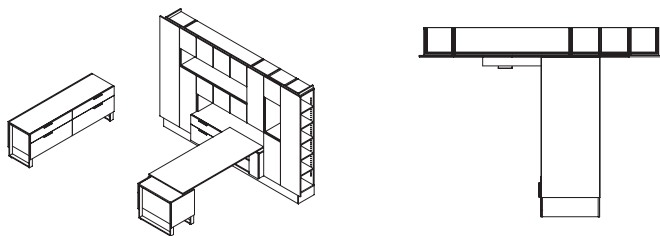
QUANTITY	CODE	DESCRIPTION	PRICE
1	FW9026-2	90" wide x 26" high Work Wall	7604
1	F7230T	Modular Top	1801
1	FLEG30	Frame Leg	840
1	F20BMCU	Mobile Box Box Pedestal with cushion	2232
TOTAL			\$12,476

Casegoods F-05



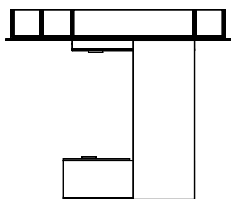
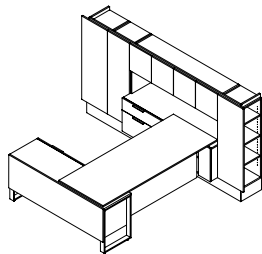
QUANTITY	CODE	DESCRIPTION	PRICE
1	FW12584-20LT	125" wide x 84" high Work Wall with LED Light	28365
1	FD7836BB	Double Pedestal Desk with Box/File Pedestal flush on Left and Right	8714
1	F GTT7812	Rectangular Transaction Counter with Decorative Panel	2727
TOTAL			\$39,806

Casegoods F-06



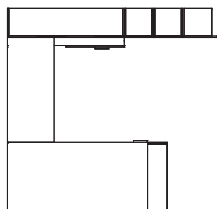
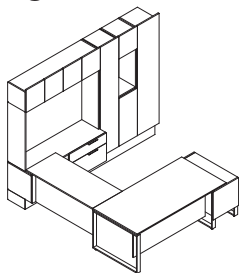
QUANTITY	CODE	DESCRIPTION	PRICE
1	FW12584-1RLT	125" wide x 84" high Work Wall with LED Light	25620
1	F7230T	Modular Top	1801
1	F2030BR	Box/File Pedestal handed Right (installed offset)	3242
1	FCC7420HH	Credenza with Lat. Box/File on Left and Right	6153
TOTAL			\$36,816

Casegoods F-07



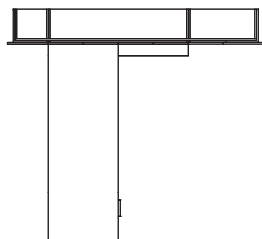
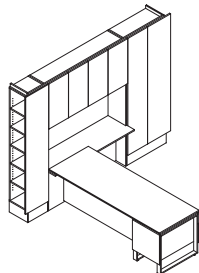
QUANTITY	CODE	DESCRIPTION	PRICE
1	FW11056-1RTBLT	110" wide x 56" high Work Wall with Tackboard and LED Light	15891
1	F7830T	Modular Top with sub top	1967
1	FCMP48W	Hanging Wood Modesty Panel	1175
1	FCC64200H	Credenza with Open Storage on Left and Lat. Box/File on Right	4770
TOTAL			\$23,802

Casegoods F-08



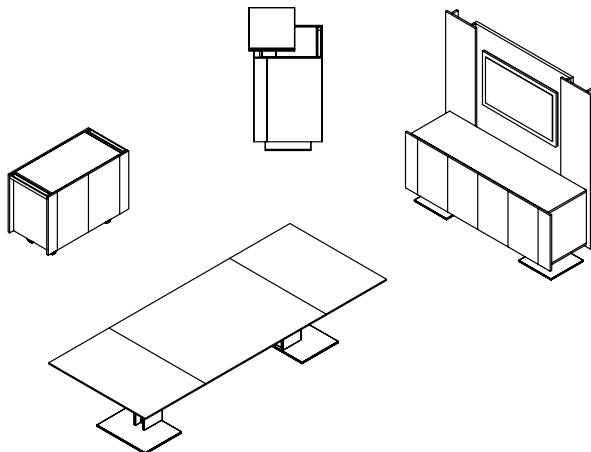
QUANTITY	CODE	DESCRIPTION	PRICE
1	FW10784L	107" wide x 84" high Work Wall	18622
1	FBT6024CG/S	Special Bridge Top	2046
1	FCMP50W	Hanging Wood Modesty Panel	1179
1	FSL7236BOS	Single Pedestal Desk with Box/File Pedestal offset on Left	6335
1	FCMP60W/S	Special Hanging Wood Modesty Panel	1211
TOTAL			\$29,394

Casegoods F-09



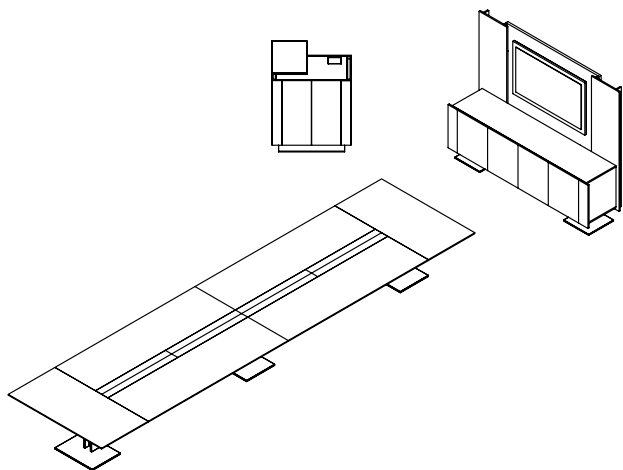
QUANTITY	CODE	DESCRIPTION	PRICE
1	FW110840W2R	110" wide x 84" high Open Knee Space Work Wall	14186
1	FQRL9030B	Special Executive Return	7536
TOTAL			\$21,724

Conference F-01



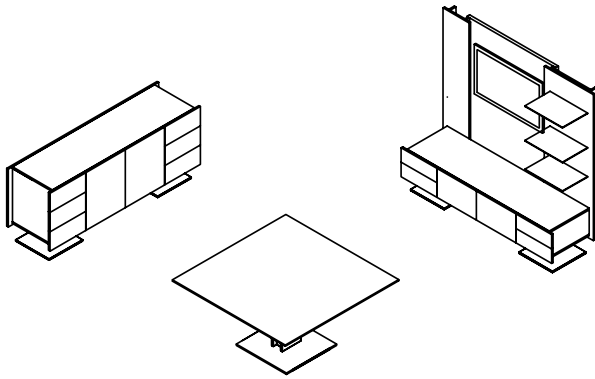
QUANTITY	CODE	DESCRIPTION	PRICE
1	FREST12048	Rectangular Shaped Sectional Conference Table	8754
1	FC7224GGTWH66	Full Storage Credenza with two sets of Storage Cabinets and Display Wall	7976
1	FLEC24	Lectern	4871
1	FSM4020	Mobile Server	3930
TOTAL			\$25,530

Conference F-02



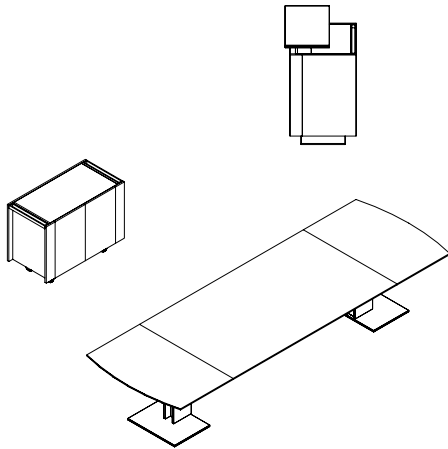
QUANTITY	CODE	DESCRIPTION	PRICE
1	FRESTCT24060	Rectangular Shaped Sectional Conference Table with 8 doors	23214
1	FC9024GGT WH72	Full Storage Credenza with two sets of Storage Cabinets and Display Wall	9560
	FLEC36	Lectern	5903
TOTAL			\$38,677

Conference F-03



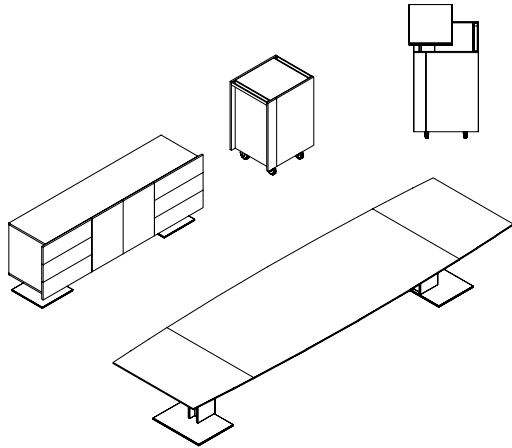
QUANTITY	CODE	DESCRIPTION	PRICE
1	FRE5454	Square Table	4628
1	FFTWA72WH66	Full Storage Credenza with BB, Storage Cabinet, BB and Display Wall	8491
1	FCD7220A	Full Storage Credenza with BBB on Left, Storage Cabinet and BBB on Right	5717
1	FBP7220	Credenza Back Panel	807
TOTAL			\$19,644

Conference F-04



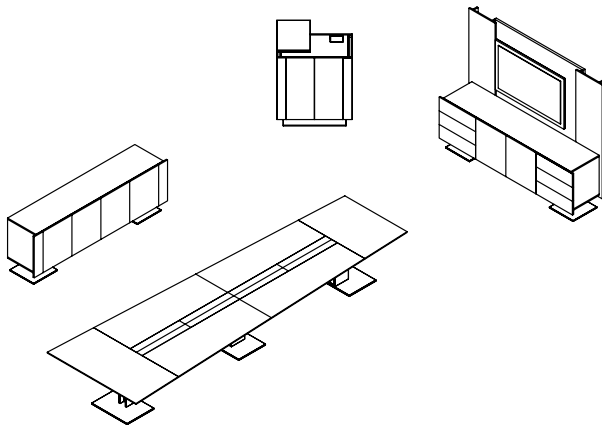
QUANTITY	CODE	DESCRIPTION	PRICE
1	FREBEST14448	Rectangular Shaped Sectional Conference Table with Bow Ends	10061
1	FSM4020	Mobile Server	3930
1	FLEC24	Lectern	4871
TOTAL			\$18,862

Conference F-05



QUANTITY	CODE	DESCRIPTION	PRICE
1	FBOST16848	Boat Shaped Sectional Conference Table	11474
1	FCD8420A	Full Storage Credenza with BBB on Left, Storage Cabinet and BBB on Right	6292
1	FLEC24M	Mobile Lectern	3609
1	FTCM2020H36	Mobile Tech Cart	2455
TOTAL			\$23,830

Conference F-06

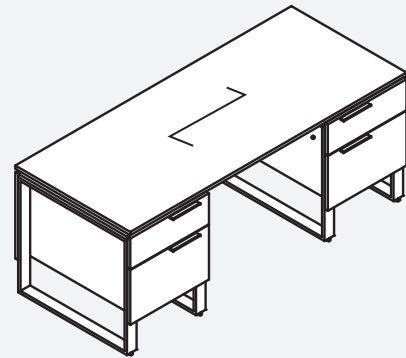


QUANTITY	CODE	DESCRIPTION	PRICE
1	FWESTCT1926048	Wedge Shaped Sectional Conference Table with 8 doors	20649
1	FCD9024ATWH72	Full Storage Credenza with BBB, Storage Cabinet, BBB and Display Wall	9706
1	FLEC36	Lectern	5903
1	FC9020GG	Full Storage Credenza with two sets of Storage Cabinets	6167
TOTAL			\$42,425

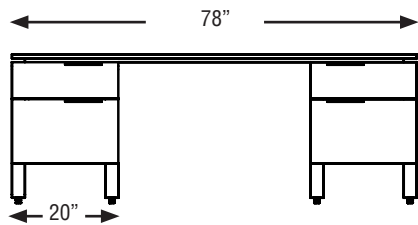
CASEGOODS DESKS • TECHNICAL INFORMATION

- Horizontal grain direction is standard on all engineered finishes. If natural veneer is required, the grain direction will be vertical - Add suffix "VG" to the end of the product code
- Tops are constructed with two 3/4" thick panels laminated together to create a total thickness of 1 1/2".
- All Pedestals are suspended 7.5" off the floor by an open framed Leg and can be installed flush or offset.
- Pedestals are handed:
 - Left pedestals have the handle offset from the centre to the right and the lock is placed on the right gable.
 - Right pedestals have the handle offset from the centre to the left and the lock is placed on the left gable.
- If a Modesty Panel is required please refer to page B.3 to choose from Modesty Panel Options (Wood or Glass).
- Grommets can be specified for Desk Tops. Please refer to page A.11

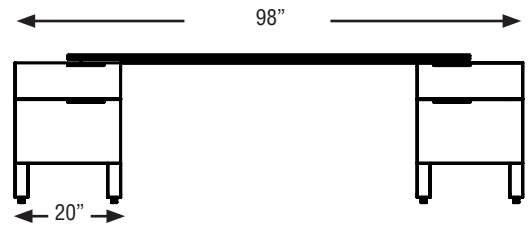
NOTE: Arrow indicates direction of grain.



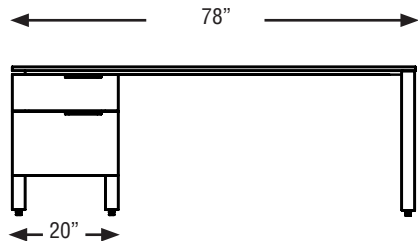
Double Pedestal Desk with Box/File installed flush.



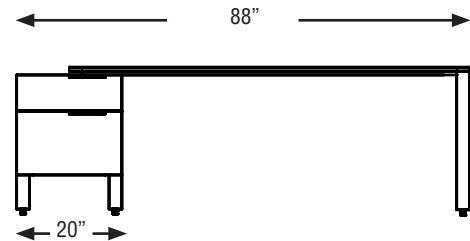
Double Pedestal Desk with Box/File installed offset. Add 20" to the overall width of the top.



Single Pedestal Desk with Box/File installed flush.

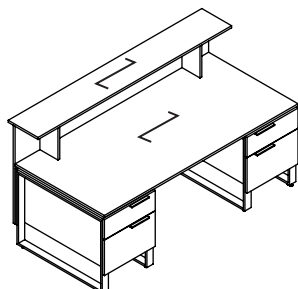


Single Pedestal Desk with Box/File installed offset. Add 10" to the overall width of the top.

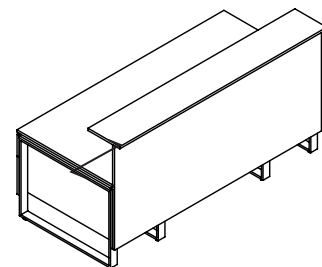


By adding a Transaction Counter Top with Decorative Front Panel (See Page B.3 Product code FGTT) to a Desk, the Desk can be used as a Reception.

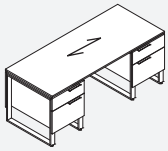
User View



Guest View

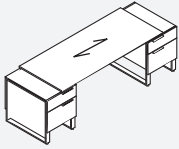


FD-BB • Double Pedestal Desk with Box/File Pedestal flush on Left and Right



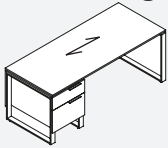
PRODUCT CODE	PRICE	SIZE (INCHES)			WEIGHT LBS	VOL FT3	<ul style="list-style-type: none"> • If Modesty Panel is required, refer to Page B.3 for pricing and choose the size indicated below. - FCMP42W or FCMP42G - FCMP36W or FCMP36G - FCMP30W or FCMP30G - FCMP42W or FCMP42G - FCMP36W or FCMP36G - FCMP30W or FCMP30G
		H	W	D			
FD8436BB	8890	28	84	36	201	15	
FD7836BB	8717	28	78	36	192	15	
FD7236BB	8498	28	72	36	177	15	
FD8430BB	8446	28	84	30	184	15	
FD7830BB	8308	28	78	30	176	15	
FD7230BB	8111	28	72	30	163	14	

FD-BBOS • Double Pedestal Desk with Box/File Pedestal offset on Left and Right



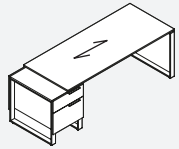
PRODUCT CODE	PRICE	SIZE (INCHES)			WEIGHT LBS	VOL FT3	<ul style="list-style-type: none"> • If Modesty Panel is required, refer to Page B.3 for pricing and choose the size indicated below. - FCMP62W or FCMP62G - FCMP56W or FCMP56G - FCMP50W or FCMP50G - FCMP62W or FCMP62G - FCMP56W or FCMP56G - FCMP50W or FCMP50G
		H	W	D			
FD8436BBOS	9169	28	104	36	201	15	
FD7836BBOS	8996	28	98	36	192	15	
FD7236BBOS	8780	28	92	36	177	15	
FD8430BBOS	8728	28	104	30	184	15	
FD7830BBOS	8588	28	98	30	176	15	
FD7230BBOS	8390	28	92	30	163	14	

FSL-B • Single Pedestal Desk with Box/File Pedestal flush on Left



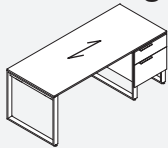
PRODUCT CODE	PRICE	SIZE (INCHES)			WEIGHT LBS	VOL FT3	<ul style="list-style-type: none"> • If Modesty Panel is required, refer to Page B.3 for pricing and choose the size indicated below. - FCMP60W or FCMP60G - FCMP54W or FCMP54G - FCMP48W or FCMP48G - FCMP60W or FCMP60G - FCMP54W or FCMP54G - FCMP48W or FCMP48G
		H	W	D			
FSL8436B	6467	28	84	36	201	15	
FSL7836B	6294	28	78	36	192	15	
FSL7236B	6056	28	72	36	177	15	
FSL8430B	6024	28	84	30	184	15	
FSL7830B	5885	28	78	30	176	15	
FSL7230B	5689	28	72	30	163	14	

FSL-BOS • Single Pedestal Desk with Box/File Pedestal offset on Left



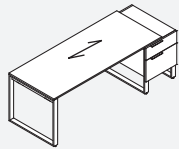
PRODUCT CODE	PRICE	SIZE (INCHES)			WEIGHT LBS	VOL FT3	<ul style="list-style-type: none"> • If Modesty Panel is required, refer to Page B.3 for pricing and choose the size indicated below. - FCMP70W or FCMP70G - FCMP64W or FCMP64G - FCMP58W or FCMP58G - FCMP70W or FCMP70G - FCMP64W or FCMP64G - FCMP58W or FCMP58G
		H	W	D			
FSL8436BOS	6747	28	94	36	201	15	
FSL7836BOS	6574	28	88	36	192	15	
FSL7236BOS	6339	28	82	36	177	15	
FSL8430BOS	6306	28	94	30	184	15	
FSL7830BOS	6166	28	88	30	176	15	
FSL7230BOS	5968	28	82	30	163	14	

FSR-B • Single Pedestal Desk with Box/File Pedestal flush on Right



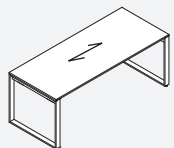
PRODUCT CODE	PRICE	SIZE (INCHES)			WEIGHT LBS	VOL FT3	<ul style="list-style-type: none"> • If Modesty Panel is required, refer to Page B.3 for pricing and choose the size indicated below. - FCMP60W or FCMP60G - FCMP54W or FCMP54G - FCMP48W or FCMP48G - FCMP60W or FCMP60G - FCMP54W or FCMP54G - FCMP48W or FCMP48G
		H	W	D			
FSR8436B	6467	28	84	36	201	15	
FSR7836B	6294	28	78	36	192	15	
FSR7236B	6056	28	72	36	177	15	
FSR8430B	6024	28	84	30	184	15	
FSR7830B	5885	28	78	30	176	15	
FSR7230B	5689	28	72	30	163	14	

FSR-BOS • Single Pedestal Desk with Box/File Pedestal offset on Right

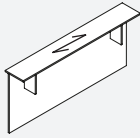


PRODUCT CODE	PRICE	SIZE (INCHES)			WEIGHT LBS	VOL FT3	<ul style="list-style-type: none"> • If Modesty Panel is required, refer to Page B.3 for pricing and choose the size indicated below. - FCMP70W or FCMP70G - FCMP64W or FCMP64G - FCMP58W or FCMP58G - FCMP70W or FCMP70G - FCMP64W or FCMP64G - FCMP58W or FCMP58G
		H	W	D			
FSR8436BOS	6747	28	94	36	201	15	
FSR7836BOS	6574	28	88	36	192	15	
FSR7236BOS	6339	28	82	36	177	15	
FSR8430BOS	6306	28	94	30	184	15	
FSR7830BOS	6166	28	88	30	176	15	
FSR7230BOS	5968	28	82	30	163	14	

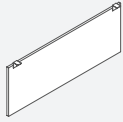
FT • Desk Shell



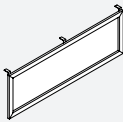
PRODUCT CODE	PRICE	SIZE (INCHES)			WEIGHT LBS	VOL FT3	<ul style="list-style-type: none"> • If Modesty Panel is required, refer to Page B.3 for pricing and choose the size indicated below. - FCMP66W or FCMP66G - FCMP60W or FCMP60G - FCMP54W or FCMP54G - FCMP66W or FCMP66G - FCMP60W or FCMP60G - FCMP54W or FCMP54G
		H	W	D			
FT7236	4264	28	72	36	94	7	
FT6636	4070	28	66	36	79	7	
FT6036	3891	28	60	36	73	7	
FT7230	3748	28	72	30	79	6	
FT6630	3600	28	66	30	74	6	
FT6030	3453	28	60	30	68	6	

FGTT • Rectangular Transaction Counter with Decorative Panel

PRODUCT CODE	PRICE	SIZE (INCHES)			WEIGHT LBS	VOL FT3
		H	W	D		
FGTT8412	2846	42	84	12	73	21
FGTT7812	2728	42	78	12	68	19
FGTT7212	2548	42	72	12	63	18

FCMP-W • Hanging Wood Modesty Panel

PRODUCT CODE	PRICE	SIZE (INCHES)			WEIGHT LBS	VOL FT3
		H	W	D		
FCMP70W	1275	18	70	0.75	25	1
FCMP64W	1234	18	64	0.75	23	1
FCMP62W	1220	18	62	0.75	22	1
FCMP60W	1216	18	60	0.75	22	1
FCMP58W	1206	18	58	0.75	21	1
FCMP56W	1197	18	56	0.75	20	1
FCMP54W	1194	18	54	0.75	20	1
FCMP50W	1181	18	50	0.75	18	1
FCMP48W	1175	18	48	0.75	18	1
FCMP42W	1096	18	42	0.75	16	1
FCMP36W	943	18	36	0.75	14	1
FCMP30W	788	18	30	0.75	12	1

FCMP-G • Hanging Glass Modesty Panel

PRODUCT CODE	PRICE	SIZE (INCHES)			WEIGHT LBS	VOL FT3
		H	W	D		
FCMP70G	2052	18	70	0.75	20	1
FCMP64G	1939	18	64	0.75	18	1
FCMP62G	1831	18	62	0.75	17	1
FCMP60G	1770	18	60	0.75	16	1
FCMP58G	1726	18	58	0.75	15	1
FCMP56G	1711	18	56	0.75	15	1
FCMP54G	1652	18	54	0.75	14	1
FCMP50G	1606	18	50	0.75	13	1
FCMP48G	1577	18	48	0.75	13	1
FCMP42G	1564	18	42	0.75	12	1
FCMP36G	1548	18	36	0.75	11	1
FCMP30G	1533	18	30	0.75	10	1

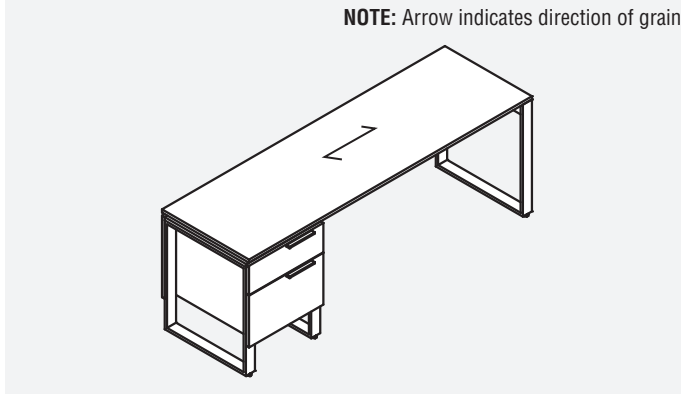
- Aluminum Framed Glass Modesty Panel with frosted glass is standard

- For white back painted glass, please contact Customer Service for pricing

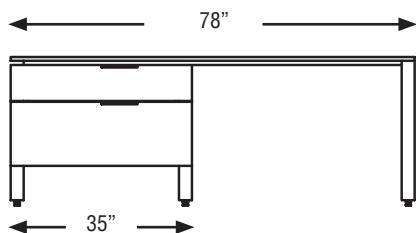
CASEGOODS SINGLE PEDESTAL CREDENZAS • TECHNICAL INFORMATION

- Horizontal grain direction is standard on all engineered finishes. If natural veneer is required, the grain direction will be vertical - Add suffix "VG" to the end of the product code
- Tops are constructed with two ¾" thick panels laminated together to create a total thickness of 1 ½".
- All Pedestals are suspended 7.5" off the floor by an open framed Leg and can be installed flush or offset.
- Pedestals are handed:
 - Left Pedestals have the handle offset from the centre to the right and the lock is placed on the left gable.
 - Right Pedestals have the handle offset from the centre to the left and the lock is placed on the right gable.
- Grommets can be specified on Credenza Tops. Please refer to page A.12

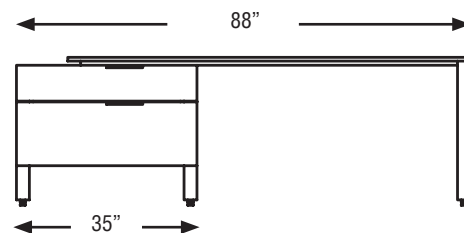
NOTE: Arrow indicates direction of grain.



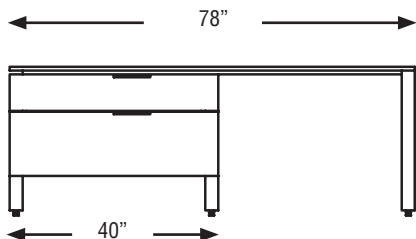
Single Pedestal Credenza with 35" Lat. Box/File installed flush



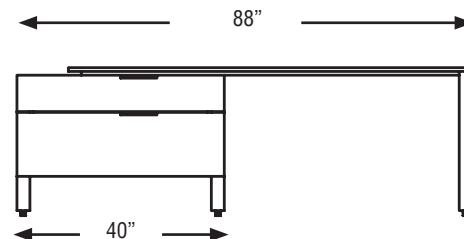
Single Pedestal Credenza with 35" Lat. Box/File installed offset Adds 10" to overall width



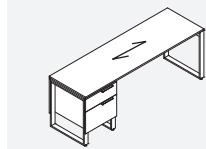
Single Pedestal Credenza with 40" Lat. Box/File installed flush.



Double Pedestal Credenza with 40" Lat. Box/File installed offset. Adds 10" to overall width

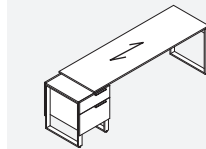


FCCL-B • Single Pedestal Credenza with Box/File Pedestal flush on Left



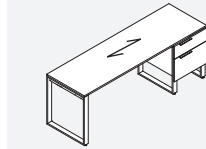
PRODUCT CODE	PRICE	SIZE (INCHES)			WEIGHT LBS	VOL FT3
		H	W	D		
FCCL7824B	5838	28	78	24	160	12
FCCL7224B	5650	28	72	24	151	12
FCCL7820B	5483	28	78	20	153	11
FCCL7220B	5309	28	72	20	144	11

FCCL-BOS • Single Pedestal Credenza with Box/File Pedestal offset on Left



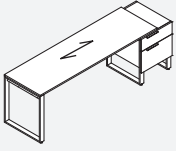
PRODUCT CODE	PRICE	SIZE (INCHES)			WEIGHT LBS	VOL FT3
		H	W	D		
FCCL7824BOS	5877	28	88	24	160	12
FCCL7224BOS	5689	28	82	24	151	12
FCCL7820BOS	5519	28	88	20	153	11
FCCL7220BOS	5346	28	82	20	144	11

FCCR-B • Single Pedestal Credenza with Box/File Pedestal flush on Right



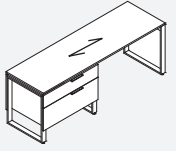
PRODUCT CODE	PRICE	SIZE (INCHES)			WEIGHT LBS	VOL FT3
		H	W	D		
FCCR7824B	5838	28	78	24	160	12
FCCR7224B	5650	28	72	24	151	12
FCCR7820B	5483	28	78	20	153	11
FCCR7220B	5309	28	72	20	144	11

FCCR-BOS • Single Pedestal Credenza with Box/File Pedestal offset on Right



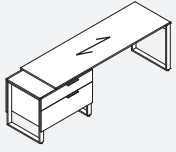
PRODUCT CODE	PRICE	SIZE (INCHES)			WEIGHT LBS	VOL FT3
		H	W	D		
FCCR7824BOS	5877	28	88	24	160	12
FCCR7224BOS	5689	28	82	24	151	12
FCCR7820BOS	5519	28	88	20	153	11
FCCR7220BOS	5346	28	82	20	144	11

FCC35L-H • Single Pedestal Credenza with 35" Lat. Box/File flush on Left



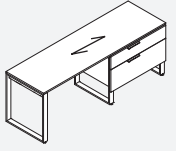
PRODUCT CODE	PRICE	SIZE (INCHES)			WEIGHT LBS	VOL FT3
		H	W	D		
FCC35L7824H	6297	28	78	24	188	18
FCC35L7224H	6109	28	72	24	179	18
FCC35L7820H	5910	28	78	20	179	15
FCC35L7220H	5735	28	72	20	170	15

FCC35L-HOS • Single Pedestal Credenza with 35" Lat. Box/File offset on Left



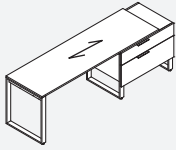
PRODUCT CODE	PRICE	SIZE (INCHES)			WEIGHT LBS	VOL FT3
		H	W	D		
FCC35L7824HOS	6550	28	88	24	188	18
FCC35L7224HOS	6363	28	82	24	179	18
FCC35L7820HOS	6162	28	88	20	179	15
FCC35L7220HOS	5988	28	82	20	170	15

FCC35R-H • Single Pedestal Credenza with 35" Lat. Box/File flush on Right



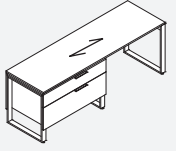
PRODUCT CODE	PRICE	SIZE (INCHES)			WEIGHT LBS	VOL FT3
		H	W	D		
FCC35R7824H	6297	28	78	24	188	18
FCC35R7224H	6109	28	72	24	179	18
FCC35R7820H	5910	28	78	20	179	15
FCC35R7220H	5735	28	72	20	170	15

FCC35R-HOS • Single Pedestal Credenza with 35" Lat. Box/File offset on Right



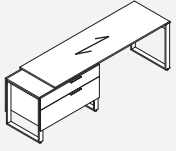
PRODUCT CODE	PRICE	SIZE (INCHES)			WEIGHT LBS	VOL FT3
		H	W	D		
FCC35R7824HOS	6550	28	88	24	188	18
FCC35R7224HOS	6363	28	82	24	179	18
FCC35R7820HOS	6162	28	88	20	179	15
FCC35R7220HOS	5988	28	82	20	170	15

FCC40L-H • Single Pedestal Credenza with 40" Lat. Box/File flush on Left



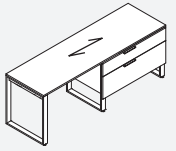
PRODUCT CODE	PRICE	SIZE (INCHES)			WEIGHT LBS	VOL FT3
		H	W	D		
FCC40L7824H	6516	28	78	24	198	20
FCC40L7224H	6328	28	72	24	189	20
FCC40L7820H	6190	28	78	20	188	17
FCC40L7220H	6017	28	72	20	179	17

FCC40L-HOS • Single Pedestal Credenza with 40" Lat. Box/File offset on Left



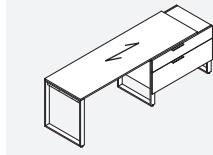
PRODUCT CODE	PRICE	SIZE (INCHES)			WEIGHT LBS	VOL FT3
		H	W	D		
FCC40L7824HOS	6770	28	88	24	198	20
FCC40L7224HOS	6582	28	82	24	189	20
FCC40L7820HOS	6443	28	88	20	188	17
FCC40L7220HOS	6267	28	82	20	179	17

FCC40R-H • Single Pedestal Credenza with 40" Lat. Box/File flush on Right



PRODUCT CODE	PRICE	SIZE (INCHES)			WEIGHT LBS	VOL FT3
		H	W	D		
FCC40R7824H	6516	28	78	24	198	20
FCC40R7224H	6328	28	72	24	189	20
FCC40R7820H	6190	28	78	20	188	17
FCC40R7220H	6017	28	72	20	179	17

FCC40R-HOS • Single Pedestal Credenza with 40" Lat. File Box/File offset on Right

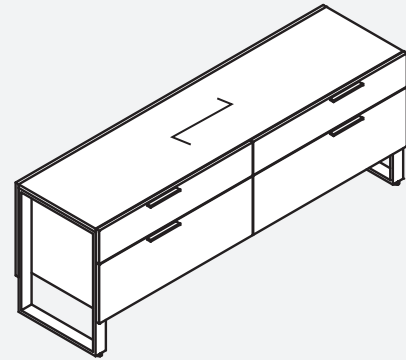
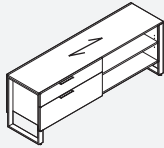


PRODUCT CODE	PRICE	SIZE (INCHES)			WEIGHT LBS	VOL FT ³
		H	W	D		
FCC40R7824HOS	6770	28	88	24	198	20
FCC40R7224HOS	6582	28	82	24	189	20
FCC40R7820HOS	6443	28	88	20	188	17
FCC40R7220HOS	6267	28	82	20	179	17

CASEGOODS FULL STORAGE CREDENZAS • TECHNICAL INFORMATION

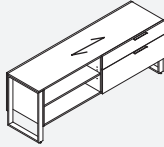
- Horizontal grain direction is standard on all engineered finishes. If natural veneer is required, the grain direction will be vertical - Add suffix "VG" to the end of the product code
- Tops are ¾" thick with flat edge.
- All Pedestals are suspended 7.5" off the floor by an open framed Leg and can be installed flush or offset.
- Handles are standard on all drawer fronts.
- Doors will open with touch latch.
- Units placed on the Left have handles offset from centre to the left and the lock is placed on left side panel.
- Units placed on the Right have handles offset from centre to the right and the lock is placed on right side panel.

NOTE: Arrow indicates direction

**FCC-HO • Credenza with Lat. Box/File on Left and Open Storage on Right**

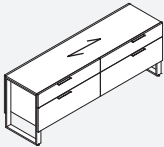
PRODUCT CODE	PRICE	SIZE (INCHES)			WEIGHT LBS	VOL FT3
		H	W	D		
FCC7424HO	5692	26.75	74.5	24	203	29
FCC6424HO	5018	26.75	64.5	24	186	25
FCC7420HO	5422	26.75	74.5	20	187	24
FCC6420HO	4771	26.75	64.5	20	171	21

- Handle and Lock on Left

FCC-OH • Credenza with Open Storage on Left and Lat. Box/File on Right

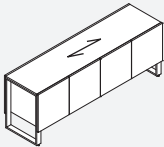
PRODUCT CODE	PRICE	SIZE (INCHES)			WEIGHT LBS	VOL FT3
		H	W	D		
FCC7424OH	5692	26.75	74.5	24	203	29
FCC6424OH	5018	26.75	64.5	24	186	25
FCC7420OH	5422	26.75	74.5	20	187	24
FCC6420OH	4771	26.75	64.5	20	171	21

- Handle and Lock on Right

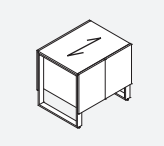
FCC-HH • Credenza with Lat. Box/File on Left and Right

PRODUCT CODE	PRICE	SIZE (INCHES)			WEIGHT LBS	VOL FT3
		H	W	D		
FCC7424HH	6460	26.75	74.5	24	265	29
FCC6424HH	5661	26.75	64.5	24	238	25
FCC7420HH	6153	26.75	74.5	20	251	24
FCC6420HH	5393	26.75	64.5	20	226	21

- Handle and Lock on Left and Right

FCC-XX • Credenza with 4 Doors and Adj. Shelves

PRODUCT CODE	PRICE	SIZE (INCHES)			WEIGHT LBS	VOL FT3
		H	W	D		
FCC7424GG	5652	26.75	74.5	24	171	29
FCC6424MM	5124	26.75	64.5	24	152	25
FCC7420GG	5195	26.75	74.5	20	153	24
FCC6420MM	4711	26.75	64.5	20	136	21

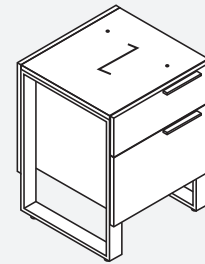
FCC-X • Credenza with 2 Doors and Adj. Shelves

PRODUCT CODE	PRICE	SIZE (INCHES)			WEIGHT LBS	VOL FT3
		H	W	D		
FCC3624G	3534	26.75	36	24	86	15
FCC3024M	2946	26.75	30	24	76	13
FCC3620G	3159	26.75	36	20	77	12
FCC3020M	2634	26.75	30	20	68	11

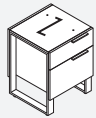
CASEGOODS MODULAR STORAGE • TECHNICAL INFORMATION

- Horizontal grain direction is standard on all engineered finishes. If natural veneer is required, the grain direction will be vertical - Add suffix "VG" to the end of the product code
- All Pedestals are suspended 7.5" off the floor by an open framed Leg and can be installed flush or offset.
- Pedestals are handed:
 - Left Pedestals have the handle offset from the centre to the right and the lock is placed on the right gable.
 - Right Pedestals have the handle offset from the centre to the left and the lock is placed on the left gable.
- All Modular Pedestals have pre drilled holes on the top for easy connection to a work surface.
- You may customize a Desks or Credenzas by using Modular Storage.

NOTE: Arrow indicates direction of grain.



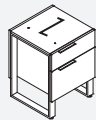
F-BL • Box/File Pedestal handed Left



PRODUCT CODE	PRICE	SIZE (INCHES)			WEIGHT LBS	VOL FT ³
		H	W	D		
F2036BL	3404	26.75	20.5	36	103	12
F2030BL	3242	26.75	20.5	30	90	10
F2024BL	3055	26.75	20.5	24	83	8
F2020BL	2908	26.75	20.5	20	78	7

- Used on Desks and Credenzas

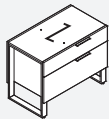
F-BR • Box/File Pedestal handed Right



PRODUCT CODE	PRICE	SIZE (INCHES)			WEIGHT LBS	VOL FT ³
		H	W	D		
F2036BR	3404	26.75	20.5	36	103	12
F2030BR	3242	26.75	20.5	30	90	10
F2024BR	3055	26.75	20.5	24	83	8
F2020BR	2908	26.75	20.5	20	78	7

- Used on Desks and Credenzas

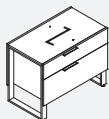
F-HL • Lat. Box/File Pedestal handed Left



PRODUCT CODE	PRICE	SIZE (INCHES)			WEIGHT LBS	VOL FT ³
		H	W	D		
F4024HL	4002	26.75	40	24	121	16
F3524HL	3782	26.75	35	24	111	14
F4020HL	3879	26.75	40	20	113	13
F3520HL	3600	26.75	35	20	104	11

- Used on Credenzas

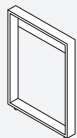
F-HR • Lat. Box/File Pedestal handed Right



PRODUCT CODE	PRICE	SIZE (INCHES)			WEIGHT LBS	VOL FT ³
		H	W	D		
F4024HR	4002	26.75	40	24	121	16
F3524HR	3782	26.75	35	24	111	14
F4020HR	3879	26.75	40	20	113	13
F3520HR	3600	26.75	35	20	104	11

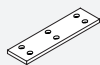
- Used on Credenzas

FLEG • Frame Leg



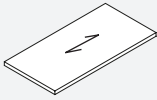
PRODUCT CODE	PRICE	SIZE (INCHES)			WEIGHT LBS	VOL FT ³
		H	W	D		
FLEG36	919	27.5	36	2.5	6	3
FLEG30	842	27.5	30	2.5	6	3
FLEG24	777	27.5	24	2.5	5	2
FLEG20	713	27.5	20	2.5	5	2

FCON • Top Connecting Bracket



PRODUCT CODE	PRICE	SIZE (INCHES)			WEIGHT LBS	VOL FT ³
		H	W	D		
FCON36	195	0.75	10	31	4	1
FCON30	180	0.75	10	25	4	1
FCON24	175	0.75	10	19	3	1
FCON20	160	0.75	10	15	3	1

F-T • Modular Top



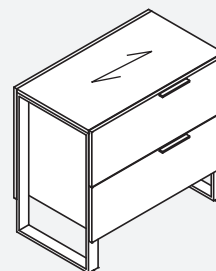
PRODUCT CODE	PRICE	SIZE (INCHES)			WEIGHT LBS	VOL FT3
		H	W	D		
F8436T	2522	1.5	84	36	95	3
F7836T	2349	1.5	78	36	88	3
F7236T	2166	1.5	72	36	82	3
F8430T	2112	1.5	84	30	80	3
F7830T	1971	1.5	78	30	73	3
F7230T	1804	1.5	72	30	67	2
F6630T	1669	1.5	66	30	62	2
F6030T	1523	1.5	60	30	56	2
F5430T	1377	1.5	54	30	51	2
F8424T	1874	1.5	84	24	67	2
F7824T	1743	1.5	78	24	62	2
F7424T	1654	1.5	74	24	58	2
F7224T	1555	1.5	72	24	53	2
F6624T	1496	1.5	66	24	51	2
F6424T	1404	1.5	64	24	49	2
F6024T	1311	1.5	60	24	47	2
F5424T	1218	1.5	54	24	42	2
F4824T	1124	1.5	48	24	38	1
F4224T	984	1.5	42	24	34	1
F8420T	1729	1.5	84	20	64	2
F7820T	1603	1.5	78	20	60	2
F7420T	1523	1.5	74	20	56	2
F7220T	1428	1.5	72	20	51	2
F6620T	1384	1.5	66	20	49	2
F6420T	1306	1.5	64	20	47	2
F6020T	1213	1.5	60	20	45	2
F5420T	1120	1.5	54	20	40	1
F4820T	1031	1.5	48	20	36	1
F4220T	902	1.5	42	20	31	1

- 3/4" Top with flat edge
- 3/4" Sub top inset 2 1/2" all around
- For Cross Grain veneer pattern add "CG" to the end of the product code
- When connecting two tops together a connecting bracket must be specified. Use the width of the smallest top to determine the correct bracket size (E.g. for a 20" deep top order FCON20)
- If optional grommet is required refer to Page A.11 for grommet location

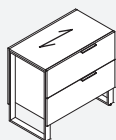
CASEGOODS FREESTANDING STORAGE • TECHNICAL INFORMATION

- Horizontal grain direction is standard on all engineered finishes. If natural veneer is required, the grain direction will be vertical - Add suffix "VG" to the end of the product code
- All Pedestals are suspended 7.5" off the floor by an open framed Leg and can be installed flush or offset.
- Left Pedestals have the handle offset from the centre to the right and the lock is placed on the right gable.
- Right Pedestals have the handle offset from the centre to the left and the lock is placed on the left gable.
- Bench drawers do not come with a handle. They open by pulling the bottom edge of the drawer.
- Cushions will be field installed. On double width benches the cushion can either be installed left or right.
- On Mobile Pedestals, the lock will be placed on the right gable.

NOTE: Arrow indicates direction of grain.



FN-L • Left Freestanding 2H Lat. File Pedestal



PRODUCT CODE	PRICE	SIZE (INCHES)			WEIGHT LBS	VOL FT3
		H	W	D		
FN3524L	4152	32	35	24	152	17
FN3520L	3953	32	35	20	144	15

FN-R • Right Freestanding 2H Lat. File Pedestal



PRODUCT CODE	PRICE	SIZE (INCHES)			WEIGHT LBS	VOL FT3
		H	W	D		
FN3524R	4152	32	35	24	152	17
FN3520R	3953	32	35	20	144	15

FN-3L • Left Freestanding 3H Lat. File Pedestal



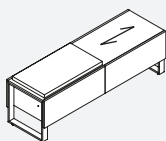
PRODUCT CODE	PRICE	SIZE (INCHES)			WEIGHT LBS	VOL FT3
		H	W	D		
FN35243L	5286	44.5	35	24	220	22
FN35203L	5053	44.5	35	20	212	19

FN-3R • Right Freestanding 3H Lat. File Pedestal



PRODUCT CODE	PRICE	SIZE (INCHES)			WEIGHT LBS	VOL FT3
		H	W	D		
FN35243R	5286	44.5	35	24	220	22
FN35203R	5053	44.5	35	20	212	19

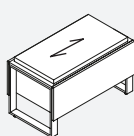
FBENKK • Bench with two File Drawers and Cushion



PRODUCT CODE	PRICE	SIZE (INCHES)			WEIGHT LBS	VOL FT3
		H	W	D		
FBENKK6420	4530	21	64.5	20	167	17

- Note: Seating Fabric Grade 2 is standard. Please visit: www.globalfurnituregroup.com Find your fabric selection under Resources - Fabrics & Finishes
- Lock on Left and Right

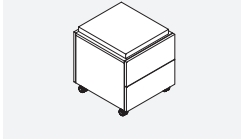
FBENK • Bench with one File Drawer and Cushion



PRODUCT CODE	PRICE	SIZE (INCHES)			WEIGHT LBS	VOL FT3
		H	W	D		
FBENK3520	3288	21	35	20	99	9

- Note: Seating Fabric Grade 2 is standard. Please visit: www.globalfurnituregroup.com Find your fabric selection under Resources - Fabrics & Finishes
- Lock on Right

F-BMCU • Mobile Box/Box Pedestal with cushion

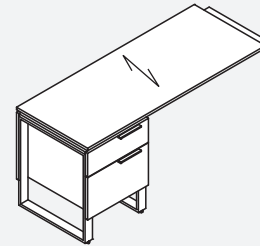
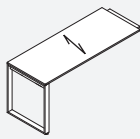


PRODUCT CODE	PRICE	SIZE (INCHES)			WEIGHT LBS	VOL FT3
		H	W	D		
F20BMCU	2233	20.5	20.5	20	87	5

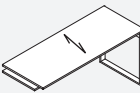
- Note: Seating Fabric Grade 2 is standard. Please visit: www.globalfurnituregroup.com Find your fabric selection under Resources - Fabrics & Finishes
- Lock on Right
- Casters are locking

CASEGOODS RETURNS • TECHNICAL INFORMATION

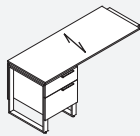
- Horizontal grain direction is standard on all engineered finishes. If natural veneer is required, the grain direction will be vertical - Add suffix "VG" to the end of the product code
- Tops are constructed with two ¾" thick panels laminated together to create a total thickness of 1 ½".
- Returns can be connected to Wall Credenzas and Single Pedestal Desks
- All Pedestals are suspended 7.5" off the floor by an open framed Leg and can be installed flush or offset.
- Pedestals are handed:
 - Left Pedestals have the handle offset from the centre to the right and the lock is placed on the left gable.
 - Right Pedestals have the handle offset from the centre to the left and the lock is placed on the right gable.
- To Remove Cross Grain veneer pattern on Top, delete suffix "CG" from the Product Number Code (Available at no upcharge).
- One Connecting Bracket is included

NOTE: Arrow indicates direction of grain.**FERL-CG • Left Executive Return**

PRODUCT CODE	PRICE	SIZE (INCHES)			WEIGHT LBS	VOL FT3
		H	W	D		
FERL6624CG	2799	28	66	24	59	4
FERL6024CG	2610	28	60	24	55	4
FERL5424CG	2464	28	54	24	50	4
FERL4824CG	2368	28	48	24	46	3
FERL4224CG	1949	28	42	24	42	3
FERL6620CG	2545	28	66	20	57	4
FERL6020CG	2373	28	60	20	53	4
FERL5420CG	2242	28	54	20	48	3
FERL4820CG	2154	28	48	20	44	3
FERL4220CG	1770	28	42	20	39	3

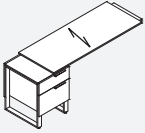
FERR-CG • Right Executive Return

PRODUCT CODE	PRICE	SIZE (INCHES)			WEIGHT LBS	VOL FT3
		H	W	D		
FERR6624CG	2799	28	66	24	59	4
FERR6024CG	2610	28	60	24	55	4
FERR5424CG	2464	28	54	24	50	4
FERR4824CG	2368	28	48	24	46	3
FERR4224CG	1949	28	42	24	42	3
FERR6620CG	2545	28	66	20	57	4
FERR6020CG	2373	28	60	20	53	4
FERR5420CG	2242	28	54	20	48	3
FERR4820CG	2154	28	48	20	44	3
FERR4220CG	1770	28	42	20	39	3

FERL-BCG • Left Executive Return with Box File Pedestal flush

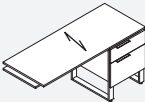
PRODUCT CODE	PRICE	SIZE (INCHES)			WEIGHT LBS	VOL FT3
		H	W	D		
FERL6624BCG	4670	28	66	24	137	10
FERL6024BCG	4490	28	60	24	133	10
FERL5424BCG	4392	28	54	24	128	10
FERL4824BCG	4298	28	48	24	124	9
FERL4224BCG	4165	28	42	24	120	9
FERL6620BCG	4448	28	66	20	130	9
FERL6020BCG	4276	28	60	20	126	9
FERL5420BCG	4183	28	54	20	121	8
FERL4820BCG	4094	28	48	20	117	8
FERL4220BCG	3965	28	42	20	112	8

FERL-BOSCG • Left Executive Return with Box File Pedestal offset



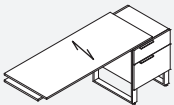
PRODUCT CODE	PRICE	SIZE (INCHES)			WEIGHT	VOL
		H	W	D	LBS	FT3
FERL6624BOSCG	4670	28	76	24	137	10
FERL6024BOSCG	4490	28	70	24	133	10
FERL5424BOSCG	4392	28	64	24	128	10
FERL4824BOSCG	4298	28	58	24	124	9
FERL4224BOSCG	4165	28	52	24	120	9
FERL6620BOSCG	4701	28	76	20	130	9
FERL6020BOSCG	4276	28	70	20	126	9
FERL5420BOSCG	4183	28	64	20	121	8
FERL4820BOSCG	4094	28	58	20	117	8
FERL4220BOSCG	3965	28	52	20	112	8

FERR-BCG • Right Executive Return with Box File Pedestal flush



PRODUCT CODE	PRICE	SIZE (INCHES)			WEIGHT	VOL
		H	W	D	LBS	FT3
FERR6624BCG	4670	28	66	24	137	10
FERR6024BCG	4490	28	60	24	133	10
FERR5424BCG	4392	28	54	24	128	10
FERR4824BCG	4298	28	48	24	124	9
FERR4224BCG	4165	28	42	24	120	9
FERR6620BCG	4448	28	66	20	130	9
FERR6020BCG	4276	28	60	20	126	9
FERR5420BCG	4183	28	54	20	121	8
FERR4820BCG	4094	28	48	20	117	8
FERR4220BCG	3965	28	42	20	112	8

FERR-BOSCG • Right Executive Return with Box File Pedestal offset

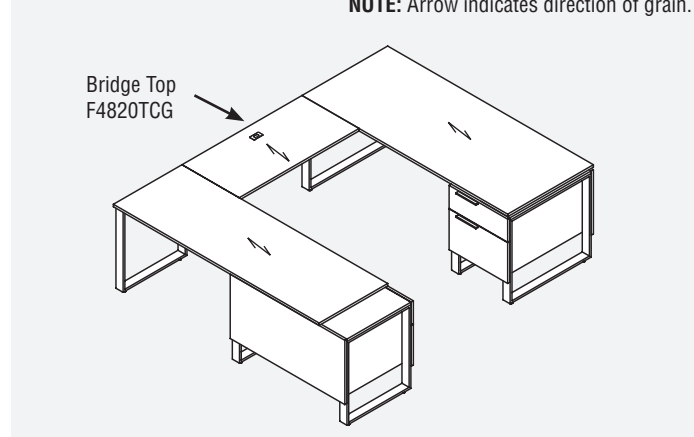


PRODUCT CODE	PRICE	SIZE (INCHES)			WEIGHT	VOL
		H	W	D	LBS	FT3
FERR6624BOSCG	4670	28	76	24	137	10
FERR6024BOSCG	4490	28	70	24	133	10
FERR5424BOSCG	4392	28	64	24	128	10
FERR4824BOSCG	4298	28	58	24	124	9
FERR4224BOSCG	4165	28	52	24	120	9
FERR6620BOSCG	4701	28	76	20	130	9
FERR6020BOSCG	4276	28	70	20	126	9
FERR5420BOSCG	4183	28	64	20	121	8
FERR4820BOSCG	4094	28	58	20	117	8
FERR4220BOSCG	3965	28	52	20	112	8

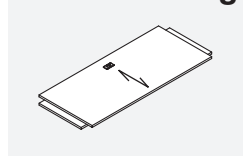
CASEGOODS BRIDGES • TECHNICAL INFORMATION

- Horizontal grain direction is standard on all engineered finishes. If natural veneer is required, the grain direction will be vertical - Add suffix "VG" to the end of the product code
- Tops are constructed with two 3/4" thick panels laminated together to create a total thickness of 1 1/2".
- The standard grain direction on Bridge Tops is Cross Grain (CG).
- To remove Cross Grain veneer pattern on Top, delete suffix "CG" from the product number code (Available at no upcharge).
- GM5K (Tungsten) TC Location is standard.
- Two Connecting Brackets are included

NOTE: Arrow indicates direction of grain.



FBT-CG • Bridge Top

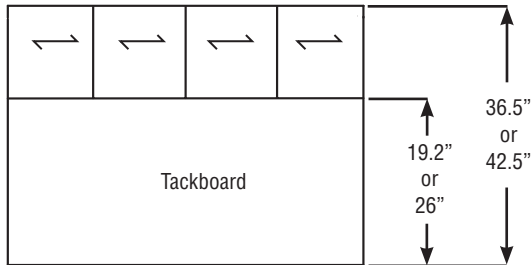
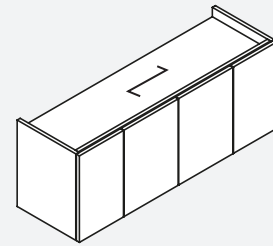


PRODUCT CODE	PRICE	SIZE (INCHES)			WEIGHT LBS	VOL FT3
		H	W	D		
FBT6624CG	2235	1.5	66	24	57	2
FBT6024CG	2049	1.5	60	24	53	2
FBT5424CG	1804	1.5	54	24	48	2
FBT4824CG	1576	1.5	48	24	44	1
FBT4224CG	1427	1.5	42	24	40	1
FBT6620CG	2033	1.5	66	20	55	2
FBT6020CG	1862	1.5	60	20	51	2
FBT5420CG	1628	1.5	54	20	46	1
FBT4820CG	1427	1.5	48	20	42	1
FBT4220CG	1298	1.5	42	20	37	1

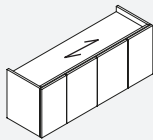
FOUNDATIONS CASEGOODS • WALL MOUNT STORAGE

- Horizontal grain direction is standard on all engineered finishes. If natural veneer is required, the grain direction will be vertical - Add suffix "VG" to the end of the product code
- Wall Mount Overheads have a 2" deep valance on top and bottom and it can accommodate LED or T5 lighting in either location
- Tackboards are installed flush.
- Standard Heights for Tackboards are:
 - 19.2" (Overall Height above Worksurface = 36.5")
 - 26" (Overall Height above Worksurface = 42.5")

NOTE: Arrow indicates direction of grain.

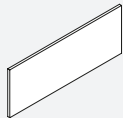


FSF • Wall Mount Storage with Doors



PRODUCT CODE	PRICE	SIZE (INCHES)			WEIGHT LBS	VOL FT3
		H	W	D		
FSF74	3031	18.5	74.5	15	103	13
FSF72	2909	18.5	72	15	101	12
FSF66	2735	18.5	66	15	94	11
FSF64	2677	18.5	64.5	15	92	11
FSF60	2565	18.5	60	15	87	10
FSF54	2445	18.5	54	15	80	9
FSF48	2221	18.5	48	15	74	8

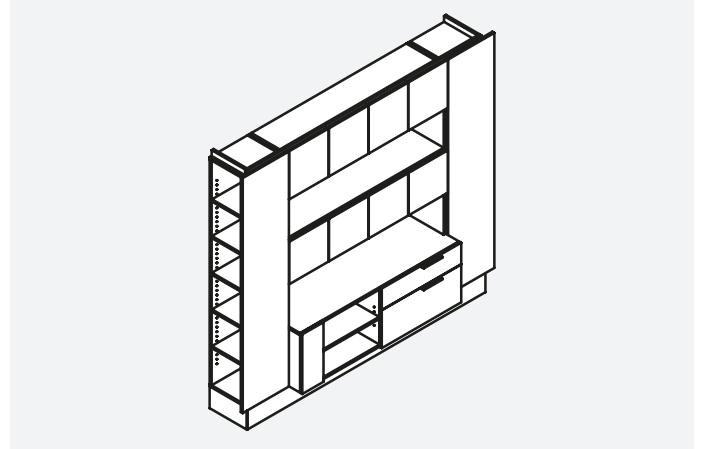
FTS • Wall Mount Tackboard



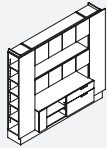
PRODUCT CODE	PRICE	SIZE (INCHES)			WEIGHT LBS	VOL FT3
		H	W	D		
FTS74H26	919	26	74.5	0.75	17	2
FTS72H26	849	26	72	0.75	16	1
FTS66H26	777	26	66	0.75	14	1
FTS64H26	756	26	64.5	0.75	13	1
FTS60H26	708	26	60	0.75	13	1
FTS54H26	635	26	54	0.75	13	1
FTS48H26	568	26	48	0.75	13	1
FTS74	707	19.2	74.5	0.75	13	1
FTS72	651	19.2	72	0.75	12	1
FTS66	597	19.2	66	0.75	11	1
FTS64	563	19.2	64.5	0.75	11	1
FTS60	544	19.2	60	0.75	10	1
FTS54	492	19.2	54	0.75	10	1
FTS48	439	19.2	48	0.75	10	1

CASEGOODS WORK WALLS • TECHNICAL INFORMATION

- Horizontal grain direction is standard on all engineered finishes. If natural veneer is required, the grain direction will be vertical - Add suffix "VG" to the end of the product code
- Tackboards and Tasklights must be specified.
- When the Tackboard option is specified, the price includes a Tackboard for each niche of the Work Wall.
- When the Task Light option is specified, the price includes LED Tasklight installed in the top of each niche. If more than one niche is needed in the configuration, remote on/off switch is included for simultaneous operation.
- All Storage Doors open with touch latch.
- Side Access to open storage or wardrobe - Front panels are fixed.
- Standard Heights are 26.5", 56", 70" and 84"
- Walls are available in 15" increments starting at 95" (I.E. 110", 125" 140", 155")
- Wall Credenzas are only available in 90" width.
- For available finish specification, see page A.17
- Cantilevered Storage units are side locking.
- For modifications to the wall configurations, size or finish, please contact Customer Service.



FW9584-1L • 95" wide x 84" high Work Wall

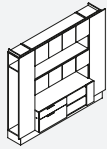


PRODUCT CODE	PRICE	SIZE / INCHES			WEIGHT VOL	
		H	W	D	LBS	FT ³
FW9584-1L	18622	84	95	20	634	79

95" wide - vertical storage with 5 adj. shelves, 60" wide wall credenza with adj. shelf and box/file, 60" wide niche, 60" wide single height storage, 60" wide niche, 60" wide single height storage, wardrobe with coat hook and hat shelf

- To add Tackboard to niche, add "TB" at the end of the product code and add \$1411 to the list price
- To add LED Light to niche, add "LT" at the end of the product code and add \$1485 to the list price

FW9584-1R • 95" wide x 84" high Work Wall

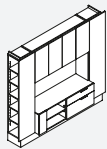


PRODUCT CODE	PRICE	SIZE / INCHES			WEIGHT VOL	
		H	W	D	LBS	FT ³
FW9584-1R	18622	84	95	20	634	79

95" wide - wardrobe with coat hook and hat shelf, 60" wide wall credenza with box/file and adj. shelf, 60" wide niche, 60" wide single height storage, 60" wide niche, 60" wide single height storage, vertical storage with 5 adj. shelves

- To add Tackboard to niche, add "TB" at the end of the product code and add \$1411 to the list price
- To add LED Light to niche, add "LT" at the end of the product code and add \$1485 to the list price

FW9584-2L • 95" wide x 84" high Work Wall

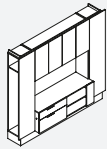


PRODUCT CODE	PRICE	SIZE / INCHES			WEIGHT VOL	
		H	W	D	LBS	FT ³
FW9584-2L	16762	84	95	20	568	77

95" wide - vertical storage with 5 adj. shelves, 60" wide wall credenza with adj. shelf and box/file, 60" wide double height niche, 60" wide double height storage, wardrobe with coat hook and hat shelf

- To add Tackboard to niche, add "TB" at the end of the product code and add \$875 to the list price
- To add LED Light to niche, add "LT" at the end of the product code and add \$599 to the list price

FW9584-2R • 95" wide x 84" high Work Wall

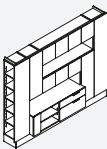


PRODUCT CODE	PRICE	SIZE / INCHES			WEIGHT VOL	
		H	W	D	LBS	FT ³
FW9584-2R	16762	84	95	20	568	77

95" wide - wardrobe with coat hook and hat shelf, 60" wide wall credenza with box/file and adj. shelf, 60" wide double height niche, 60" wide double height storage, vertical storage with 5 adj. shelves

- To add Tackboard to niche, add "TB" at the end of the product code and add \$875 to the list price
- To add LED Light to niche, add "LT" at the end of the product code and add \$599 to the list price

FW11084-1L • 110" wide x 84" high Work Wall

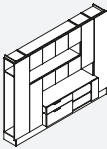


PRODUCT CODE	PRICE	SIZE / INCHES			WEIGHT VOL	
		H	W	D	LBS	FT ³
FW11084-1L	21415	84	110	20	741	91

110" wide - vertical storage with 5 adj. shelves, 60" wide wall credenza with adj. shelf and box/file, 60" wide niche, triple height storage, 45" wide single height storage, 60" wide niche, 60" wide single height storage, triple height storage, wardrobe with coat hook and hat shelf

- To add Tackboard to niche, add "TB" at the end of the product code and add \$1411 to the list price
- To add LED Light to niche, add "LT" at the end of the product code and add \$1485 to the list price

FW11084-1R • 110" wide x 84" high Work Wall

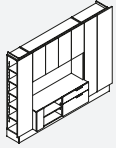


PRODUCT CODE	PRICE	SIZE / INCHES			WEIGHT VOL	
		H	W	D	LBS	FT ³
FW11084-1R	21415	84	110	20	741	91

110" wide - wardrobe with coat hook and hat shelf, triple height storage, 60" wide niche, 60" wide single height storage, 60" wide wall credenza with box/file and adj. shelf, 60" wide niche, 45" wide single height storage, triple height storage, vertical storage with 5 adj. shelves

- To add Tackboard to niche, add "TB" at the end of the product code and add \$1411 to the list price
- To add LED Light to niche, add "LT" at the end of the product code and add \$1485 to the list price

FW11084-2L • 110" wide x 84" high Work Wall

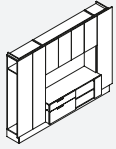


PRODUCT CODE	PRICE	SIZE / INCHES			WEIGHT VOL	
		H	W	D	LBS	FT ³
FW11084-2L	18622	84	110	20	628	88

110" wide - vertical storage with 5 adj. shelves, 60" wide wall credenza with adj. shelf and box/file, 60" wide double height niche, 60" wide double height storage, double depth wardrobe with coat rod and hat shelf

- To add Tackboard to niche, add "TB" at the end of the product code and add \$875 to the list price
- To add LED Light to niche, add "LT" at the end of the product code and add \$599 to the list price

FW11084-2R • 110" wide x 84" high Work Wall

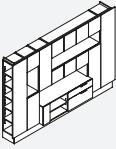


PRODUCT CODE	PRICE	SIZE / INCHES			WEIGHT VOL	
		H	W	D	LBS	FT ³
FW11084-2R	18622	84	110	20	628	88

110" wide - double depth wardrobe with coat rod and hat shelf, 60" wide wall credenza with box/file and adj. shelf, 60" wide double height niche, 60" wide double height storage, vertical storage with 5 adj. shelves

- To add Tackboard to niche, add "TB" at the end of the product code and add \$875 to the list price
- To add LED Light to niche, add "LT" at the end of the product code and add \$599 to the list price

FW12584-1L • 125" wide x 84" high Work Wall

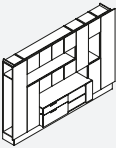


PRODUCT CODE	PRICE	SIZE / INCHES			WEIGHT VOL	
		H	W	D	LBS	FT ³
FW12584-1L	23897	84	125	20	858	103

125" wide - vertical storage with 5 adj. shelves, triple height storage, 15" wide double height niche, single height storage, 60" wide wall credenza with adj. shelf and box/file, 60" wide niche, triple height storage, 45" wide single height storage, 60" wide niche, 60" wide single height storage, triple height storage, wardrobe with coat hook and hat shelf

- To add Tackboard to niche, add "TB" at the end of the product code and add \$1720 to the list price
- To add LED Light to niche, add "LT" at the end of the product code and add \$1724 to the list price

FW12584-1R • 125" wide x 84" high Work Wall

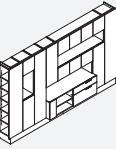


PRODUCT CODE	PRICE	SIZE / INCHES			WEIGHT VOL	
		H	W	D	LBS	FT ³
FW12584-1R	23897	84	125	20	858	103

125" wide - wardrobe with coat hook and hat shelf, triple height storage, 60" wide niche, 60" wide single height storage, 60" wide wall credenza with box/file and adj. shelf, 60" wide niche, 45" wide single height storage, triple height storage, triple height storage, 15" wide double height niche, single height storage, vertical storage with 5 adj. shelves

- To add Tackboard to niche, add "TB" at the end of the product code and add \$1720 to the list price
- To add LED Light to niche, add "LT" at the end of the product code and add \$1724 to the list price

FW14084-1L • 140" wide x 84" high Work Wall

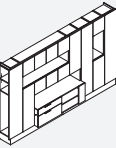


PRODUCT CODE	PRICE	SIZE / INCHES			WEIGHT VOL	
		H	W	D	LBS	FT ³
FW14084-1L	25915	84	140	20	936	118

140" wide - vertical storage with 5 adj. shelves, triple height storage, 15" wide double height niche, single height storage, vertical storage with 5 adj. shelves, 60" wide wall credenza with adj. shelf and box/file, 60" wide niche, triple height storage cabinet, 45" wide single height storage, 60" wide niche, 60" wide single height storage, double depth wardrobe with coat rod and 2 shelves

- To add Tackboard to niche, add "TB" at the end of the product code and add \$1720 to the list price
- To add LED Light to niche, add "LT" at the end of the product code and add \$1724 to the list price

FW14084-1R • 140" wide x 84" high Work Wall

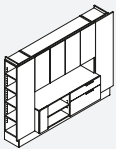


PRODUCT CODE	PRICE	SIZE / INCHES			WEIGHT VOL	
		H	W	D	LBS	FT ³
FW14084-1R	25915	84	140	20	936	118

140" wide - double depth wardrobe with coat rod and 2 shelves, 60" wide niche, 60" wide single height storage, 60" wide wall credenza with box/file and adj. shelf, 60" wide niche, 45" wide single height storage, triple height storage, vertical storage with 5 adj. shelves, triple height storage, 15" wide double height niche, single height storage, vertical storage with 5 adj. shelves

- To add Tackboard to niche, add "TB" at the end of the product code and add \$1720 to the list price
- To add LED Light to niche, add "LT" at the end of the product code and add \$1724 to the list price

FW9570-1L • 95" wide x 70" high Work Wall

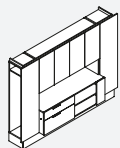


PRODUCT CODE	PRICE	SIZE / INCHES			WEIGHT VOL	
		H	W	D	LBS	FT ³
FW9570-1L	16139	70	95	20	523	66

95" wide - vertical storage with 4 adj. shelves, 60" wide wall credenza with adj. shelf and box/file, 60" wide niche, 60" wide double height storage, wardrobe with coat hook and hat shelf

- To add Tackboard to niche, add "TB" at the end of the product code and add \$707 to the list price
- To add LED Light to niche, add "LT" at the end of the product code and add \$599 to the list price

FW9570-1R • 95" wide x 70" high Work Wall

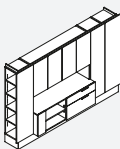


PRODUCT CODE	PRICE	SIZE / INCHES			WEIGHT VOL	
		H	W	D	LBS	FT ³
FW9570-1R	16139	70	95	20	523	66

95" wide - wardrobe with coat hook and hat shelf, 60" wide wall credenza with box/file and adj. shelf, 60" wide niche, 60" wide double height storage, vertical storage with 4 adj. shelves

- To add Tackboard to niche, add "TB" at the end of the product code and add \$707 to the list price
- To add LED Light to niche, add "LT" at the end of the product code and add \$599 to the list price

FW11070-1L • 110" wide x 70" high Work Wall

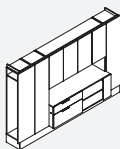


PRODUCT CODE	PRICE	SIZE / INCHES			WEIGHT VOL	
		H	W	D	LBS	FT ³
FW11070-1L	17692	70	110	20	618	76

110" wide - vertical storage with 4 adj. shelves, 60" wide wall credenza with adj. shelf and box/file, 60" wide niche, 60" wide double height storage, vertical storage with 4 adj. shelves, wardrobe with coat hook and hat shelf

- To add Tackboard to niche, add "TB" at the end of the product code and add \$707 to the list price
- To add LED Light to niche, add "LT" at the end of the product code and add \$599 to the list price

FW11070-1R • 110" wide x 70" high Work Wall

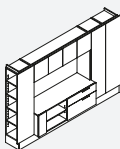


PRODUCT CODE	PRICE	SIZE / INCHES			WEIGHT VOL	
		H	W	D	LBS	FT ³
FW11070-1R	17692	70	110	20	618	76

110" wide - wardrobe with coat hook and hat shelf, vertical storage with 4 adj. shelves, 60" wide wall credenza with box/file and adj. shelf, 60" wide niche, 60" wide double height storage, vertical storage with 4 adj. shelves

- To add Tackboard to niche, add "TB" at the end of the product code and add \$707 to the list price
- To add LED Light to niche, add "LT" at the end of the product code and add \$599 to the list price

FW11070-2L • 110" wide x 70" high Work Wall

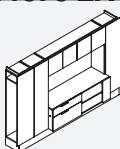


PRODUCT CODE	PRICE	SIZE / INCHES			WEIGHT VOL	
		H	W	D	LBS	FT ³
FW11070-2L	16450	70	110	20	586	76

110" wide - vertical storage with 4 adj. shelves, 60" wide wall credenza with adj. shelf and box/file, 60" wide double height niche, 60" wide single height storage, vertical storage with 4 adj. shelves, wardrobe with coat hook and hat shelf

- To add Tackboard to niche, add "TB" at the end of the product code and add \$875 to the list price
- To add LED Light to niche, add "LT" at the end of the product code and add \$599 to the list price

FW11070-2R • 110" wide x 70" high Work Wall

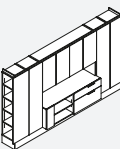


PRODUCT CODE	PRICE	SIZE / INCHES			WEIGHT VOL	
		H	W	D	LBS	FT ³
FW11070-2R	16450	70	110	20	586	76

110" wide - wardrobe with coat hook and hat shelf, vertical storage with 4 adj. shelves, 60" wide wall credenza with box/file and adj. shelf, 60" wide double height niche, 60" wide single height storage, vertical storage with 4 adj. shelves

- To add Tackboard to niche, add "TB" at the end of the product code and add \$875 to the list price
- To add LED Light to niche, add "LT" at the end of the product code and add \$599 to the list price

FW12570-1L • 125" wide x 70" high Work Wall

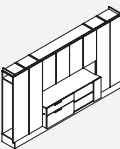


PRODUCT CODE	PRICE	SIZE / INCHES			WEIGHT VOL	
		H	W	D	LBS	FT ³
FW12570-1L	18622	70	125	20	713	85

125" wide - vertical storage with 4 adj. shelves, vertical storage with 4 adj. shelves, 60" wide wall credenza with adj. shelf and box/file, 60" wide niche, 60" wide double height storage, vertical storage with 4 adj. shelves, wardrobe with coat hook and hat shelf

- To add Tackboard to niche, add "TB" at the end of the product code and add \$707 to the list price
- To add LED Light to niche, add "LT" at the end of the product code and add \$599 to the list price

FW12570-1R • 125" wide x 70" high Work Wall

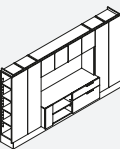


PRODUCT CODE	PRICE	SIZE / INCHES			WEIGHT VOL	
		H	W	D	LBS	FT ³
FW12570-1R	18622	70	125	20	713	85

125" wide - wardrobe with coat hook and hat shelf, vertical storage with 4 adj. shelves, 60" wide wall credenza with box/file and adj. shelf, 60" wide niche, 60" wide double height storage, vertical storage with 4 adj. shelves, vertical storage with 4 adj. shelves

- To add Tackboard to niche, add "TB" at the end of the product code and add \$707 to the list price
- To add LED Light to niche, add "LT" at the end of the product code and add \$599 to the list price

FW12570-2L • 125" wide x 70" high Work Wall

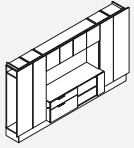


PRODUCT CODE	PRICE	SIZE / INCHES			WEIGHT VOL	
		H	W	D	LBS	FT ³
FW12570-2L	17379	70	125	20	681	85

125" wide - vertical storage with 4 adj. shelves, vertical storage with 4 adj. shelves, 60" wide wall credenza with adj. shelf and box/file, 60" wide double height niche, 60" wide single height storage, vertical storage with 4 adj. shelves, wardrobe with coat hook and hat shelf

- To add Tackboard to niche, add "TB" at the end of the product code and add \$875 to the list price
- To add LED Light to niche, add "LT" at the end of the product code and add \$599 to the list price

FW12570-2R • 125" wide x 70" high Work Wall

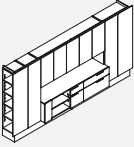


PRODUCT CODE	PRICE	SIZE / INCHES			WEIGHT VOL	
		H	W	D	LBS	FT ³
FW12570-2R	17379	70	125	20	681	85

125" wide - wardrobe with coat hook and hat shelf, vertical storage with 4 adj. shelves, 60" wide wall credenza with box/file and adj. shelf, 60" wide double height niche, 60" wide single height storage, vertical storage with 4 adj. shelves, vertical storage with 4 adj. shelves

- To add Tackboard to niche, add "TB" at the end of the product code and add \$875 to the list price
- To add LED Light to niche, add "LT" at the end of the product code and add \$599 to the list price

FW14070-1L • 140" wide x 70" high Work Wall

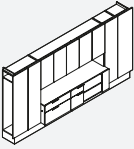


PRODUCT CODE	PRICE	SIZE / INCHES			WEIGHT VOL	
		H	W	D	LBS	FT ³
FW14070-1L	20019	70	140	20	750	95

140" wide - vertical storage with 4 adj. shelves, vertical storage with 4 adj. shelves, 75" wide wall credenza with adj. shelf narrow box/file and box/file, 75" wide single height niche, 75" wide double height storage, double depth wardrobe with coat rod and hat shelf

- To add Tackboard to niche, add "TB" at the end of the product code and add \$882 to the list price
- To add LED Light to niche, add "LT" at the end of the product code and add \$1352 to the list price

FW14070-1R • 140" wide x 70" high Work Wall

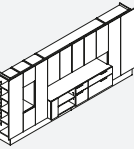


PRODUCT CODE	PRICE	SIZE / INCHES			WEIGHT VOL	
		H	W	D	LBS	FT ³
FW14070-1R	20019	70	140	20	750	95

140" wide - double depth wardrobe with coat rod and hat shelf, 75" wide wall credenza with box/file, narrow box/file and adj. shelf, 75" wide single height niche, 75" wide double height storage, vertical storage with 4 adj. shelves, vertical storage with 4 adj. shelves

- To add Tackboard to niche, add "TB" at the end of the product code and add \$882 to the list price
- To add LED Light to niche, add "LT" at the end of the product code and add \$1352 to the list price

FW15570-1L • 155" wide x 70" high Work Wall

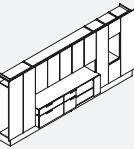


PRODUCT CODE	PRICE	SIZE / INCHES			WEIGHT VOL	
		H	W	D	LBS	FT ³
FW15570-1L	24051	70	155	20	849	107

155" wide - vertical storage with 4 adj. shelves, double height storage, 15" wide double height niche, single height storage, vertical storage with 4 adj. shelves, 75" wide wall credenza with adj. shelf, narrow box/file and box/file, 75" wide niche, 75" wide double height storage, double depth wardrobe with coat rod and hat shelf

- To add Tackboard to niche, add "TB" at the end of the product code and add \$1312 to the list price
- To add LED Light to niche, add "LT" at the end of the product code and add \$1591 to the list price

FW15570-1R • 155" wide x 70" high Work Wall

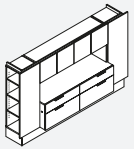


PRODUCT CODE	PRICE	SIZE / INCHES			WEIGHT VOL	
		H	W	D	LBS	FT ³
FW15570-1R	24051	70	155	20	849	107

155" wide - double depth wardrobe with coat rod and hat shelf, 75" wide wall credenza with box/file, narrow box/file and adj. shelf, 75" wide niche, 75" wide double height storage, vertical storage with 4 adj. shelves, double height storage, 15" wide double height niche, single height storage, vertical storage with 4 adj. shelves

- To add Tackboard to niche, add "TB" at the end of the product code and add \$1312 to the list price
- To add LED Light to niche, add "LT" at the end of the product code and add \$1591 to the list price

FW9556-1 • 95" wide x 56" high Work Wall

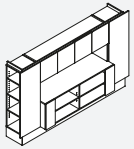


PRODUCT CODE	PRICE	SIZE / INCHES			WEIGHT VOL	
		H	W	D	LBS	FT ³
FW9556-1	14897	56	95	20	488	55

95" wide - vertical storage with 3 adj. shelves, 60" wide wall credenza with two box/files, 60" wide single height niche, 60" wide single height storage, vertical storage with 3 adj. shelves

- To add Tackboard to niche, add "TB" at the end of the product code and add \$707 to the list price
- To add LED Light to niche, add "LT" at the end of the product code and add \$599 to the list price

FW9556-2 • 95" wide x 56" high Work Wall

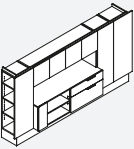


PRODUCT CODE	PRICE	SIZE / INCHES			WEIGHT VOL	
		H	W	D	LBS	FT ³
FW9556-2	13347	56	95	20	420	55

95" wide - vertical storage with 3 adj. shelves, 60" wide wall open credenza with 2 adj. shelves, 60" wide single height niche, 60" wide single height storage, vertical storage with 3 adj. shelves

- To add Tackboard to niche, add "TB" at the end of the product code and add \$707 to the list price
- To add LED Light to niche, add "LT" at the end of the product code and add \$599 to the list price

FW11056-1L • 110" wide x 56" high Work Wall

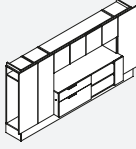


PRODUCT CODE	PRICE	SIZE / INCHES			WEIGHT VOL	
		H	W	D	LBS	FT ³
FW11056-1L	14588	56	110	20	533	63

95" wide - vertical storage with 3 adj. shelves, 60" wide wall credenza with adj. shelf and box/file, 60" wide niche, 60" wide single height storage, vertical storage with 3 adj. shelves, wardrobe with coat hook and hat shelf

- To add Tackboard to niche, add "TB" at the end of the product code and add \$707 to the list price
- To add LED Light to niche, add "LT" at the end of the product code and add \$599 to the list price

FW11056-1R • 110" wide x 56" high Work Wall

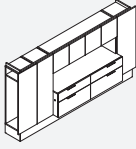


PRODUCT CODE	PRICE	SIZE / INCHES			WEIGHT VOL	
		H	W	D	LBS	FT ³
FW11056-1R	14588	56	110	20	533	63

95" wide - wardrobe with coat hook and hat shelf, vertical storage with 3 adj. shelves, 60" wide wall credenza with box/file and adj. shelf, 60" wide single height niche, 60" wide single height storage, vertical storage with 3 adj. shelves

- To add Tackboard to niche, add "TB" at the end of the product code and add \$707 to the list price
- To add LED Light to niche, add "LT" at the end of the product code and add \$599 to the list price

FW11056-2L • 110" wide x 56" high Work Wall

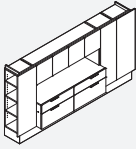


PRODUCT CODE	PRICE	SIZE / INCHES			WEIGHT VOL	
		H	W	D	LBS	FT ³
FW11056-2L	16139	56	110	20	549	62

110" wide - wardrobe with coat hook and hat shelf, vertical storage with 3 adj. shelves, 60" wide wall credenza with two box/files, 60" wide niche, 60" wide single height storage, vertical storage with 3 adj. shelves

- To add Tackboard to niche, add "TB" at the end of the product code and add \$707 to the list price
- To add LED Light to niche, add "LT" at the end of the product code and add \$599 to the list price

FW11056-2R • 110" wide x 56" high Work Wall

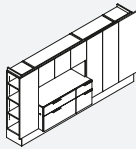


PRODUCT CODE	PRICE	SIZE / INCHES			WEIGHT VOL	
		H	W	D	LBS	FT ³
FW11056-2R	16139	56	110	20	549	62

110" wide - vertical storage with 3 adj. shelves, 60" wide wall credenza with two box/files, 60" wide niche, 60" wide single height storage, vertical storage with 3 adj. shelves, wardrobe with coat hook and hat shelf

- To add Tackboard to niche, add "TB" at the end of the product code and add \$707 to the list price
- To add LED Light to niche, add "LT" at the end of the product code and add \$599 to the list price

FW11056-3L • 110" wide x 56" high Work Wall

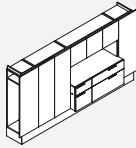


PRODUCT CODE	PRICE	SIZE / INCHES			WEIGHT VOL	
		H	W	D	LBS	FT ³
FW11056-3L	15983	56	110	20	538	62

110" wide - vertical storage with 3 adj. shelves, 45" wide wall credenza with box/file and narrow box/file, 45" wide niche, 45" wide single height storage, double width vertical storage with 3 adj. shelves, wardrobe with coat hook and hat shelf

- To add Tackboard to niche, add "TB" at the end of the product code and add \$707 to the list price
- To add LED Light to niche, add "LT" at the end of the product code and add \$486 to the list price

FW11056-3R • 110" wide x 56" high Work Wall

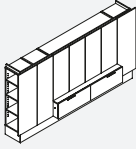


PRODUCT CODE	PRICE	SIZE / INCHES			WEIGHT VOL	
		H	W	D	LBS	FT ³
FW11056-3R	15983	56	110	20	538	62

110" wide - wardrobe with coat hook and hat shelf, double width vertical storage with 3 adj. shelves, 45" wide wall credenza with narrow box/file and box/file, 45" wide niche, 45" wide single height storage, vertical storage with 3 adj. shelves

- To add Tackboard to niche, add "TB" at the end of the product code and add \$707 to the list price
- To add LED Light to niche, add "LT" at the end of the product code and add \$486 to the list price

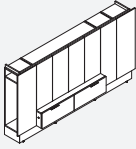
FW11056-4L • 110" wide x 56" high Work Wall



PRODUCT CODE	PRICE	SIZE / INCHES			WEIGHT VOL	
		H	W	D	LBS	FT ³
FW11056-4L	16064	56	110	20	530	61

110" wide - vertical storage with 3 adj. shelves, vertical storage with 3 adj. shelves, single high 60" wide wall credenza with two files, 60" wide triple height storage with 2 adj. shelves, wardrobe with coat hook and hat shelf

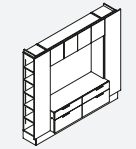
FW11056-4R • 110" wide x 56" high Work Wall



PRODUCT CODE	PRICE	SIZE / INCHES			WEIGHT VOL	
		H	W	D	LBS	FT ³
FW11056-4R	16064	56	110	20	530	61

110" wide - wardrobe with coat hook and hat shelf, single height 60" wide wall credenza with two files, 60" wide triple height storage with 2 adj. shelves, vertical storage with 3 adj. shelves, vertical storage with 3 adj. shelves

FW9584-20 • 95" wide x 84" high Work Wall

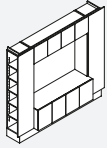


PRODUCT CODE	PRICE	SIZE / INCHES			WEIGHT VOL	
		H	W	D	LBS	FT ³
FW9584-20	18157	84	95	20	565	77

95" wide - vertical storage with 5 adj. shelves, 60" wide wall credenza with two box/files, 60" wide triple height niche, 60" wide single height storage, vertical storage with 5 adj. shelves

- To add Tackboard to niche, add "TB" at the end of the product code and add \$1312 to the list price
- To add LED Light to niche, add "LT" at the end of the product code and add \$599 to the list price

FW9584-21 • 95" wide x 84" high Work Wall

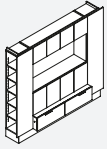


PRODUCT CODE	PRICE	SIZE / INCHES			WEIGHT VOL	
		H	W	D	LBS	FT ³
FW9584-21	16604	84	95	20	516	77

95" wide - vertical storage with 5 adj. shelves, 60" wide wall credenza with two cabinets with adj. shelves, 60" wide triple height niche, 60" wide single height storage, vertical storage with 5 adj. shelves

- To add Tackboard to niche, add "TB" at the end of the product code and add \$1312 to the list price
- To add LED Light to niche, add "LT" at the end of the product code and add \$599 to the list price

FW9584-22 • 95" wide x 84" high Work Wall

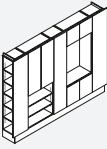


PRODUCT CODE	PRICE	SIZE / INCHES			WEIGHT VOL	
		H	W	D	LBS	FT ³
FW9584-22	17846	84	95	20	611	77

95" wide - vertical storage with 5 adj. shelves, 60" wide single height wall credenza with two files, 60" wide double height storage, 60" wide double height niche, 60" wide single height storage, vertical storage with 5 adj. shelves

- To add Tackboard to niche, add "TB" at the end of the product code and add \$875 to the list price
- To add LED Light to niche, add "LT" at the end of the product code and add \$599 to the list price

FW11084-20L • 110" wide x 84" high Work Wall

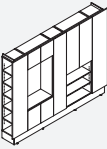


PRODUCT CODE	PRICE	SIZE / INCHES			WEIGHT VOL	
		H	W	D	LBS	FT ³
FW11084-20L	17692	84	110	15	659	87

110" wide - vertical storage with 5 adj. shelves, 30" wide triple height open bookcase, 30" wide triple height double width storage, vertical storage with 5 adj. shelves, 30" wide and double height storage, 30" wide triple height niche, 30" wide single height storage, vertical storage with 5 adj. shelves

- To add Tackboard to niche, add "TB" at the end of the product code and add \$657 to the list price
- To add LED Light to niche, add "LT" at the end of the product code and add \$368 to the list price

FW11084-20R • 110" wide x 84" high Work Wall

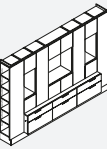


PRODUCT CODE	PRICE	SIZE / INCHES			WEIGHT VOL	
		H	W	D	LBS	FT ³
FW11084-20R	17692	84	110	15	659	87

110" wide - vertical storage with 5 adj. shelves, 30" wide double height storage, 30" wide triple height niche, 30" wide single height storage, vertical storage with 5 adj. shelves, 30" wide triple height open bookcase, 30" wide triple height double width storage, vertical storage with 5 adj. shelves

- To add Tackboard to niche, add "TB" at the end of the product code and add \$657 to the list price
- To add LED Light to niche, add "LT" at the end of the product code and add \$368 to the list price

FW12584-20 • 125" wide x 84" high Work Wall

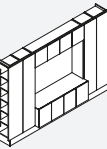


PRODUCT CODE	PRICE	SIZE / INCHES			WEIGHT VOL	
		H	W	D	LBS	FT ³
FW12584-20	27156	84	125	20	962	101

125" wide - vertical storage with 5 adj. shelves, 90" wide wall credenza with 3 box/files, single height storage, 15" wide double height niche, single height storage, four-fold height vertical storage with 3 adj. shelves, double width single height storage, 30" wide double height niche, double width single height storage, fourfold height vertical storage with 3 adj. shelves, single height storage, 15" wide double height niche, single height storage, vertical storage with 5 adj. shelves

- To add Tackboard to niche, add "TB" at the end of the product code and add \$1195 to the list price
- To add LED Light to niche, add "LT" at the end of the product code and add \$1210 to the list price

FW12584-21 • 125" wide x 84" high Work Wall

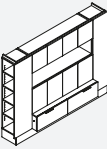


PRODUCT CODE	PRICE	SIZE / INCHES			WEIGHT VOL	
		H	W	D	LBS	FT ³
FW12584-21	20176	84	125	20	738	100

125" wide - vertical storage with 5 adj. shelves, vertical storage with 5 adj. shelves, 60" wide wall credenza with two cabinets and adj. shelf, 60" wide triple height niche, 60" wide single height storage, vertical storage with 5 adj. shelves, vertical storage with 5 adj. shelves

- To add Tackboard to niche, add "TB" at the end of the product code and add \$1312 to the list price
- To add LED Light to niche, add "LT" at the end of the product code and add \$599 to the list price

FW9570-20 • 95" wide x 70" high Work Wall

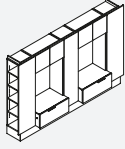


PRODUCT CODE	PRICE	SIZE / INCHES			WEIGHT VOL	
		H	W	D	LBS	FT ³
FW9570-20	16139	70	95	20	563	66

95" wide - vertical storage with 4 adj. shelves, 60" wide single height wall credenza with 2 files, 60" wide double height storage, 60" wide niche, 60" wide single height storage, vertical storage with 4 adj. shelves

- To add Tackboard to niche, add "TB" at the end of the product code and add \$707 to the list price
- To add LED Light to niche, add "LT" at the end of the product code and add \$599 to the list price

FW11070-20 • 110" wide x 70" high Work Wall

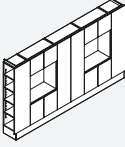


PRODUCT CODE	PRICE	SIZE / INCHES			WEIGHT VOL	
		H	W	D	LBS	FT ³
FW11070-20	17999	70	110	20	602	78

110" wide - vertical storage with 4 adj. shelves, 30" wide single height wall credenza with file, 30" wide triple height niche, 30" wide single height storage, vertical storage with 4 adj. shelves, 30" wide single height wall credenza with file, 30" wide triple height niche, 30" wide height storage, vertical storage with 4 adj. shelves

- To add Tackboard to niche, add "TB" at the end of the product code and add \$1312 to the list price
- To add LED Light to niche, add "LT" at the end of the product code and add \$950 to the list price

FW12570-20 • 125" wide x 70" high Work Wall

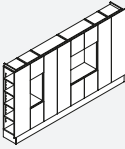


PRODUCT CODE	PRICE	SIZE / INCHES			WEIGHT VOL	
		H	W	D	LBS	FT ³
FW12570-20	18622	70	125	15	645	84

125" wide - vertical storage with 4 adj. shelves, 30" wide double height storage, 30" wide double height niche, 30" wide single height storage, double width vertical storage with 4 adj. shelves, 30" wide double height storage, 30" wide double height niche, 30" wide single height storage, vertical storage with 4 adj. shelves

- To add Tackboard to niche, add "TB" at the end of the product code and add \$875 to the list price
- To add LED Light to niche, add "LT" at the end of the product code and add \$950 to the list price

FW12570-21L • 125" wide x 70" high Work Wall

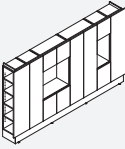


PRODUCT CODE	PRICE	SIZE / INCHES			WEIGHT VOL	
		H	W	D	LBS	FT ³
FW12570-21L	19863	70	125	15	685	84

125" wide - vertical storage with 4 adj. shelves, 15" wide double height storage, 15" wide double height niche, 15" wide single height storage, double width vertical storage with 4 adj. shelves, 30" wide double height storage, 30" wide double height niche, 30" wide single height storage, vertical storage with 4 adj. shelves, vertical storage with 4 adj. shelves

- To add Tackboard to niche, add "TB" at the end of the product code and add \$748 to the list price
- To add LED Light to niche, add "LT" at the end of the product code and add \$865 to the list price

FW12570-21R • 125" wide x 70" high Work Wall

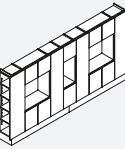


PRODUCT CODE	PRICE	SIZE / INCHES			WEIGHT VOL	
		H	W	D	LBS	FT ³
FW12570-21R	19863	70	125	15	685	84

125" wide - vertical storage with 4 adj. shelves, vertical storage with 4 adj. shelves, 30" wide double height storage, 30" wide double height niche, 30" wide single height storage, double width vertical storage with 4 adj. shelves, 15" wide double height storage, 15" wide double height niche, 15" wide single height storage, vertical storage with 4 adj. shelves

- To add Tackboard to niche, add "TB" at the end of the product code and add \$748 to the list price
- To add LED Light to niche, add "LT" at the end of the product code and add \$865 to the list price

FW14070-20 • 140" wide x 70" high Work Wall

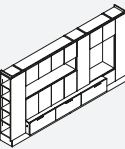


PRODUCT CODE	PRICE	SIZE / INCHES			WEIGHT VOL	
		H	W	D	LBS	FT ³
FW14070-20	21879	70	140	20	779	96

140" wide - vertical storage with 4 adj. shelves, 30" wide double height storage, 30" wide double height niche, 30" wide single height storage, vertical storage cabinet with 4 adj. shelves, 15" wide double height storage, 15" wide double height niche, 15" wide single height storage, vertical storage with 4 adj. shelves, 30" wide double height storage, 30" wide double height niche, 30" wide single height storage, vertical storage with 4 adj. shelves

- To add Tackboard to niche, add "TB" at the end of the product code and add \$1182 to the list price
- To add LED Light to niche, add "LT" at the end of the product code and add \$1198 to the list price

FW14070-21L • 140" wide x 70" high Work Wall

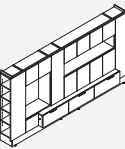


PRODUCT CODE	PRICE	SIZE / INCHES			WEIGHT VOL	
		H	W	D	LBS	FT ³
FW14070-21L	23121	70	140	20	832	96

140" wide - vertical storage with 4 adj. shelves, 60" wide double height storage, 60" wide niche, 60" wide single height storage, 15" wide triple height storage, 15" wide single height storage, 30" wide double height niche, 30" wide single height storage, 90" wide single height wall credenza, vertical storage with 4 adj. shelves

- To add Tackboard to niche, add "TB" at the end of the product code and add \$1361 to the list price
- To add LED Light to niche, add "LT" at the end of the product code and add \$1219 to the list price

FW14070-21R • 140" wide x 70" high Work Wall

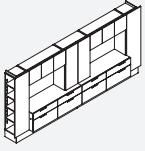


PRODUCT CODE	PRICE	SIZE / INCHES			WEIGHT VOL	
		H	W	D	LBS	FT ³
FW14070-21R	23121	70	140	20	832	96

140" wide - vertical storage with 4 adj. shelves, 15" wide single height storage, 30" wide double height niche, 30" wide single height storage, 90" wide single height wall credenza with three files, 15" wide triple height storage, 60" wide double height storage, 60" wide niche, 60" wide single height storage, vertical storage with 4 adj. shelves

- To add Tackboard to niche, add "TB" at the end of the product code and add \$1361 to the list price
- To add LED Light to niche, add "LT" at the end of the product code and add \$1219 to the list price

FW15570-20 • 155" wide x 70" high Work Wall

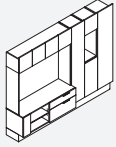


PRODUCT CODE	PRICE	SIZE / INCHES			WEIGHT VOL	
		H	W	D	LBS	FT ³
FW15570-20	25140	70	155	20	900	108

155" wide - vertical storage with 4 adj. shelves, 60" wide wall credenza with two box/files, 45" wide double height niche, 45" wide single height storage, 30" wide double width storage with 2 adj. shelves, 60" wide wall credenza with two box/files, 45" wide double height niche, 45" wide single height storage, vertical storage with 4 adj. shelves

- To add Tackboard to niche, add "TB" at the end of the product code and add \$1745 to the list price
- To add LED Light to niche, add "LT" at the end of the product code and add \$1254 to the list price

FW10784L • 107" wide x 84" high Work Wall

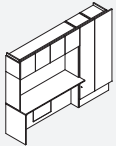


PRODUCT CODE	PRICE	SIZE / INCHES			WEIGHT VOL	
		H	W	D	LBS	FT ³
FW10784L	18622	84	107.5	20	620	80

107.5" wide - 60" wide wall credenza with adj. shelf and box/file, 60" wide triple height niche, 60" wide single height storage, vertical storage with 5 adj. shelves, triple height storage, 15" wide double height niche, single height storage, vertical storage with 5 adj. shelves

- To add Tackboard to niche, add "TB" at the end of the product code and add \$875 to the list price
- To add LED Light to niche, add "LT" at the end of the product code and add \$599 to the list price

FW927002R • 92" wide x 70" high Open Knee Space Work Wall

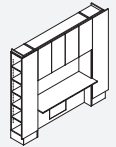


PRODUCT CODE	PRICE	SIZE / INCHES			WEIGHT VOL	
		H	W	D	LBS	FT ³
FW927002R	11706	70	92.5	20	533	63

92.5" wide - 60" wide work surface wall credenza, 60" wide double height niche, 60" wide single height storage, vertical storage with 4 adj. shelves, wardrobe with coat hook and hat shelf

- To add Tackboard to niche, add "TB" at the end of the product code and add \$875 to the list price
- To add LED Light to niche, add "LT" at the end of the product code and add \$599 to the list price

FW9584OWR • 95" wide x 84" high Open Knee Space Work Wall

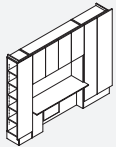


PRODUCT CODE	PRICE	SIZE / INCHES			WEIGHT VOL	
		H	W	D	LBS	FT ³
FW9584OWR	12268	84	95	20	523	33

95" wide - vertical storage with 5 adj. shelves, 60" wide work surface wall credenza, 60" wide double height niche, 60" wide double height storage, wardrobe with coat hook and hat shelf.

- To add Tackboard to niche, add "TB" at the end of the product code and add \$875 to the list price
- To add LED Light to niche, add "LT" at the end of the product code and add \$599 to the list price

FW11084OW2R • 110" wide x 84" high Open Knee Space Work Wall

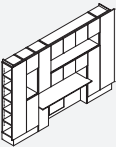


PRODUCT CODE	PRICE	SIZE / INCHES			WEIGHT VOL	
		H	W	D	LBS	FT ³
FW11084OW2R	14188	84	110	20	586	76

110" wide - vertical storage with 5 adj. shelves, 60" wide work surface wall credenza, 60" wide double height niche, 60" wide double height storage, double depth wardrobe with coat rod and hat shelf

- To add Tackboard to niche, add "TB" at the end of the product code and add \$875 to the list price
- To add LED Light to niche, add "LT" at the end of the product code and add \$599 to the list price

FW12584OIL • 125" wide x 84" high Open Knee Space Work Wall

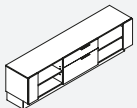


PRODUCT CODE	PRICE	SIZE / INCHES			WEIGHT VOL	
		H	W	D	LBS	FT ³
FW12584OIL	19465	84	125	20	832	96

125" wide - vertical storage with 5 adj. shelves, triple height storage, 15" wide triple height storage, 15" wide double height niche, single high storage, 60" wide work surface wall credenza, 60" wide single height niche, triple height storage, 45" wide single height storage, 60" wide single height niche, 60" wide single height storage, triple height storage, wardrobe with coat hook and hat shelf

- To add Tackboard to niche, add "TB" at the end of the product code and add \$1724 to the list price
- To add LED Light to niche, add "LT" at the end of the product code and add \$1210 to the list price

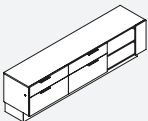
FW9026-1 • 90" wide x 26" high Work Wall Credenza



PRODUCT CODE	PRICE	SIZE / INCHES			WEIGHT VOL	
		H	W	D	LBS	FT ³
FW9026-1	7295	26	90	20	254	27

90" wide - wall credenza with adj. shelf, box/file and adj. shelf

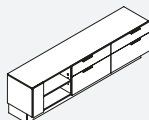
FW9026-2 • 90" wide x 26" high Work Wall Credenza



PRODUCT CODE	PRICE	SIZE / INCHES			WEIGHT VOL	
		H	W	D	LBS	FT ³
FW9026-2	7606	26	90	20	270	27

90" wide - wall credenza with box/file, box/file and adj. shelf

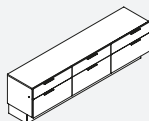
FW9026-3 • 90" wide x 26" high Work Wall Credenza



PRODUCT CODE	PRICE	SIZE / INCHES			WEIGHT VOL	
		H	W	D	LBS	FT ³
FW9026-3	7606	26	90	20	270	27

90" wide - wall credenza with adj. shelf, box/file and box/file

FW9026-4 • 90" wide x 26" high Work Wall Credenza



PRODUCT CODE	PRICE	SIZE / INCHES			WEIGHT VOL	
		H	W	D	LBS	FT ³
FW9026-4	8071	26	90	20	310	27

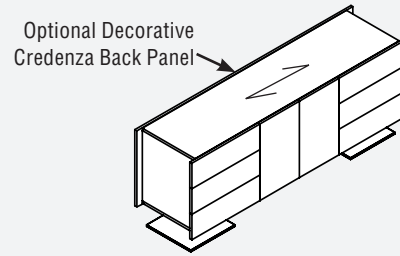
90" wide - wall credenza with three box/files

Note: Centre Pedestal does not have a lock.

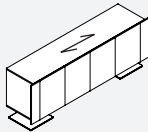
CONFERENCE ROOM FURNITURE • TECHNICAL INFORMATION

- Horizontal grain direction is standard on all engineered finishes. If natural veneer is required, the grain direction will be vertical - Add suffix "VG" to the end of the product code
- Full Storage Credenza backs include GM17 vertical cut out (see page A12)
- Optional decorative credenza back panels (FBP) are available for full storage credenzas FC/FCD
- Doors open with touch latch
- To open the drawer, pull drawer front overhang - no handles available.
- Display Wall can be purchased with optional monitor mount installed.
- Mobile and stationary lecterns are available.
- For optional light and microphone see page M.4 in the accessories section.
- See page A.17 for metal colour finish.

NOTE: Arrow indicates direction of grain.

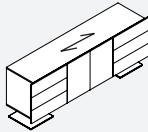


FC-xx • Full Storage Credenza with two sets of Storage Cabinets



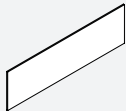
PRODUCT CODE	PRICE	SIZE (INCHES)			WEIGHT LBS	VOL FT3
		H	W	D		
FC9020GG	6170	29	90	20	241	36
FC8420GG	5924	29	84	20	232	33
FC7820GG	5502	29	78	20	223	31
FC7220GG	5350	29	72	20	213	29
FC6020MM	4969	29	60	20	194	26

FCD-A • Full Storage Credenza with BBB on Left, Storage Cabinet and BBB on Right



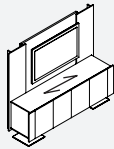
PRODUCT CODE	PRICE	SIZE (INCHES)			WEIGHT LBS	VOL FT3
		H	W	D		
FCD9020A	6537	29	90	20	249	36
FCD8420A	6294	29	84	20	240	33
FCD7820A	5843	29	78	20	230	31
FCD7220A	5718	29	72	20	221	29
FCD6020A	5339	29	60	20	202	26

FBP • Decorative Credenza Back Panel



PRODUCT CODE	PRICE	SIZE (INCHES)			WEIGHT LBS	VOL FT3
		H	W	D		
FBP9020	1053	22	90	0.75	41	4
FBP8420	1001	22	84	0.75	38	4
FBP7820	929	22	78	0.75	36	3
FBP7220	810	22	72	0.75	33	3
FBP6020	687	22	60	0.75	27	3

FC-GGTWH • Full Storage Credenza with two sets of Storage Cabinets and Display Wall



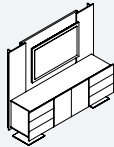
PRODUCT CODE	PRICE	SIZE (INCHES)			WEIGHT LBS	VOL FT3
		H	W	D		
FC9024GGTWH72	9561	72	90	24	463	47
FC8424GGTWH72	9108	72	84	24	444	44
FC7824GGTWH72	8459	72	78	24	424	41
FC7224GGTWH72	8203	72	72	24	403	38
FC9024GGTWH66	9231	66	90	24	425	47
FC8424GGTWH66	8866	66	84	24	406	44
FC7824GGTWH66	8232	66	78	24	286	41
FC7224GGTWH66	7979	66	72	24	365	38

Monitor Size Chart based on Display Wall Size:

Display Wall Width	Monitor Size
90"	54"
84"	50"
78"	46"
72"	42"

Note: Monitors and TV Mounts are not included
Display Wall includes GM1

FCD-ATWH • Full Storage Credenza with BBB, Storage Cabinet, BBB and Display Wall



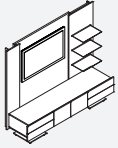
PRODUCT CODE	PRICE	SIZE (INCHES)			WEIGHT LBS	VOL FT3
		H	W	D		
FCD9024ATWH72	9710	72	90	24	481	48
FCD8424ATWH72	9256	72	84	24	460	45
FCD7824ATWH72	8607	72	78	24	439	42
FCD7224ATWH72	8353	72	72	24	418	39
FCD9024ATWH66	9378	66	90	24	444	48
FCD8424ATWH66	9016	66	84	24	422	45
FCD7824ATWH66	8381	66	78	24	402	42
FCD7224ATWH66	8127	66	72	24	381	39

Monitor Size Chart based on Display Wall Size:

Display Wall Width	Monitor Size
90"	54"
84"	50"
78"	46"
72"	42"

Note: Monitors and TV Mounts are not included
Display Wall includes GM1

FFTWA-WH • Full Storage Credenza with BB, Storage Cabinet, BB and Disolav Wall



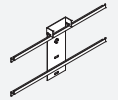
PRODUCT CODE	PRICE	SIZE (INCHES)			WEIGHT LBS	VOL FT3
		H	W	D		
FFTWA90WH72	10161	72	90	24	482	41
FFTWA84WH72	9816	72	84	24	462	38
FFTWA78WH72	9310	72	78	24	442	35
FFTWA72WH72	8752	72	72	24	421	32
FFTWA90WH66	9832	66	90	24	462	40
FFTWA84WH66	9485	66	84	24	443	37
FFTWA78WH66	8996	66	78	24	424	34
FFTWA72WH66	8492	66	72	24	404	31

Monitor Size Chart based on Display Wall Size:

Display Wall Width	Monitor Size
90"	54"
84"	48"
78"	42"
72"	36"

Note: Monitors and TV Mounts are not included

FVMED • TV Mount for Flat Screen Monitors up to 50"



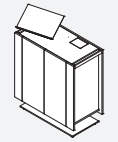
PRODUCT CODE	PRICE	SIZE (INCHES)			WEIGHT LBS	VOL FT3
		H	W	D		
FVMED	409	17	28	2	14	0.7

FVLRG • TV Mount for Flat Screen Monitors over 50"



PRODUCT CODE	PRICE	SIZE (INCHES)			WEIGHT LBS	VOL FT3
		H	W	D		
FVLRG	473	21	38	2	25	0.75

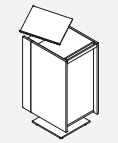
FLEC-36 • Lectern



PRODUCT CODE	PRICE	SIZE (INCHES)			WEIGHT LBS	VOL FT3
		H	W	D		
FLEC36	5905	42	36	20	166	22

- With pop-up door to reveal concealed Power/Data monument (power duplex, 15 pin VGA, data and telephone connectors)
- Optional Light and/or Microphone to be specified
- Metal finish on base, book rest and handles must be specified
- Includes 1 adj. shelf

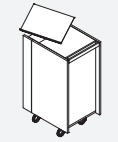
FLEC-24 • Lectern



PRODUCT CODE	PRICE	SIZE (INCHES)			WEIGHT LBS	VOL FT3
		H	W	D		
FLEC24	4871	42	24	20	135	15

- With Laptop pull-out tray to reveal concealed Power/Data monument (power duplex, 15 pin VGA, data and telephone connectors)
- Optional Light or Microphone to be specified
- Metal finish on base, book rest and handles must be specified
- Includes 1 adj. shelf

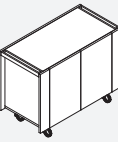
FLEC-24M • Mobile Lectern



PRODUCT CODE	PRICE	SIZE (INCHES)			WEIGHT LBS	VOL FT3
		H	W	D		
FLEC24M	3611	42	24	20	135	15

- With Laptop pull-out tray
- Metal finish on base, book rest and handles must be specified
- Includes 1 adj. shelf
- With locking casters (Tungsten only)

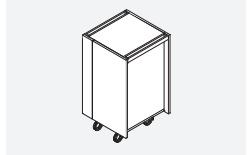
FSM • Mobile Server



PRODUCT CODE	PRICE	SIZE (INCHES)			WEIGHT LBS	VOL FT3
		H	W	D		
FSM4020	3932	30	40	20	108	21

- With cutlery drawer and adj. shelf
- Metal finish on handles must be specified
- With locking casters (Tungsten only)

FTCM • Mobile Tech Cart



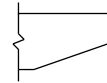
PRODUCT CODE	PRICE	SIZE (INCHES)			WEIGHT LBS	VOL FT3
		H	W	D		
FTCM2020H42	2865	42	20	20	67	13.5
FTCM2020H36	2458	36	20	20	54	10.5

- Metal finish on handles must be specified
- Includes 1 adj. shelf
- With locking casters (Tungsten only)

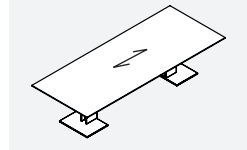
CONFERENCE TABLES • TECHNICAL INFORMATION

- Descor is offering a variety of Foundations Conference Tables.
- Table tops are 1 1/2" thick with a 2" undercut knife edge.
- All tops have a 1/8" (3mm) solid edge of walnut, cherry, maple and oak.
- For optional grommet location on tables without Technology Trough see page A.14
- See Technology Trough details on page A.16
- For Tables with 3 Bases and Technology Trough please add "C" (for Centre Base Feed) or "E" (for End Base Feed) to the end of the product code
Example FRESTCT19298C

Foundations Conference Table Edge

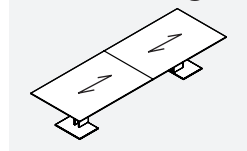


FRE • Rectangular Shaped Conference Table, one piece top



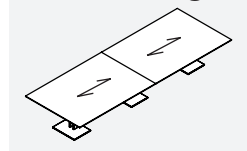
PRODUCT CODE	PRICE	SIZE (INCHES)			WEIGHT LBS	VOL FT3	• With 2 Bases
		H	W	D			
FRE12048	8360	29	120	48	450	54	
FRE9648	7573	29	96	48	390	49	

FRE • Rectangular Shaped Conference Table, two piece top



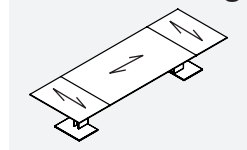
PRODUCT CODE	PRICE	SIZE (INCHES)			WEIGHT LBS	VOL FT3	• With 2 Bases
		H	W	D			
FRE16848	10212	29	168	48	571	65	
FRE14448	9248	29	144	48	511	60	
FRE12048-2	8472	29	120	48	450	56	

FRE • Rectangular Shaped Conference Table, two piece top



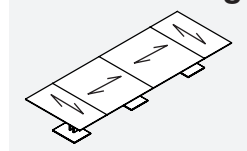
PRODUCT CODE	PRICE	SIZE (INCHES)			WEIGHT LBS	VOL FT3	• With 3 Bases
		H	W	D			
FRE24060	16302	29	240	60	965	109	
FRE21660	15388	29	216	60	893	104	
FRE19260	14443	29	192	60	821	99	
FRE16860	13510	29	168	60	748	93	
FRE21648	14122	29	216	48	872	87	
FRE19248	13284	29	192	48	774	82	

FREST • Rectangular Shaped Sectional Conference Table



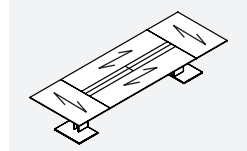
PRODUCT CODE	PRICE	SIZE (INCHES)			WEIGHT LBS	VOL FT3	• With 2 Bases
		H	W	D			
FREST16848	10410	29	168	48	571	65	
FREST14448	9585	29	144	48	511	60	
FREST12048	8754	29	120	48	450	54	

FREST • Rectangular Shaped Sectional Conference Table



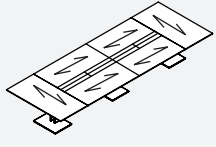
PRODUCT CODE	PRICE	SIZE (INCHES)			WEIGHT LBS	VOL FT3	• With 3 Bases
		H	W	D			
FREST24060	16654	29	240	60	965	109	
FREST21660	15723	29	216	60	893	104	
FREST19260	14673	29	192	60	821	99	
FREST16860	13667	29	168	60	748	93	
FREST21648	14508	29	216	48	872	87	• 168" Midsection in one piece
FREST19248	13612	29	192	48	744	82	

FRESTCT • Rectangular Shaped Sectional Conference Table



PRODUCT CODE	PRICE	SIZE (INCHES)			WEIGHT LBS	VOL FT3	• With 2 Bases / Power Kit included
		H	W	D			
FRESTCT16848	15883	29	168	48	659	69	• Technology Trough with 8 doors
FRESTCT14448	12723	29	144	48	584	63	• Technology Trough with 4 doors
FRESTCT12048	11797	29	120	48	508	57	• Technology Trough with 4 doors

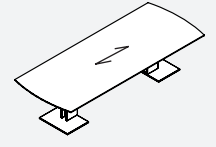
FRESTCT • Rectangular Shaped Sectional Conference Table



PRODUCT CODE	PRICE	SIZE (INCHES)			WEIGHT LBS	VOL FT3
		H	W	D		
FRESTCT24060	23216	29	240	60	1113	116
FRESTCT21660	21982	29	216	60	1021	109
FRESTCT19260	20651	29	192	60	920	103
FRESTCT16860	19272	29	168	60	836	96
FRESTCT21648	20828	29	216	48	1000	92
FRESTCT19248	19617	29	192	48	843	87

- With 3 Bases / Add C or E (Base Feed Location)
- Technology Trough with 8 doors
- 168" Midsection in one pieces

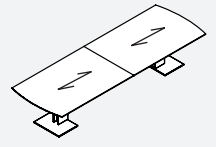
FREBE • Rectangular Shaped Conference Table with Bow Ends, one piece top



PRODUCT CODE	PRICE	SIZE (INCHES)			WEIGHT LBS	VOL FT3
		H	W	D		
FREBE12048	8780	29	120	48	450	54
FREBE9648	7950	29	96	48	390	49

- With 2 Bases

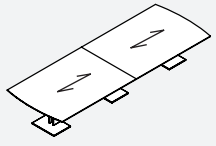
FREBE • Rectangular Shaped Conference Table with Bow Ends, two piece top



PRODUCT CODE	PRICE	SIZE (INCHES)			WEIGHT LBS	VOL FT3
		H	W	D		
FREBE16848	10722	29	168	48	571	65
FREBE14448	9711	29	148	48	511	60
FREBE12048-2	8895	29	120	48	450	55

- With 2 Bases

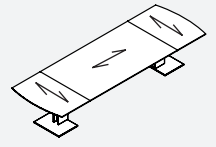
FREBE • Rectangular Shaped Conference Table with Bow Ends, two piece top



PRODUCT CODE	PRICE	SIZE (INCHES)			WEIGHT LBS	VOL FT3
		H	W	D		
FREBE24060	17118	29	240	60	965	109
FREBE21660	16156	29	216	60	893	104
FREBE19260	15164	29	192	60	821	99
FREBE16860	14186	29	168	60	748	93
FREBE21648	14826	29	216	48	872	87
FREBE19248	13947	29	192	48	744	82

- With 3 Bases

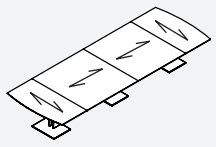
FREBEST • Rectangular Shaped Sectional Conference Table with Bow Ends



PRODUCT CODE	PRICE	SIZE (INCHES)			WEIGHT LBS	VOL FT3
		H	W	D		
FREBEST16848	10928	29	168	48	571	65
FREBEST14448	10063	29	144	48	511	60
FREBEST12048	9191	29	120	48	450	55

- With 2 Bases

FREBEST • Rectangular Shaped Sectional Conference Table with Bow Ends

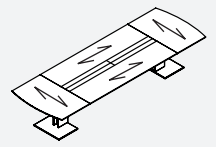


PRODUCT CODE	PRICE	SIZE (INCHES)			WEIGHT LBS	VOL FT3
		H	W	D		
FREBEST24060	17486	29	240	60	965	109
FREBEST21660	16506	29	216	60	893	104
FREBEST19260	15406	29	192	60	821	99
FREBEST16860	14352	29	168	60	748	93
FREBEST21648	15232	29	216	48	872	87
FREBEST19248	14293	29	192	48	744	82

- With 3 Bases

- 168" Midsection in one pieces

FREBESTCT • Rectangular Shaped Sectional Conference Table with Bow Ends

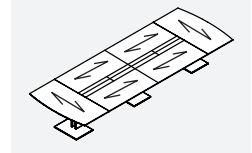


PRODUCT CODE	PRICE	SIZE (INCHES)			WEIGHT LBS	VOL FT3
		H	W	D		
FREBESTCT16848	16676	29	168	48	659	69
FREBESTCT14448	13360	29	144	48	584	63
FREBESTCT12048	12385	29	120	48	508	57

- With 2 Bases / Power Kit included

- Technology Trough with 8 doors
- Technology Trough with 4 doors
- Technology Trough with 4 doors

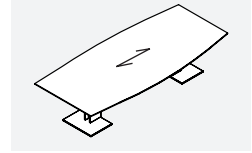
FREBESTCT • Rectangular Shaped Sectional Conference Table with Bow Ends



PRODUCT CODE	PRICE	SIZE (INCHES)			WEIGHT LBS	VOL FT3
		H	W	D		
FREBESTCT24060	24376	29	240	60	1113	116
FREBESTCT21660	23080	29	216	60	1021	109
FREBESTCT19260	21681	29	192	60	920	103
FREBESTCT16860	20237	29	168	60	836	96
FREBESTCT21648	21867	29	216	48	1000	92
FREBESTCT19248	20598	29	192	48	843	87

- With 3 Bases / Add C or E (Base Feed Location)
- Technology Trough with 8 doors
- 168" Midsection in one pieces

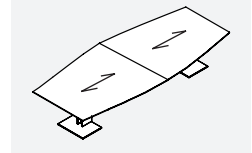
FBO • Boat Shaped Conference Table, one piece top



PRODUCT CODE	PRICE	SIZE (INCHES)			WEIGHT LBS	VOL FT3
		H	W	D		
FBO12048	9216	29	120	48	450	54
FBO9648	8346	29	96	48	390	49

- With 2 Bases

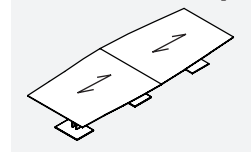
FBO • Boat Shaped Conference Table, two piece top



PRODUCT CODE	PRICE	SIZE (INCHES)			WEIGHT LBS	VOL FT3
		H	W	D		
FBO16848	11257	29	168	48	571	65
FBO14448	10195	29	144	48	511	60
FBO12048-2	9339	29	120	48	450	55

- With 2 Bases

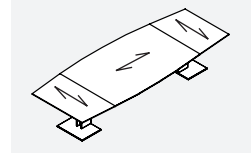
FBO • Boat Shaped Conference Table, two piece top



PRODUCT CODE	PRICE	SIZE (INCHES)			WEIGHT LBS	VOL FT3
		H	W	D		
FBO24060	17972	29	240	60	965	109
FBO21660	16962	29	216	60	893	104
FBO19260	15923	29	192	60	821	99
FBO16860	14892	29	168	60	748	93
FBO21648	15567	29	216	48	872	87
FBO19248	14643	29	192	48	744	82

- With 3 Bases

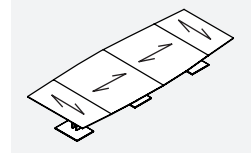
FBOST • Boat Shaped Sectional Conference Table



PRODUCT CODE	PRICE	SIZE (INCHES)			WEIGHT LBS	VOL FT3
		H	W	D		
FBOST16848	11473	29	168	48	571	65
FBOST14448	10566	29	144	48	511	60
FBOST12048	9650	29	120	48	450	56

- With 2 Bases

FBOST • Boat Shaped Sectional Conference Table

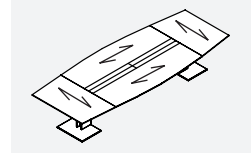


PRODUCT CODE	PRICE	SIZE (INCHES)			WEIGHT LBS	VOL FT3
		H	W	D		
FBOST24060	18361	29	240	60	965	109
FBOST21660	17331	29	216	60	893	104
FBOST19260	16175	29	192	60	821	99
FBOST16860	15067	29	168	60	748	93
FBOST21648	15992	29	216	48	872	87
FBOST19248	15006	29	192	48	744	82

- With 3 Bases

- 168" Midsection in one pieces

FBOSTCT • Boat Shaped Sectional Conference Table

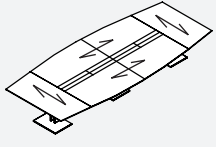


PRODUCT CODE	PRICE	SIZE (INCHES)			WEIGHT LBS	VOL FT3
		H	W	D		
FBOSTCT16848	17510	29	168	48	659	69
FBOSTCT14448	14025	29	144	48	584	63
FBOSTCT12048	13006	29	120	48	508	57

- With 2 Bases / Power Kit included

- Technology Trough with 8 doors
- Technology Trough with 4 doors
- Technology Trough with 4 doors

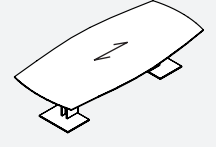
FBOSTCT • Boat Shaped Sectional Conference Table



PRODUCT CODE	PRICE	SIZE (INCHES)			WEIGHT LBS	VOL FT3
		H	W	D		
FBOSTCT24060	25592	29	240	60	1113	116
FBOSTCT21660	24233	29	216	60	1021	109
FBOSTCT19260	22765	29	192	60	920	103
FBOSTCT16860	21247	29	168	60	836	96
FBOSTCT21648	22666	29	216	48	1000	92
FBOSTCT19248	21624	29	192	48	843	87

- With 3 Bases / Add C or E (Base Feed Location)
- Technology Trough with 8 doors
- 168" Midsection in one pieces

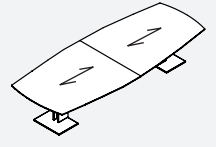
FBOBE • Boat Shaped Conference Table, one piece top



PRODUCT CODE	PRICE	SIZE (INCHES)			WEIGHT LBS	VOL FT3
		H	W	D		
FBOBE12048	9529	29	120	48	450	54
FBOBE9648	8616	29	96	48	390	49

- With 2 Bases

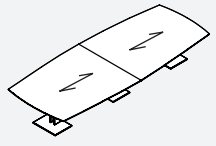
FBOBE • Boat Shaped Conference Table, two piece top



PRODUCT CODE	PRICE	SIZE (INCHES)			WEIGHT LBS	VOL FT3
		H	W	D		
FBOBE16848	11673	29	168	48	571	65
FBOBE14448	10555	29	144	48	511	60
FBOBE12048-2	9658	29	120	48	450	55

- With 2 Bases

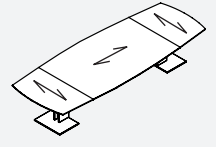
FBOBE • Boat Shaped Conference Table, two piece top



PRODUCT CODE	PRICE	SIZE (INCHES)			WEIGHT LBS	VOL FT3
		H	W	D		
FBOBE24060	18724	29	240	60	965	109
FBOBE21660	17661	29	216	60	893	104
FBOBE19260	16571	29	192	60	821	99
FBOBE16860	15490	29	168	60	748	93
FBOBE21648	16197	29	216	48	872	87
FBOBE19248	15226	29	192	48	744	82

- With 3 Bases

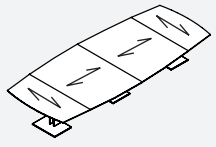
FBOBEST • Boat Shaped Sectional Conference Table



PRODUCT CODE	PRICE	SIZE (INCHES)			WEIGHT LBS	VOL FT3
		H	W	D		
FBOBEST16848	11900	29	168	48	571	65
FBOBEST14448	10947	29	144	48	511	60
FBOBEST12048	9979	29	120	48	450	56

- With 2 Bases

FBOBEST • Boat Shaped Sectional Conference Table

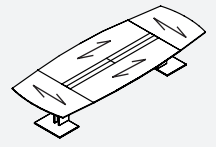


PRODUCT CODE	PRICE	SIZE (INCHES)			WEIGHT LBS	VOL FT3
		H	W	D		
FBOBEST24060	19129	29	240	60	965	109
FBOBEST21660	18049	29	216	60	893	104
FBOBEST19260	16681	29	192	60	821	99
FBOBEST16860	15671	29	168	60	748	93
FBOBEST21648	16643	29	216	48	872	87
FBOBEST19248	15607	29	192	48	744	82

- With 3 Bases

- 168" Midsection in one pieces

FBOBESTCT • Boat Shaped Sectional Conference Table

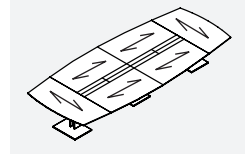


PRODUCT CODE	PRICE	SIZE (INCHES)			WEIGHT LBS	VOL FT3
		H	W	D		
FBOBESTCT16848	18237	29	168	48	659	69
FBOBESTCT14448	14577	29	144	48	584	63
FBOBESTCT12048	13506	29	120	48	508	57

- With 2 Bases / Power Kit included

- Technology Trough with 8 doors
- Technology Trough with 4 doors
- Technology Trough with 4 doors

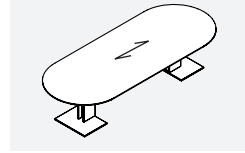
FBOBESTCT • Boat Shaped Sectional Conference Table



PRODUCT CODE	PRICE	SIZE (INCHES)			WEIGHT LBS	VOL FT3
		H	W	D		
FBOBESTCT24060	26724	29	240	60	1113	116
FBOBESTCT21660	25296	29	216	60	1021	109
FBOBESTCT19260	23755	29	192	60	920	103
FBOBESTCT16860	22169	29	168	60	836	96
FBOBESTCT21648	23650	29	216	48	1000	92
FBOBESTCT19248	22558	29	192	48	843	87

- With 3 Bases / Add C or E (Base Feed Location)
- Technology Trough with 8 doors
- 168" Midsection in one pieces

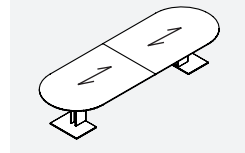
FRA • Racetrack Conference Table, one piece top



PRODUCT CODE	PRICE	SIZE (INCHES)			WEIGHT LBS	VOL FT3
		H	W	D		
FRA12048	9675	29	120	48	450	54
FRA9648	8763	29	96	48	390	49

- With 2 Bases

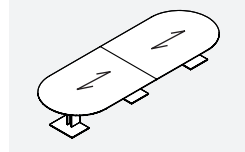
FRA • Racetrack Conference Table, two piece top



PRODUCT CODE	PRICE	SIZE (INCHES)			WEIGHT LBS	VOL FT3
		H	W	D		
FRA16848	11819	29	168	48	571	65
FRA14448	10705	29	144	48	511	60
FRA12048-2	9805	29	120	48	450	55

- With 2 Bases

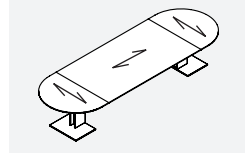
FRA • Racetrack Conference Table, two piece top



PRODUCT CODE	PRICE	SIZE (INCHES)			WEIGHT LBS	VOL FT3
		H	W	D		
FRA24060	18871	29	240	60	965	109
FRA21660	17812	29	216	60	893	104
FRA19260	16718	29	192	60	821	99
FRA16860	15637	29	168	60	748	93
FRA21648	16344	29	216	48	872	87
FRA19248	15375	29	192	48	744	82

- With 3 Bases

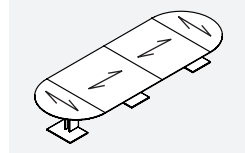
FRAST • Racetrack Sectional Conference Table



PRODUCT CODE	PRICE	SIZE (INCHES)			WEIGHT LBS	VOL FT3
		H	W	D		
FRAST16848	12048	29	168	48	571	65
FRAST14448	11093	29	144	48	511	60
FRAST12048	10127	29	120	48	450	55

- With 2 Bases

FRAST • Racetrack Sectional Conference Table

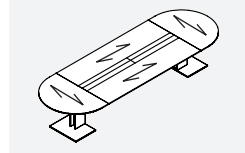


PRODUCT CODE	PRICE	SIZE (INCHES)			WEIGHT LBS	VOL FT3
		H	W	D		
FRAST24060	19276	29	240	60	965	109
FRAST21660	18197	29	216	60	893	104
FRAST19260	16829	29	192	60	821	99
FRAST16860	15821	29	168	60	748	93
FRAST21648	16792	29	216	48	872	87
FRAST19248	15754	29	192	48	744	82

- With 3 Bases

- 168" Midsection in one pieces

FRASTCT • Racetrack Sectional Conference Table

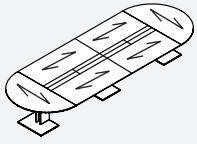


PRODUCT CODE	PRICE	SIZE (INCHES)			WEIGHT LBS	VOL FT3
		H	W	D		
FRASTCT16848	18384	29	168	48	659	69
FRASTCT14448	14726	29	144	48	584	63
FRASTCT12048	13655	29	120	48	508	57

- With 2 Bases / Power Kit included

- Technology Trough with 8 doors
- Technology Trough with 4 doors
- Technology Trough with 4 doors

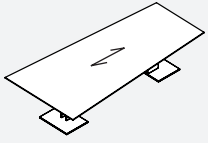
FRASTCT • Racetrack Sectional Conference Table



PRODUCT CODE	PRICE	SIZE (INCHES)			WEIGHT LBS	VOL FT3
		H	W	D		
FRASTCT24060	26871	29	240	60	1113	116
FRASTCT21660	25445	29	216	60	1021	109
FRASTCT19260	23902	29	192	60	920	103
FRASTCT16860	22310	29	168	60	836	96
FRASTCT21648	23798	29	216	48	1000	92
FRASTCT19248	22706	29	192	48	843	87

- With 3 Bases / Add C or E (Base Feed Location)
- Technology Trough with 8 doors
- 168" Midsection in one pieces

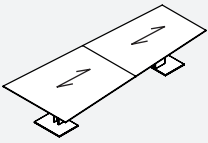
FWE • Wedge Shaped Conference Table, one piece top



PRODUCT CODE	PRICE	SIZE (INCHES)			WEIGHT LBS	VOL FT3
		H	W	D		
FWE1206048	8509	29	120	60/48	511	60

- With 2 Bases

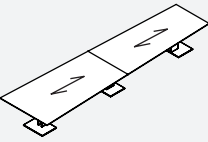
FWE • Wedge Shaped Conference Table, two piece top



PRODUCT CODE	PRICE	SIZE (INCHES)			WEIGHT LBS	VOL FT3
		H	W	D		
FWE1446048	10360	29	144	60/48	571	65
FWE1206048-2	9396	29	120	60/48	511	60

- With 2 Bases

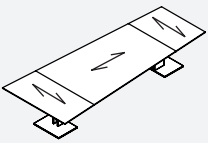
FWE • Wedge Shaped Conference Table, two piece top



PRODUCT CODE	PRICE	SIZE (INCHES)			WEIGHT LBS	VOL FT3
		H	W	D		
FWE2406048	16450	29	240	60/48	1037	114
FWE2166048	15536	29	216	60/48	965	109
FWE1926048	14591	29	192	60/48	893	104
FWE1686048	13658	29	168	60/48	630	70

- With 3 Bases

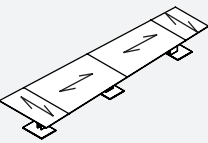
FWEST • Wedge Shaped Sectional Conference Table



PRODUCT CODE	PRICE	SIZE (INCHES)			WEIGHT LBS	VOL FT3
		H	W	D		
FWEST1446048	10557	29	144	60/48	571	65
FWEST1206048	9732	29	120	60/48	511	60

- With 2 Bases

FWEST • Wedge Shaped Sectional Conference Table

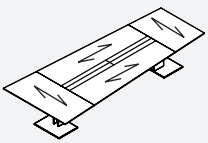


PRODUCT CODE	PRICE	SIZE (INCHES)			WEIGHT LBS	VOL FT3
		H	W	D		
FWEST2406048	16507	29	240	60/48	1037	114
FWEST2166048	15869	29	216	60/48	965	109
FWEST1926048	15406	29	192	60/48	893	104
FWEST1686048	13816	29	168	60/48	630	70

- With 3 Bases

- 168" Midsection in one pieces

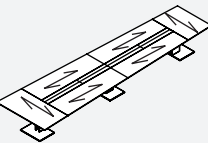
FWESTCT • Wedge Shaped Sectional Conference Table



PRODUCT CODE	PRICE	SIZE (INCHES)			WEIGHT LBS	VOL FT3
		H	W	D		
FWESTCT1446048	16036	29	144	60/48	571	65
FWESTCT1206048	12873	29	120	60/48	511	60

- With 2 Bases / Power Kit included
- Technology Trough with 4 doors

FWESTCT • Wedge Shaped Sectional Conference Table

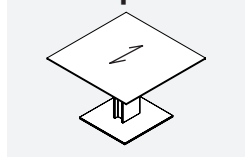


PRODUCT CODE	PRICE	SIZE (INCHES)			WEIGHT LBS	VOL FT3
		H	W	D		
FWESTCT2406048	23364	29	240	60/48	1037	114
FWESTCT2166048	22130	29	216	60/48	965	109
FWESTCT1926048	20651	29	192	60/48	893	104
FWESTCT1686048	19421	29	168	60/48	823	99

- With 3 Bases / Add C or E (Base Feed Location)
- Technology Trough with 8 doors

- 168" Midsection in one pieces

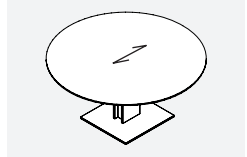
FRE • Square Table



PRODUCT CODE	PRICE	SIZE (INCHES)			WEIGHT LBS	VOL FT3
		H	W	D		
FRE6060	4960	29	60	60	261	44
FRE5454	4629	29	54	54	233	42
FRE4848	4282	29	48	48	207	40
FRE4242	4021	29	42	42	185	39

- With Mono Base
- No Grommet option available

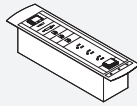
FRO • Round Table



PRODUCT CODE	PRICE	SIZE (INCHES)			WEIGHT LBS	VOL FT3
		H	W	D		
FRO60	5209	29	60	60	261	44
FRO54	4862	29	54	54	233	42
FRO48	4497	29	48	48	207	40
FRO42	4223	29	42	42	185	39

- With Mono Base
- No Grommet option available

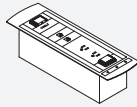
BTC001 • Vault Conference Power Grommet



PRODUCT CODE	PRICE	SIZE / INCHES			WEIGHT VOL	
		H	W	D	LBS	FT ³
BTC001	1798	4	16	4.5	1	1

- incl. 3 Power, 3 Data and VGA
- Motorized touch control rotates top to reveal or conceal data/power connections
- 5' cord with 3 prong plug, anodized only

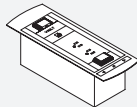
BTC002 • Vault Conference Power Grommet



PRODUCT CODE	PRICE	SIZE / INCHES			WEIGHT VOL	
		H	W	D	LBS	FT ³
BTC002	1691	4	14	4.5		

- incl. 3 Power, 2 Data
- Motorized touch control rotates top to reveal or conceal data/power connections
- 5' cord with 3 prong plug, anodized only

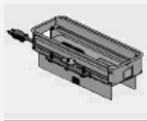
BTC003 • Vault Desk Power Grommet



PRODUCT CODE	PRICE	SIZE / INCHES			WEIGHT VOL	
		H	W	D	LBS	FT ³
BTC003	1650	4	12	4.5		

- incl. 2 Power, 1 Data
- Motorized touch control rotates top to reveal or conceal data/power connections
- 5' cord with 3 prong plug, anodized only

DSRTMCS401 • Recessed Power Block



PRODUCT CODE	PRICE	SIZE / INCHES			WEIGHT VOL	
		H	W	D	LBS	FT ³
DSRTMCS401B	578	4.86	10.78	4.22	4.3	.51
DSRTMCS401T	578	4.86	10.78	4.22	4.3	.51
DSRTMCS401W	578	4.86	10.78	4.22	4.3	.51

NOTE: Cutout for each Recessed power block is available at an upcharge \$91.

- Single sided recessed power block with 1 regular duplex and 1 data knock-out on top, 1 power duplex on bottom. 10 ft power cord with straight plug.
- Telecom plates ordered separately.
- Available in Black - B, Tungsten - T or Designer White - W.

DSRTMCS421 • Recessed Power Block



PRODUCT CODE	PRICE	SIZE / INCHES			WEIGHT VOL	
		H	W	D	LBS	FT ³
DSRTMCS421B	759	4.86	10.78	4.22	4.5	.51
DSRTMCS421T	759	4.86	10.78	4.22	4.5	.51
DSRTMCS421W	759	4.86	10.78	4.22	4.5	.51

NOTE: Cutout for each Recessed power block is available at an upcharge \$91.

- Single sided recessed power block with 1 power & USB A+C duplex and 1 data knock-out on top, 1 power duplex on bottom. USB Type A port charges max 2.4 amps at 5V and Type C port charges max 3 amps at 5V. 10 ft power cord with straight plug.
- Telecom plates ordered separately.
- Available in Black - B, Tungsten - T or Designer White - W.

DSRTMCD602 • Recessed Power Block



PRODUCT CODE	PRICE	SIZE / INCHES			WEIGHT VOL	
		H	W	D	LBS	FT ³
DSRTMCD602B	660	4.86	10.78	6.22	5.9	.51
DSRTMCD602T	660	4.86	10.78	6.22	5.9	.51
DSRTMCD602W	660	4.86	10.78	6.22	5.9	.51

NOTE: Cutout for each Recessed power block is available at an upcharge \$91.

- Double sided recessed power block with 2 regular power duplexes and 2 data knock-outs on top, 1 power duplex on bottom. 10 ft power cord with straight plug.
- Telecom plates ordered separately.
- Available in Black - B, Tungsten - T or Designer White - W.

DSRTMCD622 • Recessed Power Block

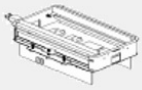


PRODUCT CODE	PRICE	SIZE / INCHES			WEIGHT VOL	
		H	W	D	LBS	FT ³
DSRTMCD622B	831	4.86	10.78	6.22	6.1	.51
DSRTMCD622T	831	4.86	10.78	6.22	6.1	.51
DSRTMCD622W	831	4.86	10.78	6.22	6.1	.51

NOTE: Cutout for each Recessed power block is available at an upcharge \$91.

- Double sided recessed power block with 1 regular power duplex, 1 power & USB A+C duplex and 2 data knock-outs on top, 1 power duplex on bottom. USB Type A port charges max 2.4 amps at 5V and Type C port charges max 3 amps at 5V. 10 ft power cord with straight plug.
- Telecom plates ordered separately.
- Available in Black - B, Tungsten - T or Designer White - W.

DSRTMCD642 • Recessed Power Block



PRODUCT CODE	PRICE	SIZE / INCHES			WEIGHT VOL	
		H	W	D	LBS	FT ³
DSRTMCD642B	1001	4.86	10.78	6.22	6.3	.51
DSRTMCD642T	1001	4.86	10.78	6.22	6.3	.51
DSRTMCD642W	1001	4.86	10.78	6.22	6.3	.51

NOTE: Cutout for each Recessed power block is available at an upcharge \$91.

- Double sided recessed power block with 2 power & USB A+C duplexes and 2 data knock-outs on top, 1 power duplex on bottom. USB Type A port charges max 2.4 amps at 5V and Type C port charges max 3 amps at 5V. 10 ft power cord with straight plug
- Telecom plates ordered separately.
- Available in Black - B, Tungsten - T or Designer White - W.

ABLBB • Telcom Plate



PRODUCT CODE	PRICE	SIZE / INCHES			WEIGHT VOL	
		H	W	D	LBS	FT ³
ABLBB	286					

- Black telcom plate with two RJ45 cat 6 data

ABLBBBB • Telcom Plate



PRODUCT CODE	PRICE	SIZE / INCHES			WEIGHT VOL	
		H	W	D	LBS	FT ³
ABLBBBB	555					

- Black telcom plate with four RJ45 cat 6 data


ABLABC514 • Telcom Plate



PRODUCT CODE	PRICE	SIZE / INCHES			WEIGHT VOL	
		H	W	D	LBS	FT ³
ABLABC514	442					

- Black telcom plate with one RJ11 cat 3 phone, one RJ45 cat 6 data, one mini stereo and 15 pin HD VGA


ABLC51L • Telcom Plate



PRODUCT CODE	PRICE	SIZE / INCHES			WEIGHT VOL	
		H	W	D	LBS	FT ³
ABLC51L	631					

- Black telcom plate with one mini stereo, one 15 pin HD VGA and one HDMI

ABLABC45 • Telcom Plate



PRODUCT CODE	PRICE	SIZE / INCHES			WEIGHT VOL	
		H	W	D	LBS	FT ³
ABLABC45	494					

- Black telcom plate with one RJ11 cat 3 phone, one RJ45 cat 6 data and one HDMI

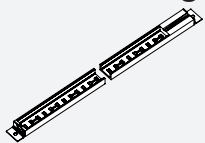
ABL102102 • Telcom Plate



PRODUCT CODE	PRICE	SIZE / INCHES			WEIGHT VOL	
		H	W	D	LBS	FT ³
ABL102102	260					

- Black telcom plate with two USB

LED • LED Light



PRODUCT CODE	PRICE	SIZE / INCHES			WEIGHT VOL	
		H	W	D	LBS	FT ³
LED48	630	1	48	1	1	1
LED36	511	1	36	1	1	1
LED24	387	1	24	1	1	1
LED12	242	1	12	1	1	1

VVACSBLK • Wire Management Snake



PRODUCT CODE	PRICE	SIZE / INCHES			WEIGHT VOL	
		H	W	D	LBS	FT ³
VVACSBLK (Black)	238	39	2	2	3	0.5

LIG • LED Snake Light with dimmer



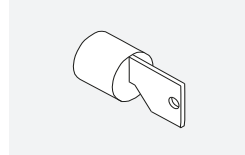
PRODUCT CODE	PRICE	SIZE / INCHES			WEIGHT VOL	
		H	W	D	LBS	FT ³
LIG400	300	13	6.5	2.5	1	1

MIC • Microphone



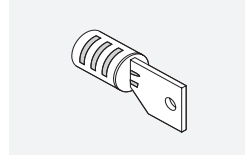
PRODUCT CODE	PRICE	SIZE / INCHES			WEIGHT VOL	
		H	W	D	LBS	FT ³
MIC400	785	24	2	2	1	1

LO • Lock Assembly



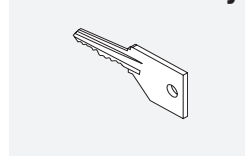
PRODUCT CODE	PRICE	SIZE / INCHES			WEIGHT VOL	
		H	W	D	LBS	FT ³
LO (Black)	110					
LO/C (Tungsten)	110					

LOB • Lock Drum with Key



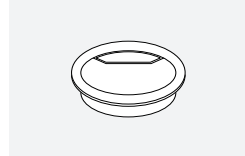
PRODUCT CODE	PRICE	SIZE / INCHES			WEIGHT VOL	
		H	W	D	LBS	FT ³
LOB (Black)	18					
LOB/C (Tungsten)	18					

LOCK • Lock Key



PRODUCT CODE	PRICE	SIZE / INCHES			WEIGHT VOL	
		H	W	D	LBS	FT ³
LOCK	11					

GM1 • Round Grommet - Plastic



PRODUCT CODE	PRICE	SIZE / INCHES			WEIGHT VOL	
		H	W	D	LBS	FT ³
GM1(Black)	48		2.4	2		
GM1(Tungsten)	48		24	2		

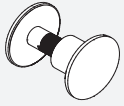
GM5 • Rectangular Grommet - Metal



PRODUCT CODE	PRICE	SIZE / INCHES			WEIGHT VOL	
		H	W	D	LBS	FT ³
GM5K (Black)	85		3.5	2		
GM5E (Tungsten)	85		3.5	2		

• GM5K is the standard Grommet for Foundations Tops

QC • Quick Connector



PRODUCT CODE	PRICE	SIZE / INCHES			WEIGHT VOL	
		H	W	D	LBS	FT ³
QC50	11					
QC30	11					

Kingston Price List

Effective June 2024 Canada



General Information

















A













Where to Order / How to Order	A.7
Kingston Series Details	A.8
Edge Details	A.9
Grommet Specification	A.10
Locks	A.15
Tackboards / Lighting	A.16
General Installation / Maintenance	A.17
Limited Lifetime Warranty	A.18
Finish and Edge	A.19
Handle Options	A.20
Key Alike Form	A.21
Configurations	A.22

Desks

B




	KMD-ED • Double Pedestal Bow Top Desk with FF on Left & BBF on Right B.1
	KMD-DE • Double Pedestal Bow Top Desk with BBF on Left & FF on Right B.1
	KD-ED • Double Pedestal Desk with FF on Left & BBF on Right B.2
	KD-DE • Double Pedestal Desk with BBF on Left & FF on Right B.2
	KMiD-ED • Double Pedestal Bow Top Desk, Breakfront Style with FF on Left & BBF on Right B.2
	KMiD-DE • Double Pedestal Bow Top Desk, Breakfront Style with BBF on Left & FF on Right B.2
	KiD-ED • Double Pedestal Desk, Breakfront Style with FF on Left & BBF on Right B.2
	KiD-DE • Double Pedestal Desk, Breakfront Style with BBF on Left & FF on Right B.3
	KMSR-D • Single Pedestal Bow Top Desk with BBF on Right B.3
	KMSL-D • Single Pedestal Bow Top Desk with BBF on Left B.3
	KSR-D • Single Pedestal Desk with BBF on Right B.3

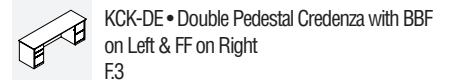
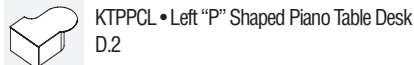
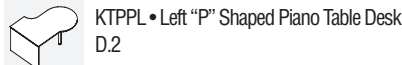
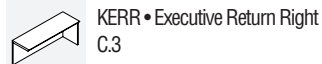
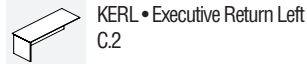
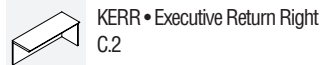
	KSL-D • Single Pedestal Desk with BBF on Left B.3
	KMISR-D • Single Pedestal Bow Top Desk, Breakfront Style with BBF on Right B.4
	KMISL-D • Single Pedestal Bow Top Desk, Breakfront Style with BBF on Left B.4
	KiSR-D • Single Pedestal Desk, Breakfront Style with BBF on Right B.4
	KiSL-D • Single Pedestal Desk, Breakfront Style with BBF on Left B.4
	KMiT • Desk Shell with Bow Top, Breakfront Style B.4
	KMT • Desk Shell with Bow Top and Recessed Modesty Panel B.5
	KT • Desk Shell with Recessed Modesty Panel B.5
	KiT • Desk Shell with Flush Modesty Panel B.5
	KTB • Table Desk with 3" Apron, Centre Pencil Drawer and 4" Square Legs B.5
	KDD • Connecting "D" Shaped Table Desk B.5
	KDDF • Connecting "D" Shaped Table Desk B.5
	KQDD • Connecting "D" Shaped Table Desk B.6
	KDDCR • Connecting "D" Shaped Table Desk B.6
	KDDCL • Connecting "D" Shaped Table Desk B.6
	KDDBE • Connecting Bow End Table Desk B.6

	KDDBEF • Connecting Bow End Table Desk B.6
	KQDDBE • Connecting Bow End Table Desk B.6
	KDDBS • Connecting Boat Shaped Table Desk B.7
	KDDBSF • Connecting Boat Shaped Table Desk B.7
	KTPR • Connecting "P" Shaped Table Desk B.7
	KTPL • Connecting "P" Shaped Table Desk B.7
	KTPFR • Connecting "P" Shaped Table Desk B.7
	KTPFL • Connecting "P" Shaped Table Desk Desk B.7
	KQTPR • Connecting "P" Shaped Table Desk B.8
	KQTPL • Connecting "P" Shaped Table Desk B.8
	KTPCR • Connecting "P" Shaped Table Desk B.8
	KTPCL • Connecting "P" Shaped Table Desk B.8

Returns

C

	KERR-E • Executive Return Right with FF Pedestal on Right C.1
	KERL-E • Executive Return Left with FF Pedestal on Left C.1
	KERR-D • Executive Return Right with BBF Pedestal on Right C.2



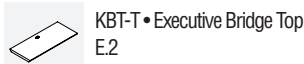
Piano Desks

D



Bridges

E



Credenzas

F





KCL-F • Single Pedestal Credenza with 36" Lat. File on Left
F.5



KCR-Z • Single Pedestal Credenza with Combination Storage on Right
F.5



KCL-Z • Single Pedestal Credenza with Combination Storage on Left
F.5



KC • Credenza Shell with Full Back Panel
F.6



KV • Centre Surface with Recessed End Panels
G.5

Modular Storage

H



KW-F/N • Modular Lateral File
H.1



KWZR • Modular Combination Storage
H.1



KWZL • Modular Combination Storage
H.1



KW-G/M • Modular Storage Cabinet with Doors
H.1



KW-D • Modular BBF Pedestal
H.2



KW-E • Modular FF Pedestal
H.2



KBA • Finished Back for Modular Pedestal
H.2



K-SH42GDG • 42" High Storage Hutch with Glass & Wood Doors
I.3



K-SH42DGD • 42" High Storage Hutch with Glass & Wood Doors
I.3



K-SHP42 • 42" High Storage Hutch with Pigeon-Holes & Wood Doors
I.3



K-SHP42G • 42" High Storage Hutch with Pigeon-Holes & Glass Doors
I.4



K-SHP42GDG • 42" High Storage Hutch with Pigeon-Holes, Glass & Wood Doors
I.4



K-SHP42DGD • 42" High Storage Hutch with Pigeon-Holes, Glass & Wood Doors
I.4



K-2SH54 • 54" High Storage Hutch with Wood Doors
I.4



K-2SH54G • 54" High Storage Hutch with Glass Doors
I.4



K-2SH54GDG • 54" High Storage Hutch with Glass & Wood Doors
I.5



K-2SH54DGD • 54" High Storage Hutch with Glass & Wood Doors
I.5

Corners & Components

G



KBT-NLR • Right Linking Bridge to join Corner Worksurface to Desk or Credenza
G.1



KBT-NLL • Left Linking Bridge to join Corner Worksurface to Desk or Credenza
G.2



KBT-NLR-Q8 • Right Linking Bridge to join Corner Worksurface to Desk or Credenza
G.2



KBT-NLL-Q8 • Left Linking Bridge to join Corner Worksurface to Desk or Credenza
G.2



KE • Corner Table to be used with Linking Returns & Linking Bridges
G.2



KEK • Corner Table to be used with Linking Returns & Linking Bridges
G.3



KEKS • Corner Table to be used with Linking Returns & Linking Bridges
G.3



KEKR • Right Extended Corner Table with 24" Return Connection
G.3



KEKL • Left Extended Corner Table with 24" Return Connection
G.3



KVR • Right Linking Return to be used with Corner Unit
G.4



KVL • Left Linking Return to be used with Corner Unit
G.4

Hutches & Wall Mount



K-SH36 • 36" High Storage Hutch with Wood Doors
I.1



K-SH36G • 36" High Storage Hutch with Wood Doors
I.2



K-SH36GDG • 36" High Storage Hutch with Glass & Wood Doors
I.2



K-SH36DGD • 36" High Storage Hutch with Glass & Wood Doors
I.2



K-SH42 • 42" High Storage Hutch with Wood Doors
I.2



K-SH42G • 42" High Storage Hutch with Glass Doors
I.3



K-2SHP54 • 54" High Storage Hutch with Pigeon-Holes & Wood Doors
I.5



K-2SHP54G • 54" High Storage Hutch with Pigeon-Holes & Glass Doors
I.5



K-2SHP54GDG • 54" High Storage Hutch with Pigeon-Holes, Glass & Wood Doors
I.5



K-2SHP54DGD • 54" High Storage Hutch with Pigeon-Holes, Glass & Wood Doors
I.5



CSF • Wall Mount Storage with Wood Doors
I.6



CSF-G • Wall Mount Storage with Glass Doors
I.6

 CSF-GSL • Wall Mount Storage with Sliding Glass Doors
I.6

 CSFP • Wall Mount Storage with Pigeon-Holes & Wood Doors
I.6

 CSFP-G • Wall Mount Storage with Pigeon-Holes & Glass Doors
I.6

 CSFP-GSL • Wall Mount Storage with Pigeon-Holes & Sliding Glass Doors
I.7

 CSFF • Wall Mount Storage with Wood Flipper Doors
I.7

 CSFFP • Wall Mount Storage with Pigeon-Holes & Wood Flipper Doors
I.7


 CSF-H30 • Double High Wall Mount Storage
I.7

 CSF-H30G • Double High Wall Mount Storage with Glass Doors
I.7

 CSFP-H34 • Double High Wall Mount Storage with Pigeon-Holes
I.8


 CSF-H34G • Double High Wall Mount Storage with Glass Doors
I.8

 CSFO-H30 • Double High Open Wall Mount Storage
I.8

 CSFOP-H34 • Double High Open Wall Mount Storage
I.8

 CSFO • Open Wall Mount Storage
I.8

 CSFOD16 • 16" Deep Open Wall Mount Storage
I.9

 CSFOP • Open Wall Mount Storage with Pigeon-Holes
I.9

 CSFOPD16 • 16" Deep Open Wall Mount Storage with Pigeon-Holes
I.9

Freestanding Storage **J**

 KWDB/WWDB • Freestanding BBF Pedestal
J.1

 KWDM/WWDM • Freestanding Mobile BBF Pedestal
J.1


 KF/N • Freestanding Lateral File
J.1

 KF-3/N-3 • Freestanding Lateral File with 3 Drawers
J.2

 KF-4/N-4 • Freestanding Lateral File with 4 Drawers
J.2

 KZR • Right Combination Storage
J.2

 KZL • Left Combination Storage
J.2


 KBD • Freestanding Storage Cabinet with Doors
J.2

 KOB • Freestanding Open Storage Cabinet
J.2

 KBx-3x15 • Open Bookcase with Adj. Shelves
J.3


 KMAG • Magazine Shelf for use with Open Bookcase
J.3

 KBxR-1515 • Quarter Round Open Bookcase with Adj. Shelves
J.3

 KB7R • Quarter Round Open Bookcase with Adj. Shelves
J.3

 K1 • Storage Cabinet with Wood Doors & Adj. Shelves
J.4

 K2 • Wardrobe Cabinet with Doors, Coat Rack and Hat Shelf
J.4

 K7 • Open Bookcase with Adj. Shelves
J.5

 K12 • Open Cabinet with Adj. Shelves above 2 Lat. File Drawers
J.5

 K13 • Storage Cabinet with Doors & Adj. Shelves above 2 Lat. File Drawers
J.5

 K14 • Storage Cabinet with Doors & Adj. Shelf above 3 Lat. File Drawers
J.6

 K22 • Open Storage with Adj. Shelves above Storage Cabinet
J.6

 K23 • Closed Storage Cabinet with Upper & Lower Split Doors and Adj. Shelves
J.6

 K25 • Cabinet with Doors, Storage with Adj. Shelves on Right & Wardrobe on Left
J.7

 K27-R • Right Tower Unit with Wardrobe, 3 File Drawers & Storage with Adj. Shelf
J.7

 K27-L • Left Tower Unit with Wardrobe, 3 File Drawers & Storage with Adj. Shelf
J.7

Accessories **K**

 CMP-W • Wood Straight Modesty Panel hanging from Top






























 CMP-G • Glass Straight Modesty Panel hanging from Top

 SM • Metal Post Upgrade from SMO3
K.1

 F3 • Metal Flat Plate Base Upgrade from SMO3
K.1

 TE • Wood Elliptical Base with PVC End Caps, Upgrade from SMO3
K.1

 TEL • Wood Elliptical Base with Aluminum End Caps, Upgrade from SMS4
K.1

	KV-1212-CT • Corner Filler Top K.2		TSAS-H25 • Tackboard with Rail for 84" High 2 Height Non Pigeon-Hole Wall Mount Cabinet K.7
	KTS • Tackboard for 36" High Non Pigeon-Hole Hutches K.2		BAFS01 • Metal Flip Sorter - Accessory Rail mounted K.7
	KTSP-H23 • Tackboard for 42" & 54" High Pigeon-Hole Hutches K.2		BASS01 • Metal Slant Sorter - Accessory Rail mounted K.7
	KTS-H26 • Tackboard for 42" & 54" High Non Pigeon-Hole Hutches K.3		BABB01 • Metal Binder Bin - Accessory Rail mounted K.8
	KTAS • Tackboard with Rail for 36" High Non Pigeon-Hole Hutches K.3		BAMB01 • Metal Media Bin - Accessory Rail mounted K.8
	KTSPAS-H23 • Tackboard with Rail for 42" and 54" High Pigeon-Hole Hutches K.3		BALTO1 • Metal Letter Tray - Accessory Rail mounted K.8
	KTSAS-H26 • Tackboard with Rail for 42" & 54" High Non Pigeon-Hole Hutches K.4		BAUTO1 • Metal Utility Tray - Accessory Rail mounted K.8
	TS • Tackboard for 65" High Non Pigeon-Hole Wall Mount Cabinets K.4		BAPP01 • Metal Paper Pocket - Accessory Rail mounted K.8
	TSP-H23 • Tackboard for 72" High Pigeon-Hole Wall Mount Cabinets K.4		BATH01 • Telephone Holder - Accessory Rail mounted K.8
	TS-H26 • Tackboard for 72" High Non Pigeon-Hole Wall Mount Cabinets K.5		KP-H16 • Paper Organizer, Legal & Letter Format K.8
	TSAS • Tackboard with Rail for 65" High Non Pigeon-Hole Wall Mount Cabinets K.5		LED • LED Light K.9
	TSPAS-H23 • Tackboard with Rail for 72" High Pigeon-Hole Wall Mount Cabinets K.5		GM5 • Rectangular Grommet - Metal K.9
	TSAS-H26 • Tackboard with Rail for 72" High Non Pigeon-Hole Wall Mount Cabinets K.6		LO • Lock Assembly K.9
	TSP-H21 • Tackboard for 84" High Double Height Pigeon-Hole Wall Mount Cabinet K.6		
	TS-H25 • Tackboard for 84" High Double Height Non Pigeon-Hole Wall Mount Cabinet K.6		
	TSPAS-H21 • Tackboard with Rail for 84" High 2 Height Pigeon-Hole Wall Mount Cabinet		

WHERE TO ORDER / HOW TO USE THIS GUIDE

AREA	PHONE	FAX
Ontario (Except Ottawa)	905-470-0010	905-470-6262
Calgary, AB (Global Alberta - Calgary)	403-250-7770	403-250-7773
Edmonton, AB (Global Alberta - Edmonton)	780-444-8922	780-443-3913
Halifax, NS (Halifax)	902-422-7434	902-423-9924
Quebec, QC (Quebec)	418-653-6111	418-653-6151
Montreal, QC (Montreal)	514-866-4331	514-866-8567
Ottawa, ON (Ottawa)	613-234-2881	613-234-5350
Burnaby, BC (Global West)	604-432-1701	604-432-7475
Winnipeg, MB (Winnipeg - Saskatchewan)	204-925-3350	204-925-3356

Price and Product Guide Section: Features the actual product pricing and specification instructions. This section is divided into Desks, Returns, Bridges, Credenzas, Corners and Components, Modular Storage, Hutches, Wall Mounted Storage, and Freestanding Storage.

General Information: Includes subdivision sections of casegoods construction, varnish specification, veneers and wood solids, finishing process, general installation and hardware, maintenance, terms and conditions of sale, warranty and where to order.

ISO 9001:2015 Registered: The Descor Factory is ISO 9001:2015 registered for manufacturing procedures and practices of quality and quality control processes.

ISO 14001:2015 Registered: The Descor Factory is ISO 14001:2015 registered for environmental procedures and practices.

ANSI/BIFMA Certified: Descor casegoods have passed ANSI/BIFMA standards for product construction and durability.

FSC®: Forest Stewardship Council®: Option available on all wood veneer products by special request.

BIFMA e3: Furniture sustainability level 3.

Greenguard: All Descor Products are Greenguard certified.

Price List Effective: June 2024

HOW TO ORDER A PRODUCT

Creating a correct and complete product number ensures clean orders and accurate information for the factory. Clean orders expedite order entry and factory order scheduling, thereby, saving days, sometimes weeks off potential extended lead-times.

From product to product, there are different options available that affect the length, options and sequence of the order-string.

To view current wood, plastic laminate finish and fabric samples, please visit www.globalcontract.com.

To order actual wood, plastic laminate finish and fabric samples and cards, place request with the Global Marketing Department via fax at 416-667-0338 or via e-mail at literaturecdn@globalfurnituregroup.com.

Wood finish and Laminate samples are individual 3"x 5" chips and can be obtained through the above by request.

EXAMPLE - HOW TO SPECIFY

CODES: The price list uses a numbering system with meaningful alphanumeric characters to create a simple to understand product number. This makes specifying the product easy and accurate.

SPECIFICATION EXAMPLE OF A DESK UNIT**PRODUCT CODE:**

KMID7242EDG

K = Kingston Series

MID = Double Pedestal Desk, Breakfront Style with Bow Top

7242 = Size: Width x Depth

ED = Pedestal Configuration: FF Pedestal Left and BBF Pedestal Right

G = Aluminum Framed Glass Modesty option on Breakfront Style

OPTIONS:**FINISH:**

Choose Finish (e.g. MPW) - See Page A.19

EDGE:

Choose Edge Detail (e.g. K16) - See Page A.19

HANDLE:

Choose Handle (e.g. PL64) - See page A.19

If Handle is not specified Routed Pull is standard.

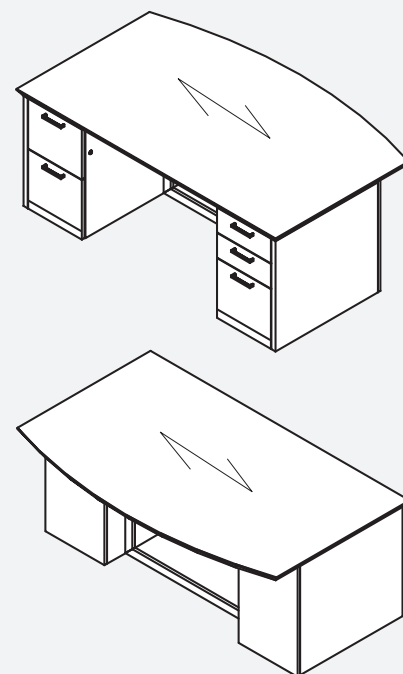
Optional Grommet Locations:

TL - Top Left

TR - Top Right

For Grommet Location see Page A.10

NOTE: Arrow indicates direction of grain.



KINGSTON SERIES DETAILS

Series Detailing: Kingston detailing is contemporary with a 1" overhang on all edges. Solid walnut, cherry, maple, oak that bands user and guest sides is 1" wide by 1 3/8" thick for an overall thickness of 1 3/8". Kingston is a "top over pedestal" detailed series with a 1/4" reveal between top and end-panel. Tops have a 1" overhang. Floor storage unit bases (i.e. kick-plates on pedestals, lateral files, bookcases, etc.) are integrated in drawer faces.

Products that are normally positioned against walls, such as credenzas, have a self-edge veneered back edge detail.

Grommets: GM5 is the standard Kingston grommet.

Grommets are included standard with products where shown in the product line drawings. Otherwise, specify additional grommets where needed. See Grommet

Specification details at Page A.10.

Locking: Locks are standard on all "below work surface level" drawer and door storage units with the exception of the pull-out tray units and single lateral file drawer combination tray/slot units. Combination storage unit comes with lock for file and lateral file drawer only, box drawers cannot lock. Lock colour will match the handle option. Locks are optional on all "above worksurface level" closed storage.

For Optional Grommets:

GM5E (Black) / GM5K (Tungsten) \$85

CONSTRUCTION

Finish: Conversion varnish (similar to catalyzed lacquer, but tougher), 25° sheen. Descor does not buff or rub its finishes.

360° Finishing: All Descor wood casegood products are veneered and finished on the back sides (except modular under-surface storage - tops and backs are unfinished).

Veneers and Solids: Veneers and solids are Number One select, architectural grade "A" oak, walnut, cherry or maple. All Descor wood worksurface moulded edges are solid oak, walnut, cherry or maple.

Series Handles: If no handle is specified, there will be a routed finger pull in drawer fronts and touch latch mechanism for doors.

Pedestals: Full-to-the-floor. Pedestals are fully assembled units that are either installed into desk and credenza shells, or available as modular units. Undersurface storage units include locks.

Drawer Suspensions: Pedestal drawer suspensions are metal ball bearing type. Both box and file drawers are full extension.

Hanging file rails: Are pre-installed on file drawer perimeters. The back rail in a lateral file drawer is designed for both legal and letter size filing.

Drawer Construction: Drawer sides and bottoms are maple veneer plywood with dowel construction.

Drawer Fronts: The drawer front is an applied element to a four sided drawer. Drawer fronts are veneered on all surfaces. Routed horizontal finger pull is solid oak, walnut, cherry or maple. If a handle is specified no hardwood routed pull is provided. Drawer fronts can be removed or replaced in the field.

Leveling Glides: Levelers have a 1" range of adjustment.

VENEERS AND WOOD SOLIDS

Descor provides high quality veneers and solids to our customers.

We procure wood globally but mainly in North America and Europe with a progressive approach towards sustainability. We ensure our vendors are protecting and maintaining the natural forests of origin.

Descor lays-up its own flat cut (cathedral pattern) in book matched set and patterns. Rift cut veneers are laid-up in a slip match method.

For additional information on veneer species, cuts and patterns please contact your Customer Service representative.

DESCOR CONVERSION VARNISH SPECIFICATIONS

Descor uses conversion varnish: It is among the most durable finishes used in the contract furniture industry (more durable than catalyzed lacquer).

Conversion varnish is a synthetic, catalyzed cured (chemically active) finish, containing UV inhibitors to slow the oxidizing (colour changing) effects of ultra-violet rays on wood.

Descor produces low 25° sheen. Low sheens are the most practical for commercial use as it doesn't show most scratches and are more easily touched-up than higher sheens.

Cures with heat, developed two ways:

- Chemically (catalyst reaction within the varnish itself)
- Line oven (approximately 140° F) accelerates finish curing and increases

molecular density for a harder finish

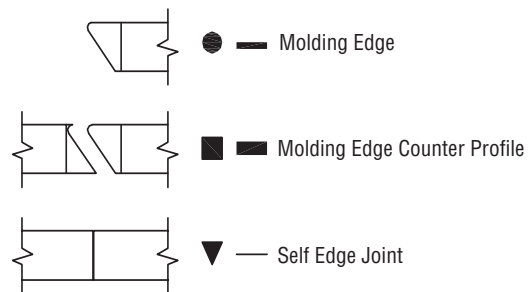
Conversion varnish has a component called "solids", produced by a combination of resins when the solvent evaporates. These solids float to the varnish surface, which is where they cure. These solids are the durable aspect of the finish.

Descor uses an "off-the-gun" technique with conversion varnish. This means the "solids" (the durable aspect of the finish) remain intact on the surface of the finish.

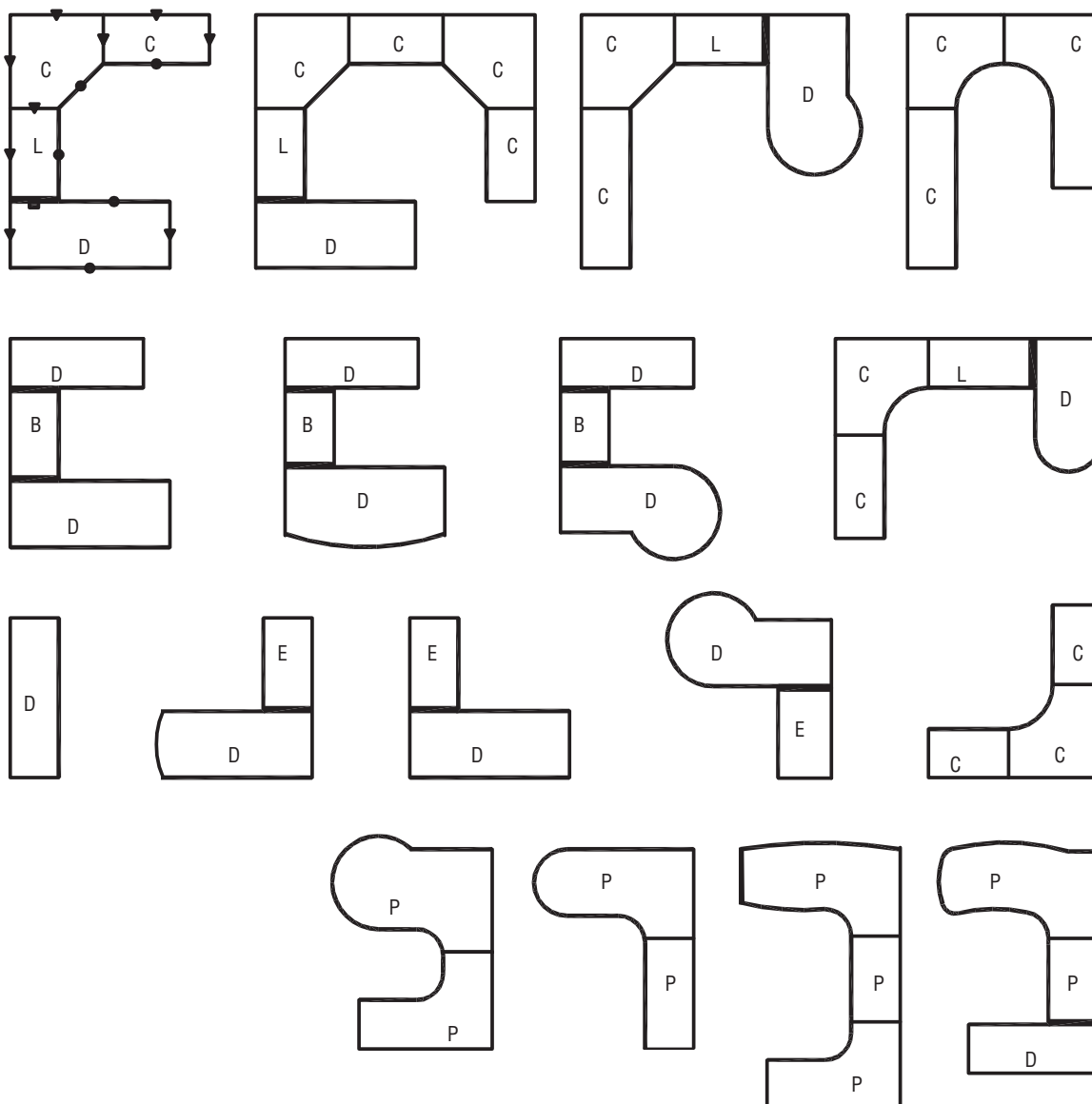
Descors standard finish on oak and walnut is open pore, on cherry and maple is semi-closed pore. If a full fill finish is required for walnut, cherry and maple tops, add the suffix "2" to the finish code and add 5% to the base pricing for each product.

Custom finish is available at an upcharge (See finishes and options section).

KINGSTON EDGE DETAILS



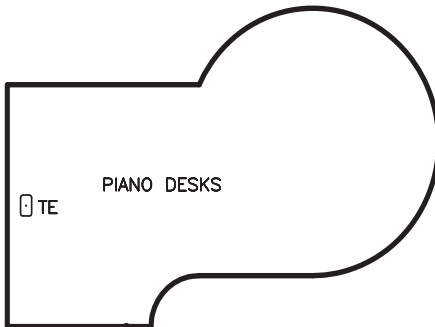
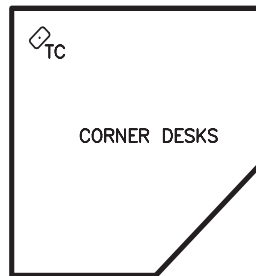

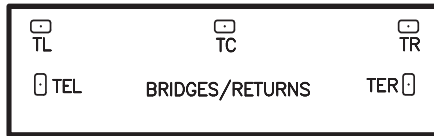
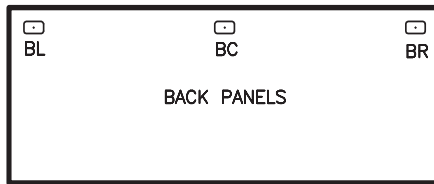
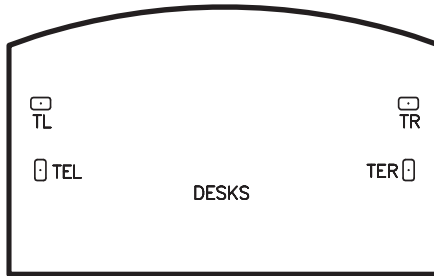

D - Desks and Credenzas
 B - Executive Bridges
 E - Executive Returns
 C - Corner Components
 L - Linking Bridges
 P - Piano Desks



Note: Refer to Price List Pages for appropriate coding and pricing. Custom configurations are available by requesting a quote.

GROMMET SPECIFICATION

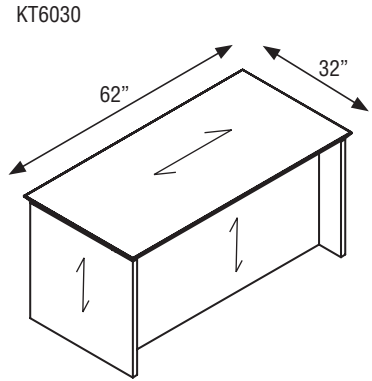
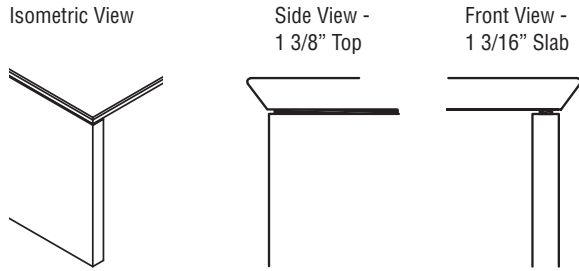
Includes standard and optional Grommet Locations



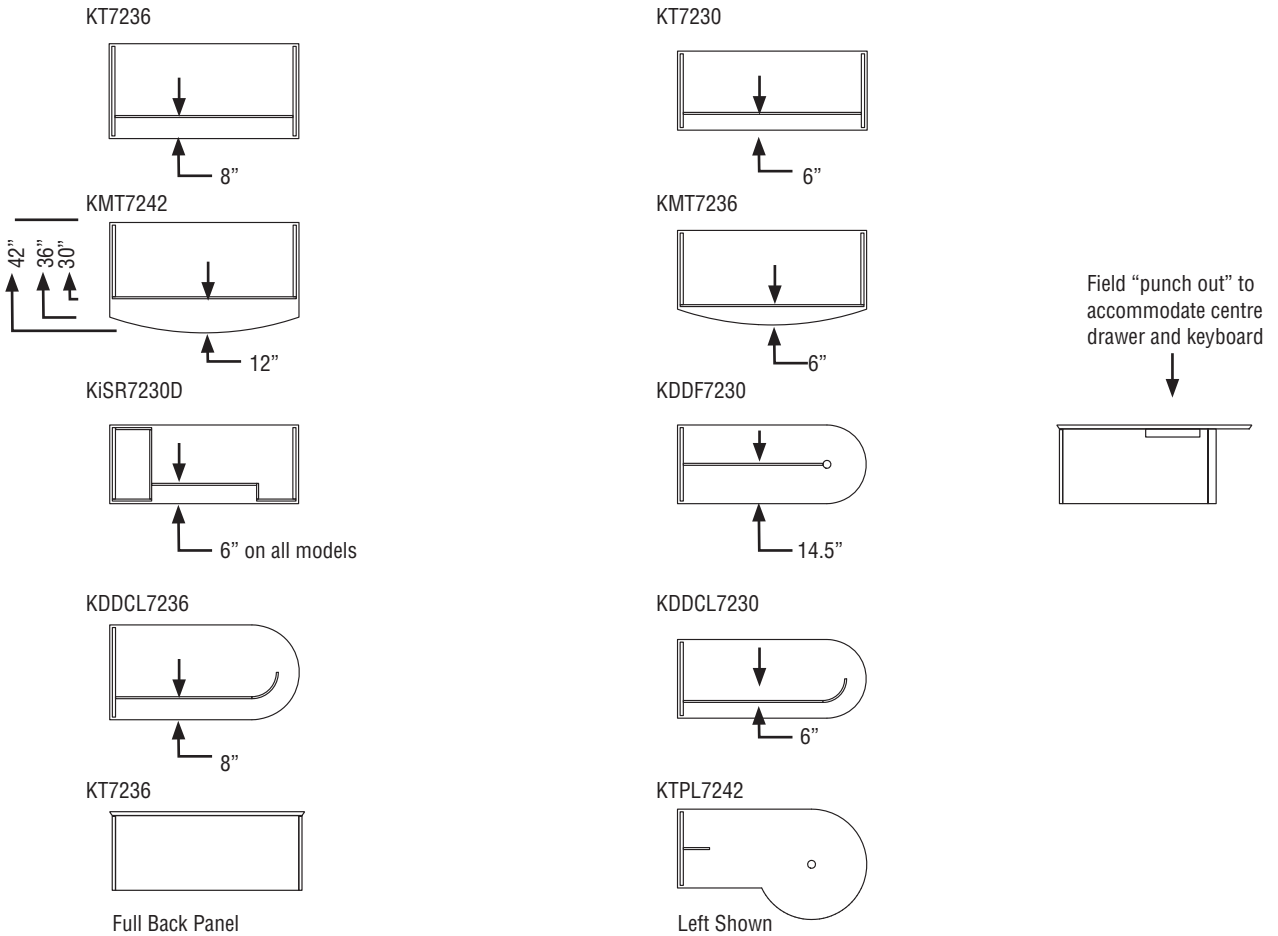
Note:
 - Custom configurations are available by requesting a quote.
 - For TEL & TER location please contact Customer Service.

KINGSTON DESKS

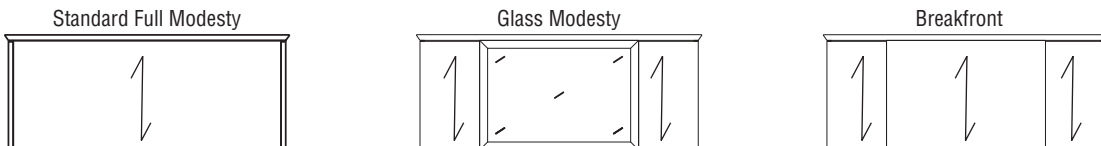
Can be ordered as a shell or with pedestals.
 Hand of Rectangular Desk is determined by location of pedestal from user side.
 Hand of "D" Top is determined by outward orientation of curved end from user projection.
 Hand of "P" Top is determined by outward orientation of conference end from user projection.



MODESTY PANEL CLEARANCE

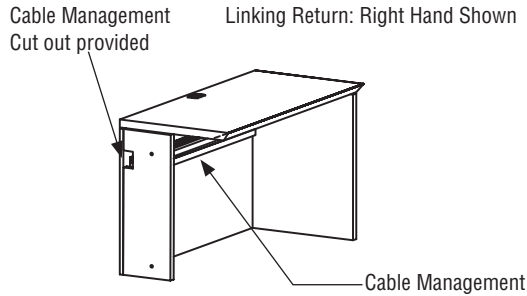


MODESTY PANEL OPTIONS

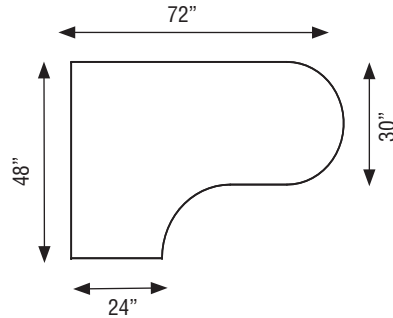
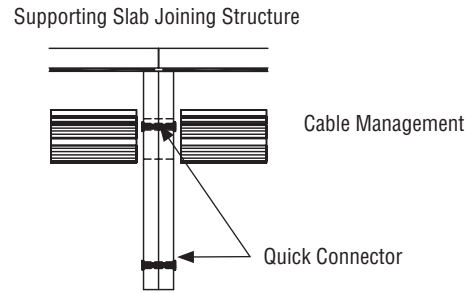
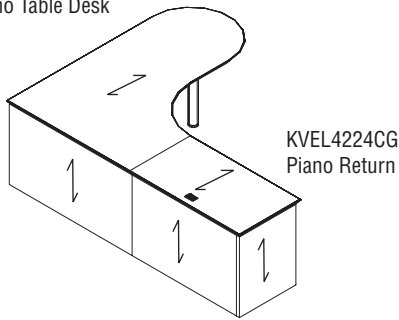


KINGSTON PIANO DESKS AND LINKING RETURNS

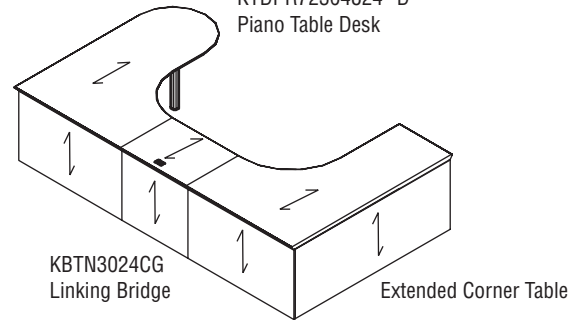
- All Desks are shipped assembled.
- Units include standard Grommets shown and installed horizontal wire management.
- Unit is handed by Post Leg.
- Not for use with regular Corner Units.



KT DPR72304824
"D" Piano Table Desk



KT DPR72304824 "D"
Piano Table Desk

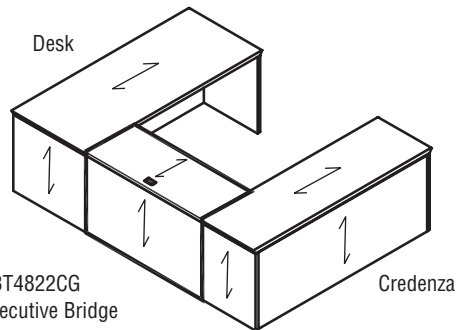


To remove Cross Grain veneer pattern on Top, delete suffix "CG" from the Product Number Code. (Available at no upcharge)

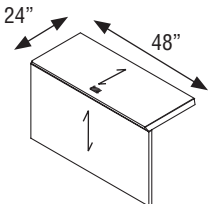
KINGSTON EXECUTIVE BRIDGES

Executive Bridge is used to connect a Desk to a Credenza. Not to be used with Corner Components or Piano Desks. Three Back Panel options. Back panel flush with end panels of Desk and Credenza. Includes GM5 Grommet Top Centre.

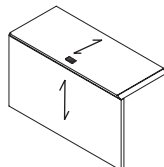
To remove Cross Grain veneer pattern on Top, delete suffix "CG" from the Product Number Code. (Available at no upcharge)



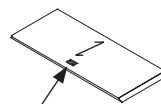
KBT4822CG
Dimensions are actual



KBT4822CG
Full Back Panel

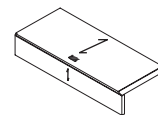


KBT4822TCG
Bridge Top only



GM5 Grommet
"Standard Location on Bridges"

KBT4822Q8CG
8" Back Panel



KINGSTON EXECUTIVE RETURNS

Executive Return is used to attach to a Single Pedestal Desk, Single Pedestal Credenza, Desk Shell or Credenza Shell.

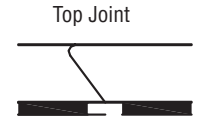
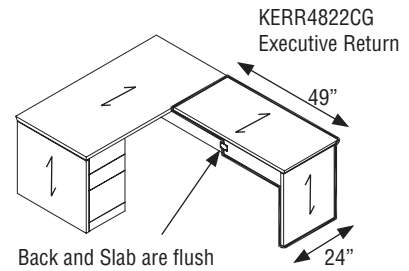
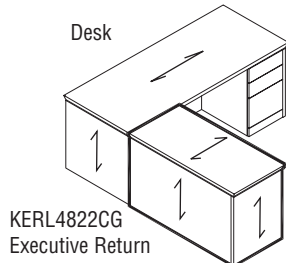
Can be specified as a Shell or with a Pedestal.

Back Panels are available as either full height or 8" from the underside of the worksurface.

Hand of Executive Return is determined by location of full end panel from user side.

Hand of Desk or Credenza is determined by location of pedestal from user side.

Executive Return attached to Desk or Credenza



To remove Cross Grain veneer pattern on Top, delete suffix "CG" from the Product Number Code. (Available at no upcharge)

KINGSTON CORNER COMPONENTS

Corner Table is used to connect to Linking Bridge and Linking Credenza.

Cable management tray included.

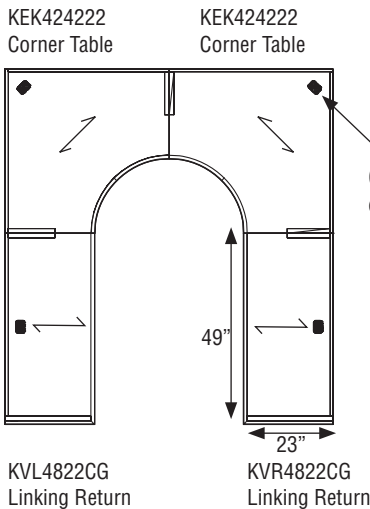
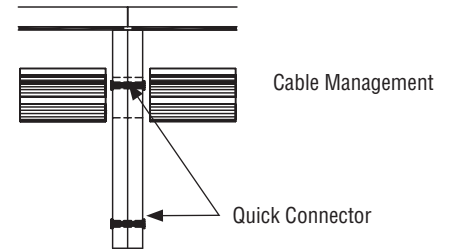
Back Panels are available as either full height or 8" from the underside of the worksurface.

Hand of Linking Credenza is determined by location of full end panel from user side.

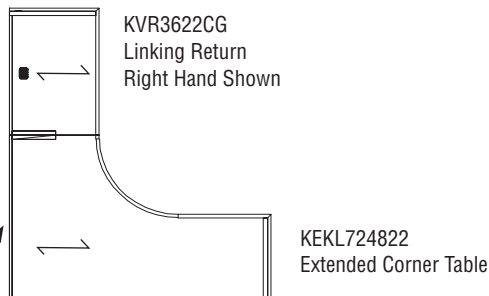
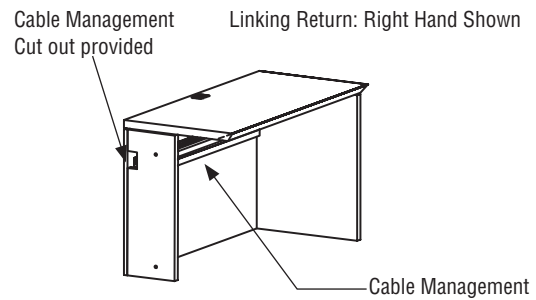
Hand of Extended Corner is determined by location of long narrow end from user side.

To remove Cross Grain veneer pattern on Top, delete suffix "CG" from the Product Number Code. (Available at no upcharge)

Supporting Slab Joining Structure



Grommet standard on all Corners except Extended Corners

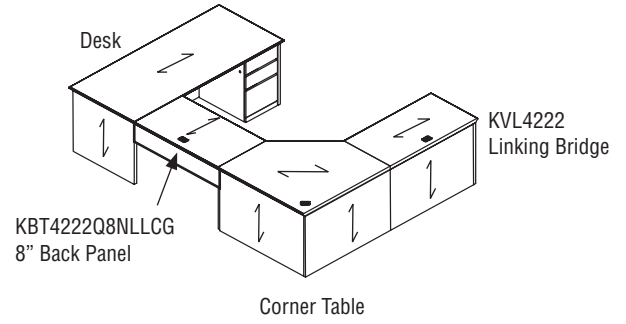
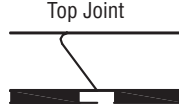


Grommet must be specified if required.

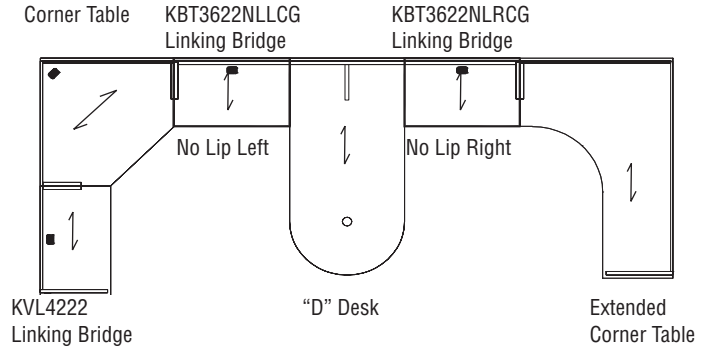
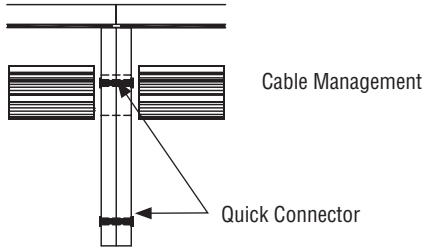
KINGSTON LINKING BRIDGES

Linking Bridge is used to connect Corner Components to Single Pedestal Desk, Single Pedestal Credenza, Desk Shell or Credenza Shell. Back panels are available as either full height or 8" from the underside of the worksurface. Includes GM5 Grommet Top Centre. Hand of Linking Bridge is determined by location of half end panel from user side.

To remove Cross Grain veneer pattern on Top, delete suffix "CG" from the Product Number Code. (Available at no upcharge)

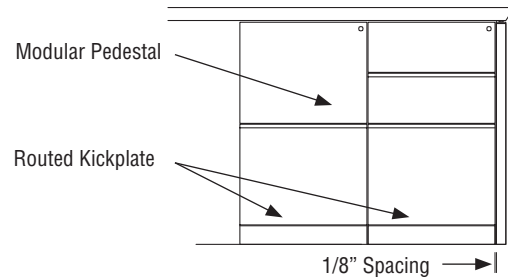
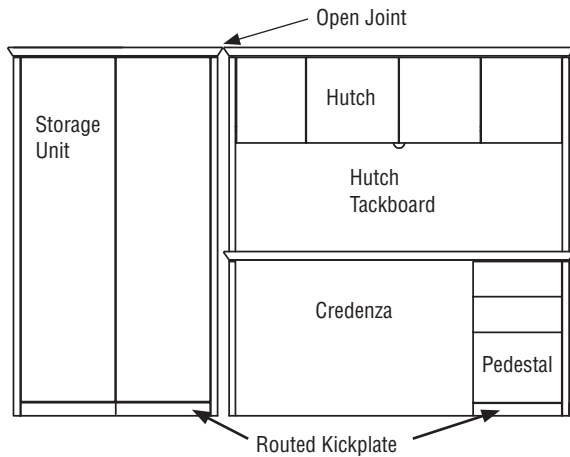


Supporting Slab Joining Structure



KINGSTON SIDE BY SIDE COMPONENTS

Note: For a flush connection contact customer service for no upcharge.

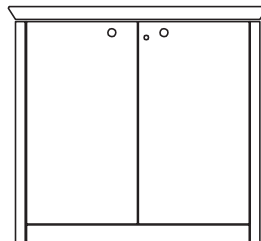



KINGSTON MODULAR PEDESTALS AND HANDLES

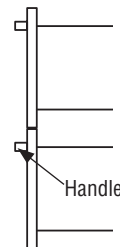
Modular Pedestal for Kingston. Credenza Shells can only be completely filled with Modular Components that end in ".5" to create a Full Storage Credenza.

When No Handle is specified doors open with Touch Latch.

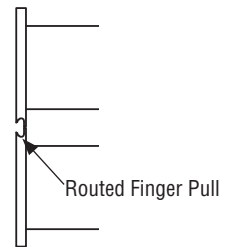
When Handle is specified Touch Latch is not used.



Pedestal Handle



Handle



Routed Finger Pull

KINGSTON LOCKS

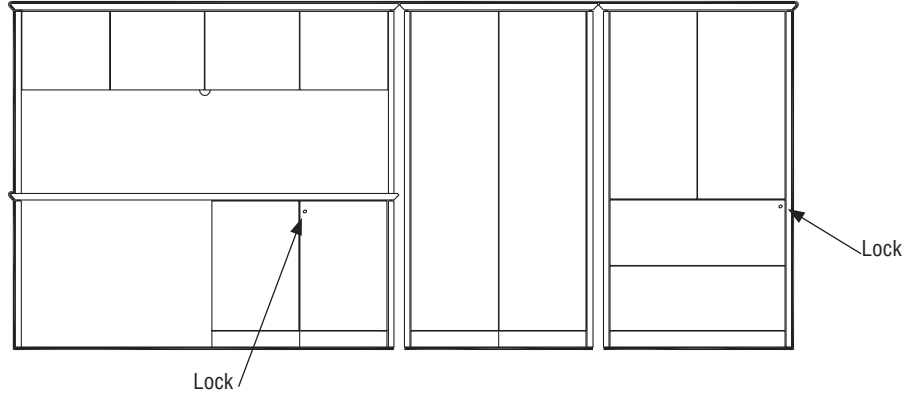
Locking

Locks are Standard on all “below the work surface level” Drawer and Door Storage Units with the exception of the Pull-Out Tray Units and Single Lateral

File Drawer Combination Tray/Slot Units

Locks are Optional on all “above the work surface level” Closed Storage Units. See Accessories Section Page K.9 for Lock Specification details.

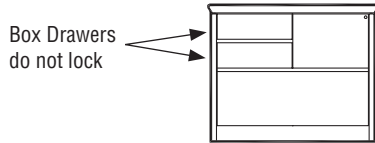
Standard Lock Positions



KZR

Combination Storage Unit:

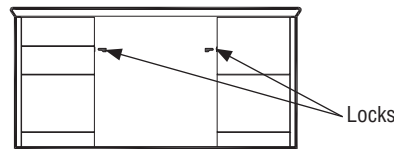
Lock for File and Lateral File Drawer only, Box Drawers do not lock.



KD7236DE

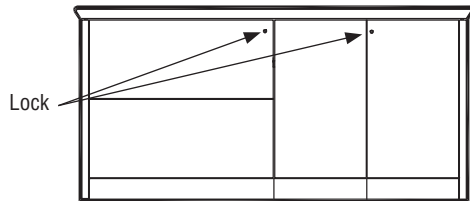
Double Pedestal Desk/Credenza:

Lock for D and E Pedestals are on the inside Gable.



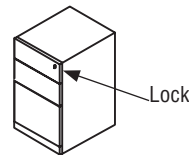
KCF7222

Full Storage Credenza: Locks are on the front.



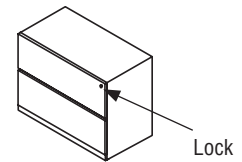
KWD

Modular Furniture: Lock is on the front.

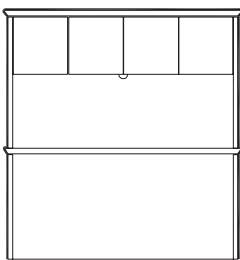


KWF

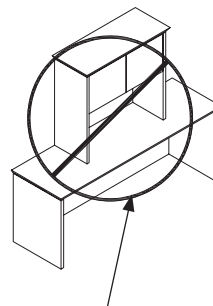
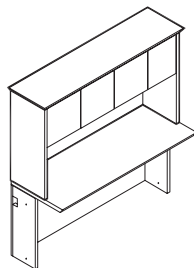
Modular Furniture: Lock is on the front.



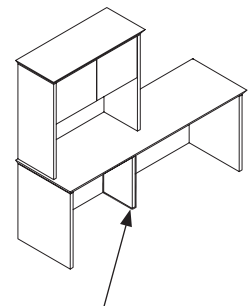
HUTCH POSITIONING



There must be an end panel under the hutch



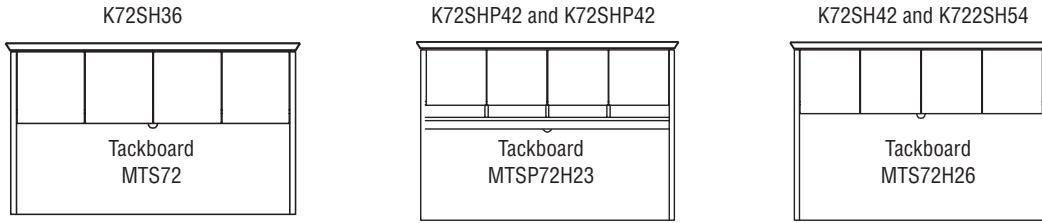
Missing Support NOT Recommended



Add optional Support SLAB12 (as Special)

KINGSTON TACKBOARDS

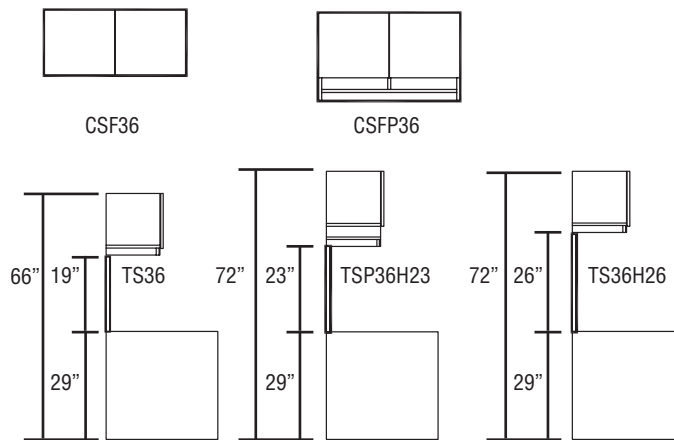
Tackboards for Storage Huches



Tackboards with Accessory Rail

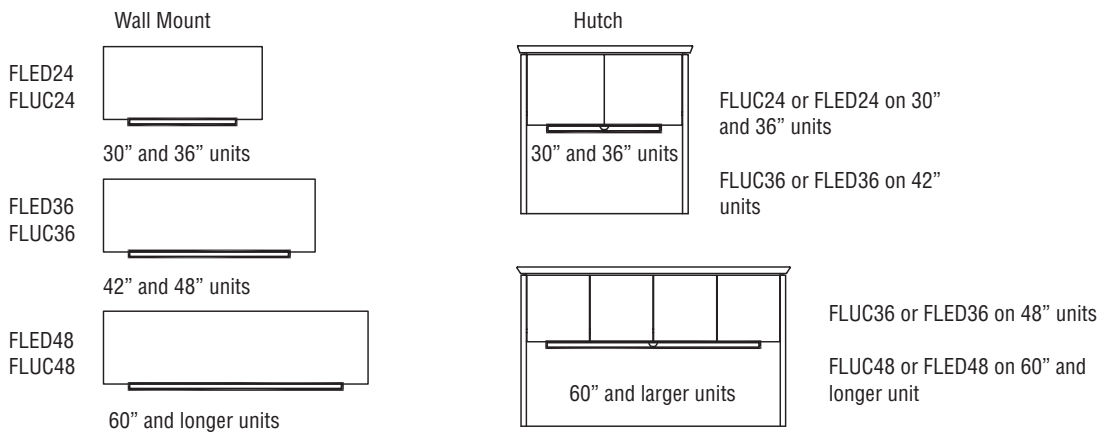


Tackboards for Wall Mount Overheads



KINGSTON LIGHTING

Lighting for Hutches and Wall Mount Overheads.



GENERAL INSTALLATION AND HARDWARE

Uncartoning

Always uncarton wood office furniture with care. Never use a knife or sharp object of any kind to open cartons. Tear cartoning tape off by hand. Protective corner blocks, foam-wrap, and a bottom skid are included in the carton during shipping for protection.

Hardware: All necessary hardware for attaching furniture is included in the shipment. Actual wall-attachment fasteners for Wall cabinets, Tackboards and Visual Boards are not included due to variable site conditions.

Hanging file rails: Pre-installed on file drawer perimeters and accommodates both legal and letter size filing.

Flat-plates: Are used to attach Bridges and Returns to Desks and are shipped pre-attached to the bottom of the Bridge or Return. Mini-flat-plates for securing Bridge Back Panels to Desk or Credenza End-panels, and quick connectors for securing modular Corner Units to adjacent pieces, are shipped along with screws in a plastic bag attached to the bottom of the Bridge or Return.

Caution: Using screws other than those supplied by Descor could result in damage to finished tops. Descor will not honor claims due to installation of incorrect hardware.

Installation: Wall-mounted cabinets, Tackboards and Visual Boards are pre-attached with horizontal wall rails to the back of each unit. The wall-side components must be detached from the unit and fastened to the wall accordingly. Wall fasteners are not included due to the variable site conditions. Securing the wall rail to a vertical structural member is the required manner of installation. The Cabinet or Visual Board is then lowered on to the wall rail. It is important to level the wall rail before installation. Wall cabinets are equipped with levelers at the bottom of the back panels for proper cabinet alignment. Units with doors are equipped with adjustable European door hinges to assist in door alignment. It is required to use a #8 wood screw through the back of the cabinet and the

wall-mounted rail, to further secure the wall attachment. Tackboards have vertical grooves in the back for tasklight wiring.

Hutches: Descor utilizes a non-marring method of Hutch attachment. They are installed with double faced tape applied to the bottom of the end panels. The tape is shipped in a plastic bag found in the Hutch. Removal of the Hutch requires moderate pressure to be applied on the top of the unit towards the wall for at least a minute for the pressure sensitive tape to release. At the dealer or installer's discretion, additional support may be added by installing flat-plates along the outside back of the attached units. These flat-plates are not included in the shipment.

Hutch tackboards: Factory installed.

Modular storage units: Have pre-drilled holes through the unfinished tops for securing to the bottom of the work surfaces. Screws and lock keys are included in a plastic bag fastened inside the pedestal. Installer should leave a 1/8" reveal between the Modular Storage Unit and the End panel. Disassemble the Modular Unit first before relocating the entire unit to avoid damage or bodily injuries.

5-sided corner tables: Join Bridge and Credenza run-offs, using the supplied quick-connectors. Recessed end-panels in these units are pre-drilled to accept quick-connectors for easy alignment. Accurate leveling is critical for these units to align and connect properly. Flat-plates are pre-attached to the work surface to secure to the desk unit.

Upon completing installation, wipe furniture with a damp cloth, followed by a dry soft cloth.

Leveling wood office furniture properly is the most important procedure to ensure proper functioning and alignment of drawers, locks and doors.

CARE AND MAINTENANCE GUIDE

Wood Casegoods Care: Descor furniture is constructed to strict specifications to ensure years of satisfied use. As with all wood products, certain care requirements and periodic maintenance are necessary in order to maintain the original new appearance and function.

Finish Protection: All clear wood finishes are susceptible to scratches from rough and abrasive objects, such as staples, paper clips, ceramic coffee mugs, flower pots, picture frames, etc. Computer equipment with rubber feet can also cause discoloration and softening of the finish due to petroleum distillates in the rubber.

Glass tops are the ultimate protection against scratch mishaps. The most practical protection is the use of desk-pads or blotters, paper management bins, coasters, common sense caution with rough items, and adding pressure sensitive felt to the feet or bottoms of any potentially destructive item on the Desk.

Finish Care: Wax or polish should never be used on the catalyzed finish; they will give a greasy, cloudy or uneven appearance to the product. Descor's conversion varnish finish is best cleaned by wiping the surfaces with a damp cloth, followed by a soft dry cloth in the direction of the grain. If the surfaces are very dirty, use of a glass cleaning type of product is recommended.

Never use a silicon based product to dust or polish catalyzed finishes. Over time, silicon may disrupt the actual molecular composition of the finish and cause it to soften and become cloudy.

Additional Tips:

- Remove any spilled liquid immediately with a blotting, rather than a wiping motion.
- Do not drag or push objects or stacks of papers across any finely finished surface.
- Avoid exposing surfaces to extreme heat, cold or humidity.

- The surface finish may be burn resistant, however, the wood underneath the finish is not and can be charred by a burning cigarette or heat producing unit.
- Exposure to strong sunlight should be avoided. The surface finish is fade-proof, however, in spite of UV inhibitors in the finish, the wood underneath may change colour (patina) where extended exposure to sunlight exists. Natural or light finished species are especially susceptible to UV colour change.
- Building maintenance and maintenance service management should be notified of the proper care instructions and procedures for your furniture to avoid damage and allow optimum appearance for years to come. Special care should be taken to protect wood furniture when other trades such as painters, electricians and telecommunications workers are present performing work.
- Drawer suspensions are lubricated prior to shipment. Periodic lubrication may be applied to the ball bearing housing with a high quality lubricant found in most hardware stores.
- Drawer alignment is achieved with proper leveling of desks and credenzas.
- Check leveling glides for adjustment if the furniture is moved.
- Modular furniture items, such as Desk Shells and Modular Pedestals **must be disassembled** prior to moving or relocating to avoid damage to the furniture.
- Hutch and wall cabinet doors may require field adjustment, from time to time, due to shifting weight load factors inside the cabinet.
- Touch-up of wood furniture should only be attempted by a qualified refinisher/touch-up technician. Contact your furniture dealer if this need should arise.

DESCOR LIMITED LIFETIME WARRANTY

Descor will, at no cost to the original purchaser and for as long as the original purchaser owns a Descor product repair or replace with a comparable product, at Descor's option, any part or product sold after January 01, 2001, which fails as a result of a defect in its design, materials or workmanship. For all purposes of this warranty, the term "purchaser" is defined as the entity or individual acquiring a new Descor product as the initial purchase thereof either from Descor or an authorized Descor dealer.

Exceptions to this warranty include:

- Descor warrants wood casegoods products to be free from defects in materials and workmanship for a period of 10 years, of single shift service, from the date of delivery.
- Lighting products and grommets are warranted for one year from date of delivery.
- Custom electrical solutions may carry varying warranty coverage.
- Descor fabrics and wood veneers are warranted for 5 years from the date of delivery.
- Electrical components are warranted for 1 years from the date of delivery.
- Moving parts, which include, glides, slides, casters, user adjustable work surface mechanism are warranted for 5 years from date of delivery.
- Descor warrants its products based on a single shift (40 hours/week). Usage beyond a single shift (40 hours/week) will result in a reduction in the warranty, in proportion to the increased usage.
- Pneumatic cylinders for any product, unless otherwise stated, are warranted for 10 years of single shift (40 hours/week) usage from date of delivery.

This warranty does not include:

- Customers Own Material or finishes applied to Descor products (which include graded in fabrics and which are treated as Customers Own Material).
- Wood Veneer being a natural material will have shade differences between veneer leaves. This will be more apparent between flitches. Fading on wood veneers can be caused by exposure to UV rays / sunlight.
- Wood colour, grain and stain acceptance, which may occur due to the natural elements of wood.
- Ballasts and light bulbs.
- Products which have been modified or which have not been installed or used according to Descor's application and installation guidelines or warnings.
- Products that must be replaced due to normal wear and tear, negligence, abuse, accidents or shipping damage.
- Products used for rental purposes.

In no event shall Descor be liable in either tort or contract for any loss or direct, special, incidental, consequential, or exemplary damages.

This warranty is the customer's sole remedy for product defect. Descor makes no warranties, including the express or implied warranties of merchantability and fitness purpose, other than the express warranties contain herein.

TERMS AND CONDITIONS OF SALE

Prices: Prices are subject to change without notice. All shipments are F.O.B. the plant unless otherwise indicated. All taxes are extra.

Terms: Merchandise shall be invoiced when shipped and payment is due 30 days after invoice date.

Orders: All orders are subject to acceptance by Descor head office and to the Terms of Sale which appear in current price lists.

Returns: Merchandise may not be returned without prior written consent. Upon approval, a minimum restocking charge of 35% shall be deducted from the credit note, in addition to any expense incurred should reconditioning be necessary. Return shipping must be prepaid.

Cancellations: All orders are considered firm and not subject to cancellation without our documented approval. Cancellation charges may be required based on expenses incurred during order processing.

Carriers: All shipments shall normally be made through the Buyer's specified carrier. Otherwise Descor shall use its best judgment in selecting a carrier. Prepay and Add Service Charge to cover cost of processing prepaid freight bills, a charge of \$30.00 per shipment will be made. This amount will be included in the "Freight Charges" invoiced by Descor.

Liability: Every effort is employed to effect secure packing for shipment. Descor's liability ends when the carrier issues a clear receipt, acknowledging automatically that the shipment has been received in good condition.

Claims: It is required that all merchandise be carefully examined by recipient before issuance of clear receipt to carrier. Should the shipment arrive unsound or incomplete, have carrier make proper notation on the delivery receipt and original freight bill as to discrepancy before accepting shipment. Any claim for damage or shortage must be filed by you with the delivering carrier. Descor will not accept return of merchandise damaged in transit.

Changes and Cancellations: Descor reserves the right to institute changes with regard to materials, equipment, specification and designs, as well as to discontinue models at any time without prior notice. After the date of Descor's acknowledgement of a Purchaser's order, the order may not be changed or cancelled by Purchaser without the written consent of Descor. Special order items already in production are not subject to change or cancellation under any circumstances. Other standard items already in production are subject to a minimum 35% restocking charge, based on list price. A higher percentage may apply, depending on the stage of production.

Finishes: Descor veneers and solid woods are carefully selected for colour, tone and grain. Since the distinctive characteristics and nature of wood cause variations, exact matches are not always possible.

Shipping Weight: All shipping weights and cubic sizes as indicated are approximate.

Dimensions: Are approximate. Please contact Descor for specific dimensions required.

FINISHES AND OPTIONS

Descor Collection Products are Greenguard certified

Group 1 Finishes (Standard Finishes)

Finish Code	Colour	Veneer Type	Veneer Cut
BTW	Biscotti	White Oak	Rift
JAW	Java	White Oak	Rift
MCW	Moch	White Oak	Rift
CRW	Coral	White Oak	Rift
EVW	Evening Oak	White Oak	Rift
MTW	Milestone	White Oak	Rift
CAW	Cacao Walnut	Walnut	Flat
DWW	Dark Walnut	Walnut	Flat
EWW	Empress Walnut	Walnut	Flat
LTW	Latte Walnut	Walnut	Flat
MHW	Mahogany on Walnut	Walnut	Flat
WLW	Walnut	Walnut	Flat
NLW	Natural Walnut	Walnut	Flat
ULW	Umber Walnut	Walnut	Flat
ACW	Amber Cherry	Cherry	Flat
DCW	Dark Cherry	Cherry	Flat
RCW	Red Cherry	Cherry	Flat
WCW	Windsor Cherry	Cherry	Flat
AMW	Almond Cherry	Cherry	Flat
VNW	Vintage Cherry	Cherry	Flat
HAW	Hazelnut	Maple	Flat
MPW	Maple	Maple	Flat
SMW	Sugar Maple	Maple	Flat
WMW	White Maple	Maple	Flat
OYW	Oyster Maple	Maple	Flat
SHW	Sahara Maple	Maple	Flat

Group 2 Finishes (Add 25% upcharge)

Finish Code	Colour	Veneer Type	Veneer Cut
CNW	Cognac	Anigre	Figured
BRW	Butternut	Anigre	Figured

Metal Finishes

Finish Code	Colour
E	Black
K	Tungsten (Silver)
P	Brushed Chrome
DWT	Designer White

Glass Finish (For Glass Doors and Modesty Panels)

Frosted Glass Standard
 White back painted glass Please contact Customer Service - Quote Required

Full Fill available (Add 5% upcharge to the List Price)

Walnut Tops	Add suffix "2" to the end of the finish code
Cherry Tops	Add suffix "2" to the end of the finish code
Anigre Tops	Add suffix "2" to the end of the finish code
Maple Tops	Add suffix "2" to the end of the finish code

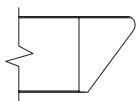
Custom Staining (Please Contact Customer Service)

up to \$50,000	Add \$528 Flat Fee and 15% to the List Price
\$50,000 and \$200,000	Add 15% upcharge to the List Price
over \$200,000	No upcharge

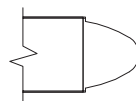
Special Finish Options

Custom Veneers Please contact Customer Service for selection and pricing
 Laminate Inlays Please contact Customer Service - Surcharges may apply
 FSC option available Please contact Customer Service - No upcharge

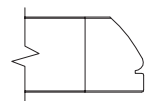
EDGES AVAILABLE



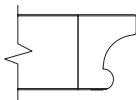
K16



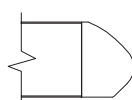
K18



K21



K22



K29



K30

Other Edge Profiles are available, please contact Customer Service.

HANDLES AVAILABLE



PL33
Black Moon Pull, 4"



PL34
Nickel Moon Pull, 4"



PL64
Contemporary Nickel Pull, 5 3/8"



PL66
Transitional Nickel Pull, 6 3/4"



PL92
Silver Bar, 5 3/8"



PL93
Black Bar, 5 3/8"



PL94
Silver Rectangular Handle, 5 3/8"



PL95
Black Rectangular Handle, 5 3/8"



PL96
Silver Slimline Pull, 5 3/8"



PL97
Black Slimline Pull, 5 3/8"



PL98
Silver Princeton Bar, 5 3/8"



PL99
Black Princeton Bar, 5 3/8"



PLS7
Black Spaghetti Pull, 7 3/8"



PLS8
Silver Spaghetti Pull, 7 3/8"

- If Handle is specified:
 - Black Handle = Black Lock & Grommet.
 - Silver, Nickel and Tungsten Handle = Tungsten Lock & Grommet.
- If Handle is not specified Routed Pull, Black Lock & Grommet are standard.
- COM Handles are available, please contact Customer Service

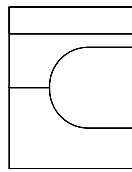
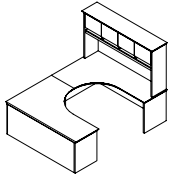
TACKBOARD FABRICS - GRADE 1

Tackboards are standard in Global Furniture Group Grade 1 panel textiles, please refer to the following website for the current offering.

<https://www.globalfurnituregroup.com/ca/workplace>

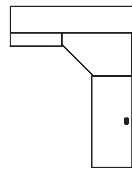
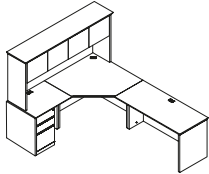
To find Panel Textiles choose the Resources tab and click on Textiles. Select Panel Textiles Grade 1 for standard offering.

K-01



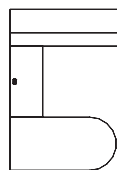
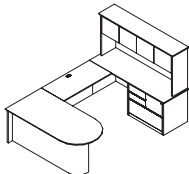
QUANTITY	CODE	DESCRIPTION	PRICE
1	KEKL724822	Left Extended Corner Table with 22" Return Connection	5680
1	KEKR487222	Right Extended Corner Table with 22" Return Connection	5680
1	K72SHP42	42" High Storage Hutch with Pigeon-Holes & Wood Doors	5658
TOTAL			\$17,020

K-02



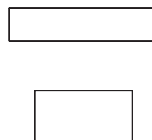
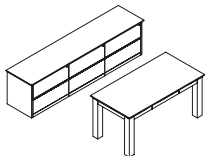
QUANTITY	CODE	DESCRIPTION	PRICE
1	KE424222	Corner Table to be used with Linking Returns & Linking Bridges	2507
1	KVR5422CG	Right Linking Return to be used with Corner Unit	2339
1	KVL3622CG	Left Linking Return to be used with Corner Unit	1786
1	KWD	Modular BBF Pedestal	1790
1	K78SH36	36" High Storage Hutch with Wood Doors	4381
TOTAL			\$12,803

K-03



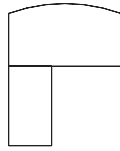
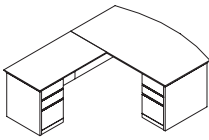
QUANTITY	CODE	DESCRIPTION	PRICE
1	KDDCL7236	Connecting "D" Shaped Table Desk	5116
1	KBT4822CG	Executive Bridge Top with Full Back Panel	1649
1	KCR7222Z	Single Pedestal Credenza with Combination Storage on Right	5596
1	K72SH42	42" High Storage Hutch with Wood Doors	4718
1	KTS72H26	Tackboard for 42" & 54" High Non Pigeon-Hole Hutch	741
TOTAL			\$17,821

K-04



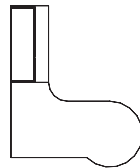
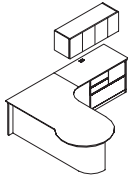
QUANTITY	CODE	DESCRIPTION	PRICE
1	KC10822FFF	Full Storage Credenza with 3 Sets of 36" or 30" Lat. Files	12487
1	KTB7236	Table Desk with 3" Apron, Centre Pencil Drawer and 4" Square Legs	6590
TOTAL			\$19,078

K-05



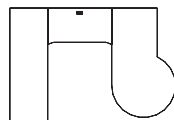
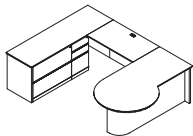
QUANTITY	CODE	DESCRIPTION	PRICE
1	KMSR6636D	Single Pedestal Bow Top Desk with BBF on Right	5498
1	KERL4822DCG	Executive Return Left with BBF Pedestal on Left	3473
TOTAL			\$8,969

K-06



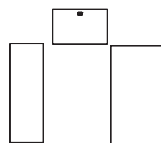
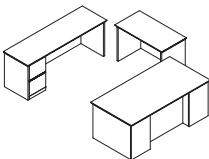
QUANTITY	CODE	DESCRIPTION	PRICE
1	KVER4822CG	Right Linking Return	2284
1	KTPPCL844248	Left "P" Shaped Piano Table Desk	7245
1	KWZR	Modular Combination Storage	3090
1	CSF48	Wall Mount Storage with Wood Doors	1713
TOTAL			\$14,332

K-07



QUANTITY	CODE	DESCRIPTION	PRICE
1	KTPCR7242	Connecting "P" Shaped Table Desk	5480
1	KC7222	Credenza Shell with Full Back Panel	2757
1	KHBT4222CG	Executive Bridge Top with hinged Back Panel	1751
1	KWD	Modular BBF Pedestal	1790
1	KWF	Modular Lateral File	2663
TOTAL			\$14,440

K-08

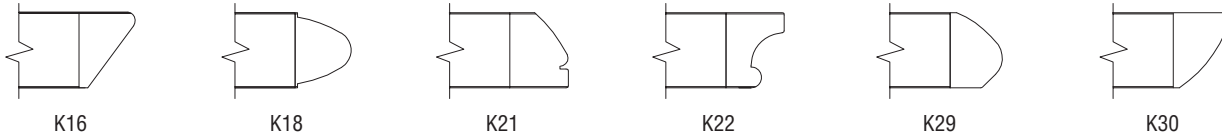


QUANTITY	CODE	DESCRIPTION	PRICE
1	KCL7222E	Single Pedestal Credenza with FF on Left	4407
1	KISR7236D	Single Pedestal Desk, Breakfront Style with BBF on Right	5144
1	KT3622	Desk Shell with Recessed Modesty Panel	1638
TOTAL			\$11,187

DESKS • TECHNICAL INFORMATION

- All Desks are shipped assembled.
- Kneewell locking standard.
- Desks come in a variety of modesty options: Flush, Break Front, Recessed and Glass.

- If Handle is specified:
 - Black and Brass Handle = Black Lock & Grommet.
 - Silver, Nickel and Tungsten Handle = Tungsten Lock & Grommet.
- If Handle is not specified Routed Pull, Black Lock & Grommet are standard.



DESKS • GUIDELINES FOR ORDERING PRODUCT

CODES: The price list uses a numbering system with meaningful alphanumeric characters to create a simple-to-understand product number. This makes specifying the product easy and accurate.

SPECIFICATION EXAMPLE OF A DESK UNIT

PRODUCT CODE:

KMD8442ED
 K = Kingston Series
 MD = Double Pedestal Bow Top Desk
 8442 = Size: Width x Depth
 ED = Pedestal Configuration: FF on Left & BBF on Right

FINISH: Choose Finish

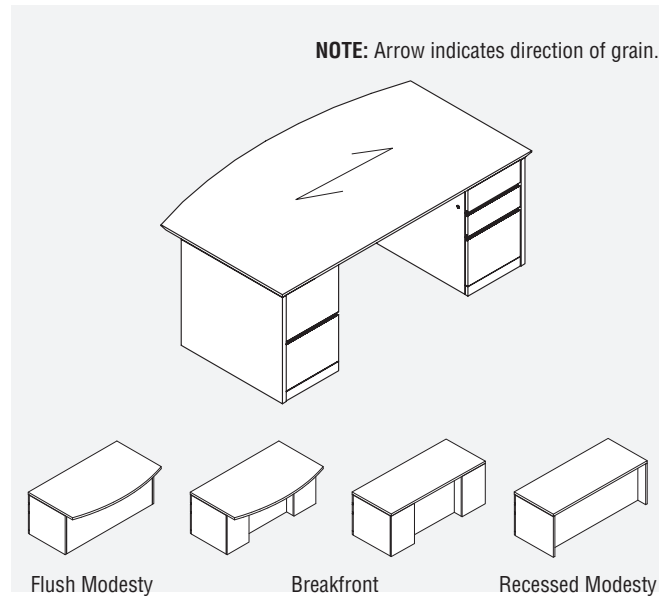
EDGE: Choose Edge

HANDLE: Choose Handle

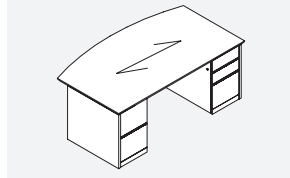
Optional Grommet Locations:

TL - Top Left
 TR - Top Right

For Grommet Location see Page A.10



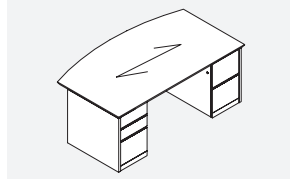
KMD-ED • Double Pedestal Bow Top Desk with FF on Left & BBF on Right



PRODUCT CODE	PRICE	SIZE (INCHES)			WEIGHT LBS	VOL FT ³
		H	W	D		
KMD8442ED	8418	29	86	44	407	59
KMD7842ED	7814	29	80	44	392	55
KMD7242ED	7214	29	74	44	377	51
KMD6636ED	6996	29	68	38	340	40

- Full Height Modesty Panel

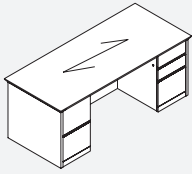
KMD-DE • Double Pedestal Bow Top Desk with BBF on Left & FF on Right



PRODUCT CODE	PRICE	SIZE (INCHES)			WEIGHT LBS	VOL FT ³
		H	W	D		
KMD8442DE	8418	29	86	44	407	59
KMD7842DE	7814	29	80	44	392	55
KMD7242DE	7214	29	74	44	377	51
KMD6636DE	6996	29	68	38	340	40

- Full Height Modesty Panel

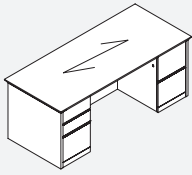
KD-ED • Double Pedestal Desk with FF on Left & BBF on Right



PRODUCT CODE	PRICE	SIZE (INCHES)			WEIGHT LBS	VOL FT ³
		H	W	D		
KD8442ED	7158	29	86	44	442	59
KD7842ED	6648	29	80	44	421	55
KD7236ED	6137	29	74	38	375	44
KD7230ED	6042	29	74	32	345	36
KD6636ED	6042	29	68	38	360	40
KD6630ED	5948	29	68	32	330	33
KD6030ED	5760	29	62	32	315	30

- Full Height Modesty Panel

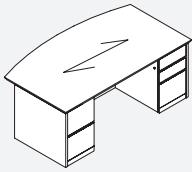
KD-DE • Double Pedestal Desk with BBF on Left & FF on Right



PRODUCT CODE	PRICE	SIZE (INCHES)			WEIGHT LBS	VOL FT ³
		H	W	D		
KD8442DE	7158	29	86	44	442	59
KD7842DE	6648	29	80	44	421	55
KD7236DE	6137	29	74	38	375	44
KD7230DE	6042	29	74	32	345	36
KD6636DE	6042	29	68	38	360	40
KD6630DE	5948	29	68	32	330	33
KD6030DE	5760	29	62	32	315	30

- Full Height Modesty Panel

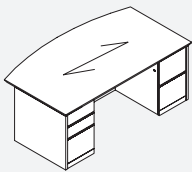
KMiD-ED • Double Pedestal Bow Top Desk, Breakfront Style with FF on Left & BBF on Right



PRODUCT CODE	PRICE	SIZE (INCHES)			WEIGHT LBS	VOL FT ³
		H	W	D		
KMiD8442ED	9258	29	86	44-38	407	59
KMiD7842ED	8598	29	80	44-38	392	55
KMiD7242ED	7938	29	74	44-38	377	51
KMiD6636ED	7696	29	68	38-32	345	40

- Inset Full Height Modesty Panel
- For Aluminum Framed Glass Modesty, please contact Customer Service

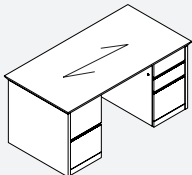
KMiD-DE • Double Pedestal Bow Top Desk, Breakfront Style with BBF on Left & FF on Right



PRODUCT CODE	PRICE	SIZE (INCHES)			WEIGHT LBS	VOL FT ³
		H	W	D		
KMiD8442DE	9258	29	86	44-38	407	59
KMiD7842DE	8598	29	80	44-38	392	55
KMiD7242DE	7938	29	74	44-38	377	51
KMiD6636DE	7696	29	68	38-32	345	40

- Inset Full Height Modesty Panel
- For Aluminum Framed Glass Modesty, please contact Customer Service

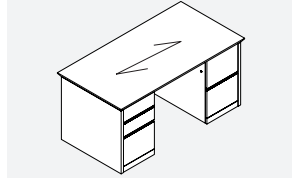
KiD-ED • Double Pedestal Desk, Breakfront Style with FF on Left & BBF on Right



PRODUCT CODE	PRICE	SIZE (INCHES)			WEIGHT LBS	VOL FT ³
		H	W	D		
KiD8442ED	7875	29	86	44	442	59
KiD7842ED	7308	29	80	44	421	55
KiD7236ED	6750	29	74	38	375	44
KiD7230ED	6648	29	74	32	345	36
KiD6636ED	6648	29	68	38	360	40
KiD6630ED	6545	29	68	32	330	33
KiD6030ED	6333	29	62	32	315	30

- Inset Full Height Modesty Panel
- For Aluminum Framed Glass Modesty option, please contact Customer Service

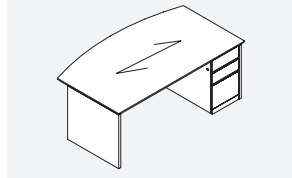
KiD-DE • Double Pedestal Desk, Breakfront Style with BBF on Left & FF on Right



PRODUCT CODE	PRICE	SIZE (INCHES)			WEIGHT LBS	VOL FT3
		H	W	D		
KID8442DE	7875	29	86	44	442	59
KID7842DE	7308	29	80	44	421	55
KID7236DE	6750	29	74	38	375	44
KID7230DE	6648	29	74	32	345	36
KID6636DE	6648	29	68	38	360	40
KID6630DE	6545	29	68	32	330	33
KID6030DE	6333	29	62	32	315	30

- Inset Full Height Modesty Panel
- For Aluminum Framed Glass Modesty option, please contact Customer Service

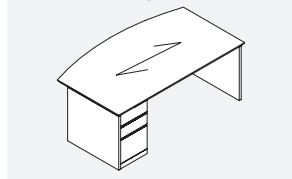
KMSR-D • Single Pedestal Bow Top Desk with BBF on Right



PRODUCT CODE	PRICE	SIZE (INCHES)			WEIGHT LBS	VOL FT3
		H	W	D		
KMSR8442D	6669	29	86	44	352	59
KMSR7842D	6193	29	80	44	337	55
KMSR7242D	5718	29	74	44	322	51
KMSR6636D	5500	29	68	38	290	40

- Full Height Modesty Panel

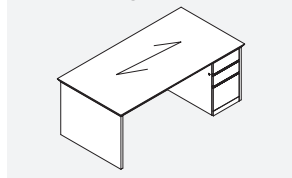
KMSL-D • Single Pedestal Bow Top Desk with BBF on Left



PRODUCT CODE	PRICE	SIZE (INCHES)			WEIGHT LBS	VOL FT3
		H	W	D		
KMSL8442D	6669	29	86	44	352	59
KMSL7842D	6193	29	80	44	337	55
KMSL7242D	5718	29	74	44	322	51
KMSL6636D	5500	29	68	38	290	40

- Full Height Modesty Panel

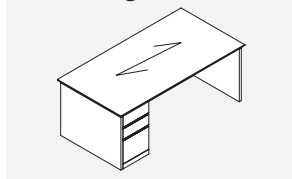
KSR-D • Single Pedestal Desk with BBF on Right



PRODUCT CODE	PRICE	SIZE (INCHES)			WEIGHT LBS	VOL FT3
		H	W	D		
KSR8442D	6272	29	86	44	387	59
KSR7842D	5909	29	80	44	366	55
KSR7236D	4678	29	74	38	320	44
KSR7230D	4470	29	74	32	290	36
KSR6636D	4470	29	68	38	305	40
KSR6630D	4266	29	68	32	275	33
KSR6030D	4078	29	62	32	260	30

- Full Height Modesty Panel

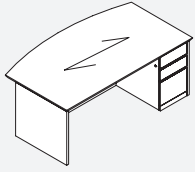
KSL-D • Single Pedestal Desk with BBF on Left



PRODUCT CODE	PRICE	SIZE (INCHES)			WEIGHT LBS	VOL FT3
		H	W	D		
KSL8442D	6272	29	86	44	387	59
KSL7842D	5909	29	80	44	366	55
KSL7236D	4678	29	74	38	320	44
KSL7230D	4470	29	74	32	290	36
KSL6636D	4470	29	68	38	305	40
KSL6630D	4266	29	68	32	275	33
KSL6030D	4078	29	62	32	260	30

- Full Height Modesty Panel

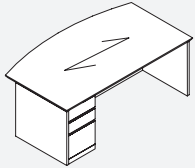
KMiSR-D • Single Pedestal Bow Top Desk, Breakfront Style with BBF on Right



PRODUCT CODE	PRICE	SIZE (INCHES)			WEIGHT LBS	VOL FT ³
		H	W	D		
KMISR8442D	7337	29	86	44	402	59
KMISR7842D	6811	29	80	44	381	55
KMISR7242D	6291	29	74	44	340	51
KMISR6636D	6049	29	68	38	320	40

- Inset Full Height Modesty Panel
- For Aluminum Framed Glass Modesty option, please contact Customer Service

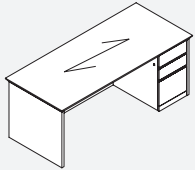
KMiSL-D • Single Pedestal Bow Top Desk, Breakfront Style with BBF on Left



PRODUCT CODE	PRICE	SIZE (INCHES)			WEIGHT LBS	VOL FT ³
		H	W	D		
KMiSL8442D	7337	29	86	44	402	59
KMiSL7842D	6811	29	80	44	381	55
KMiSL7242D	6291	29	74	44	340	51
KMiSL6636D	6049	29	68	38	320	40

- Inset Full Height Modesty Panel
- For Aluminum Framed Glass Modesty option, please contact Customer Service

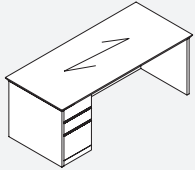
KiSR-D • Single Pedestal Desk, Breakfront Style with BBF on Right



PRODUCT CODE	PRICE	SIZE (INCHES)			WEIGHT LBS	VOL FT ³
		H	W	D		
KISR8442D	7005	29	86	44	387	59
KISR7842D	6504	29	80	44	366	55
KISR7236D	5146	29	74	38	320	44
KISR7230D	4916	29	74	32	290	36
KISR6636D	4916	29	68	38	305	40
KISR6630D	4692	29	68	32	275	33
KISR6030D	4484	29	62	32	260	30

- Inset Full Height Modesty Panel
- For Aluminum Framed Glass Modesty option, please contact Customer Service

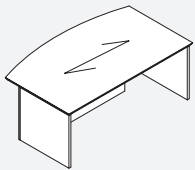
KiSL-D • Single Pedestal Desk, Breakfront Style with BBF on Left



PRODUCT CODE	PRICE	SIZE (INCHES)			WEIGHT LBS	VOL FT ³
		H	W	D		
KiSL8442D	7005	29	86	44	387	59
KiSL7842D	6504	29	80	44	366	55
KiSL7236D	5146	29	74	38	320	44
KiSL7230D	4916	29	74	32	290	36
KiSL6636D	4916	29	68	38	305	40
KiSL6630D	4692	29	68	32	275	33
KiSL6030D	4484	29	62	32	260	30

- Inset Full Height Modesty Panel
- For Aluminum Framed Glass Modesty option, please contact Customer Service

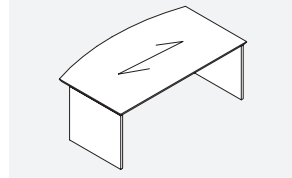
KMiT • Desk Shell with Bow Top, Breakfront Style



PRODUCT CODE	PRICE	SIZE (INCHES)			WEIGHT LBS	VOL FT ³
		H	W	D		
KMiT8442	5657	29	86	44	380	59
KMiT7842	5291	29	80	44	353	55
KMiT7242	4927	29	74	44	331	51
KMiT6636	4674	29	68	38	287	40

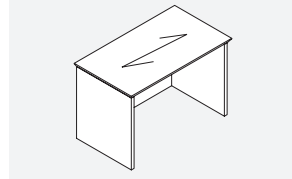
- Inset Full Height Modesty Panel

KMT • Desk Shell with Bow Top and Recessed Modesty Panel



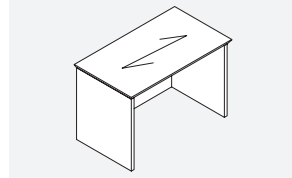
PRODUCT CODE	PRICE	SIZE (INCHES)			WEIGHT LBS	VOL FT3
		H	W	D		
KMT8442	5125	29	86	44	297	59
KMT7842	4759	29	80	44	282	55
KMT7242	4395	29	74	44	267	51
KMT6636	4142	29	68	38	235	40

KT • Desk Shell with Recessed Modesty Panel



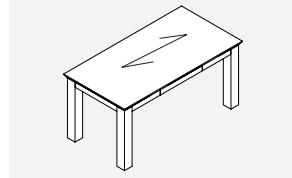
PRODUCT CODE	PRICE	SIZE (INCHES)			WEIGHT LBS	VOL FT3
		H	W	D		
KT8442	4766	29	86	44	317	51
KT7842	4428	29	80	44	296	47
KT8436	4087	29	86	38	317	51
KT7836	3796	29	80	38	296	47
KT7236	3507	29	74	38	265	44
KT6636	3299	29	68	38	250	40
KT7230	3299	29	74	32	235	36
KT6630	3101	29	68	32	220	33
KT6030	2833	29	62	32	205	30

KT • Desk Shell with Flush Modesty Panel



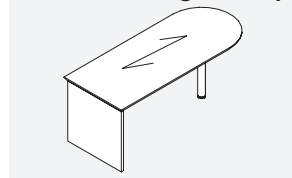
PRODUCT CODE	PRICE	SIZE (INCHES)			WEIGHT LBS	VOL FT3
		H	W	D		
KT4822	2030	29	50	24	95	17
KT4222	1700	29	44	24	85	15
KT3622	1640	29	38	24	75	13
KT3022	1607	29	32	24	65	11
KT4820	1847	29	50	22	95	16
KT4220	1546	29	44	22	85	14
KT3620	1493	29	38	22	75	12
KT3020	1461	29	32	22	65	10

KTB • Table Desk with 3" Apron, Centre Pencil Drawer and 4" Square Legs



PRODUCT CODE	PRICE	SIZE (INCHES)			WEIGHT LBS	VOL FT3
		H	W	D		
KTB8442	8974	29	86	44	272	59
KTB7842	8336	29	80	44	253	55
KTB7236	6592	29	74	38	205	44
KTB7230	6474	29	74	32	192	36
KTB6636	6474	29	68	38	192	40
KTB6630	6347	29	68	32	188	33
KTB6030	6043	29	62	32	171	30

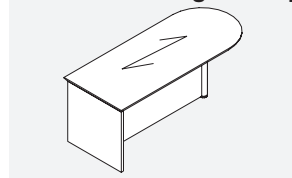
KDD • Connecting "D" Shaped Table Desk



PRODUCT CODE	PRICE	SIZE (INCHES)			WEIGHT LBS	VOL FT3
		H	W	D		
KDD8436	4574	29	84	36	343	51
KDD7236	3918	29	72	36	294	44
KDD7230	3640	29	72	30	264	36
KDD6636	3640	29	66	36	245	40
KDD6030	3499	29	60	30	225	30

• Wood Column Support and Full End Panel

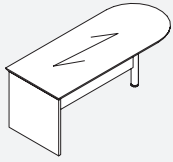
KDDF • Connecting "D" Shaped Table Desk



PRODUCT CODE	PRICE	SIZE (INCHES)			WEIGHT LBS	VOL FT3
		H	W	D		
KDDF8436	5616	29	84	36	343	51
KDDF7236	4819	29	72	36	294	44
KDDF7230	4539	29	72	30	264	36
KDDF6636	4539	29	66	36	245	40
KDDF6030	4397	29	60	30	225	30

• Wood Column Support, Full Modesty Panel and Full End Panel

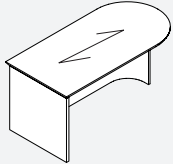
KQDD • Connecting “D” Shaped Table Desk



PRODUCT CODE	PRICE	SIZE (INCHES)			WEIGHT LBS	VOL FT3
		H	W	D		
KQDD8436	5058	29	84	36	357	51
KQDD7236	4518	29	72	36	311	44
KQDD7230	4241	29	72	30	281	36
KQDD6636	4241	29	66	36	264	40
KQDD6030	4099	29	60	30	247	30

• Wood Column Support, 3/4 Modesty Panel and Full End Panel

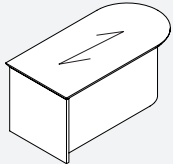
KDDCR • Right Connecting “D” Shaped Table Desk



PRODUCT CODE	PRICE	SIZE (INCHES)			WEIGHT LBS	VOL FT3
		H	W	D		
KDDCR8436	5971	29	84	36	368	51
KDDCR7236	5117	29	72	36	320	44
KDDCR7230	4836	29	72	30	290	36
KDDCR6636	4836	29	66	36	270	40
KDDCR6030	4698	29	60	30	242	30

• Full Height Curved Modesty Panel and Full End Panel

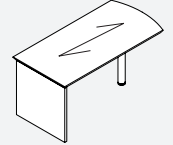
KDDCL • Left Connecting “D” Shaped Table Desk



PRODUCT CODE	PRICE	SIZE (INCHES)			WEIGHT LBS	VOL FT3
		H	W	D		
KDDCL8436	5971	29	84	36	368	51
KDDCL7236	5117	29	72	36	320	44
KDDCL7230	4836	29	72	30	290	36
KDDCL6636	4836	29	66	36	270	40
KDDCL6030	4698	29	60	30	242	30

• Full Height Curved Modesty Panel and Full End Panel

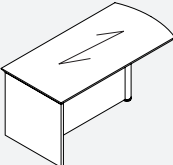
KDDBE • Connecting Bow End Table Desk



PRODUCT CODE	PRICE	SIZE (INCHES)			WEIGHT LBS	VOL FT3
		H	W	D		
KDDBE8436	4574	29	84	36	343	51
KDDBE7236	3918	29	72	36	294	44
KDDBE7230	3640	29	72	30	264	36
KDDBE6636	3640	29	66	36	245	40
KDDBE6030	3499	29	60	30	225	30

• Wood Column Support and Full End Panel

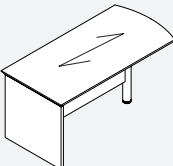
KDDBEF • Connecting Bow End Table Desk



PRODUCT CODE	PRICE	SIZE (INCHES)			WEIGHT LBS	VOL FT3
		H	W	D		
KDDBEF8436	5616	29	84	36	368	51
KDDBEF7236	4817	29	72	36	320	44
KDDBEF7230	4539	29	72	30	290	36
KDDBEF6636	4539	29	66	36	271	40
KDDBEF6030	4397	29	60	30	247	30

• Wood Column Support, Full Modesty Panel and Full End Panel

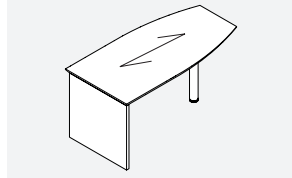
KQDDBE • Connecting Bow End Table Desk



PRODUCT CODE	PRICE	SIZE (INCHES)			WEIGHT LBS	VOL FT3
		H	W	D		
KQDDBE8436	5273	29	84	36	357	51
KQDDBE7236	4518	29	72	36	311	44
KQDDBE7230	4241	29	72	30	281	36
KQDDBE6636	4241	29	66	36	264	40
KQDDBE6030	4099	29	60	30	247	30

• Wood Column Support, 3/4 Modesty Panel and Full End Panel

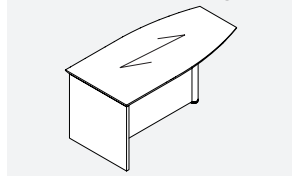
KDDBS • Connecting Boat Shaped Table Desk



PRODUCT CODE	PRICE	SIZE (INCHES)			WEIGHT LBS	VOL FT ³
		H	W	D		
KDDBS8442	5412	29	84	42	414	59
KDDBS8436	4574	29	84	36	343	51
KDDBS7236	3918	29	72	36	314	44
KDDBS7230	3640	29	72	30	284	36
KDDBS6636	3640	29	66	36	265	40
KDDBS6030	3499	29	60	30	245	30

• Wood Column Support and Full End Panel

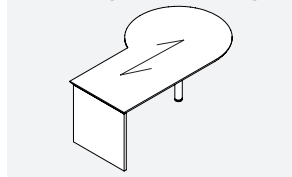
KDDBSF • Connecting Boat Shaped Table Desk



PRODUCT CODE	PRICE	SIZE (INCHES)			WEIGHT LBS	VOL FT ³
		H	W	D		
KDDBSF8442	6552	29	84	42	429	59
KDDBSF8436	5616	29	84	36	368	51
KDDBSF7236	4817	29	72	36	320	44
KDDBSF7230	4539	29	72	30	290	36
KDDBSF6636	4539	29	66	36	271	40
KDDBSF6030	4397	29	60	30	247	30

• Wood Column Support, Full Modesty Panel and Full End Panel

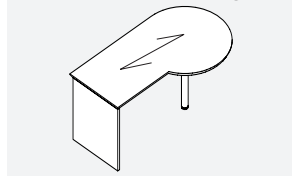
KTPR • Right Connecting "P" Shaped Table Desk



PRODUCT CODE	PRICE	SIZE (INCHES)			WEIGHT LBS	VOL FT ³
		H	W	D		
KTPR9642	5711	29	96	42	440	68
KTPR8442	4996	29	84	42	385	59
KTPR7242	4558	29	72	42	319	51

• Wood Column Support and Full End Panel

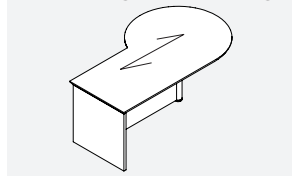
KTPL • Left Connecting "P" Shaped Table Desk



PRODUCT CODE	PRICE	SIZE (INCHES)			WEIGHT LBS	VOL FT ³
		H	W	D		
KTPL9642	5711	29	96	42	440	68
KTPL8442	4996	29	84	42	385	59
KTPL7242	4558	29	72	42	319	51

• Wood Column Support and Full End Panel

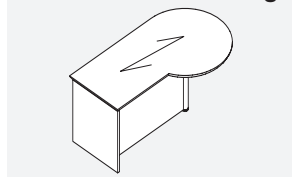
KTPFR • Right Connecting "P" Shaped Table Desk



PRODUCT CODE	PRICE	SIZE (INCHES)			WEIGHT LBS	VOL FT ³
		H	W	D		
KTPFR9642	6740	29	96	42	317	68
KTPFR8442	5196	29	84	42	277	59
KTPFR7242	5455	29	72	42	211	51

• Wood Column Support, Full Height Modesty Panel and Full End Panel

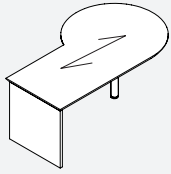
KTPFL • Left Connecting "P" Shaped Table Desk



PRODUCT CODE	PRICE	SIZE (INCHES)			WEIGHT LBS	VOL FT ³
		H	W	D		
KTPFL9642	6740	29	96	42	317	68
KTPFL8442	5196	29	84	42	277	59
KTPFL7242	5455	29	72	42	211	51

• Wood Column Support, Full Height Modesty Panel and Full End Panel

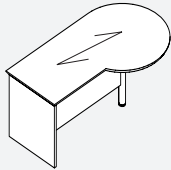
KQTPR • Right Connecting “P” Shaped Table Desk



PRODUCT CODE	PRICE	SIZE (INCHES)			WEIGHT LBS	VOL FT ³
		H	W	D		
KQTPR9642	6398	29	96	42	291	68
KQTPR8442	5597	29	84	42	255	59
KQTPR7242	5155	29	72	42	189	51

• Wood Column Support, 3/4 Height Modesty Panel and Full End Panel

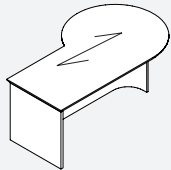
KQTPL • Left Connecting “P” Shaped Table Desk



PRODUCT CODE	PRICE	SIZE (INCHES)			WEIGHT LBS	VOL FT ³
		H	W	D		
KQTPL9642	6398	29	96	42	291	68
KQTPL8442	5597	29	84	42	255	59
KQTPL7242	5155	29	72	42	189	51

• Wood Column Support, 3/4 Height Modesty Panel and Full End Panel

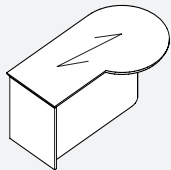
KTPCR • Right Connecting “P” Shaped Table Desk



PRODUCT CODE	PRICE	SIZE (INCHES)			WEIGHT LBS	VOL FT ³
		H	W	D		
KTPCR9642	7077	29	96	42	317	68
KTPCR8442	6197	29	84	42	277	59
KTPCR7242	5481	29	72	42	211	51

• Wood Column Support, Curved Modesty Panel and Full End Panel

KTPCL • Left Connecting “P” Shaped Table Desk

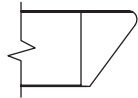


PRODUCT CODE	PRICE	SIZE (INCHES)			WEIGHT LBS	VOL FT ³
		H	W	D		
KTPCL9642	7077	29	96	42	317	68
KTPCL8442	6197	29	84	42	277	59
KTPCL7242	5481	29	72	42	211	51

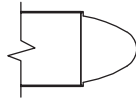
• Wood Column Support, Curved Modesty Panel and Full End Panel

RETURNS • TECHNICAL INFORMATION

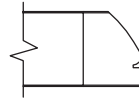
- All Returns are shipped assembled.
- Kneewell locking standard.
- All Returns have Cross Grain veneer pattern.
- To remove Cross Grain veneer pattern on Top, delete suffix “CG” from the product Number Code. (Available at no upcharge)
- If Handle is specified:
 - Black and Brass Handle = Black Lock & Grommet.
 - Silver, Nickel and Tungsten Handle = Tungsten Lock & Grommet.
- If Handle is not specified Routed Pull, Black Lock & Grommet are standard.



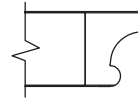
K16



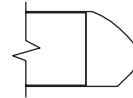
K18



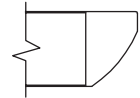
K21



K22



K29



K30

RETURNS • GUIDELINES FOR ORDERING PRODUCT

CODES: The price list uses a numbering system with meaningful alphanumeric characters to create a simple-to-understand product number. This makes specifying the product easy and accurate.

SPECIFICATION EXAMPLE OF A RETURN UNIT

PRODUCT CODE:

KERR7222ECG
 K = Kingston Series
 ERR = Executive Return Right
 7224 = Size: Width x Depth
 E = Pedestal Configuration: FF Pedestal
 CG = Cross Grain

FINISH: Choose Finish

EDGE: Choose Edge

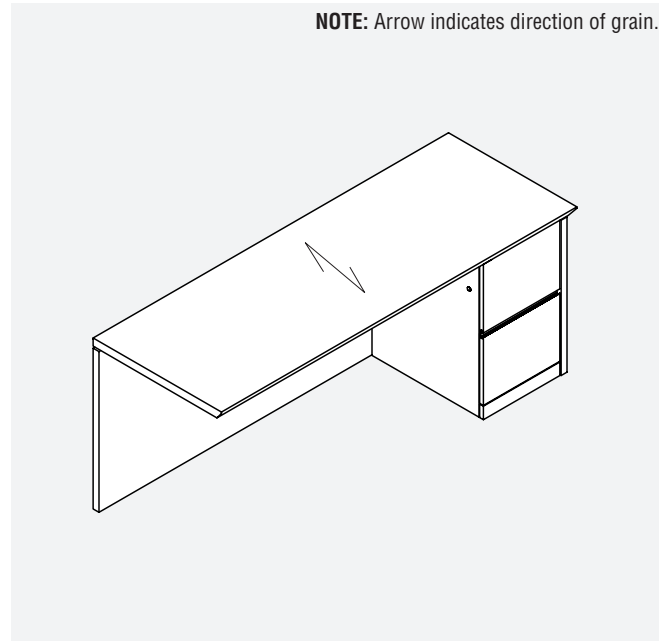
HANDLE: Choose Handle

Optional Grommet Locations:

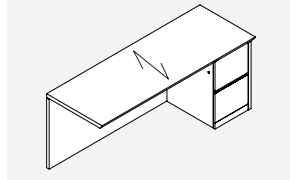
- TL - Top Left
- TR - Top Right
- TC - Top Centre

For Grommet Location see Page A.10

NOTE: Arrow indicates direction of grain.



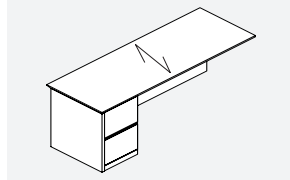
KERR-E • Executive Return Right with FF Pedestal on Right



PRODUCT CODE	PRICE	SIZE (INCHES)			WEIGHT LBS	VOL FT ³
		H	W	D		
KERR7222ECG	4626	29	73	24	250	29
KERR6622ECG	4456	29	67	24	236	27
KERR6022ECG	4051	29	61	24	227	24
KERR5422ECG	3906	29	55	24	205	22
KERR4822ECG	3473	29	49	24	185	19
KERR4222ECG	3342	29	43	24	178	17

- Full Height Flush Back Panel

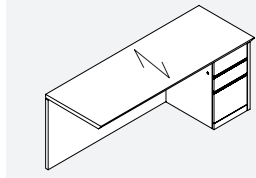
KERL-E • Executive Return Left with FF Pedestal on Left



PRODUCT CODE	PRICE	SIZE (INCHES)			WEIGHT LBS	VOL FT ³
		H	W	D		
KERL7222ECG	4626	29	73	24	250	29
KERL6622ECG	4456	29	67	24	236	27
KERL6022ECG	4051	29	61	24	227	24
KERL5422ECG	3906	29	55	24	205	22
KERL4822ECG	3473	29	49	24	185	19
KERL4222ECG	3342	29	43	24	178	17

- Full Height Flush Back Panel

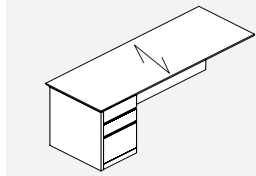
KERR-D • Executive Return Right with BBF Pedestal on Right



PRODUCT CODE	PRICE	SIZE (INCHES)			WEIGHT LBS	VOL FT3
		H	W	D		
KERR7222DCG	4626	29	73	24	250	29
KERR6622DCG	4456	29	67	24	236	27
KERR6022DCG	4051	29	61	24	227	24
KERR5422DCG	3718	29	55	24	205	22
KERR4822DCG	3473	29	49	24	185	19
KERR4222DCG	3342	29	43	24	178	17

• Full Height Flush Back Panel

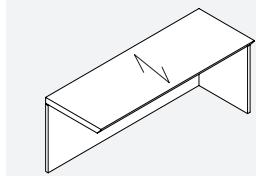
KERL-D • Executive Return Left with BBF Pedestal on Left



PRODUCT CODE	PRICE	SIZE (INCHES)			WEIGHT LBS	VOL FT3
		H	W	D		
KERL7222DCG	4626	29	73	24	250	29
KERL6622DCG	4456	29	67	24	236	27
KERL6022DCG	4051	29	61	24	227	24
KERL5422DCG	3906	29	55	24	205	22
KERL4822DCG	3473	29	49	24	185	19
KERL4222DCG	3342	29	43	24	178	17

• Full Height Flush Back Panel

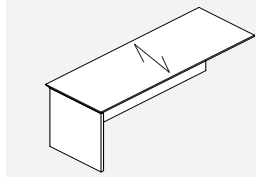
KERR • Executive Return Right



PRODUCT CODE	PRICE	SIZE (INCHES)			WEIGHT LBS	VOL FT3
		H	W	D		
KERR7222CG	2596	29	73	24	135	29
KERR6622CG	2378	29	67	24	127	27
KERR6022CG	2162	29	61	24	120	24
KERR5422CG	1944	29	55	24	112	22
KERR4822CG	1730	29	49	24	105	19
KERR4222CG	1511	29	43	24	97	17

• Full Height Flush Back Panel

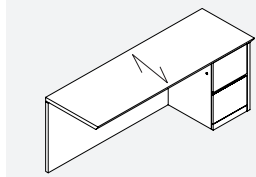
KERL • Executive Return Left



PRODUCT CODE	PRICE	SIZE (INCHES)			WEIGHT LBS	VOL FT3
		H	W	D		
KERL7222CG	2596	29	73	24	135	29
KERL6622CG	2378	29	67	24	127	27
KERL6022CG	2162	29	61	24	120	24
KERL5422CG	1944	29	55	24	112	22
KERL4822CG	1730	29	49	24	105	19
KERL4222CG	1511	29	43	24	97	17

• Full Height Flush Back Panel

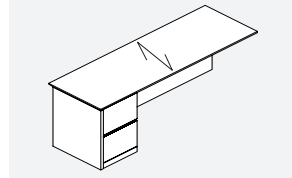
KERR-E • Executive Return Right with FF Pedestal on Right



PRODUCT CODE	PRICE	SIZE (INCHES)			WEIGHT LBS	VOL FT3
		H	W	D		
KERR7220ECG	4406	29	73	22	240	27
KERR6620ECG	4242	29	67	22	231	24
KERR6020ECG	3858	29	61	22	222	22
KERR5420ECG	3718	29	55	22	200	20
KERR4820ECG	3306	29	49	22	180	18
KERR4220ECG	3183	29	43	22	173	16

• Full Height Flush Back Panel

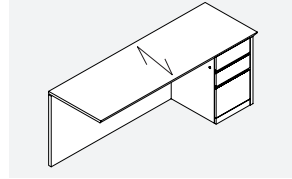
KERL-E • Executive Return Left with FF Pedestal on Left



PRODUCT CODE	PRICE	SIZE (INCHES)			WEIGHT LBS	VOL FT ³
		H	W	D		
KERL7220ECG	4406	29	73	22	240	27
KERL6620ECG	4242	29	67	22	231	24
KERL6020ECG	3858	29	61	22	222	22
KERL5420ECG	3718	29	55	22	200	20
KERL4820ECG	3306	29	49	22	180	18
KERL4220ECG	3183	29	43	22	173	16

• Full Height Flush Back Panel

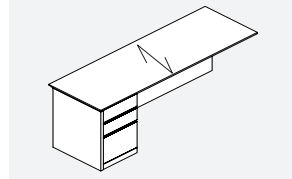
KERR-D • Executive Return Right with BBF Pedestal on Right



PRODUCT CODE	PRICE	SIZE (INCHES)			WEIGHT LBS	VOL FT ³
		H	W	D		
KERR7220DCG	4406	29	73	22	240	27
KERR6620DCG	4242	29	67	22	231	24
KERR6020DCG	3858	29	61	22	222	22
KERR5420DCG	3718	29	55	22	200	20
KERR4820DCG	3306	29	49	22	180	18
KERR4220DCG	3183	29	43	22	173	16

• Full Height Flush Back Panel

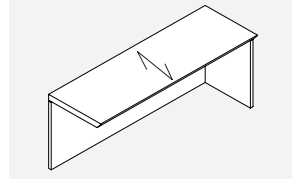
KERL-D • Executive Return Left with BBF Pedestal on Left



PRODUCT CODE	PRICE	SIZE (INCHES)			WEIGHT LBS	VOL FT ³
		H	W	D		
KERL7220DCG	4406	29	73	22	240	27
KERL6620DCG	4242	29	67	22	231	24
KERL6020DCG	3858	29	61	22	222	22
KERL5420DCG	3718	29	55	22	200	20
KERL4820DCG	3306	29	49	22	180	18
KERL4220DCG	3183	29	43	22	173	16

• Full Height Flush Back Panel

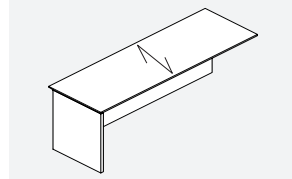
KERR • Executive Return Right



PRODUCT CODE	PRICE	SIZE (INCHES)			WEIGHT LBS	VOL FT ³
		H	W	D		
KERR7220CG	2472	29	73	22	130	27
KERR6620CG	2266	29	67	22	122	24
KERR6020CG	2059	29	61	22	115	22
KERR5420CG	1851	29	55	22	105	20
KERR4820CG	1647	29	49	22	100	18
KERR4220CG	1440	29	43	22	90	16

• Full Height Flush Back Panel

KERL • Executive Return Left

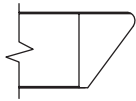


PRODUCT CODE	PRICE	SIZE (INCHES)			WEIGHT LBS	VOL FT ³
		H	W	D		
KERL7220CG	2472	29	73	22	130	27
KERL6620CG	2266	29	67	22	122	24
KERL6020CG	2059	29	61	22	115	22
KERL5420CG	1851	29	55	22	105	20
KERL4820CG	1647	29	49	22	100	18
KERL4220CG	1440	29	43	22	90	16

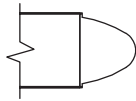
• Full Height Flush Back Panel

PIANO DESKS • TECHNICAL INFORMATION

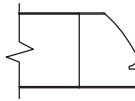
- All Desks are shipped assembled.
- Units include installed horizontal wire management.
- Unit is handed by Post Leg.
- Not for use with Regular Corner Units.
- For Cross Grain veneer pattern on Top, add "CG" to code.
- If Grommet (Optional) colour is not specified Black Grommet is standard.



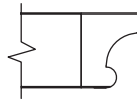
K16



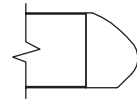
K18



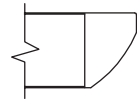
K21



K22



K29



K30

PIANO DESKS • GUIDELINES FOR ORDERING PRODUCT

CODES: The price list uses a numbering system with meaningful alphanumeric characters to create a simple-to-understand product number. This makes specifying the product easy and accurate.

SPECIFICATION EXAMPLE OF A PIANO DESK UNIT

PRODUCT CODE:

KTDP72304824
 K = Kingston Series
 TDP = Piano "D" Shaped Table Desk
 R = Right Configuration
 7230 = Size of Worksurface: Width x Depth
 4824 = Size of End x Depth of Return Connection

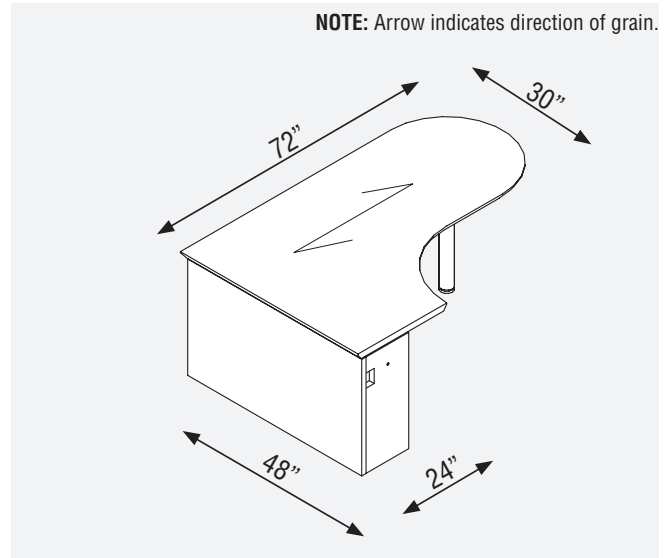
FINISH: Choose Finish

EDGE: Choose Edge

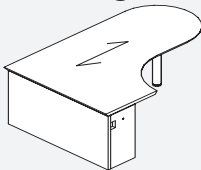
Optional Grommet Locations:

TE - Top End

For Grommet Location see Page A.10



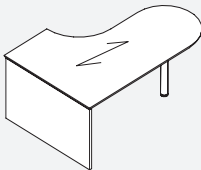
KTDP R • Right "D" Shaped Piano Table Desk



PRODUCT CODE	PRICE	SIZE (INCHES)			WEIGHT LBS	VOL FT ³
		H	W	D		
KTDP96304822	5926	29	96	48	464	77
KTDP84304822	5273	29	84	48	406	68
KTDP72304822	4618	29	72	48	348	58

- Wood Column Support and Full End Panel, 30" Deep Work Surface and 24" Return Connection

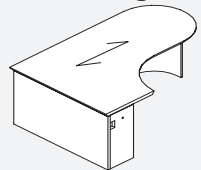
KTDPL • Left "D" Shaped Piano Table Desk



PRODUCT CODE	PRICE	SIZE (INCHES)			WEIGHT LBS	VOL FT ³
		H	W	D		
KTDPL96304822	5926	29	96	48	464	77
KTDPL84304822	5273	29	84	48	406	68
KTDPL72304822	4618	29	72	48	348	58

- Wood Column Support and Full End Panel, 30" Deep Work Surface and 24" Return Connection

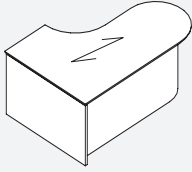
KTDP CR • Right "D" Shaped Piano Table Desk



PRODUCT CODE	PRICE	SIZE (INCHES)			WEIGHT LBS	VOL FT ³
		H	W	D		
KTDP CR96304822	7521	29	96	48	479	77
KTDP CR84304822	6670	29	84	48	420	68
KTDP CR72304822	5817	29	72	48	360	58

- Full Height Curved Modesty Panel and Full End Panel, a 30" Deep Work Surface and 24" Return Connection

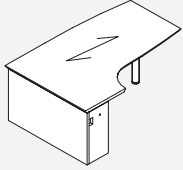
KTDPCL • Left “D” Shaped Piano Table Desk



PRODUCT CODE	PRICE	SIZE (INCHES)			WEIGHT LBS	VOL FT ³
		H	W	D		
KTDPCL96304822	7521	29	96	48	479	77
KTDPCL84304822	6670	29	84	48	420	68
KTDPCL72304822	5817	29	72	48	360	58

• Full Height Curved Modesty Panel and Full End Panel, a 30” Deep Work Surface and 24” Return Connection

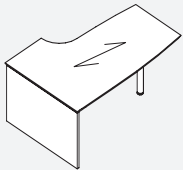
KTBPR • Right Boat Shaped Piano Table Desk



PRODUCT CODE	PRICE	SIZE (INCHES)			WEIGHT LBS	VOL FT ³
		H	W	D		
KTBPR96364822	6670	29	96	48	522	87
KTBPR84364822	5930	29	84	48	457	76
KTBPR72364822	5193	29	72	48	392	65

• Wood Column Support and Full End Panel, a 36”/30” Deep Work Surface and 24” Return Connection.

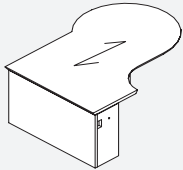
KTBPL • Left Boat Shaped Piano Table Desk



PRODUCT CODE	PRICE	SIZE (INCHES)			WEIGHT LBS	VOL FT ³
		H	W	D		
KTBPL96364822	6670	29	96	48	522	87
KTBPL84364822	5930	29	84	48	457	76
KTBPL72364822	5193	29	72	48	392	65

• Wood Column Support and Full End Panel, a 36”/30” Deep Work Surface and 24” Return Connection.

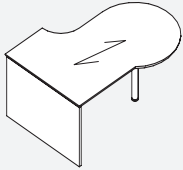
KTPPR • Right “P” Shaped Piano Table Desk



PRODUCT CODE	PRICE	SIZE (INCHES)			WEIGHT LBS	VOL FT ³
		H	W	D		
KTPPR96424822	6764	29	96	54	580	97
KTPPR84424822	6050	29	84	54	508	85
KTPPR72424822	5607	29	72	54	435	73

• Wood Column Support and Full End Panel, with 42”/30” Work Surface and 24” Return Connection

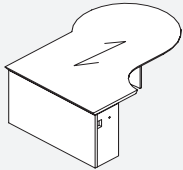
KTPPL • Left “P” Shaped Piano Table Desk



PRODUCT CODE	PRICE	SIZE (INCHES)			WEIGHT LBS	VOL FT ³
		H	W	D		
KTPPL96424822	6764	29	96	54	580	97
KTPPL84424822	6050	29	84	54	508	85
KTPPL72424822	5607	29	72	54	435	73

• Wood Column Support and Full End Panel, with 42”/30” Work Surface and 24” Return Connection

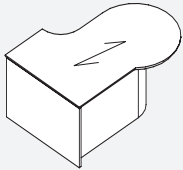
KTPPCR • Right “P” Shaped Piano Table Desk



PRODUCT CODE	PRICE	SIZE (INCHES)			WEIGHT LBS	VOL FT ³
		H	W	D		
KTPPCR96424822	8128	29	96	54	590	97
KTPPCR84424822	7242	29	84	54	516	85
KTPPCR72424822	6806	29	72	54	442	73

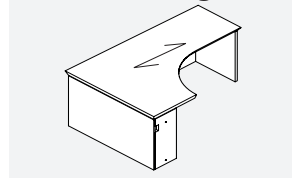
• Full Curved Modesty Panel and Full End Panel, with 42”/30” Work Surface and 24” Return Connection

KTPPCL • Left “P” Shaped Piano Table Desk



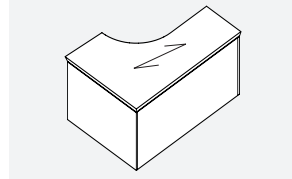
PRODUCT CODE	PRICE	SIZE (INCHES)			WEIGHT LBS	VOL FT ³
		H	W	D		
KTPPCL96424822	8128	29	96	54	590	97
KTPPCL84424822	7242	29	84	54	516	85
KTPPCL72424822	6806	29	72	54	442	73

• Full Curved Modesty Panel and Full End Panel, with 42”/30” Work Surface and 24” Return Connection

KEKR-ML • Right Extended Corner Table

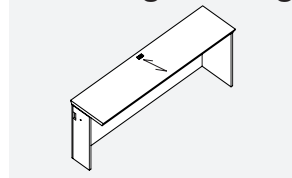
PRODUCT CODE	PRICE	SIZE (INCHES)			WEIGHT LBS	VOL FT ³
		H	W	D		
KEKR489622ML	6441	29	48	98	387	77
KEKR489022ML	6081	29	48	92	363	73
KEKR488422ML	6008	29	48	86	338	68
KEKR487822ML	5976	29	48	80	314	63
KEKR487222ML	5679	29	48	74	290	58
KEKR486622ML	5297	29	48	68	266	52
KEKR486022ML	4907	29	48	62	242	48

- Self Edge on Back Edge and 24" Return Connection

KEKL-MR • Left Extended Corner Table

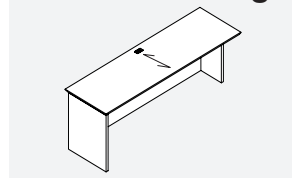
PRODUCT CODE	PRICE	SIZE (INCHES)			WEIGHT LBS	VOL FT ³
		H	W	D		
KEKL964822MR	6441	29	48	98	387	77
KEKL904822MR	6081	29	48	92	363	73
KEKL844822MR	6008	29	48	86	338	68
KEKL784822MR	5976	29	48	80	314	63
KEKL724822MR	5679	29	48	74	290	58
KEKL664822MR	5297	29	48	68	266	52
KEKL604822MR	4907	29	48	62	242	48

- Self Edge on Back Edge and 24" Return Connection

KVER • Right Linking Return

PRODUCT CODE	PRICE	SIZE (INCHES)			WEIGHT LBS	VOL FT ³
		H	W	D		
KVER9622CG	3911	29	97	24	200	39
KVER9022CG	3671	29	91	24	187	36
KVER8422CG	3422	29	85	24	174	34
KVER7822CG	3178	29	79	24	162	31
KVER7222CG	2936	29	73	24	149	29
KVER6622CG	2756	29	67	24	141	27
KVER6022CG	2451	29	61	24	132	24
KVER5422CG	2430	29	55	24	121	22
KVER4822CG	2283	29	49	24	115	19
KVER4222CG	1922	29	43	24	99	17
KVER3622CG	1855	29	37	24	83	15
KVER3022CG	1843	29	31	24	77	12
KVER2422CG	1527	29	25	24	61	10

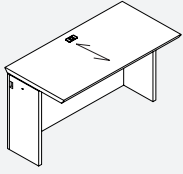
- Used in conjunction with Extended Corner Units or Piano Table Desks

KVEL • Left Linking Return

PRODUCT CODE	PRICE	SIZE (INCHES)			WEIGHT LBS	VOL FT ³
		H	W	D		
KVEL9622CG	3911	29	97	24	200	39
KVEL9022CG	3671	29	91	24	187	36
KVEL8422CG	3422	29	85	24	174	34
KVEL7822CG	3178	29	79	24	162	31
KVEL7222CG	2936	29	73	24	149	29
KVEL6622CG	2756	29	67	24	141	27
KVEL6022CG	2451	29	61	24	132	24
KVEL5422CG	2430	29	55	24	121	22
KVEL4822CG	2283	29	49	24	115	19
KVEL4222CG	1922	29	43	24	99	17
KVEL3622CG	1855	29	37	24	83	15
KVEL3022CG	1843	29	31	24	77	12
KVEL2422CG	1527	29	25	24	61	10

- Used in conjunction with Extended Corner Units or Piano Table Desks

KBTN • Bridge

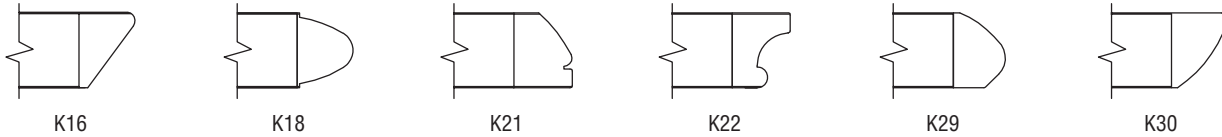


PRODUCT CODE	PRICE	SIZE (INCHES)			WEIGHT LBS	VOL FT3
		H	W	D		
KBTN4822CG	2212	29	48	24	116	19
KBTN4222CG	1855	29	42	24	102	17
KBTN3622CG	1788	29	36	24	87	15
KBTN3022CG	1749	29	30	24	73	12
KBTN2422CG	1470	29	24	24	58	10
KBTN1822CG	1104	29	18	24	43	8
KBTN1222CG	735	29	12	24	29	5

- For Extended Corner Units or Piano Table Desks, with Full Back Panel and Recessed End Panels

BRIDGES • TECHNICAL INFORMATION

- All Bridges are shipped knockdown.
- Not for use with Corner Units.
- To remove Cross Grain veneer pattern on Top, delete suffix “CG” from the product Number Code. (Available at no upcharge)
- GM5 TC location is standard.
- If Grommet colour is not specified Black Grommet is standard.



BRIDGES • GUIDELINES FOR ORDERING PRODUCT

CODES: The price list uses a numbering system with meaningful alphanumeric characters to create a simple-to-understand product number. This makes specifying the product easy and accurate.

SPECIFICATION EXAMPLE OF A BRIDGE UNIT

PRODUCT CODE:

KBT6022CG
 K = Kingston Series
 BT = Bridge Top
 6022 = Size: Width x Depth
 CG = Cross Grain

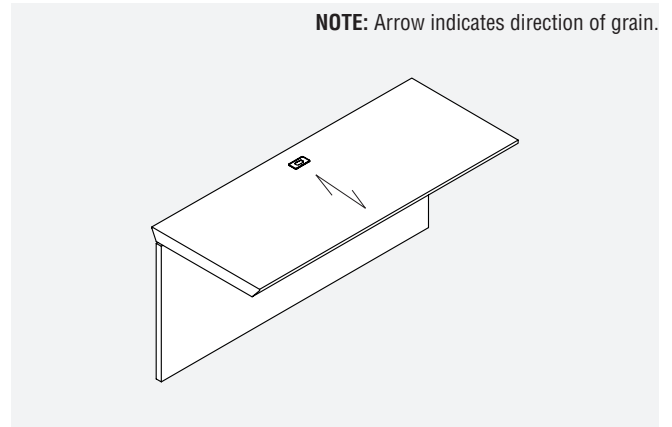
FINISH: Choose Finish

EDGE: Choose Profile

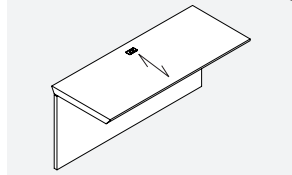
Optional Grommet Locations (Additional):

TL - Top Left
 TR - Top Right

For Grommet Location see Page A.10

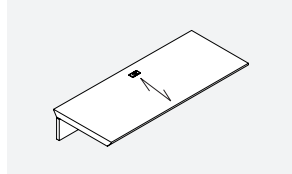


KBT • Executive Bridge Top with Full Back Panel



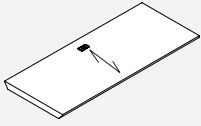
PRODUCT CODE	PRICE	SIZE (INCHES)			WEIGHT LBS	VOL FT ³
		H	W	D		
KBT6022CG	2059	29	60	24	108	9
KBT5422CG	1855	29	54	24	99	8
KBT4822CG	1647	29	48	24	90	7
KBT4222CG	1441	29	42	24	81	6
KBT6020CG	1876	29	60	22	105	8
KBT5420CG	1687	29	54	22	96	8
KBT4820CG	1500	29	48	22	87	7
KBT4220CG	1285	29	42	22	78	6

KBT-Q8 • Executive Bridge Top with 8” Back Panel



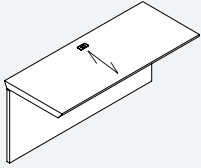
PRODUCT CODE	PRICE	SIZE (INCHES)			WEIGHT LBS	VOL FT ³
		H	W	D		
KBT6022Q8CG	1855	9.5	60	24	108	9
KBT5422Q8CG	1670	9.5	54	24	99	8
KBT4822Q8CG	1480	9.5	48	24	90	7
KBT4222Q8CG	1297	9.5	42	24	81	6
KBT6020Q8CG	1687	9.5	60	22	105	8
KBT5420Q8CG	1522	9.5	54	22	96	8
KBT4820Q8CG	1354	9.5	48	22	87	7
KBT4220Q8CG	1157	9.5	42	22	78	6

KBT-T • Executive Bridge Top



PRODUCT CODE	PRICE	SIZE (INCHES)			WEIGHT LBS	VOL FT3
		H	W	D		
KBT5422TCG	1110	1.5	54	24	64	8
KBT4822TCG	990	1.5	48	24	55	7
KBT4222TCG	867	1.5	42	24	46	6
KBT5420TCG	1013	1.5	54	22	61	8
KBT4820TCG	903	1.5	48	22	52	7
KBT4220TCG	774	1.5	42	22	43	6

KHBT • Executive Bridge Top with hinged Back Panel



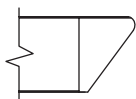
PRODUCT CODE	PRICE	SIZE (INCHES)			WEIGHT LBS	VOL FT3
		H	W	D		
KHBT6022CG	2368	29	60	22	108	9
KHBT5422CG	2166	29	54	22	99	8
KHBT4822CG	1958	29	48	22	90	7
KHBT4222CG	1750	29	42	22	81	6
KHBT6020CG	2187	29	60	20	105	8
KHBT5420CG	2000	29	54	20	96	8
KHBT4820CG	1812	29	48	20	87	7
KHBT4220CG	1596	29	42	20	78	6

• For "U" Configuration.

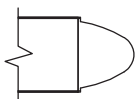
CREDENZAS • TECHNICAL INFORMATION

- All Credenzas are shipped assembled.
- All Storage Cabinets include one adjustable shelf per set of doors.
- “F” and “G” depict 36” and “M” and “N” depict 30”.
- “F” and “N” indicate lateral file drawers and “G” and “M” indicate storage cabinets with doors.
- Credenza Shells accept Modular Storage. Use Modular Storage for top support allowing no more than 72” unsupported.
- Credenza Shells with a width of 96” and more will have a 12” middle support gable.

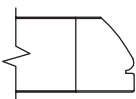
- Credenza Shells can only be completely filled with Modular Storage Units with “.5” at end of code.
- If a Full Credenza is required, see appropriate pages in this section.
- If Handle is specified:
 - Black and Brass Handle = Black Lock & Grommet.
 - Silver, Nickel and Tungsten Handle = Tungsten Lock & Grommet.
- If Handle is not specified Routed Pull, Black Lock & Grommet are standard.



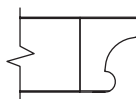
K16



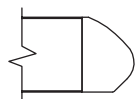
K18



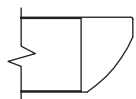
K21



K22



K29



K30

CREDENZAS • GUIDELINES FOR ORDERING PRODUCT

CODES: The price list uses a numbering system with meaningful alphanumeric characters to create a simple-to-understand product number. This makes specifying the product easy and accurate.

SPECIFICATION EXAMPLE OF A CREDEZA UNIT

PRODUCT CODE:

KC7220FG
 K = Kingston Series
 CF = Full Storage Credenza
 7220 = Size: Width x Depth

FINISH: Choose Finish

EDGE: Choose Profile

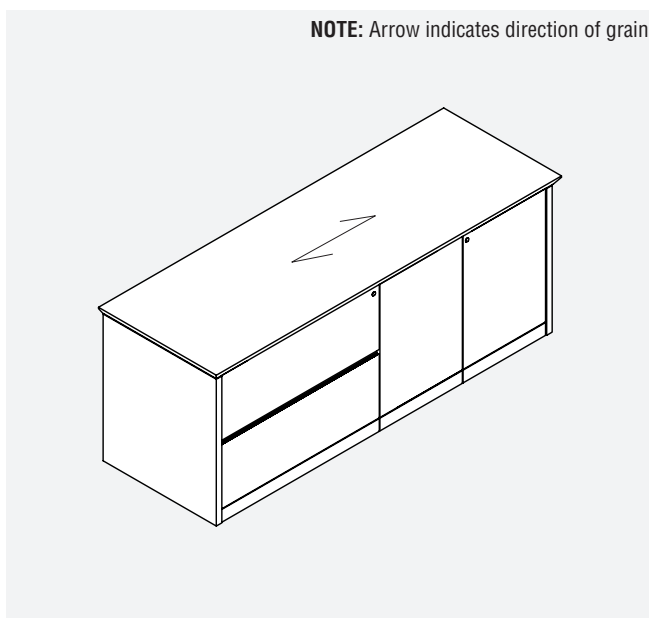
HANDLE: Choose Handle

Optional Grommet Locations:

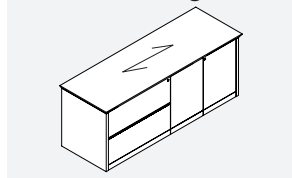
- TL - Top Left
- TR - Top Right
- TC - Top Centre
- BL - Back Left
- BR - Back Right
- BC -Back Centre

For Grommet Location see Page A.10

NOTE: Arrow indicates direction of grain.



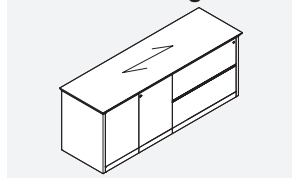
KC-XX • Full Storage Credenza with Lat. File on Left & Storage Cabinet on Right



PRODUCT CODE	PRICE	SIZE (INCHES)			WEIGHT LBS	VOL FT3
		H	W	D		
KC7222FG	5552	29	74	23	285	27
KC6022NM	4624	29	62	23	233	22
KC7220FG	5284	29	74	21	272	24
KC6020NM	4402	29	62	21	220	20

• For Aluminum Framed Glass Door option, please contact Customer Service.

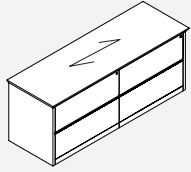
KC-XX • Full Storage Credenza with Storage Cabinet on Left & Lat. File on Right



PRODUCT CODE	PRICE	SIZE (INCHES)			WEIGHT LBS	VOL FT3
		H	W	D		
KC7222GF	5552	29	72	23	305	27
KC6022MN	4624	29	60	24	254	22
KC7220GF	5284	29	72	21	285	24
KC6020MN	4402	29	60	22	233	20

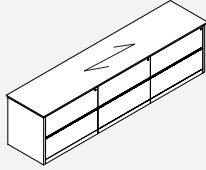
• For Aluminum Framed Glass Door option, please contact Customer Service.

KC-XX • Full Storage Credenza with 2 Sets of 36" or 30" Lat. Files



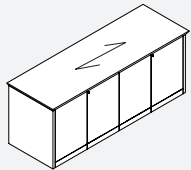
PRODUCT CODE	PRICE	SIZE (INCHES)			WEIGHT LBS	VOL FT3
		H	W	D		
KC7222FF	7097	29	74	23	300	27
KC6022NN	6508	29	62	23	218	22
KC7220FF	6760	29	74	21	287	24
KC6020NN	5920	29	62	21	205	20

KC-XXX • Full Storage Credenza with 3 Sets of 36" or 30" Lat. Files



PRODUCT CODE	PRICE	SIZE (INCHES)			WEIGHT LBS	VOL FT3
		H	W	D		
KC10822FFF	12486	29	110	23	435	40
KC9022NNN	10405	29	92	23	372	33
KC10820FFF	11351	29	110	21	412	36
KC9020NNN	9460	29	92	21	337	30

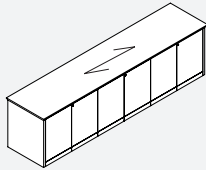
KC-XX • Full Storage Credenza with 2 Sets of Storage Cabinets



PRODUCT CODE	PRICE	SIZE (INCHES)			WEIGHT LBS	VOL FT3
		H	W	D		
KC7222GG	5267	29	74	23	277	27
KC6022MM	4829	29	62	23	232	22
KC7220GG	5017	29	74	21	253	24
KC6020MM	4389	29	62	21	209	20

• For Aluminum Framed Glass Door option, please contact Customer Service.

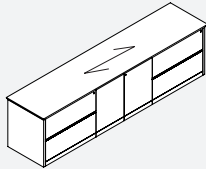
KC-XXX • Full Storage Credenza with 3 Sets of Storage Cabinets



PRODUCT CODE	PRICE	SIZE (INCHES)			WEIGHT LBS	VOL FT3
		H	W	D		
KC10822GGG	9956	29	110	23	348	40
KC9022MMM	8295	29	92	23	302	33
KC10820GGG	9050	29	110	21	278	36
KC9020MMM	7493	29	92	21	228	30

• For Aluminum Framed Glass Door option, please contact Customer Service.

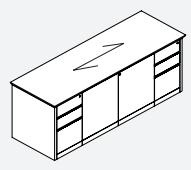
KC-XXX • Full Storage Credenza with Lat. File, Storage Cabinet & Lat. File



PRODUCT CODE	PRICE	SIZE (INCHES)			WEIGHT LBS	VOL FT3
		H	W	D		
KC10822FGF	11644	29	110	23	348	40
KC9022NMN	9703	29	92	23	302	33
KC10820FGF	10584	29	110	21	278	36
KC9020NMN	8820	29	92	21	228	30

• For Aluminum Framed Glass Door option, please contact Customer Service.

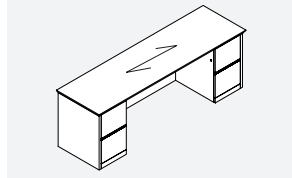
KC-XXX • Full Storage Credenza with BBF, Storage Cabinet & BBF



PRODUCT CODE	PRICE	SIZE (INCHES)			WEIGHT LBS	VOL FT3
		H	W	D		
KC7222DGD	6508	29	74	23	319	29
KC6022DMD	5966	29	62	23	266	24
KC7220DGD	6196	29	74	21	298	24
KC6020DMD	5423	29	62	21	246	20

• For Aluminum Framed Glass Door option, please contact Customer Service.

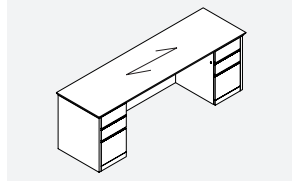
KCK-EE • Double Pedestal Credenza with FF on Left and FF on Right



PRODUCT CODE	PRICE	SIZE (INCHES)			WEIGHT LBS	VOL FT3
		H	W	D		
KCK8422EE	6801	29	86	23	320	34
KCK7822EE	6316	29	80	23	298	31
KCK7222EE	5831	29	74	23	280	29
KCK6622EE	5742	29	68	23	257	27
KCK6022EE	5344	29	62	23	233	24
KCK8420EE	6480	29	86	21	307	28
KCK7820EE	6016	29	80	21	285	26
KCK7220EE	5553	29	74	21	267	24
KCK6620EE	5090	29	68	21	244	22
KCK6020EE	4629	29	62	21	220	20

- Full Height Back Panel
- Knee Space

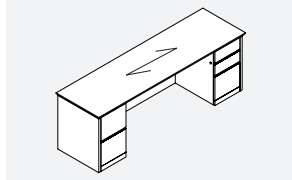
KCK-DD • Double Pedestal Credenza with BBF on Left & BBF on Right



PRODUCT CODE	PRICE	SIZE (INCHES)			WEIGHT LBS	VOL FT3
		H	W	D		
KCK8422DD	6801	29	86	23	320	34
KCK7822DD	6316	29	80	23	298	31
KCK7222DD	5831	29	74	23	280	29
KCK6622DD	5742	29	68	23	257	27
KCK6022DD	5344	29	62	23	233	24
KCK8420DD	6480	29	86	21	307	28
KCK7820DD	6016	29	80	21	285	26
KCK7220DD	5553	29	74	21	267	24
KCK6620DD	5090	29	68	21	244	22
KCK6020DD	4629	29	62	21	220	20

- Full Height Back Panel
- Knee Space

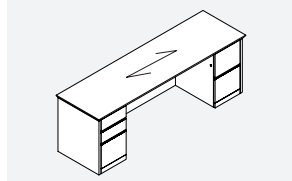
KCK-ED • Double Pedestal Credenza with FF on Left & BBF on Right



PRODUCT CODE	PRICE	SIZE (INCHES)			WEIGHT LBS	VOL FT3
		H	W	D		
KCK8422ED	6801	29	86	23	320	34
KCK7822ED	6316	29	80	23	298	31
KCK7222ED	5831	29	74	23	280	29
KCK6622ED	5742	29	68	23	257	27
KCK6022ED	5344	29	62	23	233	24
KCK8420ED	6480	29	86	21	307	28
KCK7820ED	6016	29	80	21	285	26
KCK7220ED	5553	29	74	21	267	24
KCK6620ED	5090	29	68	21	244	22
KCK6020ED	4629	29	62	21	220	20

- Full Height Back Panel
- Knee Space

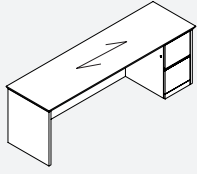
KCK-DE • Double Pedestal Credenza with BBF on Left & FF on Right



PRODUCT CODE	PRICE	SIZE (INCHES)			WEIGHT LBS	VOL FT3
		H	W	D		
KCK8422DE	6801	29	86	23	320	34
KCK7822DE	6316	29	80	23	298	31
KCK7222DE	5831	29	74	23	280	29
KCK6622DE	5742	29	68	23	257	27
KCK6022DE	5344	29	62	23	233	24
KCK8420DE	6480	29	86	21	307	28
KCK7820DE	6016	29	80	21	285	26
KCK7220DE	5553	29	74	21	267	24
KCK6620DE	5090	29	68	21	244	22
KCK6020DE	4629	29	62	21	220	20

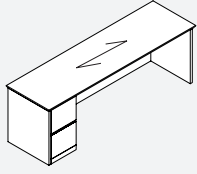
- Full Height Back Panel
- Knee Space

KCR-E • Single Pedestal Credenza with FF on Right



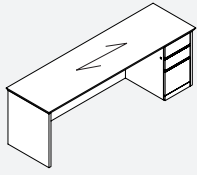
PRODUCT CODE	PRICE	SIZE (INCHES)			WEIGHT LBS	VOL FT ³
		H	W	D		
KCR8422E	5143	29	86	23	286	34
KCR7822E	4775	29	80	23	265	31
KCR7222E	4406	29	74	23	250	29
KCR6622E	4242	29	68	23	229	27
KCR6022E	3858	29	62	23	208	24
KCR8420E	4898	29	86	21	273	28
KCR7820E	4552	29	80	21	252	26
KCR7220E	4199	29	74	21	237	24
KCR6620E	4038	29	68	21	216	22
KCR6020E	3675	29	62	21	195	20

KCL-E • Single Pedestal Credenza with FF on Left



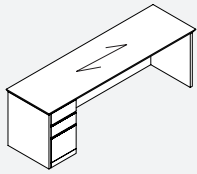
PRODUCT CODE	PRICE	SIZE (INCHES)			WEIGHT LBS	VOL FT ³
		H	W	D		
KCL8422E	5143	29	86	23	286	34
KCL7822E	4775	29	80	23	265	31
KCL7222E	4406	29	74	23	250	29
KCL6622E	4242	29	68	23	229	27
KCL6022E	3858	29	62	23	208	24
KCL8420E	4898	29	86	21	273	28
KCL7820E	4552	29	80	21	252	26
KCL7220E	4199	29	74	21	237	24
KCL6620E	4038	29	68	21	216	22
KCL6020E	3675	29	62	21	195	20

KCR-D • Single Pedestal Credenza with BBF on Right



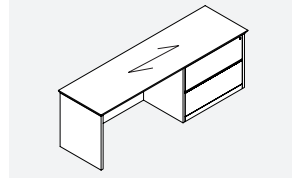
PRODUCT CODE	PRICE	SIZE (INCHES)			WEIGHT LBS	VOL FT ³
		H	W	D		
KCR8422D	5143	29	86	23	286	34
KCR7822D	4775	29	80	23	265	31
KCR7222D	4406	29	74	23	250	29
KCR6622D	4242	29	68	23	229	27
KCR6022D	3858	29	62	23	208	24
KCR8420D	4898	29	86	21	273	28
KCR7820D	4552	29	80	21	252	26
KCR7220D	4199	29	74	21	237	24
KCR6620D	4038	29	68	21	216	22
KCR6020D	3675	29	62	21	195	20

KCL-D • Single Pedestal Credenza with BBF on Left



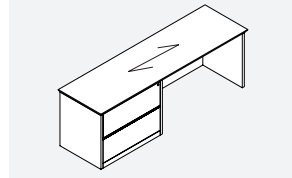
PRODUCT CODE	PRICE	SIZE (INCHES)			WEIGHT LBS	VOL FT ³
		H	W	D		
KCL8422D	5143	29	86	23	286	34
KCL7822D	4775	29	80	23	265	31
KCL7222D	4406	29	74	23	250	29
KCL6622D	4242	29	68	23	229	27
KCL6022D	3858	29	62	23	208	24
KCL8420D	4898	29	86	21	273	28
KCL7820D	4552	29	80	21	252	26
KCL7220D	4199	29	74	21	237	24
KCL6620D	4038	29	68	21	216	22
KCL6020D	3675	29	62	21	195	20

KCR-F • Single Pedestal Credenza with 36" Lat. File on Right



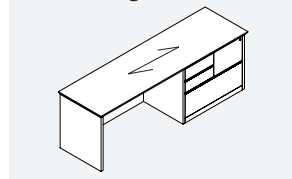
PRODUCT CODE	PRICE	SIZE (INCHES)			WEIGHT LBS	VOL FT3
		H	W	D		
KCR8422F	5976	29	86	23	266	31
KCR7822F	5550	29	80	23	245	29
KCR7222F	5123	29	74	23	230	27
KCR6622F	4932	29	68	23	209	24
KCR6022F	4476	29	62	23	188	22
KCR8420F	5690	29	86	21	253	28
KCR7820F	5281	29	80	21	233	26
KCR7220F	4876	29	74	21	218	24
KCR6620F	4697	29	68	21	197	22
KCR6020F	4264	29	62	21	176	20

KCL-F • Single Pedestal Credenza with 36" Lat. File on Left



PRODUCT CODE	PRICE	SIZE (INCHES)			WEIGHT LBS	VOL FT3
		H	W	D		
KCL8422F	5976	29	86	23	266	31
KCL7822F	5550	29	80	23	245	29
KCL7222F	5123	29	74	23	230	27
KCL6622F	4932	29	68	23	209	24
KCL6022F	4476	29	62	23	188	22
KCL8420F	5690	29	86	21	253	28
KCL7820F	5281	29	80	21	233	26
KCL7220F	4876	29	74	21	218	24
KCL6620F	4697	29	68	21	197	22
KCL6020F	4264	29	62	21	176	20

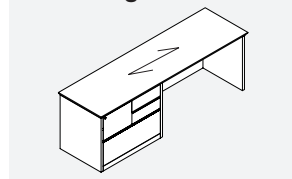
KCR-Z • Single Pedestal Credenza with Combination Storage on Right



PRODUCT CODE	PRICE	SIZE (INCHES)			WEIGHT LBS	VOL FT3
		H	W	D		
KCR8422Z	6524	29	86	23	309	31
KCR7822Z	6060	29	80	23	287	29
KCR7222Z	5595	29	74	23	270	27
KCR6622Z	5382	29	68	23	248	24
KCR6022Z	4897	29	62	23	225	22
KCR8420Z	6217	29	86	21	296	28
KCR7820Z	5772	29	80	21	274	26
KCR7220Z	5077	29	74	21	257	24
KCR6620Z	5127	29	68	21	235	22
KCR6020Z	4661	29	62	21	212	20

• Modular Combination Storage with 1 Lat. File, 2 Boxes Top Left & 1 File Top Right

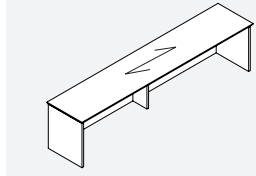
KCL-Z • Single Pedestal Credenza with Combination Storage on Left



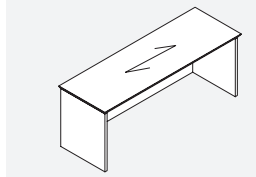
PRODUCT CODE	PRICE	SIZE (INCHES)			WEIGHT LBS	VOL FT3
		H	W	D		
KCL8422Z	6524	29	86	23	309	31
KCL7822Z	6060	29	80	23	287	29
KCL7222Z	5595	29	74	23	270	27
KCL6622Z	5382	29	68	23	248	24
KCL6022Z	4897	29	62	23	225	22
KCL8420Z	6217	29	86	21	296	28
KCL7820Z	5772	29	80	21	274	26
KCL7220Z	5077	29	74	21	257	24
KCL6620Z	5127	29	68	21	235	22
KCL6020Z	4661	29	62	21	212	20

• Modular Combination Storage with 1 Lat. File, 1 File Top Left & 2 Boxes Top Right

KC • Credenza Shell with Full Back Panel



FOR SIZES 96" AND LARGER



FOR SIZES LESS THAN 96"

PRODUCT CODE	PRICE	SIZE (INCHES)			WEIGHT LBS	VOL FT3
		H	W	D		
KC10822	4128	29	108	23	323	41
KC10222	3898	29	104	23	305	38
KC9622	3672	29	98	23	287	35
KC9022	3277	29	92	23	269	33
KC8422	3214	29	86	23	251	31
KC7822	2982	29	80	23	233	29
KC7222	2756	29	74	23	215	27
KC6622	2651	29	68	23	197	24
KC6022	2410	29	62	23	179	22
KC5422	2283	29	56	23	161	20
KC4822	2158	29	50	23	143	18
KC4222	1826	29	44	23	125	16
KC10820	3936	29	108	21	309	36
KC10220	3717	29	104	21	291	34
KC9620	3499	29	98	21	273	32
KC9020	3282	29	92	21	255	30
KC8420	3061	29	86	21	237	28
KC7820	2842	29	80	21	219	26
KC7220	2620	29	74	21	206	24
KC6620	2523	29	68	21	188	22
KC6020	2296	29	62	21	169	20
KC5420	2173	29	56	21	147	18
KC4820	2053	29	50	21	101	16
KC4220	1739	29	44	21	86	14

CORNERS AND COMPONENTS • TECHNICAL INFORMATION

Corners

- All units are shipped assembled.
- Unit includes grommets shown and installed horizontal wire management.
- Corner Units and Extended Corner Units must be used exclusively with Linking Bridges and Linking Returns

Linking Bridge

- Handed by recessed end panel.

Extended Corner Table

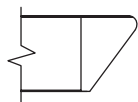
- No molding on back sides.

Linking Return

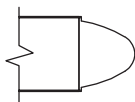
- Unit includes grommets shown and installed horizontal wire management.
- Handed by full end panel.

Table

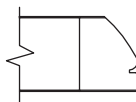
- Unit includes grommets shown and installed horizontal wire management.



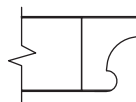
K16



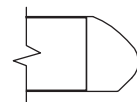
K18



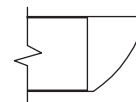
K21



K22



K29



K30

CORNERS AND COMPONENTS • GUIDELINES FOR ORDERING PRODUCT

CODES: The price list uses a numbering system with meaningful alphanumeric characters to create a simple-to-understand product number. This makes specifying the product easy and accurate.

SPECIFICATION EXAMPLE OF A CORNER UNIT

PRODUCT CODE:

KE484824

K = Kingston Series

E = Corner Table with Straight Front

4848 = Size: Width x Depth

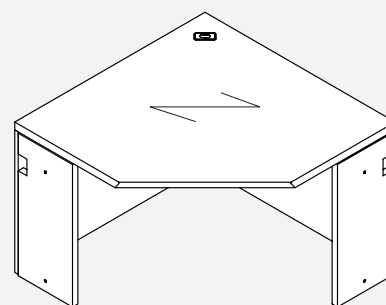
24 = Linking Bridge Depth Size

FINISH: Choose Finish

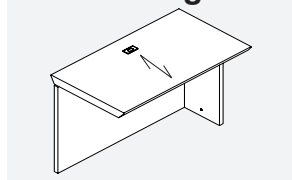
EDGE: Choose Profile

For Grommet Location see Page A.10

NOTE: Arrow indicates direction of grain.



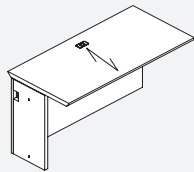
KBT-NLR • Right Linking Bridge to join Corner Worksurface to Desk or Credenza



PRODUCT CODE	PRICE	SIZE (INCHES)			WEIGHT LBS	VOL FT ³
		H	W	D		
KBT6022NLR CG	2273	29	60	24	145	24
KBT5422NLR CG	2045	29	54	24	131	22
KBT4822NLR CG	1817	29	48	24	116	19
KBT4222NLR CG	1471	29	42	24	102	17
KBT3622NLR CG	1337	29	36	24	87	15
KBT3022NLR CG	1306	29	30	24	73	12
KBT6020NLR CG	2162	29	60	22	131	22
KBT5420NLR CG	1948	29	54	22	118	20
KBT4820NLR CG	1730	29	48	22	110	18
KBT4220NLR CG	1399	29	42	22	95	16
KBT3620NLR CG	1272	29	36	22	80	13
KBT3020NLR CG	1242	29	30	22	65	11

- With Full Back Panel

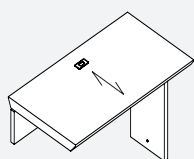
KBT-NLL • Left Linking Bridge to join Corner Worksurface to Desk or Credenza



PRODUCT CODE	PRICE	SIZE (INCHES)			WEIGHT LBS	VOL FT ³
		H	W	D		
KBT6022NLLCG	2273	29	60	24	145	24
KBT5422NLLCG	2045	29	54	24	131	22
KBT4822NLLCG	1817	29	48	24	116	19
KBT4222NLLCG	1471	29	42	24	102	17
KBT3622NLLCG	1337	29	36	24	87	15
KBT3022NLLCG	1306	29	30	24	73	12
KBT6020NLLCG	2162	29	60	22	131	22
KBT5420NLLCG	1948	29	54	22	118	20
KBT4820NLLCG	1730	29	48	22	110	18
KBT4220NLLCG	1399	29	42	22	95	16
KBT3620NLLCG	1272	29	36	22	80	13
KBT3020NLLCG	1242	29	30	22	65	11

• With Full Back Panel

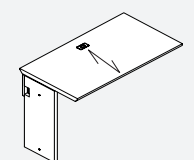
KBT-NLR-Q8 • Right Linking Bridge to join Corner Worksurface to Desk or Credenza



PRODUCT CODE	PRICE	SIZE (INCHES)			WEIGHT LBS	VOL FT ³
		H	W	D		
KBT6022NLRQ8CG	2045	9.5	60	24	145	24
KBT5422NLRQ8CG	1843	9.5	54	24	131	22
KBT4822NLRQ8CG	1638	9.5	48	24	116	19
KBT4222NLRQ8CG	1323	9.5	42	24	102	17
KBT3622NLRQ8CG	1202	9.5	36	24	87	15
KBT3022NLRQ8CG	1177	9.5	30	24	73	12
KBT6020NLRQ8CG	1948	9.5	60	22	131	22
KBT5420NLRQ8CG	1753	9.5	54	22	118	20
KBT4820NLRQ8CG	1559	9.5	48	22	110	18
KBT4220NLRQ8CG	1261	9.5	42	22	95	16
KBT3620NLRQ8CG	1145	9.5	36	22	80	13
KBT3020NLRQ8CG	1121	9.5	30	22	65	11

• With 8" Back Panel

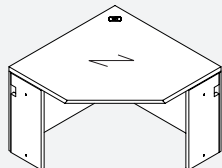
KBT-NLL-Q8 • Left Linking Bridge to join Corner Worksurface to Desk or Credenza



PRODUCT CODE	PRICE	SIZE (INCHES)			WEIGHT LBS	VOL FT ³
		H	W	D		
KBT6022NLLQ8CG	2045	9.5	60	24	145	24
KBT5422NLLQ8CG	1843	9.5	54	24	131	22
KBT4822NLLQ8CG	1638	9.5	48	24	116	19
KBT4222NLLQ8CG	1323	9.5	42	24	102	17
KBT3622NLLQ8CG	1202	9.5	36	24	87	15
KBT3022NLLQ8CG	1177	9.5	30	24	73	12
KBT6020NLLQ8CG	1948	9.5	60	22	131	22
KBT5420NLLQ8CG	1753	9.5	54	22	118	20
KBT4820NLLQ8CG	1559	9.5	48	22	110	18
KBT4220NLLQ8CG	1261	9.5	42	22	95	16
KBT3620NLLQ8CG	1145	9.5	36	22	80	13
KBT3020NLLQ8CG	1121	9.5	30	22	65	11

• With 8" Back Panel

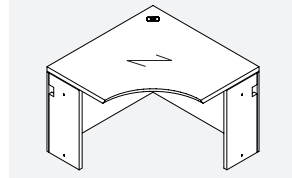
KE • Corner Table to be used with Linking Returns & Linking Bridges



PRODUCT CODE	PRICE	SIZE (INCHES)			WEIGHT LBS	VOL FT ³
		H	W	D		
KE484822	3268	29	48	48	201	39
KE424222	2507	29	42	42	155	30
KE363622	2382	29	36	36	135	22
KE484820	3268	29	48	48	196	39
KE424220	2507	29	42	42	150	30
KE363620	2382	29	36	36	130	22

• With 2 Recessed End Panels

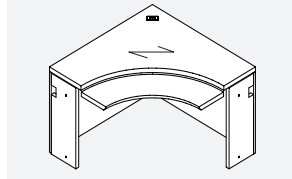
KEK • Corner Table to be used with Linking Returns & Linking Bridges



PRODUCT CODE	PRICE	SIZE (INCHES)			WEIGHT LBS	VOL FT ³
		H	W	D		
KEK484822	3763	29	48	48	201	39
KEK424222	2881	29	42	42	155	30
KEK363622	2736	29	36	36	135	22
KEK484820	3763	29	48	48	196	39
KEK424220	2881	29	42	42	150	30
KEK363620	2736	29	36	36	130	22

• With 2 Recessed End Panels and Inner Curve

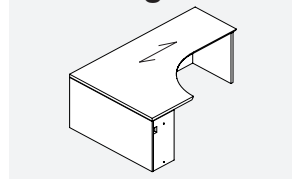
KEKS • Corner Table to be used with Linking Returns & Linking Bridges



PRODUCT CODE	PRICE	SIZE (INCHES)			WEIGHT LBS	VOL FT ³
		H	W	D		
KEKS484822	6249	29	48	48	201	39
KEKS424222	5235	29	42	42	155	30
KEKS363622	5067	29	36	36	135	22
KEKS484820	6249	29	48	48	196	39
KEKS424220	5235	29	42	42	150	30
KEKS363620	5067	29	36	36	130	22

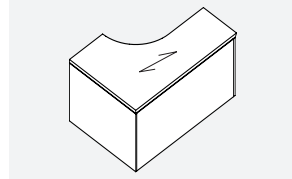
• With 2 Recessed End Panels and Inner Curve
• Adj. Keyboard Tray and an Articulating Arm

KEKR • Right Extended Corner Table with 24" Return Connection



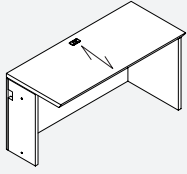
PRODUCT CODE	PRICE	SIZE (INCHES)			WEIGHT LBS	VOL FT ³
		H	W	D		
KEKR489622	5853	29	97	48	387	77
KEKR489022	5526	29	91	48	363	73
KEKR488422	5462	29	85	48	338	68
KEKR487822	5434	29	79	48	314	63
KEKR487222	5162	29	73	48	290	58
KEKR486622	4813	29	67	48	266	52
KEKR486022	4250	29	61	48	242	48

KEKL • Left Extended Corner Table with 24" Return Connection



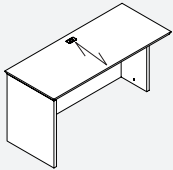
PRODUCT CODE	PRICE	SIZE (INCHES)			WEIGHT LBS	VOL FT ³
		H	W	D		
KEKL964822	5853	29	97	48	387	77
KEKL904822	5526	29	91	48	363	73
KEKL844822	5462	29	85	48	338	68
KEKL784822	5434	29	79	48	314	63
KEKL724822	5162	29	73	48	290	58
KEKL664822	4813	29	67	48	266	52
KEKL604822	4250	29	61	48	242	48

KVR • Right Linking Return to be used with Corner Unit

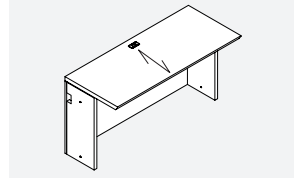


PRODUCT CODE	PRICE	SIZE (INCHES)			WEIGHT LBS	VOL FT ³
		H	W	D		
KVR9622CG	3764	29	97	23	200	39
KVR9022CG	3531	29	91	23	187	36
KVR8422CG	3296	29	85	23	174	34
KVR7822CG	3060	29	79	23	162	31
KVR7222CG	2825	29	71	23	149	29
KVR6622CG	2650	29	67	23	141	27
KVR6022CG	2476	29	61	23	132	24
KVR5422CG	2338	29	55	23	121	22
KVR4822CG	2195	29	49	23	115	19
KVR4222CG	1851	29	43	23	99	17
KVR3622CG	1786	29	37	23	83	15
KVR3022CG	1753	29	31	23	77	12
KVR2422CG	1470	29	25	23	61	10
KVR9620CG	3587	29	97	21	187	39
KVR9020CG	3361	29	91	21	175	36
KVR8420CG	3139	29	85	21	163	34
KVR7820CG	2913	29	79	21	152	31
KVR7220CG	2693	29	73	21	140	29
KVR6620CG	2523	29	67	21	133	27
KVR6020CG	2360	29	61	21	125	24
KVR5420CG	2224	29	55	21	113	22
KVR4820CG	2090	29	49	21	110	19
KVR4220CG	1763	29	43	21	95	17
KVR3620CG	1697	29	37	21	80	15
KVR3020CG	1670	29	31	21	75	12
KVR2420CG	1399	29	25	21	60	10

KVL • Left Linking Return to be used with Corner Unit



PRODUCT CODE	PRICE	SIZE (INCHES)			WEIGHT LBS	VOL FT ³
		H	W	D		
KVL9622CG	3764	29	97	23	200	39
KVL9022CG	3531	29	91	23	187	36
KVL8422CG	3296	29	85	23	174	34
KVL7822CG	3060	29	79	23	162	31
KVL7222CG	2825	29	71	23	149	29
KVL6622CG	2650	29	67	23	141	27
KVL6022CG	2476	29	61	23	132	24
KVL5422CG	2338	29	55	23	121	22
KVL4822CG	2195	29	49	23	115	19
KVL4222CG	1851	29	43	23	99	17
KVL3622CG	1786	29	37	23	83	15
KVL3022CG	1753	29	31	23	77	12
KVL2422CG	1470	29	25	23	61	10
KVL9620CG	3587	29	97	21	187	39
KVL9020CG	3361	29	91	21	175	36
KVL8420CG	3139	29	85	21	163	34
KVL7820CG	2913	29	79	21	152	31
KVL7220CG	2693	29	73	21	140	29
KVL6620CG	2523	29	67	21	133	27
KVL6020CG	2360	29	61	21	125	24
KVL5420CG	2224	29	55	21	113	22
KVL4820CG	2090	29	49	21	110	19
KVL4220CG	1763	29	43	21	95	17
KVL3620CG	1697	29	37	21	80	15
KVL3020CG	1670	29	31	21	75	12
KVL2420CG	1399	29	25	21	60	10

KV • Centre Surface with Recessed End Panels

PRODUCT CODE	PRICE	SIZE (INCHES)			WEIGHT LBS	VOL FT ³
		H	W	D		
KV9622CG	3678	29	96	24	197	39
KV9022CG	3451	29	90	24	185	36
KV8422CG	3219	29	84	24	173	34
KV7822CG	2988	29	78	24	160	31
KV7222CG	2758	29	72	24	145	29
KV6622CG	2583	29	66	24	136	27
KV6022CG	2412	29	60	24	123	24
KV5422CG	2273	29	54	24	119	22
KV4822CG	2132	29	48	24	107	19
KV4222CG	1962	29	42	24	91	17
KV3622CG	1786	29	36	24	76	15
KV3022CG	1685	29	30	24	70	12
KV2422CG	1416	29	24	24	53	10
KV9620CG	3506	29	96	22	181	35
KV9020CG	3288	29	90	22	169	33
KV8420CG	3066	29	84	22	157	31
KV7820CG	2846	29	78	22	145	29
KV7220CG	2628	29	72	22	133	27
KV6620CG	2463	29	66	22	126	24
KV6020CG	2298	29	60	22	118	22
KV5420CG	2162	29	54	22	111	20
KV4820CG	2027	29	48	22	103	18
KV4220CG	1697	29	42	22	88	16
KV3620CG	1638	29	36	22	73	13
KV3020CG	1605	29	30	22	68	11
KV2420CG	1345	29	24	22	52	9

MODULAR STORAGE • TECHNICAL INFORMATION

- All storage components are shipped assembled.
- Components 28" high are intended for use with a Desk, Credenza or Return Shell
- Backs on 28" high Pedestals and Cabinets are unfinished. If finished back is required, please see Page H.2.
- If a profiled Top is required, please see section "Freestanding Storage".
- If Handle is specified:
 - Black and Brass Handle = Black Lock & Grommet.
 - Silver, Nickel and Tungsten Handle = Tungsten Lock & Grommet.
- If Handle is not specified Routed Pull, Black Lock & Grommet are standard.

MODULAR STORAGE • GUIDELINES FOR ORDERING PRODUCT

CODES: The price list uses a numbering system with meaningful alphanumeric characters to create a simple-to-understand product number. This makes specifying the product easy and accurate.

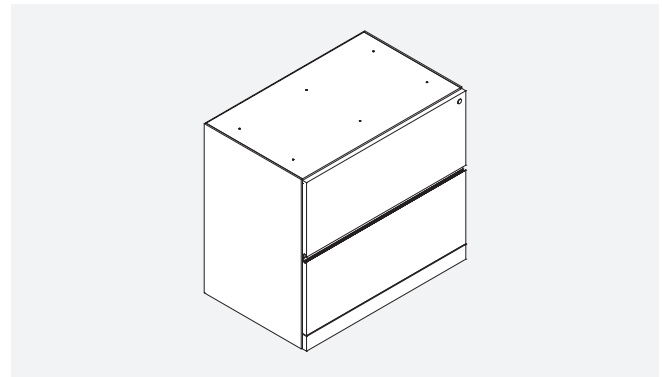
SPECIFICATION EXAMPLE OF A LATERAL FILE UNIT

PRODUCT CODE:

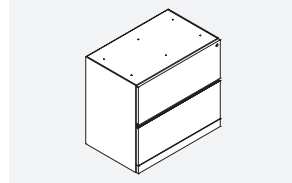
KWF
 K = Kingston Series
 W = Modular/Freestanding Unit
 F = 35" wide Lateral File

FINISH: Choose Finish

HANDLE: Choose Handle



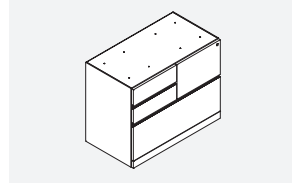
KW-F/N • Modular Lateral File



PRODUCT CODE	PRICE	SIZE (INCHES)			WEIGHT LBS	VOL FT3
		H	W	D		
KWF	2662	28	35.1	19	115	11
KWN	2325	28	30	19	96	9
KWF.5	2662	28	34.5	19	115	11

- Units with ".5" at end of code are intended to be used if a Full Storage Credenza is to be created. For Single Pedestal installations either style can be used.

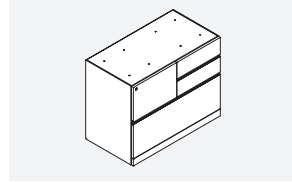
KWZR • Modular Combination Storage



PRODUCT CODE	PRICE	SIZE (INCHES)			WEIGHT LBS	VOL FT3
		H	W	D		
KWZR	3089	28	35.1	19	115	11
KWZR.5	3089	28	34.5	19	115	11

- Modular Combination Storage with 1 Lat. File, 2 Boxes Top Left & 1 File Top Right
- Units with ".5" at end of code are intended to be used if a Full Storage Credenza is to be created. For Single Pedestal installations either style can be used.

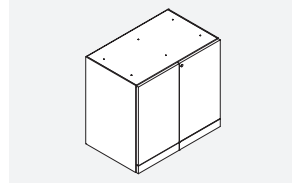
KWZL • Modular Combination Storage



PRODUCT CODE	PRICE	SIZE (INCHES)			WEIGHT LBS	VOL FT3
		H	W	D		
KWZL	3089	28	35.1	19	115	11
KWZL.5	3089	28	34.5	19	115	11

- Modular Combination Storage with 1 Lat. File, 1 File Top Left & 2 Boxes Top Right
- Units with ".5" at end of code are intended to be used if a Full Storage Credenza is to be created. For Single Pedestal installations either style can be used.

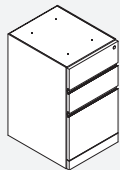
KW-G/M • Modular Storage Cabinet with Doors



PRODUCT CODE	PRICE	SIZE (INCHES)			WEIGHT LBS	VOL FT3
		H	W	D		
KWG	1855	28	35.1	19	115	11
KWM	1562	29	30	19	96	9
KWG.5	1855	28	34.5	19	115	11

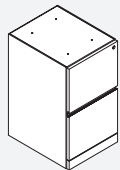
- Storage with 1 Adj. Shelf
- Units with ".5" at end of code are intended to be used if a Full Storage Credenza is to be created. For Single Pedestal installations either style can be used.

KW-D • Modular BBF Pedestal



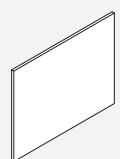
PRODUCT CODE	PRICE	SIZE (INCHES)			WEIGHT LBS	VOL FT ³
		H	W	D		
KWWD (Letter Width)	2053	28	15.6	23	72	6
KWD (Letter Width)	1789	28	15.6	19	70	5
KWWLD (Legal Width)	2465	28	18.5	23	85	7
KWLD (Legal Width)	2145	28	18.5	19	83	6

KW-E • Modular FF Pedestal



PRODUCT CODE	PRICE	SIZE (INCHES)			WEIGHT LBS	VOL FT ³
		H	W	D		
KWWE (Letter Width)	2053	28	15.6	23	72	6
KWE (Letter Width)	1789	28	15.6	19	70	5
KWWLE (Legal Width)	2465	28	18.5	23	85	7
KWLE (Legal Width)	2145	28	18.5	19	83	6

KBA • Finished Back for Modular Pedestal



PRODUCT CODE	PRICE	SIZE (INCHES)			WEIGHT LBS	VOL FT ³
		H	W	D		
KBA36	386	27.5	35	0.8	8	2
KBA30	320	27.5	30	0.8	10	2
KBA18	186	27.5	18.5	0.8	15	3
KBA15	161	27.5	15.5	0.8	18	3

HUTCHES & WALL MOUNT STORAGE • TECHNICAL INFORMATION

Hutches

- All Hutches are shipped assembled.
- Handles can be specified for hutches with wood doors
- Handles cannot be specified on Aluminum Framed Glass Doors.
- Frosted glass door is standard. White back painted clear glass is available, please contact Customer Service.

- For Lock option see Page K.9
- **Tasklight**
For proper size see section A.16

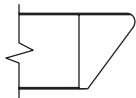
Closed Pigeon Hole Storage Hutch

- 42" unit has 21.5" of clearance.

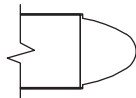
- If Handle is specified:
 - Black and Brass Handle = Black Lock & Grommet.
 - Silver, Nickel and Tungsten Handle = Tungsten Lock & Grommet.

Closed Storage Hutch

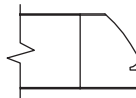
- 36" unit has 19.5" of clearance.
- 42" and 54" units have 25.5" of clearance.



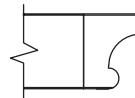
K16



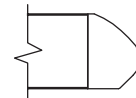
K18



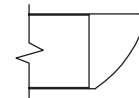
K21



K22



K29



K30

HUTCHES & WALL MOUNT STORAGE • GUIDELINES FOR ORDERING PRODUCT

CODES: The price list uses a numbering system with meaningful alphanumeric characters to create a simple-to-understand product number. This makes specifying the product easy and accurate.

SPECIFICATION EXAMPLE OF A HUTCH UNIT

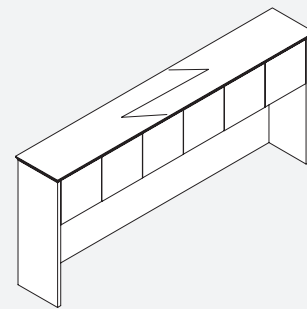
PRODUCT CODE:

K102SH42
 K = Kingston Series
 102 = Size: Width
 SH = Hutch with Wood Doors
 42 = Size: Height

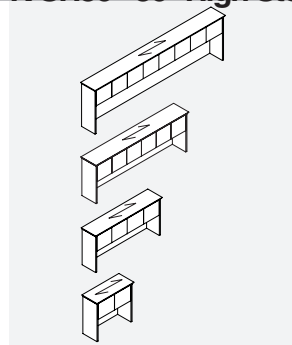
FINISH: Choose Finish

HANDLE: Choose Handle

NOTE: Arrow indicates direction of grain.

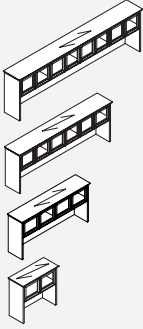


K-SH36 • 36" High Storage Hutch with Wood Doors



PRODUCT CODE	PRICE	SIZE (INCHES)			WEIGHT LBS	VOL FT3
		H	W	D		
K108SH36	6064	36	110	16	268	34
K102SH36	5728	36	104	16	254	32
K96SH36	5302	36	98	16	241	30
K90SH36	5051	36	92	16	227	28
K84SH36	4715	36	86	16	214	26
K78SH36	4380	36	80	16	200	24
K72SH36	4041	36	74	16	187	23
K66SH36	3889	36	68	16	173	21
K60SH36	3706	36	62	16	160	19
K36SH36	2526	36	38	16	94	11
K30SH36	2210	36	32	16	78	9

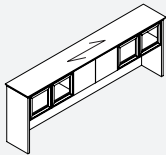
K-SH36G • 36" High Storage Hutch with Glass Doors



PRODUCT CODE	PRICE	SIZE (INCHES)			WEIGHT LBS	VOL FT ³
		H	W	D		
K108SH36G	8821	36	110	16	268	34
K102SH36G	7917	36	104	16	254	32
K96SH36G	7549	36	98	16	241	30
K90SH36G	7179	36	92	16	227	28
K84SH36G	6815	36	86	16	214	26
K78SH36G	6450	36	80	16	200	24
K72SH36G	5525	36	74	16	187	23
K66SH36G	5374	36	68	16	173	21
K60SH36G	5101	36	62	16	160	19
K36SH36G	3259	36	38	16	94	11
K30SH36G	2907	36	32	16	78	9

- Aluminum Framed Glass Doors

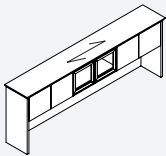
K-SH36GDG • 36" High Storage Hutch with Glass & Wood Doors



PRODUCT CODE	PRICE	SIZE (INCHES)			WEIGHT LBS	VOL FT ³
		H	W	D		
K102SH36GDG	7120	36	104	16	254	32
K96SH36GDG	6782	36	98	16	241	30
K90SH36GDG	6445	36	92	16	227	28
K84SH36GDG	5820	36	86	16	214	26

- Wood Doors at Centre and Aluminum Framed Glass Doors at Ends

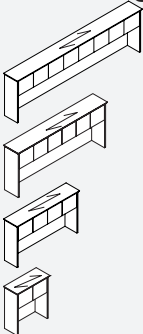
K-SH36DGD • 36" High Storage Hutch with Glass & Wood Doors



PRODUCT CODE	PRICE	SIZE (INCHES)			WEIGHT LBS	VOL FT ³
		H	W	D		
K102SH36DGD	6421	36	104	16	254	32
K96SH36DGD	5909	36	98	16	241	30
K90SH36DGD	5745	36	92	16	227	28
K84SH36DGD	5410	36	86	16	214	26

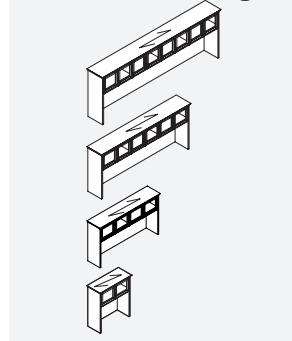
- Aluminum Framed Glass Doors at Centre and Wood Doors at Ends

K-SH42 • 42" High Storage Hutch with Wood Doors



PRODUCT CODE	PRICE	SIZE (INCHES)			WEIGHT LBS	VOL FT ³
		H	W	D		
K108SH42	7073	43	110	16	307	39
K102SH42	6677	43	104	16	290	37
K96SH42	6289	43	98	16	273	35
K90SH42	5895	43	92	16	256	33
K84SH42	5501	43	86	16	239	31
K78SH42	5110	43	80	16	222	28
K72SH42	4715	43	74	16	205	26
K66SH42	4539	43	68	16	188	24
K60SH42	4323	43	62	16	171	22
K36SH42	2950	43	38	16	102	13
K30SH42	2580	43	32	16	85	11

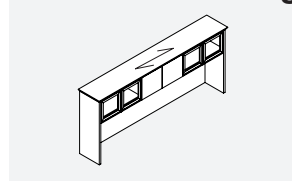
K-SH42G • 42" High Storage Hutch with Glass Doors



PRODUCT CODE	PRICE	SIZE (INCHES)			WEIGHT LBS	VOL FT3
		H	W	D		
K108SH42G	9831	43	110	16	307	39
K102SH42G	8869	43	104	16	290	37
K96SH42G	8446	43	98	16	273	35
K90SH42G	8021	43	92	16	256	33
K84SH42G	7600	43	86	16	239	31
K78SH42G	7178	43	80	16	222	38
K72SH42G	6199	43	74	16	205	26
K66SH42G	5979	43	68	16	188	24
K60SH42G	5766	43	62	16	171	22
K36SH42G	3685	43	38	16	102	13
K30SH42G	3276	43	32	16	85	11

- Aluminum Framed Glass Doors

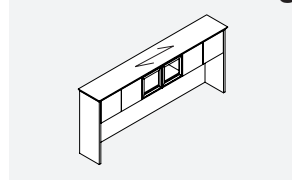
K-SH42GDG • 42" High Storage Hutch with Glass & Wood Doors



PRODUCT CODE	PRICE	SIZE (INCHES)			WEIGHT LBS	VOL FT3
		H	W	D		
K102SH42GDG	9253	43	104	16	290	37
K96SH42GDG	8709	43	98	16	273	35
K90SH42GDG	8164	43	92	16	256	33
K84SH42GDG	7619	43	86	16	239	31

- Wood Doors at Centre and Aluminum Framed Glass Doors at Ends

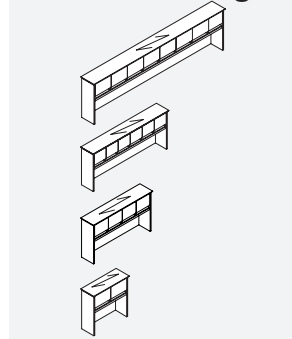
K-SH42DGD • 42" High Storage Hutch with Glass & Wood Doors



PRODUCT CODE	PRICE	SIZE (INCHES)			WEIGHT LBS	VOL FT3
		H	W	D		
K102SH42DGD	7745	43	104	16	290	37
K96SH42DGD	6981	43	98	16	273	35
K90SH42DGD	6588	43	92	16	256	33
K84SH42DGD	6199	43	86	16	239	31

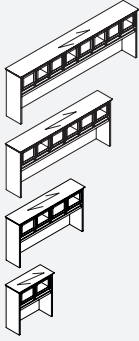
- Aluminum Framed Glass Doors at Centre and Wood Doors at Ends

K-SHP42 • 42" High Storage Hutch with Pigeon-Holes & Wood Doors



PRODUCT CODE	PRICE	SIZE (INCHES)			WEIGHT LBS	VOL FT3
		H	W	D		
K108SHP42	8487	43	110	16	307	39
K102SHP42	8016	43	104	16	290	37
K96SHP42	7544	43	98	16	273	35
K90SHP42	7073	43	92	16	256	33
K84SHP42	6601	43	86	16	239	31
K78SHP42	6127	43	80	16	222	38
K72SHP42	5657	43	74	16	205	26
K66SHP42	5448	43	68	16	188	24
K60SHP42	5188	43	62	16	171	22
K36SHP42	3539	43	38	16	102	13
K30SHP42	3099	43	32	16	85	11

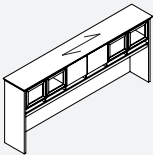
K-SHP42G • 42" High Storage Hutch with Pigeon-Holes & Glass Doors



PRODUCT CODE	PRICE	SIZE (INCHES)			WEIGHT LBS	VOL FT ³
		H	W	D		
K108SHP42G	11182	43	110	16	307	39
K102SHP42G	10151	43	104	16	290	37
K96SHP42G	9673	43	98	16	273	35
K90SHP42G	9643	43	92	16	256	33
K84SHP42G	8636	43	86	16	239	31
K78SHP42G	8143	43	80	16	222	38
K72SHP42G	7098	43	74	16	205	26
K66SHP42G	6877	43	68	16	188	24
K60SHP42G	6544	43	62	16	171	22
K36SHP42G	4250	43	38	16	102	13
K30SHP42G	3792	43	32	16	85	11

- Aluminum Framed Glass Doors

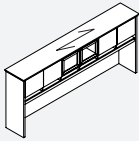
K-SHP42GDG • 42" High Storage Hutch with Pigeon-Holes, Glass & Wood Doors



PRODUCT CODE	PRICE	SIZE (INCHES)			WEIGHT LBS	VOL FT ³
		H	W	D		
K102SHP42GDG	9371	43	104	16	290	37
K96SHP42GDG	8898	43	98	16	273	35
K90SHP42GDG	8428	43	92	16	256	33
K84SHP42GDG	7579	43	86	16	239	31

- Wood Doors at Centre and Aluminum Framed Glass Doors at Ends

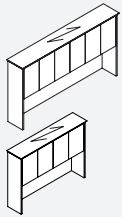
K-SHP42DGD • 42" High Storage Hutch with Pigeon-Holes, Glass & Wood Doors



PRODUCT CODE	PRICE	SIZE (INCHES)			WEIGHT LBS	VOL FT ³
		H	W	D		
K102SHP42DGD	8711	43	104	16	290	37
K96SHP42DGD	7830	43	98	16	273	35
K90SHP42DGD	7467	43	92	16	256	33
K84SHP42DGD	7279	43	86	16	239	31

- Aluminum Framed Glass Doors at Centre and Wood Doors at Ends

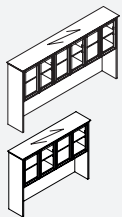
K-2SH54 • 54" High Storage Hutch with Wood Doors



PRODUCT CODE	PRICE	SIZE (INCHES)			WEIGHT LBS	VOL FT ³
		H	W	D		
K962SH54	8085	55	98	16	351	45
K902SH54	7579	55	92	16	329	42
K842SH54	7073	55	86	16	307	39
K782SH54	6568	55	80	16	285	37
K722SH54	6061	55	74	16	263	34
K662SH54	5836	55	68	16	241	31
K602SH54	5557	55	62	16	219	28

- With Adj. Shelf

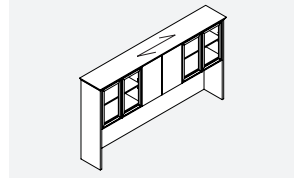
K-2SH54G • 54" High Storage Hutch with Glass Doors



PRODUCT CODE	PRICE	SIZE (INCHES)			WEIGHT LBS	VOL FT ³
		H	W	D		
K962SH54G	10787	55	98	16	351	45
K902SH54G	10047	55	92	16	329	42
K842SH54G	9303	55	86	16	307	39
K782SH54G	8558	55	80	16	285	37
K722SH54G	7817	55	74	16	263	34
K662SH54G	7536	55	68	16	241	31
K602SH54G	7203	55	62	16	219	28

- Aluminum Framed Glass Doors
- With Adj. Shelf

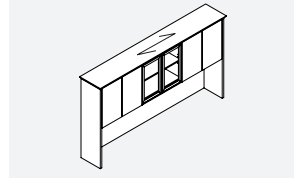
K-2SH54GDG • 54" High Storage Hutch with Glass & Wood Doors



PRODUCT CODE	PRICE	SIZE (INCHES)			WEIGHT LBS	VOL FT3
		H	W	D		
K962SH54GDG	9730	55	98	16	351	45
K902SH54GDG	9224	55	92	16	329	42
K842SH54GDG	8719	55	86	16	307	39

- Wood Doors at Centre and Aluminum Framed Glass Doors at Ends
- With Adj. Shelf

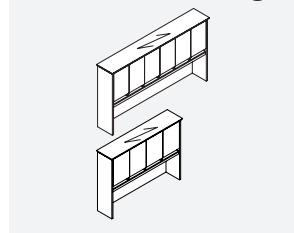
K-2SH54DGD • 54" High Storage Hutch with Glass & Wood Doors



PRODUCT CODE	PRICE	SIZE (INCHES)			WEIGHT LBS	VOL FT3
		H	W	D		
K962SH54DGD	8906	55	98	16	351	45
K902SH54DGD	8401	55	92	16	329	42
K842SH54DGD	7897	55	86	16	307	39

- Aluminum Framed Glass Doors at Centre and Wood Doors at Ends
- With Adj. Shelf

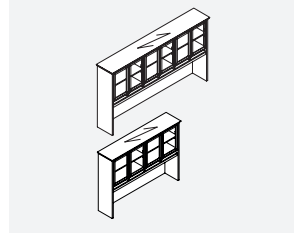
K-2SHP54 • 54" High Storage Hutch with Pigeon-Holes & Wood Doors



PRODUCT CODE	PRICE	SIZE (INCHES)			WEIGHT LBS	VOL FT3
		H	W	D		
K962SHP54	9703	55	98	16	351	45
K902SHP54	9092	55	92	16	329	42
K842SHP54	8483	55	86	16	307	39
K782SHP54	8483	55	80	16	285	37
K722SHP54	7274	55	74	16	263	34
K662SHP54	7004	55	68	16	241	31
K602SHP54	6672	55	62	16	219	28

- With Adj. Shelf

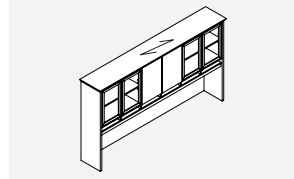
K-2SHP54G • 54" High Storage Hutch with Pigeon-Holes & Glass Doors



PRODUCT CODE	PRICE	SIZE (INCHES)			WEIGHT LBS	VOL FT3
		H	W	D		
K962SHP54G	12406	55	98	16	351	45
K902SHP54G	11562	55	92	16	329	42
K842SHP54G	10714	55	86	16	307	39
K782SHP54G	9875	55	80	16	285	37
K722SHP54G	9030	55	74	16	263	34
K662SHP54G	8707	55	68	16	241	31
K602SHP54G	8317	55	62	16	219	28

- Aluminum Framed Glass Doors
- With Adj. Shelf

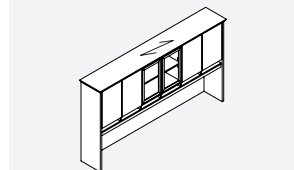
K-2SHP54GDG • 54" High Storage Hutch with Pigeon-Holes, Glass & Wood Doors



PRODUCT CODE	PRICE	SIZE (INCHES)			WEIGHT LBS	VOL FT3
		H	W	D		
K962SHP54GDG	10526	55	98	16	351	45
K902SHP54GDG	9918	55	92	16	329	42
K842SHP54GDG	9308	55	86	16	307	39

- Wood Doors at Centre and Aluminum Framed Glass Doors at Ends
- With Adj. Shelf

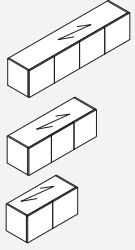
K-2SHP54DGD • 54" High Storage Hutch with Pigeon-Holes, Glass & Wood Doors



PRODUCT CODE	PRICE	SIZE (INCHES)			WEIGHT LBS	VOL FT3
		H	W	D		
K962SHP54DGD	11348	55	98	16	351	45
K902SHP54DGD	10739	55	92	16	329	42
K842SHP54DGD	10133	55	86	16	307	39

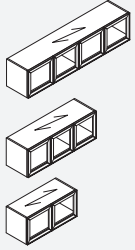
- Aluminum Framed Glass Doors at Centre and Wood Doors at Ends
- With Adj. Shelf

CSF • Wall Mount Storage with Wood Doors



PRODUCT CODE	PRICE	SIZE (INCHES)			WEIGHT LBS	VOL FT3
		H	W	D		
CSF72	2569	16.5	72	15.5	100	10
CSF66	2356	16.5	66	15.5	83	9
CSF60	2138	16.5	60	15.5	75	8
CSF54	1924	16.5	54	15.5	68	7
CSF48	1713	16.5	48	15.5	60	7
CSF42	1571	16.5	42	15.5	55	6
CSF36	1542	16.5	36	15.5	50	5
CSF30	1516	16.5	30	15.5	45	4

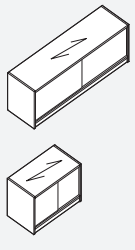
CSF-G • Wall Mount Storage with Glass Doors



PRODUCT CODE	PRICE	SIZE (INCHES)			WEIGHT LBS	VOL FT3
		H	W	D		
CSF72G	3969	16.5	72	15.5	100	10
CSF66G	3688	16.5	66	15.5	83	9
CSF60G	3457	16.5	60	15.5	75	8
CSF54G	3098	16.5	54	15.5	68	7
CSF48G	2735	16.5	48	15.5	60	7
CSF42G	2428	16.5	42	15.5	55	6
CSF36G	2244	16.5	36	15.5	50	5
CSF30G	2178	16.5	30	15.5	45	4

• Aluminum Framed Glass Doors

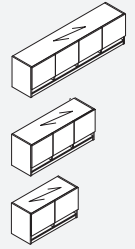
CSF-GSL • Wall Mount Storage with Sliding Glass Doors



PRODUCT CODE	PRICE	SIZE (INCHES)			WEIGHT LBS	VOL FT3
		H	W	D		
CSF72GSL	3969	16.5	72	18	100	10
CSF66GSL	3688	16.5	66	18	83	9
CSF60GSL	3457	16.5	60	18	75	8
CSF54GSL	3098	16.5	54	18	68	7
CSF48GSL	2735	16.5	48	18	60	7
CSF42GSL	2428	16.5	42	18	55	6
CSF36GSL	2244	16.5	36	18	50	5
CSF30GSL	2178	16.5	30	18	45	4

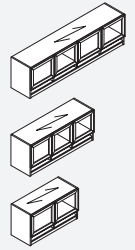
• Frameless Sliding Glass Doors

CSFP • Wall Mount Storage with Pigeon-Holes & Wood Doors



PRODUCT CODE	PRICE	SIZE (INCHES)			WEIGHT LBS	VOL FT3
		H	W	D		
CSFP72	3081	20	72	15.5	100	12
CSFP66	2824	20	66	15.5	83	11
CSFP60	2570	20	60	15.5	75	10
CSFP54	2311	20	54	15.5	68	9
CSFP48	2052	20	48	15.5	60	8
CSFP42	1950	20	42	15.5	55	7
CSFP36	1849	20	36	15.5	50	6
CSFP30	1819	20	30	15.5	45	5

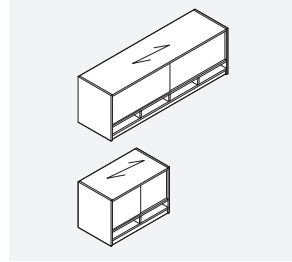
CSFP-G • Wall Mount Storage with Pigeon-Holes & Glass Doors



PRODUCT CODE	PRICE	SIZE (INCHES)			WEIGHT LBS	VOL FT3
		H	W	D		
CSFP72G	4369	20	72	15.5	100	12
CSFP66G	4178	20	66	15.5	83	11
CSFP60G	3849	20	60	15.5	75	10
CSFP54G	3589	20	54	15.5	68	9
CSFP48G	3046	20	48	15.5	60	8
CSFP42G	2653	20	42	15.5	55	7
CSFP36G	2531	20	36	15.5	50	6
CSFP30G	2464	20	30	15.5	45	5

• Aluminum Framed Glass Doors

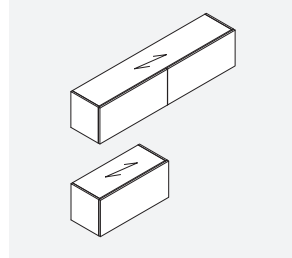
CSFP-GSL • Wall Mount Storage with Pigeon-Holes & Sliding Glass Doors



PRODUCT CODE	PRICE	SIZE (INCHES)			WEIGHT LBS	VOL FT3
		H	W	D		
CSFP72GSL	4369	20	72	18	100	12
CSFP66GSL	4178	20	66	18	83	11
CSFP60GSL	3849	20	60	18	75	10
CSFP54GSL	3589	20	54	18	68	9
CSFP48GSL	3046	20	48	18	60	8
CSFP42GSL	2653	20	42	18	55	7
CSFP36GSL	2531	20	36	18	50	6
CSFP30GSL	2464	20	30	18	45	5

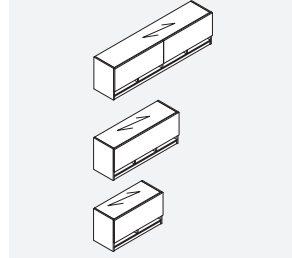
• Frameless Sliding Glass Doors

CSFF • Wall Mount Storage with Wood Flipper Doors



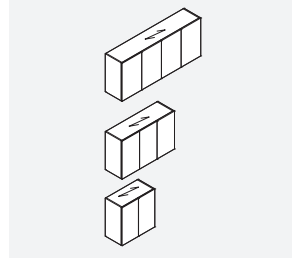
PRODUCT CODE	PRICE	SIZE (INCHES)			WEIGHT LBS	VOL FT3
		H	W	D		
CSFF72	2781	16.5	72	15.5	100	10
CSFF66	2550	16.5	66	15.5	83	9
CSFF60	2316	16.5	60	15.5	75	8
CSFF54	2086	16.5	54	15.5	68	7
CSFF48	1856	16.5	48	15.5	60	7
CSFF42	1720	16.5	42	15.5	55	6
CSFF36	1689	16.5	36	15.5	50	5
CSFF30	1662	16.5	30	15.5	45	4

CSFFP • Wall Mount Storage with Pigeon-Holes & Wood Flipper Doors



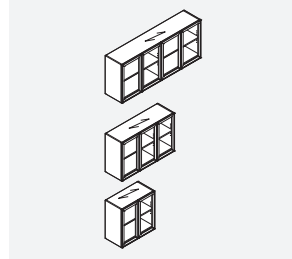
PRODUCT CODE	PRICE	SIZE (INCHES)			WEIGHT LBS	VOL FT3
		H	W	D		
CSFFP72	3340	20	72	15.5	100	12
CSFFP66	3059	20	66	15.5	83	11
CSFFP60	2783	20	60	15.5	75	10
CSFFP54	2503	20	54	15.5	68	9
CSFFP48	2225	20	48	15.5	60	8
CSFFP42	2064	20	42	15.5	55	7
CSFFP36	2027	20	36	15.5	50	6
CSFFP30	1991	20	30	15.5	45	5

CSF-H30 • Double High Wall Mount Storage



PRODUCT CODE	PRICE	SIZE (INCHES)			WEIGHT LBS	VOL FT3
		H	W	D		
CSF72H30	4960	30	72	15.5	140	17
CSF66H30	4552	30	66	15.5	116	15.5
CSF60H30	4128	30	60	15.5	105	14
CSF54H30	3716	30	54	15.5	95	12.5
CSF48H30	3306	30	48	15.5	85	11.5
CSF42H30	3034	30	42	15.5	77	10
CSF36H30	2978	30	36	15.5	70	8.5
CSF30H30	2926	30	30	15.5	63	7

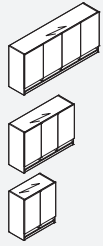
CSF-H30G • Double High Wall Mount Storage with Glass Doors



PRODUCT CODE	PRICE	SIZE (INCHES)			WEIGHT LBS	VOL FT3
		H	W	D		
CSF72H30G	7214	30	72	15.5	140	17
CSF66H30G	7119	30	66	15.5	116	15.5
CSF60H30G	6676	30	60	15.5	105	14
CSF54H30G	5979	30	54	15.5	95	12.5
CSF48H30G	5280	30	48	15.5	85	11.5
CSF42H30G	4689	30	42	15.5	77	10
CSF36H30G	4334	30	36	15.5	70	8.5
CSF30H30G	4206	30	30	15.5	63	7

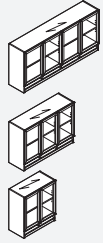
• Aluminum Framed Glass Doors

CSFP-H34 • Double High Wall Mount Storage with Pigeon-Holes



PRODUCT CODE	PRICE	SIZE (INCHES)			WEIGHT LBS	VOL FT ³
		H	W	D		
CSFP72H34	5394	34	72	15.5	140	17
CSFP66H34	4943	34	66	15.5	116	15.5
CSFP60H34	4500	34	60	15.5	105	14
CSFP54H34	4047	34	54	15.5	95	12.5
CSFP48H34	3594	34	48	15.5	85	11.5
CSFP42H34	3416	34	42	15.5	77	10
CSFP36H34	3241	34	36	15.5	70	8.5
CSFP30H34	3187	34	30	15.5	63	7

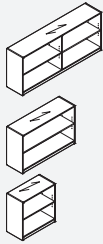
CSFP-H34G • Double High Wall Mount Storage with Pigeon-Holes & Glass Doors



PRODUCT CODE	PRICE	SIZE (INCHES)			WEIGHT LBS	VOL FT ³
		H	W	D		
CSFP72H34G	7652	34	72	15.5	140	17
CSFP66H34G	7315	34	66	15.5	116	15.5
CSFP60H34G	6738	34	60	15.5	105	14
CSFP54H34G	6284	34	54	15.5	95	12.5
CSFP48H34G	5334	34	48	15.5	85	11.5
CSFP42H34G	4645	34	42	15.5	77	10
CSFP36H34G	4431	34	36	15.5	70	8.5
CSFP30H34G	4313	34	30	15.5	63	7

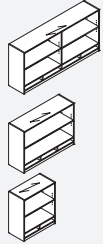
• Aluminum Framed Glass Doors

CSFO-H30 • Double High Open Wall Mount Storage



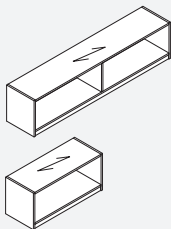
PRODUCT CODE	PRICE	SIZE (INCHES)			WEIGHT LBS	VOL FT ³
		H	W	D		
CSFO72H30	4026	30	72	14.5	140	17
CSFO66H30	3699	30	66	14.5	116	15.5
CSFO60H30	3358	30	60	14.5	105	14
CSFO54H30	3027	30	54	14.5	95	12.5
CSFO48H30	2695	30	48	14.5	85	11.5
CSFO42H30	2481	30	42	14.5	77	10
CSFO36H30	2451	30	36	14.5	70	8.5
CSFO30H30	2405	30	30	14.5	63	7

CSFOP-H34 • Double High Open Wall Mount Storage with Pigeon-Holes



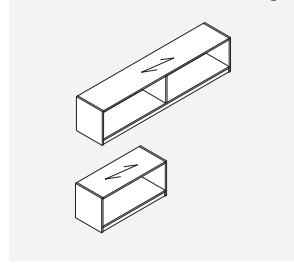
PRODUCT CODE	PRICE	SIZE (INCHES)			WEIGHT LBS	VOL FT ³
		H	W	D		
CSFOP72H34	4384	34	72	14.5	140	17
CSFOP66H34	4022	34	66	14.5	116	15.5
CSFOP60H34	3653	34	60	14.5	105	14
CSFOP54H34	3292	34	54	14.5	95	12.5
CSFOP48H34	2922	34	48	14.5	85	11.5
CSFOP42H34	2741	34	42	14.5	77	10
CSFOP36H34	2660	34	36	14.5	70	8.5
CSFOP30H34	2620	34	30	14.5	63	7

CSFO • Open Wall Mount Storage



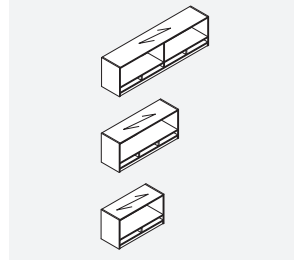
PRODUCT CODE	PRICE	SIZE (INCHES)			WEIGHT LBS	VOL FT ³
		H	W	D		
CSFO72	2086	16.5	72	14.5	100	10
CSFO66	1915	16.5	66	14.5	83	9
CSFO60	1739	16.5	60	14.5	75	8
CSFO54	1569	16.5	54	14.5	68	7
CSFO48	1394	16.5	48	14.5	60	7
CSFO42	1285	16.5	42	14.5	55	6
CSFO36	1268	16.5	36	14.5	50	5
CSFO30	1245	16.5	30	14.5	45	4

CSFOD16 • 16" Deep Open Wall Mount Storage



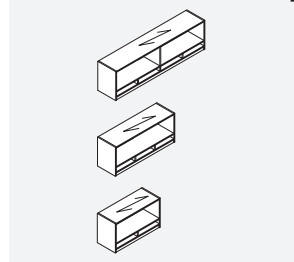
PRODUCT CODE	PRICE	SIZE (INCHES)			WEIGHT LBS	VOL FT3
		H	W	D		
CSF072D16	2321	16.5	72	16	100	10
CSF066D16	2154	16.5	66	16	83	9
CSF060D16	1986	16.5	60	16	75	8
CSF054D16	1817	16.5	54	16	68	7
CSF048D16	1649	16.5	48	16	60	7
CSF042D16	1543	16.5	42	16	55	6
CSF036D16	1528	16.5	36	16	50	5
CSF030D16	1504	16.5	30	16	45	4

CSFOP • Open Wall Mount Storage with Pigeon-Holes



PRODUCT CODE	PRICE	SIZE (INCHES)			WEIGHT LBS	VOL FT3
		H	W	D		
CSFOP72	2504	19.5	72	14.5	100	12
CSFOP66	2297	19.5	66	14.5	83	11
CSFOP60	2088	19.5	60	14.5	75	10
CSFOP54	1879	19.5	54	14.5	68	9
CSFOP48	1669	19.5	48	14.5	60	8
CSFOP42	1566	19.5	42	14.5	55	7
CSFOP36	1519	19.5	36	14.5	50	6
CSFOP30	1496	19.5	30	14.5	45	5

CSFOPD16 • 16" Deep Open Wall Mount Storage with Pigeon-Holes



PRODUCT CODE	PRICE	SIZE (INCHES)			WEIGHT LBS	VOL FT3
		H	W	D		
CSFOP72D16	2808	19.5	72	16	100	12
CSFOP66D16	2600	19.5	66	16	83	11
CSFOP60D16	2390	19.5	60	16	75	10
CSFOP54D16	2182	19.5	54	16	68	9
CSFOP48D16	1975	19.5	48	16	60	8
CSFOP42D16	1872	19.5	42	16	55	7
CSFOP36D16	1823	19.5	36	16	50	6
CSFOP30D16	1800	19.5	30	16	45	5

FREESTANDING STORAGE • TECHNICAL INFORMATION

Pedestals

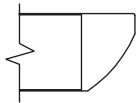
- All units are shipped assembled.
- Standard face locking.

Combination Storage

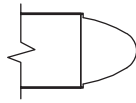
- All units are shipped assembled.
- No modifications accepted for this unit.
- Box drawers do not lock.
- Standard face locking.

Storage Cabinets

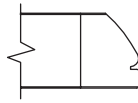
- Units include adjustable shelves.
- If Handle is specified:
 - Black and Brass Handle = Black Lock & Grommet.
 - Silver, Nickel and Tungsten Handle = Tungsten Lock & Grommet.
- If Handle is not specified Routed Pull, Black Lock & Grommet are standard.



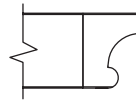
K16



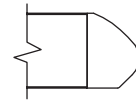
K18



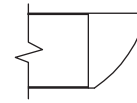
K21



K22



K29



K30

FREESTANDING STORAGE • GUIDELINES FOR ORDERING PRODUCT

CODES: The price list uses a numbering system with meaningful alphanumeric characters to create a simple-to-understand product number. This makes specifying the product easy and accurate.

SPECIFICATION EXAMPLE OF A FREESTANDING UNIT

PRODUCT CODE:

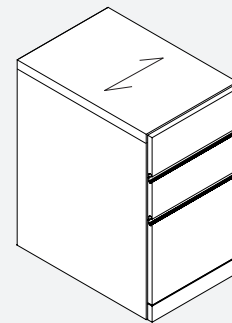
- KWDM
- K = Kingston Series
- W = Modular/Freestanding Unit
- D = Box, Box, File
- M = Mobile

FINISH: Choose Finish

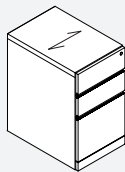
EDGE: Choose Edge

HANDLE: Choose Handle

NOTE: Arrow indicates direction of grain.

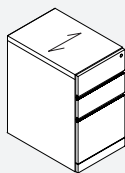


KWDB/WWDB • Freestanding BFF Pedestal



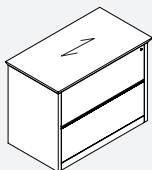
PRODUCT CODE	PRICE	SIZE (INCHES)			WEIGHT LBS	VOL FT ³
		H	W	D		
KWDB	1953	28	15.5	19.8	70	5
KWWDB	2246	28	15.5	23.8	75	5

KWDM/WWDM • Freestanding Mobile BFF Pedestal

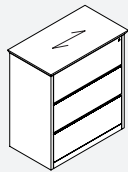


PRODUCT CODE	PRICE	SIZE (INCHES)			WEIGHT LBS	VOL FT ³
		H	W	D		
KWDM	2098	28	15.5	19.8	70	5
KWWDM	2413	28	15.5	23.8	75	6

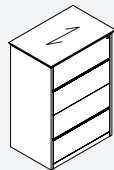
KF/N • Freestanding Lateral File



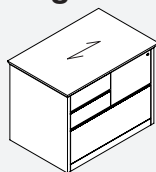
PRODUCT CODE	PRICE	SIZE (INCHES)			WEIGHT LBS	VOL FT ³
		H	W	D		
KF3622	3638	29	38	23	170	13
KF3620	3308	29	38	23	159	12
KN3022	3183	29	32.9	21	142	11
KN3020	2893	29	32.9	21	131	10

KF-3/N-3 • Freestanding Lateral File with 3 Drawers

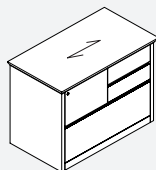
PRODUCT CODE	PRICE	SIZE (INCHES)			WEIGHT LBS	VOL FT ³
		H	W	D		
KF36223	4443	42	38	23	212	19
KF36203	4150	42	38	21	193	18
KN30223	3887	42	32.9	23	176	16
KN30203	3629	42	32.9	21	160	15

KF-4/N-4 • Freestanding Lateral File with 4 Drawers

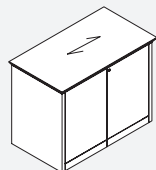
PRODUCT CODE	PRICE	SIZE (INCHES)			WEIGHT LBS	VOL FT ³
		H	W	D		
KF36224	5413	54	38	23	270	25
KF36204	5143	54	38	21	259	23
KN30224	4738	54	32.9	23	225	21
KN30204	4500	54	32.9	21	214	19

KZR • Right Combination Storage

PRODUCT CODE	PRICE	SIZE (INCHES)			WEIGHT LBS	VOL FT ³
		H	W	D		
KZR3622	3942	29	38	23	170	13
KZR3620	3757	29	38	21	160	12

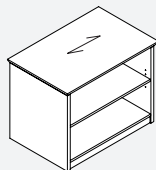
KZL • Left Combination Storage

PRODUCT CODE	PRICE	SIZE (INCHES)			WEIGHT LBS	VOL FT ³
		H	W	D		
KZL3622	3942	29	38	23	170	13
KZL3620	3757	29	38	21	160	12

KBD • Freestanding Storage Cabinet with Doors

PRODUCT CODE	PRICE	SIZE (INCHES)			WEIGHT LBS	VOL FT ³
		H	W	D		
KBD3622	2475	29	38	23	140	13
KBD3620	2357	29	38	21	129	12
KBD3022	2167	29	32.9	23	117	11
KBD3020	2059	29	32.9	21	106	10

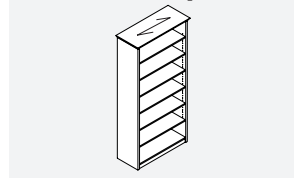
- Storage with 1 Adj. Shelf
- For Aluminum Framed Glass Doors option, please contact Customer Service.

KOB • Freestanding Open Storage Cabinet

PRODUCT CODE	PRICE	SIZE (INCHES)			WEIGHT LBS	VOL FT ³
		H	W	D		
KOB3622	1987	29	38.75	23	115	13
KOB3620	1892	29	38.75	21	104	12
KOB3022	1735	29	33.625	23	96	11
KOB3020	1649	29	33.625	21	85	10

- Storage with 1 Adj. Shelf

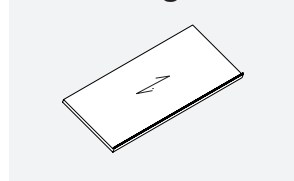
KBx-3x15 • Open Bookcase with Adj. Shelves



PRODUCT CODE	PRICE	SIZE (INCHES)			WEIGHT LBS	VOL FT ³
		H	W	D		
KB73615	3089	78	38	16	228	24
KB63615	2853	72	38	16	210	23
KB53615	2628	65	38	16	188	21
KB43615	2162	48	38	16	140	15
KB23615	1733	29	38	16	90	9
KB73015	2705	78	32.9	16	228	20
KB63015	2494	72	32.9	16	210	19
KB53015	2299	65	32.9	16	188	17
KB43015	1892	48	32.9	16	140	13
KB23015	1517	29	32.9	16	90	8

• 78" has 6 Adj. Shelves; 72" has 5 Adj. Shelves; 65" has 4 Adj. Shelves; 48" has 3 Adj. Shelves; 29" has 1 Adj. Shelf

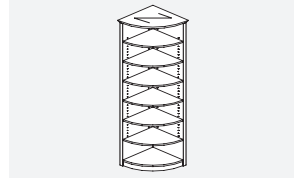
KMAG • Magazine Shelf for use with Open Bookcase



PRODUCT CODE	PRICE	SIZE (INCHES)			WEIGHT LBS	VOL FT ³
		H	W	D		
KMAG3624	184	1	36	24	112	10
KMAG3622	168	1	36	22	104	10
KMAG3620	151	1	36	20	92	9
KMAG3615	131	1	36	15	81	8
KMAG3024	154	1	30	24	94	9
KMAG3022	142	1	30	22	87	9
KMAG3020	125	1	30	20	76	8
KMAG3015	110	1	30	15	67	8

• Can be specified for each Shelf in an Open Bookcase

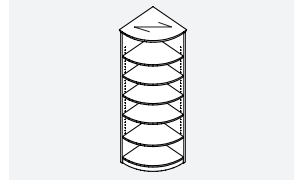
KBxR-1515 • Quarter Round Open Bookcase with Adj. Shelves



PRODUCT CODE	PRICE	SIZE (INCHES)			WEIGHT LBS	VOL FT ³
		H	W	D		
KB7R1515	2433	78	16	16	95	10
KB6R1515	2244	72	16	16	83	9
KB5R1515	2067	65	16	16	81	9
KB4R1515	1701	48	16	16	59	6
KB2R1515	1366	29	16	16	37	4

• 78" has 6 Adj. Shelves; 72" has 5 Adj. Shelves; 65" has 4 Adj. Shelves; 48" has 3 Adj. Shelves; 29" has 1 Adj. Shelf

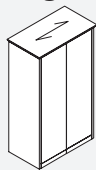
KB7R • Quarter Round Open Bookcase with Adj. Shelves



PRODUCT CODE	PRICE	SIZE (INCHES)			WEIGHT LBS	VOL FT ³
		H	W	D		
KB7R2222H84	4186	84	23	23	191	23
KB7R2222H72	3589	72	23	23	171	20
KB7R2222H65	4187	65	23	23	157	18
KB7R2020H84	3990	84	21	21	163	19
KB7R2020H72	3419	72	21	21	142	17
KB7R2020H65	3990	65	21	21	130	15

• 84" has 6 Adj. Shelves; 72" has 5 Adj. Shelves; 65" has 4 Adj. Shelves

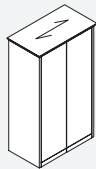
K1 • Storage Cabinet with Wood Doors & Adj. Shelves



PRODUCT CODE	PRICE	SIZE (INCHES)			WEIGHT LBS	VOL FT ³
		H	W	D		
K1D22W36H84	5812	84	38	23	304	42
K1D22W36H72	4985	72	38	23	283	33
K1D22W36H65	4566	65	38	23	259	30
K1D22W30H84	5088	84	32.9	23	304	42
K1D22W30H72	4362	72	32.9	23	283	33
K1D22W30H65	3997	65	32.9	23	259	30
K1D22W24H84	4356	84	26	23	320	28
K1D22W24H72	3735	72	26	23	255	24
K1D22W24H65	3432	65	26	23	173	22
K1D20W36H84	5541	84	38	21	297	35
K1D20W36H72	4748	72	38	21	269	30
K1D20W36H65	4352	65	38	21	245	28
K1D20W30H84	4616	84	32.9	21	257	29
K1D20W30H72	3955	72	32.9	21	233	25
K1D20W30H65	3625	65	32.9	21	202	23
K1D20W24H84	3693	84	26	21	198	23
K1D20W24H72	3166	72	26	21	179	20
K1D20W24H65	2896	65	26	21	163	18

- 84" has 5 Adj. Shelves; 72" has 4 Adj. Shelves; 65" has 4 Adj. Shelves
- For Aluminum Framed Glass Door option, please contact Customer Service.

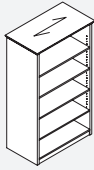
K2 • Wardrobe Cabinet with Doors, Coat Rack and Hat Shelf



PRODUCT CODE	PRICE	SIZE (INCHES)			WEIGHT LBS	VOL FT ³
		H	W	D		
K2D22W36H84	5045	84	38	23	304	42
K2D22W36H72	4324	72	38	23	283	33
K2D22W36H65	3966	65	38	23	259	30
K2D22W30H84	4413	84	32.9	23	304	42
K2D22W30H72	3782	72	32.9	23	283	33
K2D22W30H65	3466	65	32.9	23	259	30
K2D22W24H84	3782	84	26	23	320	28
K2D22W24H72	3244	72	26	23	255	24
K2D22W24H65	2971	65	26	23	173	22
K2D20W36H84	4804	84	38	21	297	35
K2D20W36H72	4118	72	38	21	269	30
K2D20W36H65	3776	65	38	21	245	28
K2D20W30H84	4005	84	32.9	21	257	29
K2D20W30H72	3433	72	32.9	21	233	25
K2D20W30H65	3144	65	32.9	21	202	23
K2D20W24H84	3201	84	26	21	198	23
K2D20W24H72	2742	72	26	21	179	20
K2D20W24H65	2515	65	26	21	163	18

- For Aluminum Framed Glass Door option, please contact Customer Service.

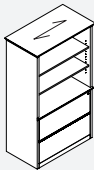
K7 • Open Bookcase with Adj. Shelves



PRODUCT CODE	PRICE	SIZE (INCHES)			WEIGHT LBS	VOL FT ³
		H	W	D		
K7D22W36H84	4654	84	38	23	331	43
K7D22W36H72	3990	72	38	23	306	36
K7D22W36H65	3655	65	38	23	281	33
K7D22W30H84	4070	84	32.9	23	280	36
K7D22W30H72	3544	72	32.9	23	255	30
K7D22W30H65	3199	65	32.9	23	234	28
K7D20W36H84	4433	84	38	21	282	36
K7D20W36H72	3801	72	38	21	257	30
K7D20W36H65	3484	65	38	21	234	28
K7D20W30H84	3692	84	32.9	21	248	29
K7D20W30H72	3164	72	32.9	21	223	25
K7D20W30H65	2899	65	32.9	21	193	23

• 84" has 6 Adj. Shelves; 72" has 5 Adj. Shelves; 65" has 4 Adj. Shelves

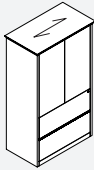
K12 • Open Cabinet with Adj. Shelves above 2 Lat. File Drawers



PRODUCT CODE	PRICE	SIZE (INCHES)			WEIGHT LBS	VOL FT ³
		H	W	D		
K12D22W36H84	6314	84	38	23	364	36
K12D22W36H72	5411	72	38	23	336	33
K12D22W36H65	4963	65	38	23	308	30
K12D22W30H84	5525	84	32.9	23	330	31
K12D22W30H72	4738	72	32.9	23	294	28
K12D22W30H65	4342	65	32.9	23	257	25
K12D20W36H84	6014	84	38	21	348	33
K12D20W36H72	5155	72	38	21	322	30
K12D20W36H65	4725	65	38	21	294	28
K12D20W30H84	5261	84	32.9	21	317	28
K12D20W30H72	4509	72	32.9	21	280	25
K12D20W30H65	3939	65	32.9	21	243	23

• 84" has 3 Adj. Shelves; 72" has 2 Adj. Shelves; 65" has 2 Adj. Shelves

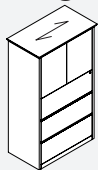
K13 • Storage Cabinet with Doors & Adj. Shelves above 2 Lat. File Drawers



PRODUCT CODE	PRICE	SIZE (INCHES)			WEIGHT LBS	VOL FT ³
		H	W	D		
K13D22W36H84	7195	84	38	23	364	36
K13D22W36H72	6167	72	38	23	341	33
K13D22W36H65	5654	65	38	23	313	30
K13D22W30H84	6295	84	32.9	23	330	31
K13D22W30H72	5397	72	32.9	23	299	28
K13D22W30H65	4947	65	32.9	23	261	25
K13D20W36H84	6853	84	38	21	365	35
K13D20W36H72	5872	72	38	21	327	30
K13D20W36H65	5382	65	38	21	299	28
K13D20W30H84	5711	84	32.9	21	305	29
K13D20W30H72	4897	72	32.9	21	285	25
K13D20W30H65	4488	65	32.9	21	247	23

• 84" has 3 Adj. Shelves; 72" has 2 Adj. Shelves; 65" has 2 Adj. Shelves
 • For Aluminum Framed Glass Door option, please contact Customer Service.

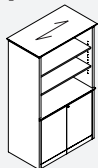
K14 • Storage Cabinet with Doors & Adj. Shelf above 3 Lat. File Drawers



PRODUCT CODE	PRICE	SIZE (INCHES)			WEIGHT LBS	VOL FT ³
		H	W	D		
K14D22W36H84	7735	84	38	23	369	42
K14D22W36H72	6629	72	38	23	346	33
K14D22W36H65	6080	65	38	23	318	30
K14D22W30H84	6767	84	32.9	23	335	35
K14D22W30H72	5800	72	32.9	23	304	28
K14D22W30H65	5319	65	32.9	23	266	25
K14D20W36H84	7367	84	38	21	370	35
K14D20W36H72	6316	72	38	21	332	30
K14D20W36H65	5790	65	38	21	304	28
K14D20W30H84	6140	84	32.9	21	310	29
K14D20W30H72	5262	72	32.9	21	290	25
K14D20W30H65	4825	65	32.9	21	252	23

- 84" has 2 Adj. Shelves; 72" has 1 Adj. Shelf; 65" has 1 Adj. Shelf
- For Aluminum Framed Glass Door option, please contact Customer Service.

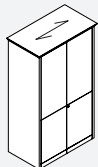
K22 • Open Storage with Adj. Shelves above Storage Cabinet



PRODUCT CODE	PRICE	SIZE (INCHES)			WEIGHT LBS	VOL FT ³
		H	W	D		
K22D22W36H84	5298	84	38	23	325	42
K22D22W36H72	4540	72	38	23	300	33
K22D22W36H65	4162	65	38	23	275	30
K22D22W30H84	4638	84	32.9	23	304	35
K22D22W30H72	3974	72	32.9	23	279	28
K22D22W30H65	3643	65	32.9	23	243	25
K22D20W36H84	5045	84	38	21	327	33
K22D20W36H72	4324	72	38	21	305	30
K22D20W36H65	3966	65	38	21	278	28
K22D20W30H84	4208	84	32.9	21	301	28
K22D20W30H72	3607	72	32.9	21	265	25
K22D20W30H65	3303	65	32.9	21	229	23

- 84" has 4 Adj. Shelves; 72" has 3 Adj. Shelves; 65" has 3 Adj. Shelves
- For Aluminum Framed Glass Door option, please contact Customer Service.

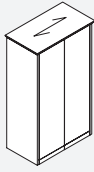
K23 • Closed Storage Cabinet with Upper & Lower Split Doors and Adj. Shelves



PRODUCT CODE	PRICE	SIZE (INCHES)			WEIGHT LBS	VOL FT ³
		H	W	D		
K23D22W36H84	6211	84	38	23	340	42
K23D22W36H72	5323	72	38	23	319	33
K23D22W36H65	4875	65	38	23	292	30
K23D22W30H84	5172	84	32.9	23	308	33
K23D22W30H72	4433	72	32.9	23	279	28
K23D22W30H65	4067	65	32.9	23	243	25
K23D20W36H84	5913	84	38	21	330	35
K23D20W36H72	5067	72	38	21	305	30
K23D20W36H65	4644	65	38	21	278	28
K23D20W30H84	4928	84	32.9	21	298	29
K23D20W30H72	4224	72	32.9	21	265	25
K23D20W30H65	3871	65	32.9	21	229	23

- Storage with 1 Fixed Shelf and 2 Adj. Shelves
- For Aluminum Framed Glass Door option, please contact Customer Service.

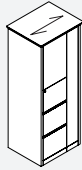
K25 • Cabinet with Doors, Storage with Adj. Shelves on Right & Wardrobe on Left



PRODUCT CODE	PRICE	SIZE (INCHES)			WEIGHT LBS	VOL FT3
		H	W	D		
K25D22W36H84	6521	84	38	23	348	42
K25D22W36H72	5591	72	38	23	319	33
K25D22W36H65	5123	65	38	23	292	30
K25D22W30H84	5706	84	32.9	23	307	35
K25D22W30H72	4891	72	32.9	23	279	28
K25D22W30H65	4481	65	32.9	23	243	25
K25D22W24H84	4890	84	26	23	254	28
K25D22W24H72	4191	72	26	23	213	24
K25D22W24H65	3839	65	26	23	195	22
K25D20W36H84	6208	84	38	21	330	35
K25D20W36H72	5320	72	38	21	305	30
K25D20W36H65	4876	65	38	21	278	28
K25D20W30H84	5173	84	32.9	21	300	29
K25D20W30H72	4434	72	32.9	21	265	25
K25D20W30H65	4067	65	32.9	21	229	23
K25D20W24H84	4139	84	26	21	235	28
K25D20W24H72	3549	72	26	21	203	24
K25D20W24H65	3255	65	26	21	185	22

- 84" has 5 Adj. Shelves; 72" has 4 Adj. Shelves; 65" has 4 Adj. Shelves
- Wardrobe with Coat Rack & Hat Shelf
- For Aluminum Framed Glass Door option, please contact Customer Server.

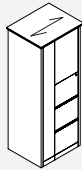
K27-R • Right Tower Unit with Wardrobe, 3 File Drawers & Storage with Adj. Shelf



PRODUCT CODE	PRICE	SIZE (INCHES)			WEIGHT LBS	VOL FT3
		H	W	D		
K27D22W24H84R	7723	84	26	23	167	24
K27D22W24H72R	6620	72	26	23	154	22
K27D22W24H65R	6071	65	26	23	141	20
K27D20W24H84R	7356	84	26	21	152	22
K27D20W24H72R	6305	72	26	21	140	20
K27D20W24H65R	5782	65	26	21	128	18

- 84" has 2 Adj. Shelves on Left; 72" has 1 Adj. Shelf on Left; 65" has 1 Adj. Shelf on Left
- Wardrobe with Coat Rack and Hat Shelf
- For Aluminum Framed Glass Door option on Left, please contact Customer Service.

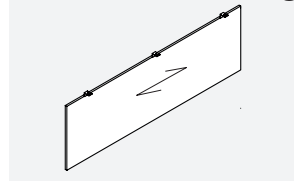
K27-L • Left Tower Unit with Wardrobe, 3 File Drawers & Storage with Adj. Shelf



PRODUCT CODE	PRICE	SIZE (INCHES)			WEIGHT LBS	VOL FT3
		H	W	D		
K27D22W24H84L	7723	84	26	23	167	24
K27D22W24H72L	6620	72	26	23	154	22
K27D22W24H65L	6071	65	26	23	141	20
K27D20W24H84L	7356	84	26	21	152	22
K27D20W24H72L	6305	72	26	21	140	20
K27D20W24H65L	5782	65	26	21	128	18

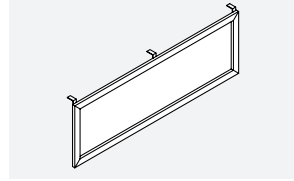
- 84" has 2 Adj. Shelves on Left; 72" has 1 Adj. Shelf on Left; 65" has 1 Adj. Shelf on Left
- Wardrobe with Coat Rack and Hat Shelf
- For Aluminum Framed Glass Door option on Right, please contact Customer Service.

CMP-W • Wood Straight Modesty Panel hanging from Top



PRODUCT CODE	PRICE	SIZE (INCHES)			WEIGHT LBS	VOL FT3
		H	W	D		
CMP72W	1195	18	67		20	1
CMP66W	1154	18	61		18	1
CMP60W	1136	18	55		16	1
CMP54W	1115	18	49		14	1
CMP48W	1099	18	43		13	1

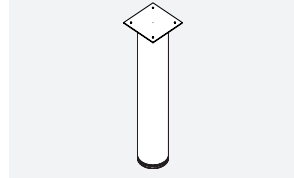
CMP-G • Glass Straight Modesty Panel hanging from Top



PRODUCT CODE	PRICE	SIZE (INCHES)			WEIGHT LBS	VOL FT3
		H	W	D		
CMP72G	2149	18	67		20	1
CMP66G	2033	18	61		18	1
CMP60G	1858	18	55		16	1
CMP54G	1731	18	49		14	1
CMP48G	1653	18	43		13	1

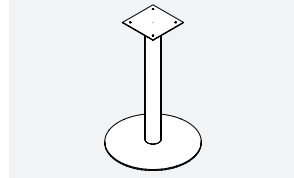
- Aluminum framed glass modesty panel with frosted glass is standard
- For white back painted glass, please contact Customer Service for pricing

SM • Metal Post Upgrade from SMO3



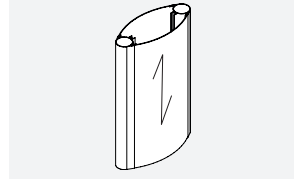
PRODUCT CODE	PRICE	SIZE (INCHES)			WEIGHT LBS	VOL FT3
		H	W	D		
SM06	303	28	6			
SM04	100	28	4			
SM03	0	28	3			

F3 • Metal Flat Plate Base Upgrade from SMO3



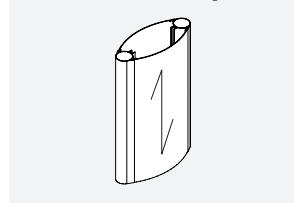
PRODUCT CODE	PRICE	SIZE (INCHES)			WEIGHT LBS	VOL FT3
		H	W	D		
F3P18	1038	28	18			

TE • Wood Elliptical Base with PVC End Caps, Upgrade from SMO3



PRODUCT CODE	PRICE	SIZE (INCHES)			WEIGHT LBS	VOL FT3
		H	W	D		
TE18	835	28	18	5		

TEL • Wood Elliptical Base with Aluminum End Caps, Upgrade from SMS4



PRODUCT CODE	PRICE	SIZE (INCHES)			WEIGHT LBS	VOL FT3
		H	W	D		
TEL18	983	28	18	5	20	2

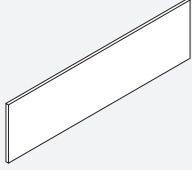
- Anodized Aluminum end caps

KV-1212-CT • Corner Filler Top



PRODUCT CODE	PRICE	SIZE (INCHES)			WEIGHT LBS	VOL FT3
		H	W	D		
KV1212CT	813	12	12	1.5	5	1

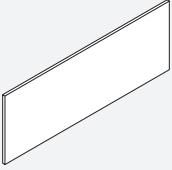
KTS • Tackboard for 36" High Non Pigeon-Hole Hutches



PRODUCT CODE	PRICE	SIZE (INCHES)			WEIGHT LBS	VOL FT3
		H	W	D		
KTS108	1024	20	105	1	23	2
KTS102	969	20	99	1	19	2
KTS96	910	20	93	1	15	1
KTS90	856	20	87	1	15	1
KTS84	802	20	81	1	14	1
KTS78	740	20	75	1	13	1
KTS72	681	20	69	1	12	1
KTS66	624	20	63	1	11	1
KTS60	571	20	57	1	10	1
KTS36	341	20	33	1	6	1
KTS30	283	20	27	1	4	1

• Factory Installed Hutch Tackboard

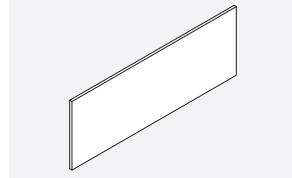
KTSP-H23 • Tackboard for 42" & 54" High Pigeon-Hole Hutches



PRODUCT CODE	PRICE	SIZE (INCHES)			WEIGHT LBS	VOL FT3
		H	W	D		
KTSP108H23	1157	23	105	1	30	2
KTSP102H23	1101	23	99	1	24	2
KTSP96H23	1030	23	93	1	20	2
KTSP90H23	966	23	87	1	20	2
KTSP84H23	901	23	81	1	18	2
KTSP78H23	837	23	75	1	17	2
KTSP72H23	777	23	69	1	16	1
KTSP66H23	706	23	63	1	14	1
KTSP60H23	647	23	57	1	13	1
KTSP36H23	385	23	33	1	8	1
KTSP30H23	320	23	27	1	5	1

• Factory Installed Hutch Tackboard

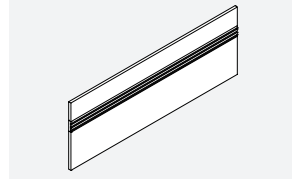
KTS-H26 • Tackboard for 42" & 54" High Non Pigeon-Hole Hutches



PRODUCT CODE	PRICE	SIZE (INCHES)			WEIGHT LBS	VOL FT ³
		H	W	D		
KTS108H26	1337	26	105	1	30	2
KTS102H26	1260	26	99	1	24	2
KTS96H26	1185	26	93	1	20	2
KTS90H26	1114	26	87	1	20	2
KTS84H26	963	26	81	1	18	2
KTS78H26	814	26	75	1	17	2
KTS72H26	740	26	69	1	16	1
KTS66H26	663	26	63	1	14	1
KTS60H26	514	26	57	1	13	1
KTS36H26	447	26	33	1	8	1
KTS30H26	371	26	27	1	5	1

- Factory Installed Hutch Tackboard

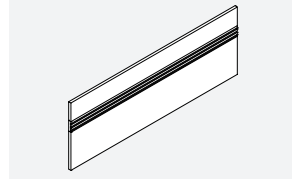
KTSAS • Tackboard with Rail for 36" High Non Pigeon-Hole Hutches



PRODUCT CODE	PRICE	SIZE (INCHES)			WEIGHT LBS	VOL FT ³
		H	W	D		
KTSAS108	1816	20	105	1	23	2
KTSAS102	1639	20	99	1	19	2
KTSAS96	1613	20	93	1	15	1
KTSAS90	1517	20	87	1	15	1
KTSAS84	1415	20	81	1	14	1
KTSAS78	1312	20	75	1	13	1
KTSAS72	1210	20	69	1	12	1
KTSAS66	1110	20	63	1	11	1
KTSAS60	1011	20	57	1	10	1
KTSAS36	604	20	33	1	6	1
KTSAS30	502	20	27	1	4	1

- Factory Installed Hutch Tackboard
- Please specify the Metal Colour: Black (E), Tungsten (K) or Designer White (DWT)

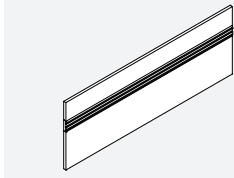
KTSPAS-H23 • Tackboard with Rail for 42" and 54" High Pigeon-Hole Hutches



PRODUCT CODE	PRICE	SIZE (INCHES)			WEIGHT LBS	VOL FT ³
		H	W	D		
KTSPAS108H23	1975	23	105	1	30	2
KTSPAS102H23	1876	23	99	1	24	2
KTSPAS96H23	1759	23	93	1	20	2
KTSPAS90H23	1647	23	87	1	20	2
KTSPAS84H23	1537	23	81	1	18	2
KTSPAS78H23	1428	23	75	1	17	2
KTSPAS72H23	1316	23	69	1	16	1
KTSPAS66H23	1208	23	63	1	14	1
KTSPAS60H23	1098	23	57	1	13	1
KTSPAS36H23	660	23	33	1	8	1
KTSPAS30H23	551	23	27	1	5	1

- Factory Installed Hutch Tackboard
- Please specify the Metal Colour: Black (E), Tungsten (K) or Designer White (DWT)

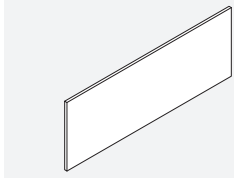
KTSAS-H26 • Tackboard with Rail for 42" & 54" High Non Pigeon-Hole Hutches



PRODUCT CODE	PRICE	SIZE (INCHES)			WEIGHT LBS	VOL FT ³
		H	W	D		
KTSAS108H26	2190	26	105	1	23	2
KTSAS102H26	2060	26	99	1	19	2
KTSAS96H26	1940	26	93	1	15	1
KTSAS90H26	1826	26	87	1	15	1
KTSAS84H26	1682	26	81	1	14	1
KTSAS78H26	1577	26	75	1	13	1
KTSAS72H26	1430	26	69	1	12	1
KTSAS66H26	1337	26	63	1	11	1
KTSAS60H26	1211	26	57	1	10	1
KTSAS36H26	725	26	33	1	6	1
KTSAS30H26	609	26	27	1	4	1

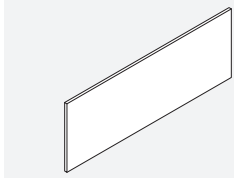
- Factory Installed Hutch Tackboard
- Please specify the Metal Colour: Black (E), Tungsten (K) or Designer White (DWT)

TS • Tackboard for 65" High Non Pigeon-Hole Wall Mount Cabinets

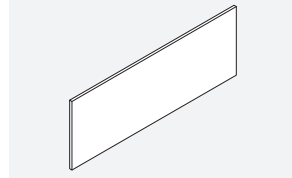


PRODUCT CODE	PRICE	SIZE (INCHES)			WEIGHT LBS	VOL FT ³
		H	W	D		
TS120	1311	19.2	120	1	26	2
TS114	1243	19.2	114	1	25	2
TS108	1178	19.2	108	1	23	2
TS102	1114	19.2	102	1	19	2
TS96	1047	19.2	96	1	17	1
TS90	983	19.2	90	1	15	1
TS84	920	19.2	84	1	14	1
TS78	850	19.2	78	1	13	1
TS72	782	19.2	72	1	12	1
TS66	717	19.2	66	1	11	1
TS60	653	19.2	60	1	10	1
TS54	590	19.2	54	1	10	1
TS48	525	19.2	48	1	10	1
TS42	459	19.2	42	1	10	1
TS36	394	19.2	36	1	8	1
TS30	329	19.2	30	1	5	1

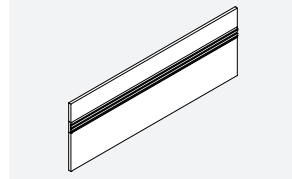
TSP-H23 • Tackboard for 72" High Pigeon-Hole Wall Mount Cabinets



PRODUCT CODE	PRICE	SIZE (INCHES)			WEIGHT LBS	VOL FT ³
		H	W	D		
TSP120H23	1481	22.3	120	1	34	2
TSP114H23	1408	22.3	114	1	32	2
TSP108H23	1329	22.3	108	1	30	2
TSP102H23	1266	22.3	102	1	24	2
TSP96H23	1183	22.3	96	1	22	2
TSP90H23	1109	22.3	90	1	20	1
TSP84H23	1035	22.3	84	1	18	1
TSP78H23	963	22.3	78	1	17	1
TSP72H23	891	22.3	72	1	16	1
TSP66H23	813	22.3	66	1	14	1
TSP60H23	762	22.3	60	1	13	1
TSP54H23	741	22.3	54	1	13	1
TSP48H23	590	22.3	48	1	13	1
TSP42H23	518	22.3	42	1	13	1
TSP36H23	444	22.3	36	1	8	1
TSP30H23	369	22.3	30	1	5	1

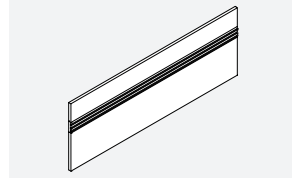
TS-H26 • Tackboard for 72" High Non Pigeon-Hole Wall Mount Cabinets

PRODUCT CODE	PRICE	SIZE (INCHES)			WEIGHT LBS	VOL FT ³
		H	W	D		
TS120H26	1705	26	120	1	32	2
TS114H26	1618	26	114	1	31	2
TS108H26	1537	26	108	1	30	2
TS102H26	1444	26	102	1	24	2
TS96H26	1365	26	96	1	22	2
TS90H26	1280	26	90	1	20	2
TS84H26	1190	26	84	1	18	2
TS78H26	1106	26	78	1	17	2
TS72H26	1020	26	72	1	16	1
TS66H26	936	26	66	1	14	1
TS60H26	850	26	60	1	13	1
TS54H26	767	26	54	1	13	1
TS48H26	679	26	48	1	13	1
TS42H26	594	26	42	1	13	1
TS36H26	509	26	36	1	8	1
TS30H26	426	26	3	1	5	1

TSAS • Tackboard with Rail for 65" High Non Pigeon-Hole Wall Mount Cabinets

PRODUCT CODE	PRICE	SIZE (INCHES)			WEIGHT LBS	VOL FT ³
		H	W	D		
TSAS120	2307	19.2	120	1	26	2
TSAS114	2192	19.2	114	1	25	2
TSAS108	2076	19.2	108	1	23	2
TSAS102	1966	19.2	102	1	19	2
TSAS96	1843	19.2	96	1	15	1
TSAS90	1734	19.2	90	1	15	1
TSAS84	1616	19.2	84	1	14	1
TSAS78	1500	19.2	78	1	13	1
TSAS72	1384	19.2	72	1	12	1
TSAS66	1268	19.2	66	1	11	1
TSAS60	1153	19.2	60	1	10	1
TSAS54	1042	19.2	54	1	10	1
TSAS48	927	19.2	48	1	10	1
TSAS42	807	19.2	42	1	10	1
TSAS36	690	19.2	36	1	6	0
TSAS30	535	19.2	30	1	4	0

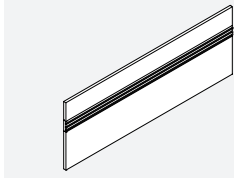
• Please specify the Metal Colour: Black (E), Tungsten (K) or Designer White (DWT)

TSPAS-H23 • Tackboard with Rail for 72" High Pigeon-Hole Wall Mount Cabinets

PRODUCT CODE	PRICE	SIZE (INCHES)			WEIGHT LBS	VOL FT ³
		H	W	D		
TSPAS120H23	2504	22.3	120	1	33	2
TSPAS114H23	2379	22.3	114	1	32	2
TSPAS108H23	2254	22.3	108	1	30	2
TSPAS102H23	2144	22.3	102	1	24	2
TSPAS96H23	2009	22.3	96	1	20	2
TSPAS90H23	1883	22.3	90	1	20	2
TSPAS84H23	1758	22.3	84	1	18	2
TSPAS78H23	1634	22.3	78	1	17	2
TSPAS72H23	1505	22.3	72	1	16	1
TSPAS66H23	1383	22.3	66	1	14	1
TSPAS60H23	1254	22.3	60	1	13	1
TSPAS54H23	1110	22.3	54	1	13	1
TSPAS48H23	1000	22.3	48	1	13	1
TSPAS42H23	880	22.3	42	1	13	1
TSPAS36H23	755	22.3	36	1	6	1
TSPAS30H23	626	22.3	30	1	4	1

• Please specify the Metal Colour: Black (E), Tungsten (K) or Designer White (DWT)

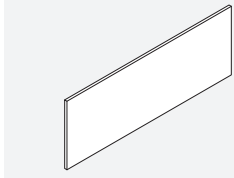
TSAS-H26 • Tackboard with Rail for 72" High Non Pigeon-Hole Wall Mount Cabinets



PRODUCT CODE	PRICE	SIZE (INCHES)			WEIGHT LBS	VOL FT3
		H	W	D		
TSAS120H26	2770	26	120	1	27	2
TSAS114H26	2630	26	114	1	25	2
TSAS108H26	2503	26	108	1	23	2
TSAS102H26	2356	26	102	1	19	2
TSAS96H26	2217	26	96	1	15	1
TSAS90H26	2086	26	90	1	15	1
TSAS84H26	1922	26	84	1	14	1
TSAS78H26	1800	26	78	1	13	1
TSAS72H26	1635	26	72	1	12	1
TSAS66H26	1528	26	66	1	11	1
TSAS60H26	1387	26	60	1	10	1
TSAS54H26	1249	26	54	1	10	1
TSAS48H26	1113	26	48	1	10	1
TSAS42H26	975	26	42	1	10	1
TSAS36H26	832	26	36	1	6	1
TSAS30H26	693	26	30	1	4	1

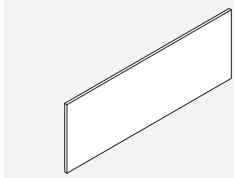
• Please specify the Metal Colour: Black (E), Tungsten (K) or Designer White (DWT)

TSP-H21 • Tackboard for 84" High Double Height Pigeon-Hole Wall Mount Cabinet

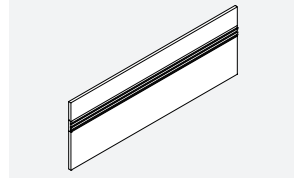


PRODUCT CODE	PRICE	SIZE (INCHES)			WEIGHT LBS	VOL FT3
		H	W	D		
TSP120H21	1375	21	120	1	35	2
TSP114H21	1307	21	114	1	32	2
TSP108H21	1238	21	108	1	30	2
TSP102H21	1170	21	102	1	24	2
TSP96H21	1098	21	96	1	20	2
TSP90H21	1033	21	90	1	20	2
TSP84H21	966	21	84	1	18	2
TSP78H21	891	21	78	1	17	2
TSP72H21	824	21	72	1	16	1
TSP66H21	752	21	66	1	14	1
TSP60H21	689	21	60	1	13	1
TSP54H21	619	21	54	1	13	1
TSP48H21	551	21	48	1	13	1
TSP42H21	482	21	42	1	6	1
TSP36H21	413	21	36	1	4	1
TSP30H21	344	21	30	1	3	1

TS-H25 • Tackboard for 84" High Double Height Non Pigeon-Hole Wall Mount Cabinet

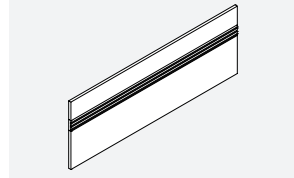


PRODUCT CODE	PRICE	SIZE (INCHES)			WEIGHT LBS	VOL FT3
		H	W	D		
TS120H25	1642	25	120	1	27	2
TS114H25	1560	25	114	1	25	2
TS108H25	1478	25	108	1	23	2
TS102H25	1389	25	102	1	19	2
TS96H25	1311	25	96	1	15	1
TS90H25	1230	25	90	1	15	1
TS84H25	1145	25	84	1	14	1
TS78H25	1063	25	78	1	13	1
TS72H25	982	25	72	1	12	1
TS66H25	903	25	66	1	11	1
TS60H25	818	25	60	1	10	1
TS54H25	738	25	54	1	10	1
TS48H25	652	25	48	1	10	1
TS42H25	572	25	42	1	10	1
TS36H25	490	25	36	1	6	1
TS30H25	408	25	30	1	4	1

TSPAS-H21 • Tackboard with Rail for 84" High Double Height Pigeon-Hole Wall Mount Cabinet

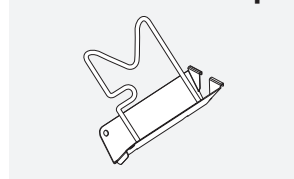
PRODUCT CODE	PRICE	SIZE (INCHES)			WEIGHT LBS	VOL FT3
		H	W	D		
TSPAS120H21	2422	21	120	1	33	2
TSPAS114H21	2301	21	114	1	32	2
TSPAS108H21	2179	21	108	1	30	2
TSPAS102H21	2066	21	102	1	24	2
TSPAS96H21	1935	21	96	1	20	2
TSPAS90H21	1821	21	90	1	20	2
TSPAS84H21	1696	21	84	1	18	2
TSPAS78H21	1575	21	78	1	17	2
TSPAS72H21	1453	21	72	1	16	1
TSPAS66H21	1332	21	66	1	14	1
TSPAS60H21	1210	21	60	1	13	1
TSPAS54H21	1095	21	54	1	13	1
TSPAS48H21	971	21	48	1	13	1
TSPAS42H21	849	21	42	1	13	1
TSPAS36H21	723	21	36	1	6	1
TSPAS30H21	562	21	30	1	4	1

• Please specify the Metal Colour: Black (E), Tungsten (K) or Designer White (DWT)

TSAS-H25 • Tackboard with Rail for 84" High Double Height Non Pigeon-Hole Wall Mount Cabinet

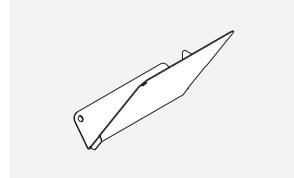
PRODUCT CODE	PRICE	SIZE (INCHES)			WEIGHT LBS	VOL FT3
		H	W	D		
TSAS120H25	2770	25	120	1	27	2
TSAS114H25	2630	25	114	1	25	2
TSAS108H25	2503	25	108	1	23	2
TSAS102H25	2356	25	102	1	19	2
TSAS96H25	2217	25	96	1	15	1
TSAS90H25	2086	25	90	1	15	1
TSAS84H25	1922	25	84	1	14	1
TSAS78H25	1800	25	78	1	13	1
TSAS72H25	1635	25	72	1	12	1
TSAS66H25	1528	25	66	1	11	1
TSAS60H25	1387	25	60	1	10	1
TSAS54H25	1249	25	54	1	10	1
TSAS48H25	1113	25	48	1	10	1
TSAS42H25	975	25	42	1	10	1
TSAS36H25	832	25	36	1	6	1
TSAS30H25	693	25	30	1	4	1

• Please specify the Metal Colour: Black (E), Tungsten (K) or Designer White (DWT)

BAFS01 • Metal Flip Sorter - Accessory Rail mounted

PRODUCT CODE	PRICE	SIZE (INCHES)			WEIGHT LBS	VOL FT3
		H	W	D		
BAFS01	41	9.25	2.75	9.25	0.6	0.14

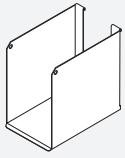
• Please specify the Metal Colour: Black (E), Tungsten (K) or Designer White (DWT)
• Rail mounted Metal Flip Sorter comes with nickel plated wire

BASS01 • Metal Slant Sorter - Accessory Rail mounted

PRODUCT CODE	PRICE	SIZE (INCHES)			WEIGHT LBS	VOL FT3
		H	W	D		
BASS01R	34	9.5	5	10.25	1	0.28
BASS01L	34	9.5	5	10.25	1	0.28

• Please specify the Metal Colour: Black (E), Tungsten (K) or Designer White (DWT)

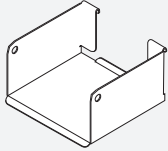
BABB01 • Metal Binder Bin - Accessory Rail mounted



PRODUCT CODE	PRICE	SIZE (INCHES)			WEIGHT LBS	VOL FT3
		H	W	D		
BABB01	56	9	4	10.25	1.85	0.21

• Please specify the Metal Colour: Black (E), Tungsten (K) or Designer White (DWT)

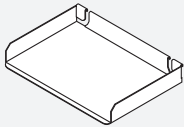
BAMB01 • Metal Media Bin - Accessory Rail mounted



PRODUCT CODE	PRICE	SIZE (INCHES)			WEIGHT LBS	VOL FT3
		H	W	D		
BAMB01	43	3	5.75	5.25	0.8	0.05

• Please specify the Metal Colour: Black (E), Tungsten (K) or Designer White (DWT)

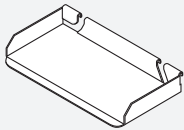
BALT01 • Metal Letter Tray - Accessory Rail mounted



PRODUCT CODE	PRICE	SIZE (INCHES)			WEIGHT LBS	VOL FT3
		H	W	D		
BALT01	43	2	13.5	9.25	0.5	0.15
BALT01LGL	56					

• Please specify the Metal Colour: Black (E), Tungsten (K) or Designer White (DWT)

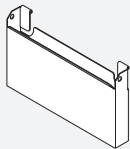
BAUT01 • Metal Utility Tray - Accessory Rail mounted



PRODUCT CODE	PRICE	SIZE (INCHES)			WEIGHT LBS	VOL FT3
		H	W	D		
BAUT01	29	1	8.5	3.75	0.5	0.02

• Please specify the Metal Colour: Black (E), Tungsten (K) or Designer White (DWT)

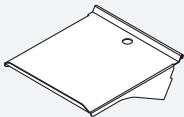
BAPP01 • Metal Paper Pocket - Accessory Rail mounted



PRODUCT CODE	PRICE	SIZE (INCHES)			WEIGHT LBS	VOL FT3
		H	W	D		
BAPP01	72	9	16	2.75	2	0.25

• Please specify the Metal Colour: Black (E), Tungsten (K) or Designer White (DWT)

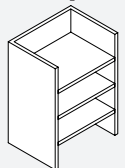
BATH01 • Telephone Holder - Accessory Rail mounted



PRODUCT CODE	PRICE	SIZE (INCHES)			WEIGHT LBS	VOL FT3
		H	W	D		
BATH01	68	2	9	10	2	0.26

• Please specify the Metal Colour: Black (E), Tungsten (K) or Designer White (DWT)

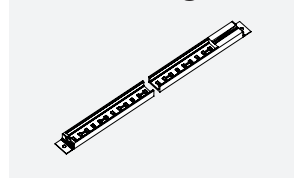
KCP-H • Paper Organizer, Legal & Letter Format



PRODUCT CODE	PRICE	SIZE (INCHES)			WEIGHT LBS	VOL FT3
		H	W	D		
KCPH161226	813	27	16	12	20	3
KCPH161223	689	23	16	12	18	3
KCPH161219	521	20	16	12	15	2
KCPH131226	660	27	13	12	16	2
KCPH131223	560	23	13	12	15	2
KCPH131219	422	20	13	12	12	2

• Please specify the Metal Colour: Black (E), Tungsten (K) or Designer White (DWT)

LED • LED Light



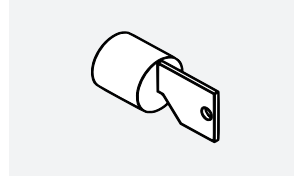
PRODUCT CODE	PRICE	SIZE (INCHES)			WEIGHT LBS	VOL FT ³
		H	W	D		
LED48	626	1	48	1	1	1
LED36	508	1	36	1	1	1
LED24	383	1	24	1	1	1

GM5 • Rectangular Grommet - Metal



PRODUCT CODE	PRICE	SIZE (INCHES)			WEIGHT LBS	VOL FT ³
		H	W	D		
GM5E (Black)	85		3.5	2		
GM5K (Tungsten)	85		3.5	2		

LO • Lock Assembly



PRODUCT CODE	PRICE	SIZE (INCHES)			WEIGHT LBS	VOL FT ³
		H	W	D		
LO (Black)	110		3.5	2		
LO/C (Tungsten)	110		3.5	2		

Philadelphia Price List

Effective June 2024 Canada









General Information

A

Where to Order / How to Order	A.6
Philadelphia Series Details	A.7
Edge Details	A.8
Grommet Specification	A.9
Locks	A.14
Tackboards	A.15
Lighting	A.16
General Installation	A.16
Maintenance	A.17
Limited Lifetime Warranty	A.17
Finish and Edge Options	A.19
Key Alike Form	A.21
Configurations	A.22

Desks

B

 PB MID-ED • Double Pedestal Bow Top Desk, Breakfront Style with FF on Left & BBF on Right	B.1
 PB MID-DE • Double Pedestal Bow Top Desk, Breakfront Style with BBF on Left & FF on Right	B.1
 PB ID-ED • Double Pedestal Desk, Breakfront Style with FF on Left & BBF on Right	B.2
 PB ID-DE • Double Pedestal Desk, Breakfront Style with BBF on Left & FF on Right	B.2
 PB MISR-D • Single Pedestal Bow Top Desk, Breakfront Style with BBF on Right	B.2
 PB MISL-D • Single Pedestal Bow Top Desk, Breakfront Style with BBF on Left	B.2
 PB ISR-D • Single Pedestal Desk, Breakfront Style with BBF on Right	B.2
 PB ISL-D • Single Pedestal Desk, Breakfront Style with BBF on Left	B.3
 PB QATB • Table Desk Queen Anne Style	B.3
 PB DD • Connecting "D" Shaped Table Desk	B.3
 PB DDFR • Right "D" Shaped Table Desk	B.3

PB DDFL • Left "D" Shaped Table Desk
B.3PB TPOR • Connecting "P" Shaped Table Desk
B.4PB TPOL • Connecting "P" Shaped Table Desk
B.4PB TPR • Connecting "P" Shaped Table Desk
B.4PB TPL • Connecting "P" Shaped Table Desk
B.4PB RPR • Connecting "P" Shaped Table Desk
B.4PB RPL • Connecting "P" Shaped Table Desk
B.4

Returns

C

PB ERR-E • Executive Return Right with FF Pedestal on Right
C.1PB ERL-E • Executive Return Left with FF Pedestal on Left
C.1PB ERR-D • Executive Return Right with BBF Pedestal on Right
C.1PB ERL-D • Executive Return Left with BBF Pedestal on Left
C.2PB ERR-24 • Executive Return Right, 24" deep
C.2PB ERL-24 • Executive Return Left, 24" deep
C.2PB ERR-22 • Executive Return Right, 22" deep
C.2PB ERL-22 • Executive Return Left, 22" deep
C.2

Piano Desks

D

PB TDPR • Right "D" Shaped Piano Table Desk
D.1PB TDPL • Left "D" Shaped Piano Table Desk
D.1PB TPRR • Right "P" Shaped Piano Table Desk
D.1PB TPPL • Left "P" Shaped Piano Table Desk
D.1PB EKR-ML • Right Extended Corner Table Desk with a 24" Return Connection
D.2PB EKL-MR • Left Extended Corner Table Desk with a 24" Return Connection
D.2PB VER • Right Linking Return
D.2PB VEL • Left Linking Return
D.2PB BTN • Bridge for Extended Piano Corner Units or Piano Shaped Desks
D.3

Bridges

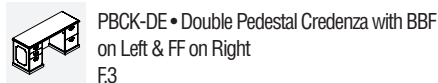
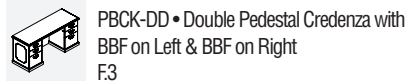
E

PB BT • Executive Bridge Top with Full Back Panel
E.1PB BT-T • Executive Bridge Top
E.1

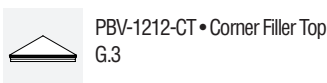
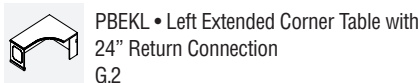
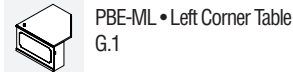
Credenzas

F

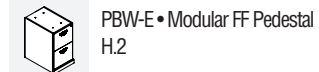
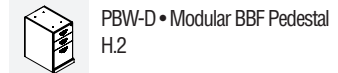
PB C-XX • Full Storage Credenza with Lat. File on Left & Storage Cabinet on Right
F.1PB C-XX • Full Storage Credenza with Storage Cabinet on Left & Lat. File on Right
F.1



Corners & Components **G**



Modular Storage **H**



Hutches & Wall Mount **I**





PB-SH42G • 42" High Storage Hutch with Glass Doors
I.2



PB-SH42GDG • 42" High Storage Hutch with Glass & Wood Doors
I.2



PB-SHP42 • 42" High Storage Hutch with Pigeon-Holes & Wood Doors
I.2



PB-SHP42G • 42" High Storage Hutch with Pigeon-Holes & Glass Doors
I.3



PB-SHP42GDG • 42" High Storage Hutch with Pigeon-Holes, Glass & Wood Doors
I.3



PB-2SH54 • 54" High Storage Hutch with Wood Doors
I.3



PB-2SH54G • 54" High Storage Hutch with Glass Doors
I.3



PB-2SH54GDG • 54" High Storage Hutch with Glass & Wood Doors
I.3



PB-2SHP54 • 54" High Storage Hutch with Pigeon-Holes & Wood Doors
I.4



PB-2SHP54G • 54" High Storage Hutch with Pigeon-Holes & Glass Doors
I.4



PB-2SHP54GDG • 54" High Storage Hutch with Pigeon-Holes, Glass & Wood Doors
I.4



PB-OB • Open Hutch
I.4



PB-BD • Hutch with Wood Doors
I.4



PB-BG • Hutch with Wood Framed Glass Doors
I.4



PB-BW • Hutch with Antique Brass Wire Mesh Wood Framed Doors
I.5

Freestanding Storage



PBWDB/WWDB • Freestanding BBF Pedestal
J.1



PBWDM/WWDM • Freestanding Mobile BBF Pedestal
J.1



PBF/N • Freestanding Lateral File
J.1



PBF-3/N-3 • Freestanding Lateral File with 3 Drawers
J.1



PBF-4/N-4 • Freestanding Lateral File with 4 Drawers
J.2



PBZR • Right Combination Storage
J.2



PBZL • Left Combination Storage
J.2



PBBD • Freestanding Storage Cabinet with Doors
J.2



PBOB • Freestanding Open Storage Cabinet
J.2



PBBx-3x15 • Open Bookcase with Adj. Shelves
J.2



PBAG • Magazine Shelf for use with Open Bookcase
J.3



PBBxR-1515 • Quarter Round Open Bookcase with Adj. Shelves
J.3



PBB7R • Quarter Round Open Bookcase with Adj. Shelves
J.3



PB1 • Storage Cabinet with Wood Doors & Adj. Shelves
J.3



PB2 • Wardrobe Cabinet with Doors, Coat Rack and Hat Shelf
J.4



PB6 • Storage Cupboard above Lat. File Cabinet with 4 Drawers
J.4



PB7 • Open Bookcase with Adj. Shelves
J.4



PB13 • Storage Cabinet with Doors & Adj. Shelf above 2 Lat. File Drawers
J.5



PB14 • Storage Cabinet with Doors & Adj. Shelf above 3 Lat. File Drawers
J.5



PB23 • Closed Storage Cabinet with Upper & Lower Split Doors and Adj. Shelves
J.5



PB25 • Cabinet with Doors, Storage with Adj. Shelves on Right & Wardrobe on Left
J.6

Accessories



SM • Metal Post Upgrade from SMO3
K.1



PBTS • Tackboard for 36" High Non Pigeon-Hole Hutches
K.1



PBTSP-H23 • Tackboard for 42" & 54" High Pigeon-Hole Hutches
K.1



PBTS-H26 • Tackboard for 42" & 54" High Non Pigeon-Hole Hutches
K.1



PBP-H16 • Paper Organizer, Legal & Letter Format
K.1



LED • LED Light
K.2



GM5 • Rectangular Grommet - Metal
K.2



LO • Lock Assembly
K.2



WT-Single • Pull out writing Tray
K.2



WT-Double • Pull out writing Tray
K.2

WHERE TO ORDER / HOW TO USE THIS GUIDE

AREA	PHONE	FAX
Ontario (Except Ottawa)	905-470-0010	905-470-6262
Calgary, AB (Global Alberta - Calgary)	403-250-7770	403-250-7773
Edmonton, AB (Global Alberta - Edmonton)	780-444-8922	780-443-3913
Halifax, NS (Halifax)	902-422-7434	902-423-9924
Quebec, QC (Quebec)	418-653-6111	418-653-6151
Montreal, QC (Montreal)	514-866-4331	514-866-8567
Ottawa, ON (Ottawa)	613-234-2881	613-234-5350
Burnaby, BC (Global West)	604-432-1701	604-432-7475
Winnipeg, MB (Winnipeg - Saskatchewan)	204-925-3350	204-925-3356

Price and Product Guide Section: Features the actual product pricing and specification instructions. This section is divided into Desks, Returns, Bridges, Credenzas, Corners and Components, Modular Storage, Hutches, Wall Mounted Storage, and Freestanding Storage.

General Information: Includes subdivision sections of casegoods construction, varnish specification, veneers and wood solids, finishing process, general installation and hardware, maintenance, terms and conditions of sale, warranty and where to order.

ISO 9001:2015 Registered: The Descor Factory is ISO 9001:2015 registered for manufacturing procedures and practices of quality and quality control processes.

ISO 14001:2015 Registered: The Descor Factory is ISO 14001:2015 registered for environmental procedures and practices.

ANSI/BIFMA Certified: Descor casegoods have passed ANSI/BIFMA standards for product construction and durability.

FSC®: Forest Stewardship Council ®. Option available on all wood veneer products by special request.

BIFMA e3: Furniture sustainability level 3

Greenguard: All Descor Products are Greenguard certified

Price List Effective: June 2024

HOW TO ORDER A PRODUCT

Creating a correct and complete product number ensures clean orders and accurate information for the factory. Clean orders expedite order entry and factory order scheduling, thereby, saving days, sometimes weeks off potentially extended lead-times.

From product to product, there are different options available that affect the length, options and sequence of the order-string.

To view current wood, plastic laminate finish and fabric samples, please visit www.globalcontract.com.

To order actual wood, plastic laminate finish and fabric samples and cards, place request with the Global Marketing Department via fax at 416-667-0338 or via e-mail at literaturecdn@globalfurnituregroup.com.

Wood finish and LP Laminate samples are individual 3"x 5" chips and can be obtained through the above by request.

EXAMPLE - HOW TO SPECIFY

CODES: The price list uses a numbering system with meaningful alphanumeric characters to create a simple to understand product number. This makes specifying the product easy and accurate.

SPECIFICATION EXAMPLE OF A DESK UNIT

PRODUCT CODE:

PB MID 7242 EE

PB = Philadelphia Series

MID = Double Pedestal Desk, Breakfront Style with Bow Top

7242 = Size: Width x Depth

EE = Pedestal Configuration: E Pedestal Left and E Pedestal Right

G = Aluminum Framed Glass Modesty option on Breakfront Style

OPTIONS:

FINISH:

Choose Finish (e.g. MPW) - See Page A.19

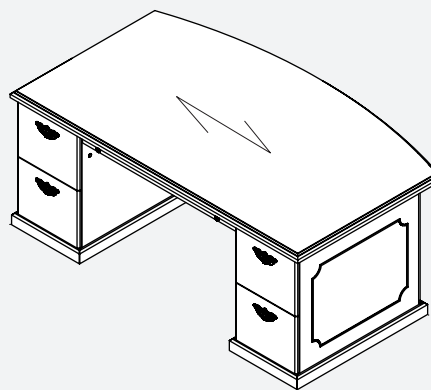
Optional Grommet Locations:

TL - Top Left

TR - Top Right

For Grommet Location see Page A.9

NOTE: Arrow indicates direction of grain.



PHILADELPHIA SERIES DETAILS

Series Detailing: Philadelphia detailing is traditional with a 1" overhang on all edges. Solid walnut, cherry, maple, oak that bands work surface perimeter is 1" wide by 1 3/8" thick for an overall thickness of 1 3/8". Philadelphia is a "top over pedestal" detailed series. Philadelphia is standard with a base. Floor storage unit bases (i.e. kick-plates on pedestals, lateral files, bookcases, etc.) are extended out over drawer faces and horizontally grained. Products that are normally positioned against walls, such as credenzas, have a self-edge veneered back edge detail. All primary faces have pin molding decorations.

Grommets: GM5 is the standard Philadelphia grommet. Grommets are included standard with products where shown in the product line drawings. Otherwise, specify additional grommets where needed. See Grommet Specification details at Page A.9.

CONSTRUCTION

Finish: Conversion varnish (similar to catalyzed lacquer, but tougher), 25° sheen. Descor does not buff or rub its finishes.

360° Finishing: All Descor wood casegood products are veneered and finished on the back sides (except modular under-surface storage - tops and backs are unfinished).

Veneers and Solids: Veneers and solids are Number One select, architectural grade "A" oak, walnut, cherry or maple. All Descor wood worksurface moulded edges are solid oak, walnut, cherry or maple.

Pedestals: Full-to-the-floor. Pedestals are fully assembled units that are either installed into desk and credenza shells, or available as modular units. Undersurface storage units include locks.

VENEERS AND WOOD SOLIDS

Descor provides high quality veneers and solids to our customers.

We procure wood globally but mainly in North America and Europe with a progressive approach towards sustainability. We ensure our vendors are protecting and maintaining the natural forests of origin.

DESCOR CONVERSION VARNISH SPECIFICATIONS

Descor uses conversion varnish: It is among the most durable finishes used in the contract furniture industry (more durable than catalyzed lacquer).

Conversion varnish is a synthetic, catalyzed cured (chemically active) finish, containing UV inhibitors to slow the oxidizing (colour changing) effects of ultra-violet rays on wood.

Descor produces low 25° sheen. Low sheens are the most practical for commercial use as it doesn't show most scratches and are more easily touched-up than higher sheens.

Cures with heat, developed two ways:

- Chemically (catalyst reaction within the varnish itself)
- Line oven (approximately 140° F) accelerates finish curing and increases molecular density for a harder finish

Locking: Locks are standard on all "below work surface level" drawer and door storage units with the exception of the pull-out tray units and single lateral file drawer combination tray/slot units. Combination storage unit comes with lock for file and lateral file drawer only, box drawers cannot lock. Lock colour will match the handle option. Locks are optional on all "above worksurface level" closed storage.

Series Handles

All drawer fronts come with traditional antique brass finished handles centred on drawer faces. All cabinet doors come with knobs in the same finish.

For Optional Grommets:

GM5E (Black) \$85

Drawer Suspensions: Pedestal drawer suspensions are metal ball bearing type. Both box and file drawers are full extension.

Drawer Construction: Drawer sides and bottoms are maple veneer plywood with dowel construction.

Drawer Fronts: The drawer front is an applied element to a four sided drawer. Drawer fronts are veneered on all surfaces except the vertical edges, which are solid oak, walnut, cherry and maple then routed with series detailing. Drawer fronts can be removed or replaced in the field.

Leveling Glides: Levelers have a 1" range of adjustment.

Descor lays-up its own flat cut (cathedral pattern) in book matched set and patterns. Rift cut veneers are laid-up in a slip match method.

For additional information on veneer species, cuts and patterns please contact your customer service representative.

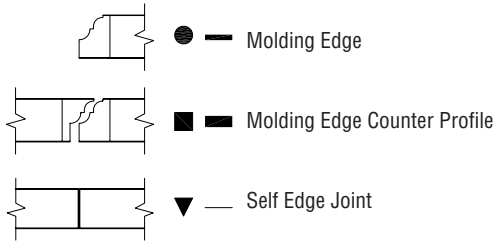
Conversion varnish has a component called "solids", produced by a combination of resins when the solvent evaporates. These solids float to the varnish surface, which is where they cure. These solids are the durable aspect of the finish.

Descor uses an "off-the-gun" technique with conversion varnish. This means the "solids" (the durable aspect of the finish) remain intact on the surface of the finish.

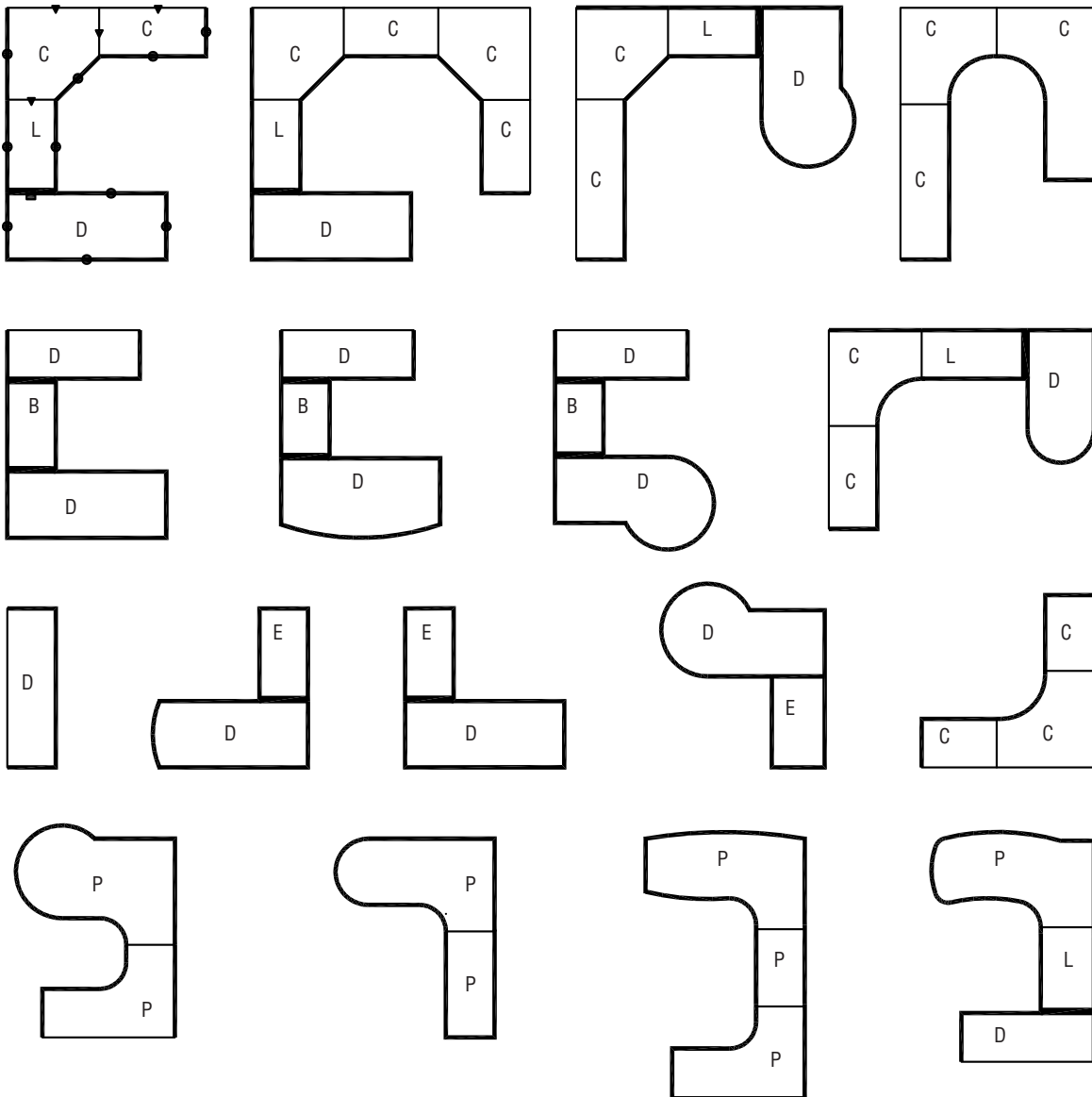
Descors standard finish on oak and walnut is open pore, on cherry and maple is semi-closed pore. If a full fill finish is required for walnut, cherry and maple tops, add the suffix "2" to the finish code and add 5% to the base pricing for each product.

Custom finish is available at an upcharge (See finishes and options section).

PHILADELPHIA EDGE DETAILS



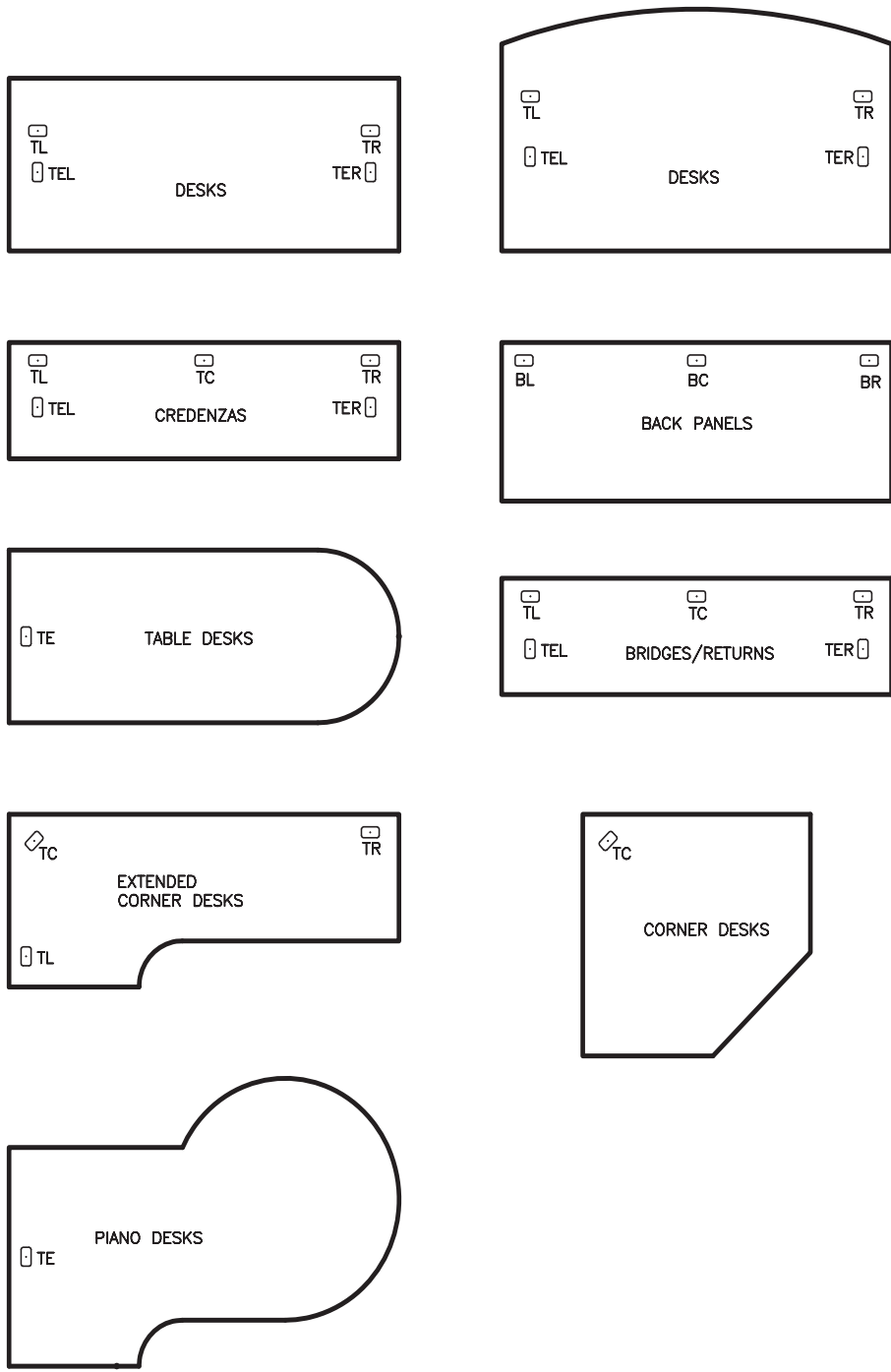
D - Desks and Credenzas
 B - Executive Bridges
 E - Executive Returns
 C - Corner Components
 L - Linking Bridges
 P - Piano Desks



Note: Refer to Price List Pages for appropriate coding and pricing. Custom configurations are available by requesting a quote.

GROMMET SPECIFICATION

Includes standard and optional Grommet Locations



Note:

- For pricing on optional Grommets refer to Page K.2. Custom configurations are available by requesting a quote.
- For TEL & TER location please contact Customer Service.

PHILADELPHIA DESKS AND CREDENZAS

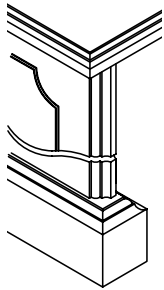
Can be ordered as a shell or with pedestals.

Hand of Rectangular Desk is determined by location of pedestal from user side.

Hand of "D" Top is determined by outward orientation of curved end from user projection.

Hand of "P" Top is determined by outward orientation of conference end from user projection.

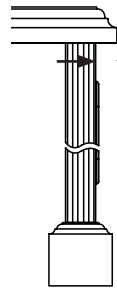
Isometric View



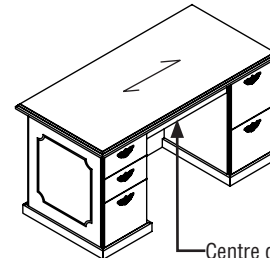
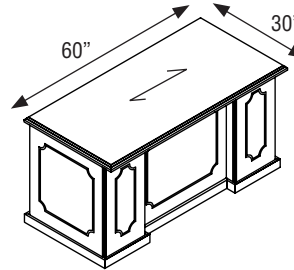
Side View -
1 3/8" Top



Front View -
1 3/16" Slab



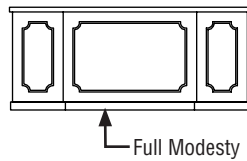
7/8"



Centre drawer standard
on Double Pedestal Desk

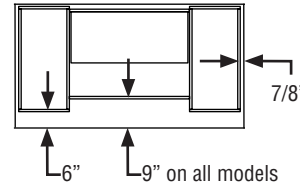
MODESTY PANEL CLEARANCE

PBID7236DE



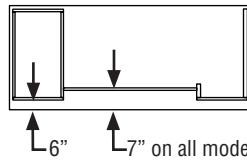
Full Modesty

PBID7236 (7236 indicates Top size)



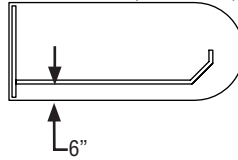
6" 9" on all models

PBISR7230D



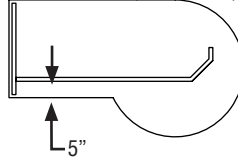
6" 7" on all models

PBDDFL7230 (Left shown)



6"

PBTPOL7242 (Left shown)



5"

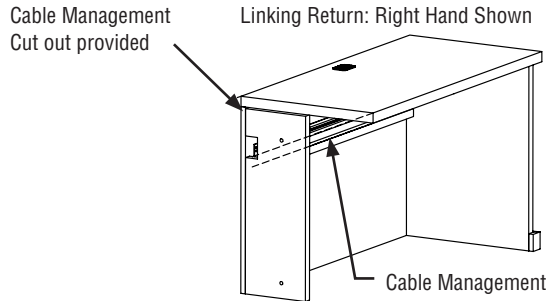
PBC7220



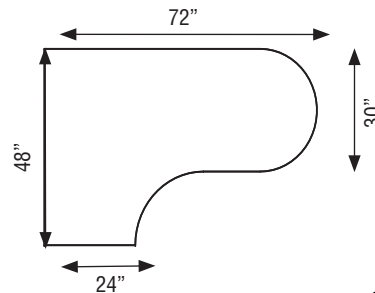
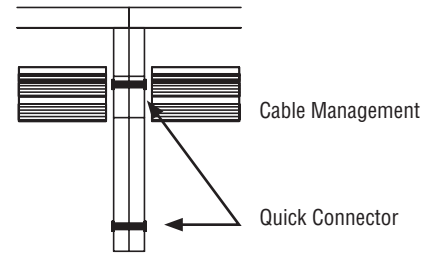
7/8"

PHILADELPHIA PIANO DESKS AND LINKING RETURNS

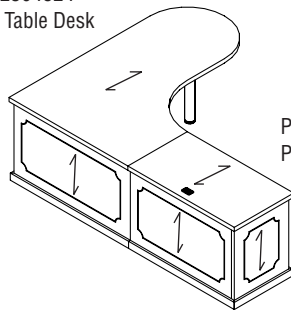
All Desks are shipped assembled.
 Units include standard Grommets shown and installed horizontal wire management.
 Unit is handed by Post Leg.
 Not for use with regular Corner Units.



Supporting Slab Joining Structure

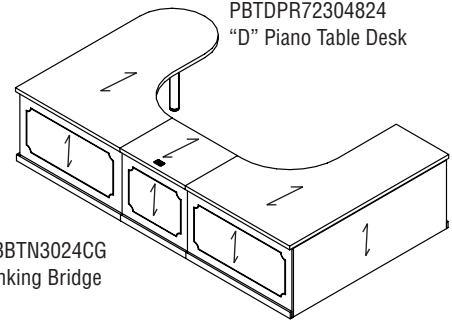


PBT DPR72304824
 "D" Piano Table Desk



PBVEL4224CG
 Piano Return

PBT DPR72304824
 "D" Piano Table Desk



PBBTN3024CG
 Linking Bridge

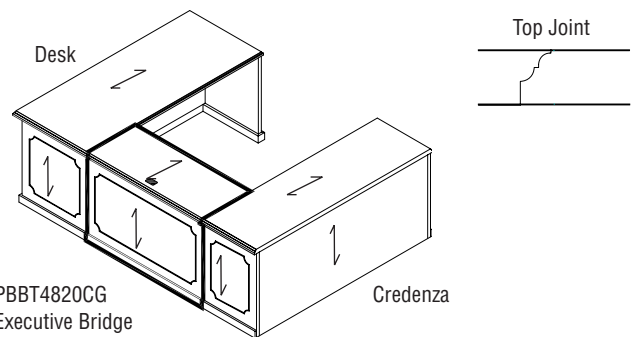
To remove Cross Grain veneer pattern on Top,
 delete suffix "CG" from the Product Number Code.
 (Available at no upcharge)

Extended Corner Table

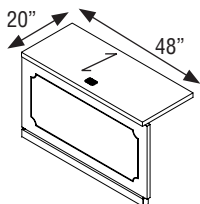
PHILADELPHIA EXECUTIVE BRIDGES

Executive Bridge is used to connect a Desk to a Credenza.
 Not to be used with Corner Components or Piano Desks.
 Three Back Panel options.
 Back panel flush with end panels of Desk and Credenza.
 Includes GM5 Grommet Top Centre.

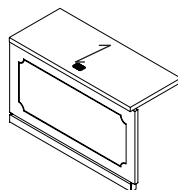
To remove Cross Grain veneer pattern on Top, de-
 delete suffix "CG" from the Product Number Code.
 (Available at no upcharge)



PBBT4820CG
 Dimensions are actual



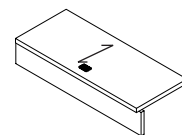
PBBT4820CG
 Full Back Panel



PBBT4820TCG
 Bridge Top only



PBBT4820Q8CG
 8" Back Panel



PHILADELPHIA EXECUTIVE RETURNS

Executive Return is used to attach to a Single Pedestal Desk, Single Pedestal Credenza, Desk Shell or Credenza Shell.

Can be specified as a Shell or with a Pedestal.

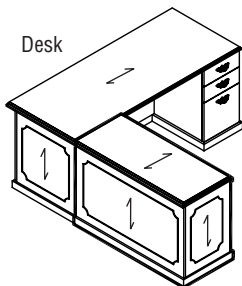
Back Panels are available as either full height or 8" from the underside of the worksurface.

Hand of Executive Return is determined by location of full end panel from user side.

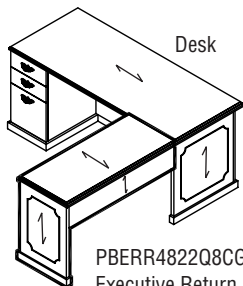
Hand of Desk or Credenza is determined by location of pedestal from user side.

To remove Cross Grain veneer pattern on Top, delete suffix "CG" from the Product Number Code. (Available at no upcharge)

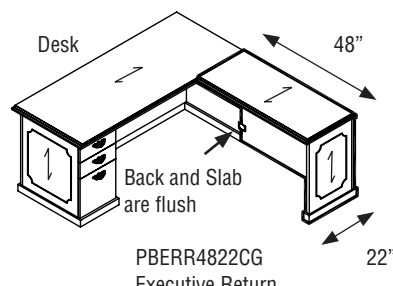
Executive Return attached to Desk or Credenza



PBERL4822CG Executive Return



PBERR4822Q8CG Executive Return



PBERR4822CG Executive Return

PHILADELPHIA CORNER COMPONENTS

Corner Table is used to connect to Linking Bridge and Linking Credenza.

Cable management tray included.

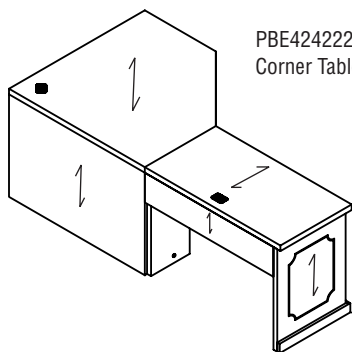
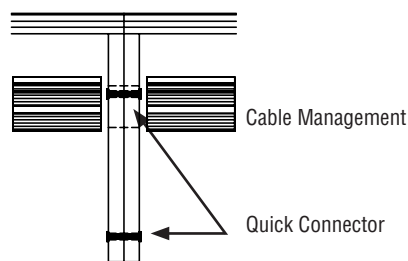
Back Panels are available as either full height or 8" from the underside of the worksurface.

Hand of Linking Credenza is determined by location of full end panel from user side.

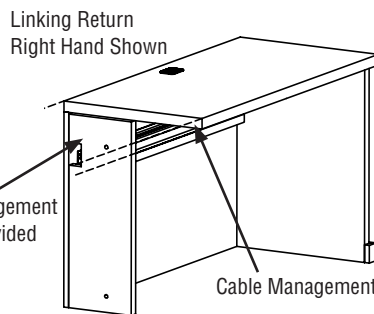
Hand of Extended Corner is determined by location of long narrow end from user side.

To remove Cross Grain veneer pattern on Top, delete suffix "CG" from the Product Number Code. (Available at no upcharge)

Supporting Slab Joining Structure

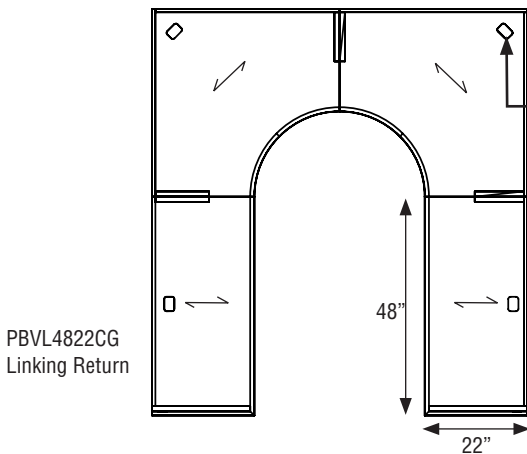


PBE424222 Corner Table



PBEK424222 Corner Table

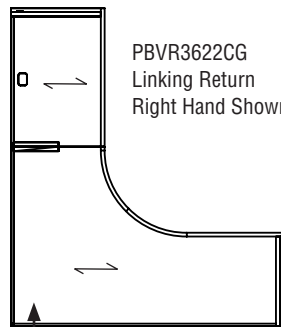
PBEK424222 Corner Table



PBVL4822CG Linking Return

Grommet standard on all Corners except Extended Corners

PBVR4822CG Linking Return



PBVR3622CG Linking Return Right Hand Shown

PBEKL724822 Extended Corner Table

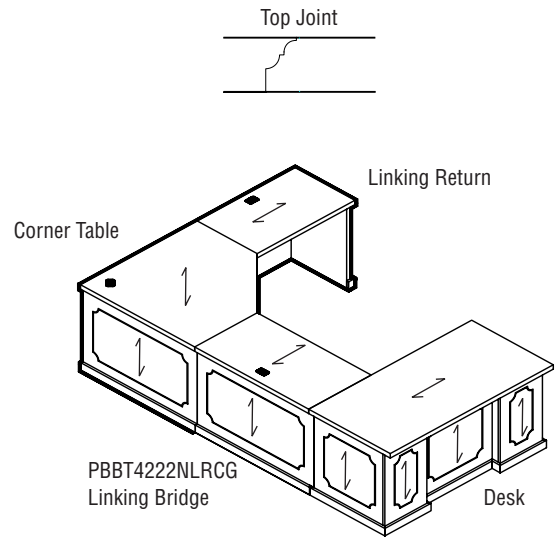
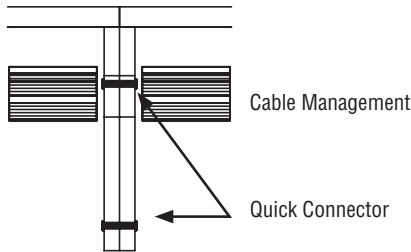
Grommet must be specified if required. For Grommet Location see Page A.9

PHILADELPHIA LINKING BRIDGES

Linking Bridge is used to connect Corner Components to Single Pedestal Desk, Single Pedestal Credenza, Desk Shell or Credenza Shell.
 Back panels are available as either full height or 8" from the underside of the worksurface.
 Includes GM5 Grommet Top Centre.
 Hand of Linking Bridge is determined by location of half end panel from user side.

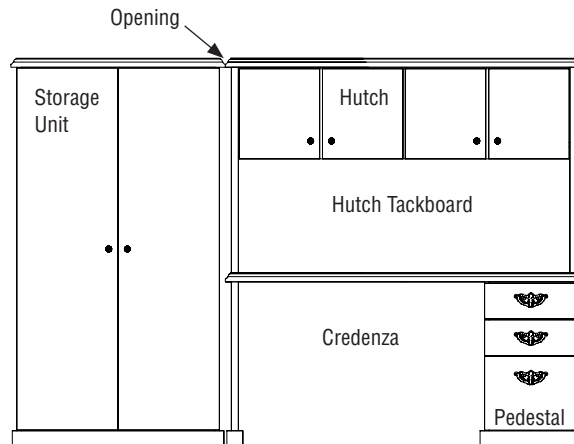
To remove Cross Grain veneer pattern on Top, delete suffix "CG" from the Product Number Code. (Available at no upcharge)

Supporting Slab Joining Structure



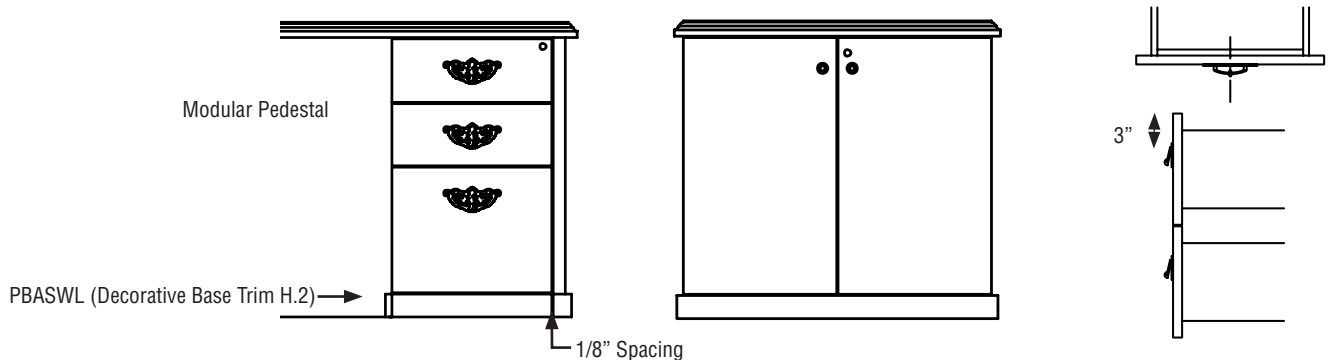
PHILADELPHIA SIDE BY SIDE COMPONENTS

Note: For a flush connection, please contact your Customer Service representative.



PHILADELPHIA MODULAR PEDESTALS AND HANDLES

Modular Pedestal for Philadelphia using "C" components.
 SP700 spacer is required if two Modular Pedestals are placed side by side when there is no handles. Order as special.
 Credenza shell cannot be completely filled up with modular components to create a full storage credenza.



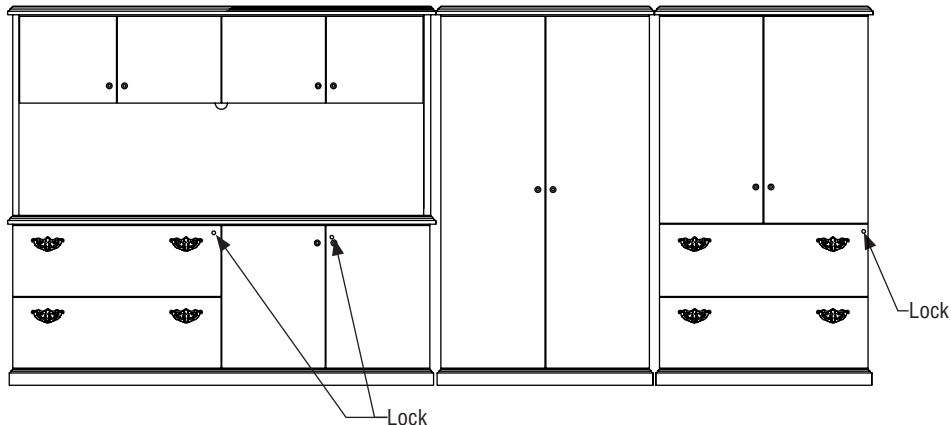
PHILADELPHIA LOCKS

Locking

Locks are Standard on all “below the work surface level” Drawer and Door Storage Units with the exception of the Pull-Out Tray Units and Single Lateral File Drawer Combination Tray/Slot Units

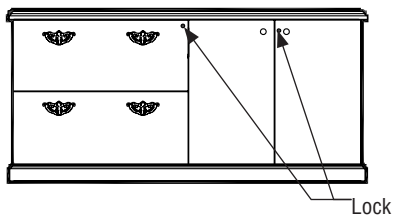
Locks are Optional on all “above the work surface level” Closed Storage Units. See Accessories Section Page K.2 for Lock Specification details.

Standard Lock Positions



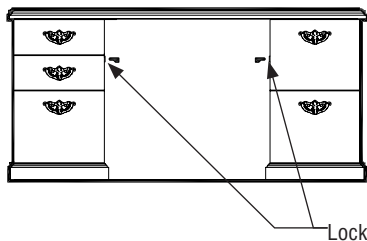
PBCF7222

Full Storage Credenza: Locks are on the front.



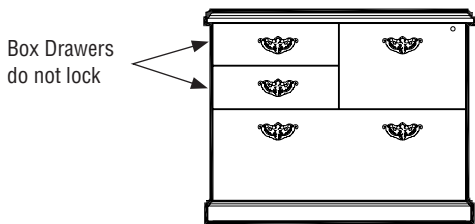
PB7236DE

Double Pedestal Desk/Credenza: Lock for D and E Pedestals are on the inside Gable.



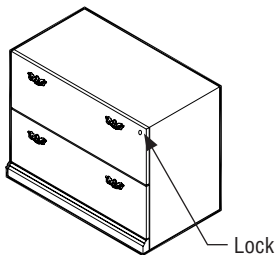
PBZR

Combination Storage Unit: Lock for File and Lateral File Drawer only, Box Drawers do not lock.



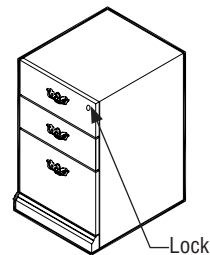
PBWF

Modular Furniture: Lock is on the front.

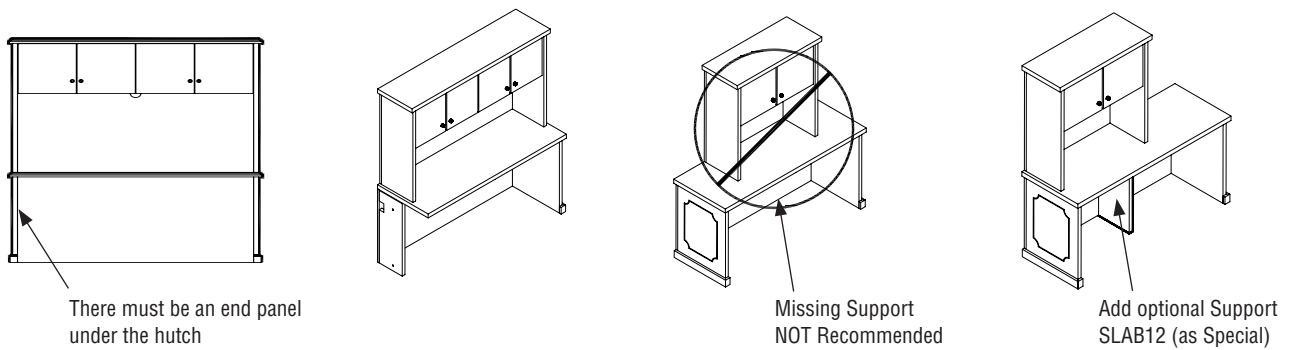


PBWD

Modular Furniture: Lock is on the front.



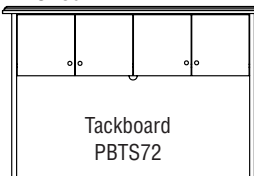
PHILADELPHIA HUTCH POSITIONING



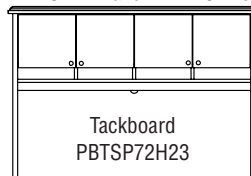
PHILADELPHIA TACKBOARDS

Tackboards for Storage Hutches

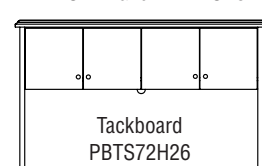
PB72SH36




PB72SHP42 and PB722SHP54




PB72SH42 and PB722SH54



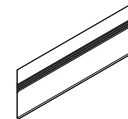
Tackboards with Accessory Rail



PBTSAS72

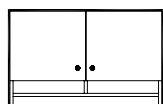


PBTSPAS72H23

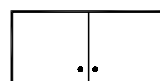


PBTSAS72H26

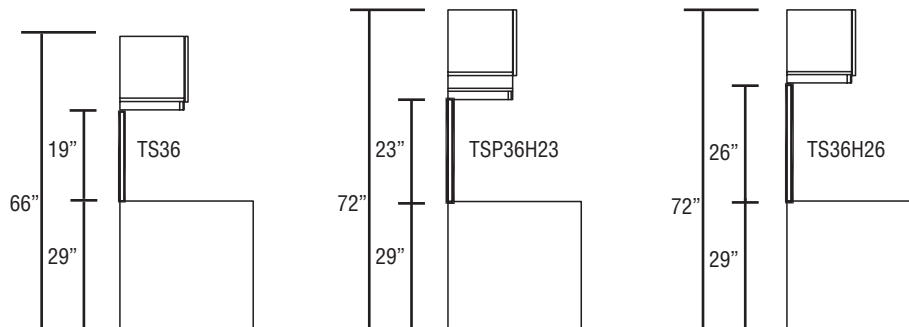
Tackboards for Wall Mount Overheads



CSF36

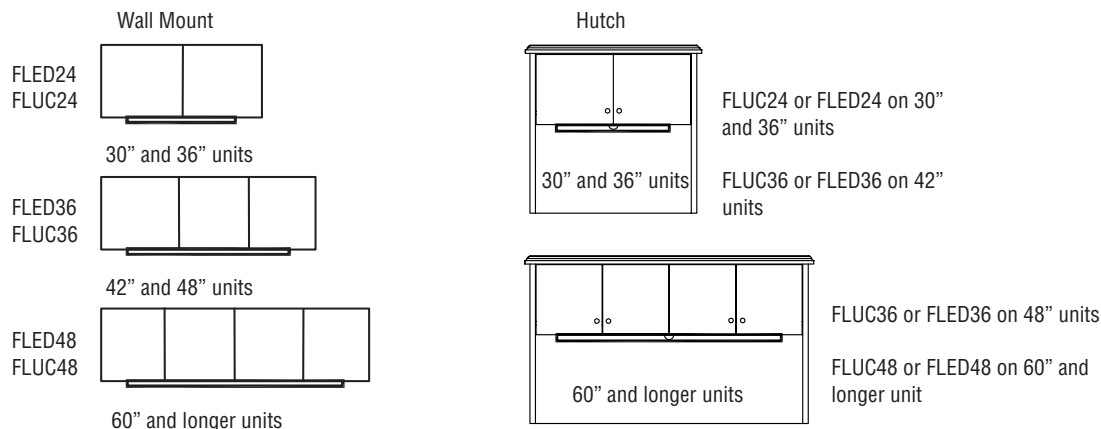


CSFP36



PHILADELPHIA LIGHTING

Lighting for Hutches and Wall Mount Overheads.



GENERAL INSTALLATION AND HARDWARE

Uncartoning

Always uncarton wood office furniture with care. Never use a knife or sharp object of any kind to open cartons. Tear cartoning tape off by hand. Protective corner blocks, foam-wrap, and a bottom skid are included in the carton during shipping for protection.

Hardware: All necessary hardware for attaching furniture is included in the shipment. Actual wall-attachment fasteners for wall cabinets, Tackboards and Visual Boards are not included due to variable site conditions.

Hanging file rails: Pre-installed on file drawer perimeters and accommodates both legal and letter size filing.

Flat-plates: Are used to attach Bridges and Returns to Desks and are shipped pre-attached to the bottom of the Bridge or Return. Mini-flat-plates for securing Bridge Back Panels to Desk or Credenza End-panels, and quick connectors for securing modular Corner Units to adjacent pieces, are shipped along with screws in a plastic bag attached to the bottom of the Bridge or Return.

Caution: Using screws other than those supplied by Descor could result in damage to finished tops. Descor will not honor claims due to installation of incorrect hardware.

Installation:

Wall-mounted cabinets, Tackboards and Visual Boards: Are pre-attached with horizontal wall rails to the back of each unit. The wall-side components must be detached from the unit and fastened to the wall accordingly. Wall fasteners are not included due to the variable site conditions. Securing the wall rail to a vertical structural member is the required manner of installation. The Cabinet or Visual Board is then lowered on to the wall rail. It is important to level the wall rail before installation. Wall cabinets are equipped with levelers at the bottom of the back panels for proper cabinet alignment. Units with doors are equipped with adjustable European door hinges to assist in door alignment. It is required to use a #8 wood screw through the back of the cabinet and the wall-mounted rail, to further secure the wall attachment. Tackboards have vertical grooves in the back for tasklight wiring.

Hutches: Descor utilizes a non-marring method of Hutch attachment. They are installed with double faced tape applied to the bottom of the end panels. The tape is shipped in a plastic bag found in the Hutch. Removal of the Hutch requires moderate pressure to be applied on the top of the unit towards the wall for at least a minute for the pressure sensitive tape to release. At the dealer or installer's discretion, additional support may be added by installing flat-plates along the outside back of the attached units. These flat-plates are not included in the shipment.

Hutch tackboards: Factory installed.

Modular storage units: Have pre-drilled holes through the unfinished tops for securing to the bottom of the work surfaces. Screws and lock keys are included in a plastic bag fastened inside the pedestal. Installer should leave a 1/8" reveal between the Modular Storage Unit and the End panel. Disassemble the Modular Unit first before relocating the entire unit to avoid damage or bodily injuries.

Pedestal Spacers: Are required if the pedestals are placed side by side. A 1" gap is required between the modular pedestals to allow access to vertical fingerpulls. If required, order one "SP700".

5-sided corner tables: Join Bridge and Credenza run-offs, using the supplied quick-connectors. Recessed end-panels in these units are pre-drilled to accept quick-connectors for easy alignment. Accurate leveling is critical for these units to align and connect properly. Flat-plates are pre-attached to the work surface to secure to the desk unit.

Upon completing installation, wipe furniture with a damp cloth, followed by a dry soft cloth.

Leveling wood office furniture properly is the most important procedure to ensure proper functioning and alignment of drawers, locks and doors.

CARE AND MAINTENANCE GUIDE

Wood Casegoods Care: Descor furniture is constructed to strict specifications to ensure years of satisfied use. As with all wood products, certain care requirements and periodic maintenance are necessary in order to maintain the original new appearance and function.

Finish Protection: All clear wood finishes are susceptible to scratches from rough and abrasive objects, such as staples, paper clips, ceramic coffee mugs, flower pots, picture frames, etc. Computer equipment with rubber feet can also cause discoloration and softening of the finish due to petroleum distillates in the rubber.

Glass tops are the ultimate protection against scratch mishaps.

The most practical protection is the use of desk-pads or blotters, paper management bins, coasters, common sense caution with rough items, and adding pressure sensitive felt to the feet or bottoms of any potentially destructive item on the Desk.

Finish Care: Wax or polish should never be used on the catalyzed finish; they will give a greasy, cloudy or uneven appearance to the product. Descor's conversion varnish finish is best cleaned by wiping the surfaces with a damp cloth, followed by a soft dry cloth in the direction of the grain. If the surfaces are very dirty, use of a glass cleaning type of product is recommended.

Never use a silicon based product to dust or polish catalyzed finishes. Over time, silicon may disrupt the actual molecular composition of the finish and cause it to soften and become cloudy.

Additional Tips:

- Remove any spilled liquid immediately with a blotting, rather than a wiping motion.
- Do not drag or push objects or stacks of papers across any finely finished surface.
- Avoid exposing surfaces to extreme heat, cold or humidity.
- The surface finish may be burn resistant, however, the wood underneath the finish is not and can be charred by a burning cigarette or heat producing unit.
- Exposure to strong sunlight should be avoided. The surface finish is fade-proof, however, in spite of UV inhibitors in the finish, the wood underneath may change colour (patina) where extended exposure to sunlight exists. Natural or light finished species are especially susceptible to UV color change.
- Building maintenance and maintenance service management should be notified of the proper care instructions and procedures for your furniture to avoid damage and allow optimum appearance for years to come.
- Special care should be taken to protect wood furniture when other trades such as painters, electricians and telecommunications workers are present performing work.
- Drawer suspensions are lubricated prior to shipment. Periodic lubrication may be applied to the ball bearing housing with a high quality lubricant found in most hardware stores.
- Drawer alignment is achieved with proper leveling of desks and credenzas.
- Check leveling glides for adjustment if the furniture is moved.
- Modular furniture items, such as Desk Shells and Modular Pedestals **must be disassembled** prior to moving or relocating to avoid damage to the furniture.
- Hutch and wall cabinet doors may require field adjustment, from time to time, due to shifting weight load factors inside the cabinet.
- Touch-up of wood furniture should only be attempted by a qualified refinisher/touch-up technician. Contact your furniture dealer if this need should arise.

DESCOR LIMITED LIFETIME WARRANTY

Descor will, at no cost to the original purchaser and for as long as the original purchaser owns a Descor product repair or replace with a comparable product, at Descor's option, any part or product sold after January 01, 2001, which fails as a result of a defect in its design, materials or workmanship. For all purposes of this warranty, the term "purchaser" is defined as the entity or individual acquiring a new Descor product as the initial purchase thereof either from Descor or an authorized Descor dealer.

Exceptions to this warranty include:

- Descor warrants its products to be free from defects in materials and workmanship for a period of 10 years, of single shift service, from the date of delivery.
- Lighting products and grommets are warranted for one year from date of delivery.
- Custom electrical solutions may carry varying warranty coverage.
- Descor fabrics and wood veneers are warranted for 5 years from the date of delivery.
- Electrical components are warranted for 1 years from the date of delivery.
- Moving parts, which include, glides, slides, casters, user adjustable worksurface mechanism are warranted for 5 years from date of delivery.
- Descor warrants its products based on a single shift (40 hours/week). Usage beyond a single shift (40 hours/week) will result in a reduction in the warranty, in proportion to the increased usage.
- Pneumatic cylinders for any product, unless otherwise stated, are warranted for 10 years of single shift (40 hours/week) usage from date of delivery.

This warranty does not include:

- Customers Own Material or finishes applied to Descor products (which include graded in fabrics, which are treated as Customers Own Material).
- Wood Veneer being a natural material will have shade differences between veneer leaves. This will be more apparent between flitches. Fading on wood veneers can be caused by exposure to UV rays / sunlight.
- Wood colour, grain and stain acceptance, which may occur due to the natural elements of wood.
- Ballasts and light bulbs.
- Products which have been modified or which have not been installed or used according to Descor's application and installation guidelines or warnings.
- Products that must be replaced due to normal wear and tear, negligence, abuse, accidents or shipping damage.
- Products used for rental purposes.

In no event shall Descor be liable in either tort or contract for any loss or direct, special, incidental, consequential, or exemplary damages.

This warranty is the customer's sole remedy for product defect. Descor makes no warranties, including the express or implied warranties of merchantability and fitness purpose, other than the express warranties contain herein.

TERMS AND CONDITIONS OF SALE

Prices: Prices are subject to change without notice. All shipments are F.O.B. the plant unless otherwise indicated. All taxes are extra.

Terms: Merchandise shall be invoiced when shipped and payment is due 30 days after invoice date.

Orders: All orders are subject to acceptance by Descor head office and to the Terms of Sale which appear in current price lists.

Returns: Merchandise may not be returned without prior written consent. Upon approval, a minimum restocking charge of 35% shall be deducted from the credit note, in addition to any expense incurred should reconditioning be necessary. Return shipping must be prepaid.

Cancellations: All orders are considered firm and not subject to cancellation without our documented approval. Cancellation charges may be required based on expenses incurred during order processing.

Carriers: All shipments shall normally be made through the Buyer's specified carrier. Otherwise Descor shall use its best judgment in selecting a carrier. Prepay and Add Service Charge to cover cost of processing prepaid freight bills, a charge of \$30.00 per shipment will be made. This amount will be included in the "Freight Charges" invoiced by Descor.

Liability: Every effort is employed to effect secure packing for shipment. Descor's liability ends when the carrier issues a clear receipt, acknowledging automatically that the shipment has been received in good condition.

Claims: It is required that all merchandise be carefully examined by recipient before issuance of clear receipt to carrier. Should the shipment arrive unsound or incomplete, have carrier make proper notation on the delivery receipt and original freight bill as to discrepancy before accepting shipment. Any claim for damage or shortage must be filed by you with the delivering carrier. Descor will not accept return of merchandise damaged in transit.

Changes and Cancellations: Descor reserves the right to institute changes with regard to materials, equipment, specification and designs, as well as to discontinue models at any time without prior notice. After the date of Descor's acknowledgement of a Purchaser's order, the order may not be changed or cancelled by Purchaser without the written consent of Descor. Special order items already in production are not subject to change or cancellation under any circumstances. Other standard items already in production are subject to a minimum 35% restocking charge, based on list price. A higher percentage may apply, depending on the stage of production.

Finishes: Descor veneers and solid woods are carefully selected for colour, tone and grain. Since the distinctive characteristics and nature of wood cause variations, exact matches are not always possible.

Shipping Weight: All shipping weights and cubic sizes as indicated are approximate.

Dimensions: Are approximate. Please contact Descor for specific dimensions required.

FINISH OPTIONS

Group 1 Finishes (Standard Finishes)

Finish Code	Colour	Veneer Type	Veneer Cut
BTW	Biscotti	White Oak	Rift
JAW	Java	White Oak	Rift
MCW	Moch	White Oak	Rift
CRW	Coral	White Oak	Rift
EVW	Evening Oak	White Oak	Rift
MTW	Milestone	White Oak	Rift
CAW	Cacao Walnut	Walnut	Flat
DWW	Dark Walnut	Walnut	Flat
EWW	Empress Walnut	Walnut	Flat
LTW	Latte Walnut	Walnut	Flat
MHW	Mahogany on Walnut	Walnut	Flat
WLW	Walnut	Walnut	Flat
NLW	Natural Walnut	Walnut	Flat
ULW	Umber Walnut	Walnut	Flat
ACW	Amber Cherry	Cherry	Flat
DCW	Dark Cherry	Cherry	Flat
RCW	Red Cherry	Cherry	Flat
WCW	Windsor Cherry	Cherry	Flat
AMW	Almond Cherry	Cherry	Flat
VNW	Vintage Cherry	Cherry	Flat
HAW	Hazelnut	Maple	Flat
MPW	Maple	Maple	Flat
SMW	Sugar Maple	Maple	Flat
WMW	White Maple	Maple	Flat
OYW	Oyster Maple	Maple	Flat
SHW	Sahara Maple	Maple	Flat

Full Fill available (Add 5% upcharge to the List Price)

Walnut Tops	Add suffix "2" to the end of the finish code
Cherry Tops	Add suffix "2" to the end of the finish code
Anigre Tops	Add suffix "2" to the end of the finish code
Maple Tops	Add suffix "2" to the end of the finish code

Custom Staining (Please Contact Customer Service)

up to \$50,000	Add \$528 Flat Fee and 15% to the List Price
\$50,000 and \$200,000	Add 15% upcharge to the List Price
over \$200,000	No upcharge

Special Finish Options

Custom Veneers Please contact Customer Service for selection and pricing
 Laminate Inlays Please contact Customer Service - Surcharges may apply
 FSC option available Please contact Customer Service - No upcharge

Solid Colours on MDF

DESCOR FINISH	CODE
Black	(solid colour) BLM
Chantilly	(solid colour) CHM
Cloud	(solid colour) CLM
Dove	(solid colour) DVM
Oyster	(solid colour) OSM
Tungsten	(solid colour) TNM
White	(solid colour) WHM

Group 2 Finishes (Add 25% upcharge)

Finish Code	Colour	Veneer Type	Veneer Cut
CNW	Cognac	Anigre	Figured
BRW	Butternut	Anigre	Figured

Metal Finishes

Finish Code	Colour
E	Black
K	Tungsten (Silver)
P	Brushed Chrome
DWT	Designer White

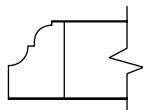
Glass Finish (For Glass Doors and Modesty Panels)

Bronze Glass	Standard
Clear glass	Please contact Customer Service

Descor Collection Products are Greenguard certified.


- For Decorative Modesty Panels and Plinth used on VGTCUS, VGRCUS, VGLCUS, VGCKCUS and LEC-CURV at no upcharge
- For Doors, Drawer Fronts and Deocrative Panels (two tone finish) upcharge 15%

EDGE




Philadelphia Edge:

HANDLE



PL40
Brass Pull, 4 1/2"



DK25
Knob on Uppers

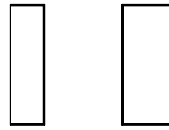
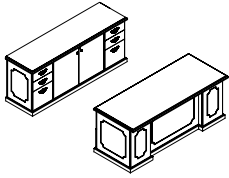
TACKBOARD FABRICS - GRADE 1

Tackboards are standard in Global Furniture Group Grade 1 panel textiles, please refer to the following website for the current offering.

<https://www.globalfurnituregroup.com/ca/workplace>

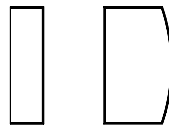
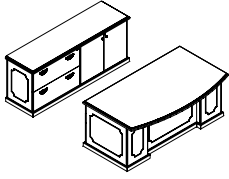
To find Panel Textiles choose the Resources tab and click on Textiles. Select Panel Textiles Grade 1 for standard offering.

PB-01



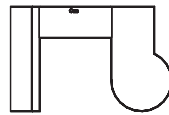
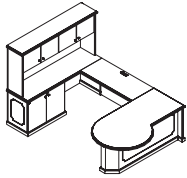
QUANTITY	CODE	DESCRIPTION	PRICE
1	PBID7230DE	Double Pedestal Desk, Breakfront Style with BBF on Left & FF on Right	7752
1	PBC7220DGD	Full Storage Credenza with BBF, Storage Cabinet & BBF	6480
TOTAL			\$14,233

PB-02



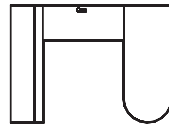
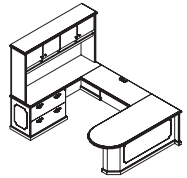
QUANTITY	CODE	DESCRIPTION	PRICE
1	PBMID7242ED	Double Pedestal Bow Top Desk, Breakfront Style with FF on Left & BBF on Right	9098
1	PBC7220FG	Full Storage Credenza with Lat. File on Left & Storage Cabinet on Right	5526
TOTAL			\$14,625

PB-03



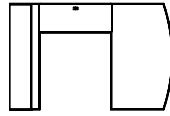
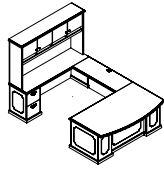
QUANTITY	CODE	DESCRIPTION	PRICE
1	PB72SH36	36" High Storage Hutch with Wood Doors	4226
1	PBCL7220G	Single Pedestal Credenza with Storage Cabinet on Left	4584
1	PBTPOR7242	Connecting "P" Shaped Table Desk	5704
1	PBBT4820CG	Executive Bridge Top with Full Back Panel	1571
TOTAL			\$16,085

PB-04



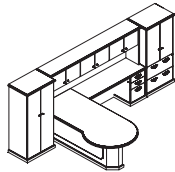
QUANTITY	CODE	DESCRIPTION	PRICE
1	PBDDFR7230	Right "D" Shaped Table Desk with 45° Angled Modesty Panel and End Panel	4748
1	PBCL7220F	Single Pedestal Credenza with 36" Lat. File on Left	5099
1	PBBT4820CG	Executive Bridge Top with Full Back Panel	1571
1	PB72SHP42	42" High Storage Hutch with Pigeon-Holes & Wood Doors	5920
TOTAL			\$17,337

PB-05



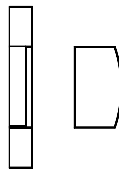
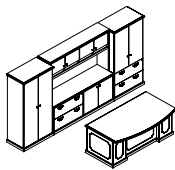
QUANTITY	CODE	DESCRIPTION	PRICE
1	PBCL7220E	Single Pedestal Credenza with FF on Left	4390
1	PBMiSR7242D	Single Pedestal Bow Top Desk, Breakfront Style with BBF on Right	6576
1	PBBT4820CG	Executive Bridge Top with Full Back Panel	1571
1	PB72SHP42	42" High Storage Hutch with Pigeon-Holes & Wood Doors	5920
TOTAL			\$18,457

PB-06



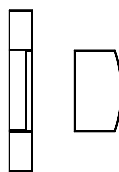
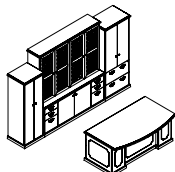
QUANTITY	CODE	DESCRIPTION	PRICE
1	PB13D24W30H65	Cabinet with Wood Doors, 2 shelves, 2 File Drawers	5654
1	PBTPOL8442	Left "P" Shaped Table Desk with Angled Modesty	6162
1	PBERR6024DCG	Executive Return with Box, Box, File	4238
1	PB96SH36	Closed 36" High Storage Hutch with Wood Doors	5633
1	PB1D24W30H65	Storage Cabinets with Wood Doors 4 Shelves	4569
TOTAL			\$26,256

PB-07



QUANTITY	CODE	DESCRIPTION	PRICE
1	PB13D20W36H72	Storage Cabinet with Doors & Adj. Shelves above 2 Lat. File Drawers	6141
1	PB72SHP42	42" High Storage Hutch with Pigeon-Holes & Wood Doors	5920
1	PB2D20W36H72	Wardrobe Cabinet with Doors, Coat Rack and Hat Shelf	4307
1	PBMID7242ED	Double Pedestal Bow Top Desk, Breakfront Style with FF on Left & BBF on Right	9098
1	PBC7220FG	Full Storage Credenza with Lat. File on Left & Storage Cabinet on Right	5526
TOTAL			\$30,993

PB-08



QUANTITY	CODE	DESCRIPTION	PRICE
1	PB1D20W24H65	Storage Cabinet with Wood Doors & Adj. Shelves	3036
1	PB13D24W30H72	Storage Cabinet with Doors & Adj. Shelves above 2 Lat. File Drawers	6167
1	PBMID7242ED	Double Pedestal Bow Top Desk, Breakfront Style with FF on Left & BBF on Right	9098
1	PBC7220DGD	Full Storage Credenza with BBF, Storage Cabinet & BBF	6480
1	PB72BW54	Hutch with Antique Brass Wire Mesh Wood Framed Doors	9497
TOTAL			\$34,278

DESKS • TECHNICAL INFORMATION

Double Pedestal Desks:

- All Double Pedestal Desks are shipped assembled.
- Kneewell locking standard and keyed alike.
- Comes with centre drawer standard.
- For optional pull out writing tray, please specify WT, list \$382.

Single Pedestal Desks:

- All Single Pedestals Desks are shipped assembled.
- Kneewell locking standard.
- For optional pull out writing tray, please specify WT, list \$191.

“D” and “P” Shaped Desks:

- All “D” and “P” Shaped Desks are shipped assembled.

“D” and “P” Shaped Connecting Desks:

- All “D” and “P” Runoff Desks are shipped knocked down.
- Veneer pattern is cross grained.
- To remove Cross Grain veneer pattern on Top, delete suffix “CG” from the Product Number Code. (Available at no upcharge)

DESKS • GUIDELINES FOR ORDERING PRODUCT

CODES: The price list uses a numbering system with meaningful alphanumeric characters to create a simple-to-understand product number. This makes specifying the product easy and accurate.

SPECIFICATION EXAMPLE OF A DESK UNIT

PRODUCT CODE:

PBMID8442ED
 PB = Philadelphia Series
 MD = Double Pedestal Bow Top Desk, with Breakfront Style
 8442 = Size: Width x Depth
 ED = Pedestal Configuration: FF on Left & BBF on Right

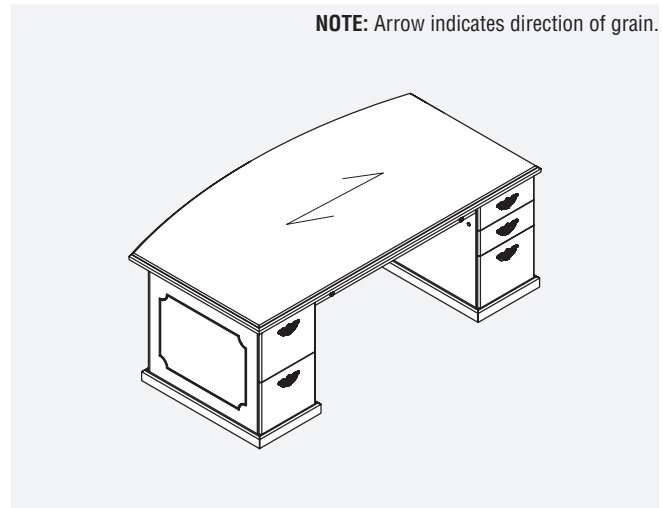
FINISH: Choose Finish

Optional Grommet Locations:

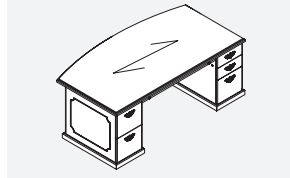
TL - Top Left
 TR - Top Right

For Grommet Location see Page A.9

NOTE: Arrow indicates direction of grain.



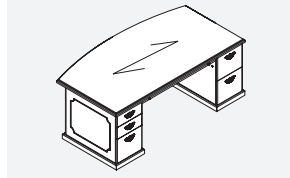
PBMID-ED • Double Pedestal Bow Top Desk, Breakfront Style with FF on Left & BBF on Right



PRODUCT CODE	PRICE	SIZE (INCHES)			WEIGHT LBS	VOL FT ³
		H	W	D		
PBMID8442ED	10482	29	84	42	443	59
PBMID7842ED	9789	29	78	42	412	55
PBMID7242ED	9098	29	72	42	380	51
PBMID6636ED	8847	29	66	36	340	40

- Inset Full Height Modesty Panel

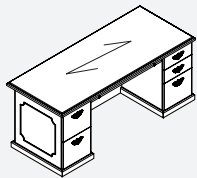
PBMID-DE • Double Pedestal Bow Top Desk, Breakfront Style with BBF on Left & FF on Right



PRODUCT CODE	PRICE	SIZE (INCHES)			WEIGHT LBS	VOL FT ³
		H	W	D		
PBMID8442DE	10482	29	84	42	443	59
PBMID7842DE	9789	29	78	42	412	55
PBMID7242DE	9098	29	72	42	380	51
PBMID6636DE	8847	29	66	36	340	40

- Inset Full Height Modesty Panel

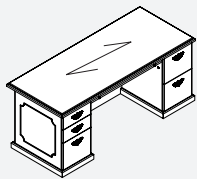
PBID-ED • Double Pedestal Desk, Breakfront Style with FF on Left & BBF on Right



PRODUCT CODE	PRICE	SIZE (INCHES)			WEIGHT LBS	VOL FT3
		H	W	D		
PBID8442ED	9035	29	84	42	442	59
PBID7842ED	8446	29	78	42	421	55
PBID7236ED	7858	29	72	36	375	44
PBID7230ED	7752	29	72	30	345	36
PBID6636ED	7752	29	66	36	360	40
PBID6630ED	7643	29	66	30	330	33
PBID6030ED	7425	29	60	30	315	30

• Inset Full Height Modesty Panel

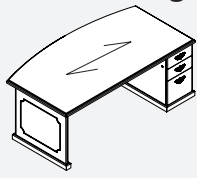
PBID-DE • Double Pedestal Desk, Breakfront Style with BBF on Left & FF on Right



PRODUCT CODE	PRICE	SIZE (INCHES)			WEIGHT LBS	VOL FT3
		H	W	D		
PBID8442DE	9035	29	84	42	442	59
PBID7842DE	8446	29	78	42	421	55
PBID7236DE	7858	29	72	36	375	44
PBID7230DE	7752	29	72	30	345	36
PBID6636DE	7752	29	66	36	360	40
PBID6630DE	7643	29	66	30	330	33
PBID6030DE	7425	29	60	30	315	30

• Inset Full Height Modesty Panel

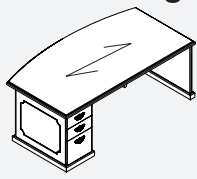
PBMISR-D • Single Pedestal Bow Top Desk, Breakfront Style with BBF on Right



PRODUCT CODE	PRICE	SIZE (INCHES)			WEIGHT LBS	VOL FT3
		H	W	D		
PBMISR8442D	7667	29	84	42	452	59
PBMISR7842D	7119	29	78	42	337	55
PBMISR7242D	6575	29	72	42	322	51
PBMISR6636D	6321	29	66	36	290	40

• Inset Full Height Modesty Panel

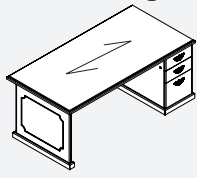
PBMISL-D • Single Pedestal Bow Top Desk, Breakfront Style with BBF on Left



PRODUCT CODE	PRICE	SIZE (INCHES)			WEIGHT LBS	VOL FT3
		H	W	D		
PBMISL8442D	7667	29	84	42	452	59
PBMISL7842D	7119	29	78	42	337	55
PBMISL7242D	6575	29	72	42	322	51
PBMISL6636D	6321	29	66	36	290	40

• Inset Full Height Modesty Panel

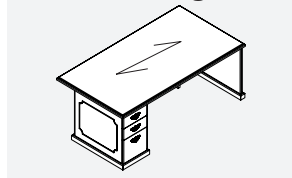
PBISR-D • Single Pedestal Desk, Breakfront Style with BBF on Right



PRODUCT CODE	PRICE	SIZE (INCHES)			WEIGHT LBS	VOL FT3
		H	W	D		
PBISR8442D	7322	29	84	42	387	59
PBISR7842D	6796	29	78	42	366	55
PBISR7236D	5378	29	72	36	320	44
PBISR7230D	5139	29	72	30	290	36
PBISR6636D	5139	29	66	36	305	40
PBISR6630D	4903	29	66	30	275	33
PBISR6030D	4686	29	60	30	260	30

• Inset Full Height Modesty Panel

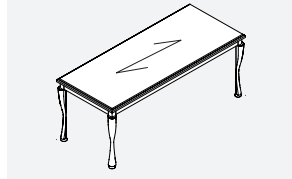
PBISL-D • Single Pedestal Desk, Breakfront Style with BBF on Left



PRODUCT CODE	PRICE	SIZE (INCHES)			WEIGHT LBS	VOL FT3
		H	W	D		
PBISL8442D	7322	29	84	42	387	59
PBISL7842D	6796	29	78	42	366	55
PBISL7236D	5378	29	72	36	320	44
PBISL7230D	5139	29	72	30	290	36
PBISL6636D	5139	29	66	36	305	40
PBISL6630D	4903	29	66	30	275	33
PBISL6030D	4686	29	60	30	260	30

- Inset Full Height Modesty Panel

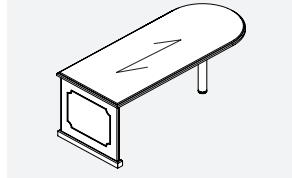
PBQATB • Table Desk Queen Anne Style



PRODUCT CODE	PRICE	SIZE (INCHES)			WEIGHT LBS	VOL FT3
		H	W	D		
PBQATB8442	8515	29	84	42	272	59
PBQATB7842	7981	29	78	42	253	55
PBQATB7236	6463	29	72	36	205	44
PBQATB7230	5822	29	72	30	192	36
PBQATB6636	5822	29	66	36	192	40
PBQATB6630	5122	29	66	30	188	33
PBQATB6030	4567	29	60	30	171	30

- Inset Full Height Modesty Panel

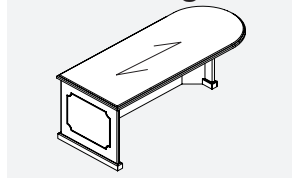
PBDD • Connecting “D” Shaped Table Desk



PRODUCT CODE	PRICE	SIZE (INCHES)			WEIGHT LBS	VOL FT3
		H	W	D		
PBDD8436	4782	29	84	36	343	51
PBDD7236	4095	29	72	36	294	44
PBDD7230	3805	29	72	30	264	36
PBDD6636	3805	29	66	36	245	40
PBDD6030	3655	29	60	30	225	30

- Wood Column Support and Full End Panel

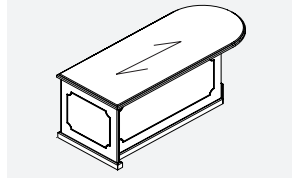
PBDDFR • Right “D” Shaped Table Desk



PRODUCT CODE	PRICE	SIZE (INCHES)			WEIGHT LBS	VOL FT3
		H	W	D		
PBDDFR8436	5871	29	84	36	367	51
PBDDFR7236	5034	29	72	36	320	44
PBDDFR7230	4747	29	72	30	290	36
PBDDFR6636	4747	29	66	36	271	40
PBDDFR6030	4596	29	60	30	247	30

- With 45°Angled Modesty and End Panel

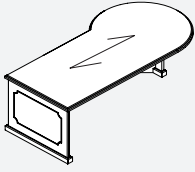
PBDDFL • Left “D” Shaped Table Desk



PRODUCT CODE	PRICE	SIZE (INCHES)			WEIGHT LBS	VOL FT3
		H	W	D		
PBDDFL8436	5871	29	84	36	367	51
PBDDFL7236	5034	29	72	36	320	44
PBDDFL7230	4747	29	72	30	290	36
PBDDFL6636	4747	29	66	36	271	40
PBDDFL6030	4596	29	60	30	247	30

- With 45°Angled Modesty and End Panel

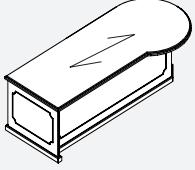
PBTPOR • Right Connecting “P” Shaped Table Desk



PRODUCT CODE	PRICE	SIZE (INCHES)			WEIGHT LBS	VOL FT ³
		H	W	D		
PBTPOR9642	7044	29	96	42	317	68
PBTPOR8442	6161	29	84	42	277	59
PBTPOR7242	5704	29	72	42	211	51

- With 45°Angled Modesty and End Panel

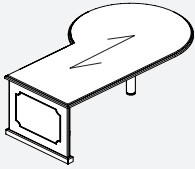
PBTPOL • Left Connecting “P” Shaped Table Desk



PRODUCT CODE	PRICE	SIZE (INCHES)			WEIGHT LBS	VOL FT ³
		H	W	D		
PBTPOL9642	7044	29	96	42	317	68
PBTPOL8442	6161	29	84	42	277	59
PBTPOL7242	5704	29	72	42	211	51

- With 45°Angled Modesty and End Panel

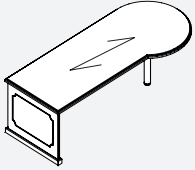
PBTPR • Right Connecting “P” Shaped Table Desk



PRODUCT CODE	PRICE	SIZE (INCHES)			WEIGHT LBS	VOL FT ³
		H	W	D		
PBTPR9642	5970	29	96	42	440	68
PBTPR8442	5223	29	84	42	385	59
PBTPR7242	4762	29	72	42	319	51

- Wood Column Support and Full End Panel

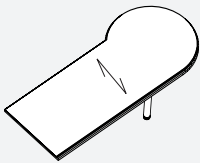
PBTPL • Left Connecting “P” Shaped Table Desk



PRODUCT CODE	PRICE	SIZE (INCHES)			WEIGHT LBS	VOL FT ³
		H	W	D		
PBTPL9642	5970	29	96	42	440	68
PBTPL8442	5223	29	84	42	385	59
PBTPL7242	4762	29	72	42	319	51

- Wood Column Support and Full End Panel

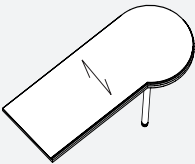
PBRPR • Right Connecting “P” Shaped Table Desk



PRODUCT CODE	PRICE	SIZE (INCHES)			WEIGHT LBS	VOL FT ³
		H	W	D		
PBRPR9642CG	5660	29	96	42	239	68
PBRPR8442CG	4954	29	84	42	209	59
PBRPR7242CG	4243	29	72	42	143	51

- Wood Column Support

PBRPL • Left Connecting “P” Shaped Table Desk



PRODUCT CODE	PRICE	SIZE (INCHES)			WEIGHT LBS	VOL FT ³
		H	W	D		
PBRPL9642CG	5660	29	96	42	239	68
PBRPL8442CG	4954	29	84	42	209	59
PBRPL7242CG	4243	29	72	42	143	51

- Wood Column Support

RETURNS • TECHNICAL INFORMATION

- All Returns are shipped assembled.
- Kneewell locking standard.
- All Returns have Cross Grain veneer pattern.
- To remove Cross Grain veneer pattern on Top, delete suffix “CG” from the product Code. (Available at no upcharge)

RETURNS • GUIDELINES FOR ORDERING PRODUCT

CODES: The price list uses a numbering system with meaningful alphanumeric characters to create a simple-to-understand product number. This makes specifying the product easy and accurate.

SPECIFICATION EXAMPLE OF A RETURN

PRODUCT CODE:

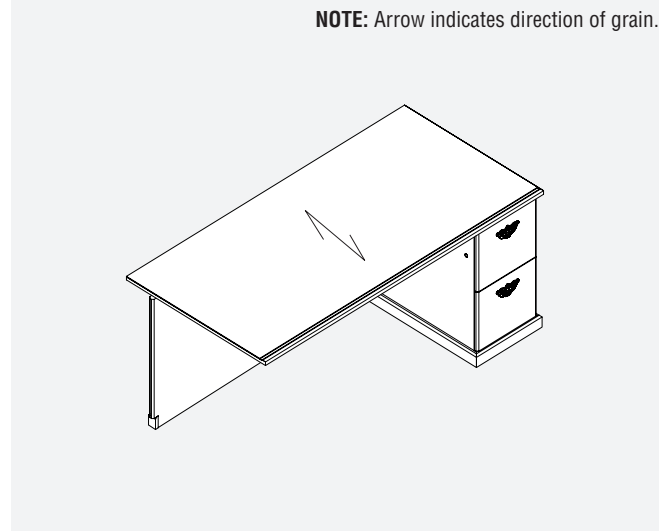
PBERR7224ECG
 PB = Philadelphia Series
 ERR = Executive Return Right
 7224 = Size: Width x Depth
 E = Pedestal Configuration: FF Pedestal
 CG = Cross Grain

FINISH: Choose Finish

Optional Grommet Locations:

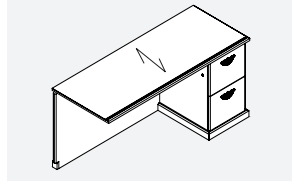
TL - Top Left
 TR - Top Right
 TC - Top Centre

For Grommet Location see Page A.9



NOTE: Arrow indicates direction of grain.

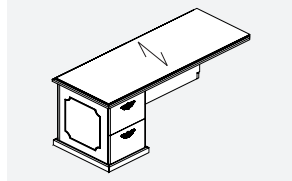
PBERR-E • Executive Return Right with FF Pedestal on Right



PRODUCT CODE	PRICE	SIZE (INCHES)			WEIGHT LBS	VOL FT3
		H	W	D		
PBERR7224ECG	4835	29	72	24	250	29
PBERR6624ECG	4659	29	66	24	236	27
PBERR6024ECG	4237	29	60	24	227	24
PBERR5424ECG	4082	29	54	24	205	22
PBERR4824ECG	3628	29	48	24	185	19
PBERR4224ECG	3491	29	42	24	178	17

- Full Height Flush Back Panel

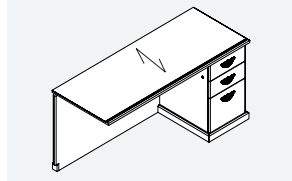
PBERL-E • Executive Return Left with FF Pedestal on Left



PRODUCT CODE	PRICE	SIZE (INCHES)			WEIGHT LBS	VOL FT3
		H	W	D		
PBERL7224ECG	4835	29	72	24	250	29
PBERL6624ECG	4659	29	66	24	236	27
PBERL6024ECG	4237	29	60	24	227	24
PBERL5424ECG	4082	29	54	24	205	22
PBERL4824ECG	3628	29	48	24	185	19
PBERL4224ECG	3491	29	42	24	178	17

- Full Height Flush Back Panel

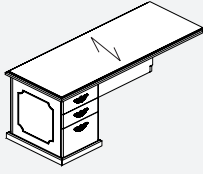
PBERR-D • Executive Return Right with BBF Pedestal on Right



PRODUCT CODE	PRICE	SIZE (INCHES)			WEIGHT LBS	VOL FT3
		H	W	D		
PBERR7224DCG	4835	29	72	24	250	29
PBERR6624DCG	4659	29	66	24	236	27
PBERR6024DCG	4237	29	60	24	227	24
PBERR5424DCG	4082	29	54	24	205	22
PBERR4824DCG	3628	29	48	24	185	19
PBERR4224DCG	3491	29	42	24	178	17

- Full Height Flush Back Panel

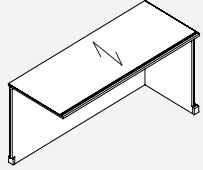
PBERL-D • Executive Return Left with BBF Pedestal on Left



PRODUCT CODE	PRICE	SIZE (INCHES)			WEIGHT LBS	VOL FT ³
		H	W	D		
PBERL7224DCG	4835	29	72	24	250	29
PBERL6624DCG	4659	29	66	24	236	27
PBERL6024DCG	4237	29	60	24	227	24
PBERL5424DCG	4082	29	54	24	205	22
PBERL4824DCG	3628	29	48	24	185	19
PBERL4224DCG	3491	29	42	24	178	17

• Full Height Flush Back Panel

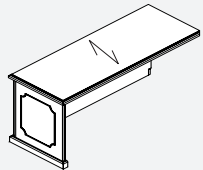
PBERR-24 • Executive Return Right, 24" deep



PRODUCT CODE	PRICE	SIZE (INCHES)			WEIGHT LBS	VOL FT ³
		H	W	D		
PBERR7224CG	2710	29	72	24	135	29
PBERR6624CG	2486	29	66	24	127	27
PBERR6024CG	2261	29	60	24	120	24
PBERR5424CG	2028	29	54	24	112	22
PBERR4824CG	1808	29	48	24	105	19
PBERR4224CG	1579	29	42	24	97	17

• Full Height Flush Back Panel

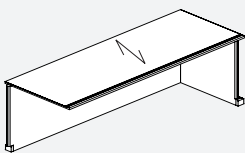
PBERL-24 • Executive Return Left, 24" deep



PRODUCT CODE	PRICE	SIZE (INCHES)			WEIGHT LBS	VOL FT ³
		H	W	D		
PBERL7224CG	2710	29	72	24	135	29
PBERL6624CG	2486	29	66	24	127	27
PBERL6024CG	2261	29	60	24	120	24
PBERL5424CG	2028	29	54	24	112	22
PBERL4824CG	1808	29	48	24	105	19
PBERL4224CG	1579	29	42	24	97	17

• Full Height Flush Back Panel

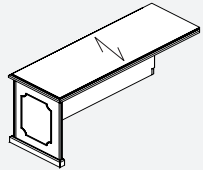
PBERR-22 • Executive Return Right, 22" deep



PRODUCT CODE	PRICE	SIZE (INCHES)			WEIGHT LBS	VOL FT ³
		H	W	D		
PBERR7222CG	2582	29	72	22	130	27
PBERR6622CG	2366	29	66	22	122	24
PBERR6022CG	2154	29	60	22	115	22
PBERR5422CG	1935	29	54	22	105	20
PBERR4822CG	1724	29	48	22	100	18
PBERR4222CG	1505	29	42	22	90	16

• Full Height Flush Back Panel

PBERL-22 • Executive Return Left, 22" deep



PRODUCT CODE	PRICE	SIZE (INCHES)			WEIGHT LBS	VOL FT ³
		H	W	D		
PBERL7222CG	2582	29	72	22	130	27
PBERL6622CG	2366	29	66	22	122	24
PBERL6022CG	2154	29	60	22	115	22
PBERL5422CG	1935	29	54	22	105	20
PBERL4822CG	1724	29	48	22	100	18
PBERL4222CG	1505	29	42	22	90	16

• Full Height Flush Back Panel

PIANO DESKS • TECHNICAL INFORMATION

- All Desks are shipped assembled.
- Units include installed horizontal wire management.
- Unit is handed by Post Leg.
- Not for use with Regular Corner Units.
- For Cross Grain veneer pattern on Top, add “CG” to code.
- If Grommet colour is not specified Black Grommet is standard.

PIANO DESKS • GUIDELINES FOR ORDERING PRODUCT

CODES: The price list uses a numbering system with meaningful alphanumeric characters to create a simple-to-understand product number. This makes specifying the product easy and accurate.

SPECIFICATION EXAMPLE OF A PIANO DESK UNIT

PRODUCT CODE:

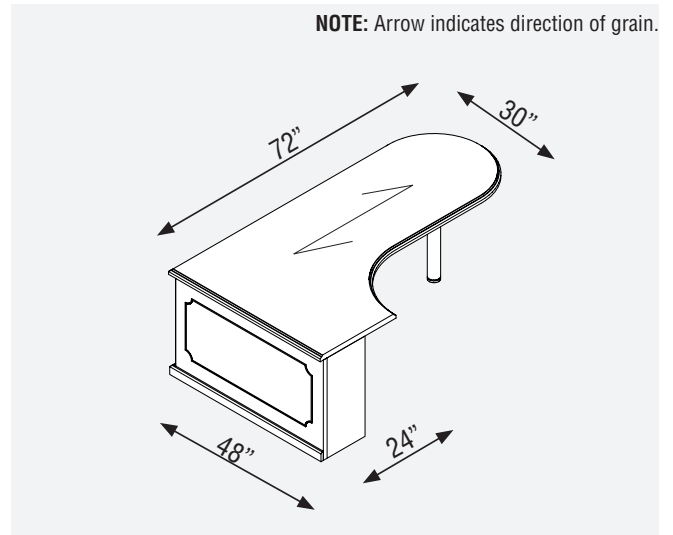
PBTDPR72304824
 PB = Philadelphia Series
 TDP = Piano “D” Shaped Table Desk
 R = Right Configuration
 7230 = Size of Worksurface: Width x Depth
 4824 = Size of End x Depth of Return Connection

FINISH: Choose Finish

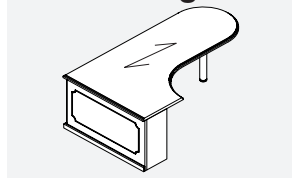
Optional Grommet Locations:

TE - Top End

For Grommet Location see Page A.9



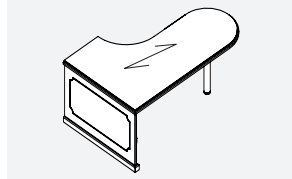
PBTDPR • Right “D” Shaped Piano Table Desk



PRODUCT CODE	PRICE	SIZE (INCHES)			WEIGHT LBS	VOL FT3
		H	W	D		
PBTDPR96304824	6208	29	96	48	464	77
PBTDPR84304824	5524	29	84	48	406	68
PBTDPR72304824	4836	29	72	48	348	58

- Wood Column Support and Full End Panel, 30” Deep Work Surface Extension and 24” Return Connection

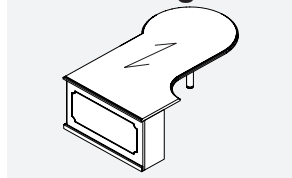
PBTDPL • Left “D” Shaped Piano Table Desk



PRODUCT CODE	PRICE	SIZE (INCHES)			WEIGHT LBS	VOL FT3
		H	W	D		
PBTDPL96304824	6208	29	96	48	464	77
PBTDPL84304824	5524	29	84	48	406	68
PBTDPL72304824	4836	29	72	48	348	58

- Wood Column Support and Full End Panel, 30” Deep Work Surface Extension and 24” Return Connection

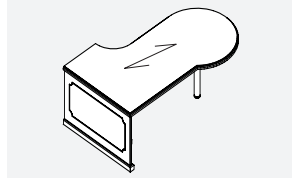
PBTPPR • Right “P” Shaped Piano Table Desk



PRODUCT CODE	PRICE	SIZE (INCHES)			WEIGHT LBS	VOL FT3
		H	W	D		
PBTPPR96424824	7084	29	96	54	580	97
PBTPPR84424824	6334	29	84	54	508	85
PBTPPR72424824	5872	29	72	54	435	73

- Wood Column Support and Full End Panel, with 42”/30” Work Surface and 24” Return Connection

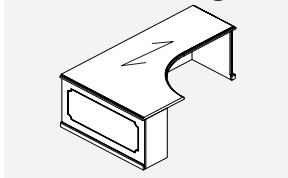
PBTPPL • Left “P” Shaped Piano Table Desk



PRODUCT CODE	PRICE	SIZE (INCHES)			WEIGHT LBS	VOL FT3
		H	W	D		
PBTPPL96424824	7084	29	96	54	580	97
PBTPPL84424824	6334	29	84	54	508	85
PBTPPL72424824	5872	29	72	54	435	73

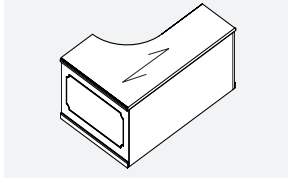
- Wood Column Support and Full End Panel, with 42”/30” Work Surface and 24” Return Connection

PBEKR-ML • Right Extended Corner Table Desk with a 24" Return Connection



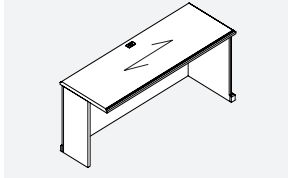
PRODUCT CODE	PRICE	SIZE (INCHES)			WEIGHT LBS	VOL FT3
		H	W	D		
PBEKR489624ML	6745	29	96	48	387	77
PBEKR489024ML	6370	29	90	48	363	73
PBEKR488424ML	6294	29	84	48	338	68
PBEKR487824ML	6262	29	78	48	314	63
PBEKR487224ML	5951	29	72	48	290	58
PBEKR486624ML	5548	29	66	48	266	52
PBEKR486024ML	5143	29	60	48	242	48

PBEKL-MR • Left Extended Corner Table Desk with a 24" Return Connection



PRODUCT CODE	PRICE	SIZE (INCHES)			WEIGHT LBS	VOL FT3
		H	W	D		
PBEKL964824MR	6745	29	96	48	387	77
PBEKL904824MR	6370	29	90	48	363	73
PBEKL844824MR	6294	29	84	48	338	68
PBEKL784824MR	6262	29	78	48	314	63
PBEKL724824MR	5951	29	72	48	290	58
PBEKL664824MR	5548	29	66	48	266	52
PBEKL604824MR	5143	29	60	48	242	48

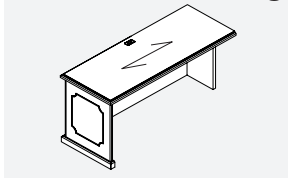
PBVER • Right Linking Return



PRODUCT CODE	PRICE	SIZE (INCHES)			WEIGHT LBS	VOL FT3
		H	W	D		
PBVER9624CG	4098	29	96	24	200	39
PBVER9024CG	3843	29	90	24	187	36
PBVER8424CG	3587	29	84	24	174	34
PBVER7824CG	3329	29	78	24	162	31
PBVER7224CG	3075	29	72	24	149	29
PBVER6624CG	2885	29	66	24	141	27
PBVER6024CG	2697	29	60	24	132	24
PBVER5424CG	2545	29	54	24	121	22
PBVER4824CG	2390	29	48	24	115	19
PBVER4224CG	2013	29	42	24	99	17
PBVER3624CG	1944	29	36	24	83	15
PBVER3024CG	1929	29	30	24	77	12
PBVER2424CG	1601	29	24	24	61	10

• Used in Conjunction with Extended Piano Corner Units or Piano Shaped Desks

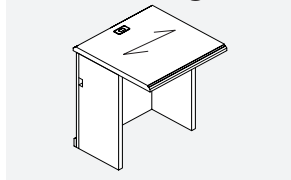
PBVEL • Left Linking Return



PRODUCT CODE	PRICE	SIZE (INCHES)			WEIGHT LBS	VOL FT3
		H	W	D		
PBVEL9624CG	4098	29	96	24	200	39
PBVEL9024CG	3843	29	90	24	187	36
PBVEL8424CG	3587	29	84	24	174	34
PBVEL7824CG	3329	29	78	24	162	31
PBVEL7224CG	3075	29	72	24	149	29
PBVEL6624CG	2885	29	66	24	141	27
PBVEL6024CG	2697	29	60	24	132	24
PBVEL5424CG	2545	29	54	24	121	22
PBVEL4824CG	2390	29	48	24	115	19
PBVEL4224CG	2013	29	42	24	99	17
PBVEL3624CG	1944	29	36	24	83	15
PBVEL3024CG	1929	29	30	24	77	12
PBVEL2424CG	1601	29	24	24	61	10

• Used in Conjunction with Extended Piano Corner Units or Piano Shaped Desks

PBBTN • Bridge for Extended Piano Corner Units or Piano Shaped Desks



PRODUCT CODE	PRICE	SIZE (INCHES)			WEIGHT LBS	VOL FT3
		H	W	D		
PBBTN4824CG	2320	29	48	24	110	19
PBBTN4224CG	1944	29	42	24	94	17
PBBTN3624CG	1872	29	36	24	79	15
PBBTN3024CG	1833	29	30	24	72	12
PBBTN2424CG	1540	29	24	24	56	10
PBBTN1824CG	1156	29	18	24	43	8
PBBTN1224CG	768	29	12	24	29	5

CREDENZAS • TECHNICAL INFORMATION

- All Credenzas are shipped assembled.
- All Storage Cabinets include one adjustable shelf per set of doors.
- “F” and “G” depict 36” and “M” and “N” depict 30”.
- “F” and “N” indicate lateral file drawers and “G” and “M” indicate storage cabinets with doors.
- Credenza Shells accept Modular Storage. Use Modular Storage for top support allowing no more than 72” unsupported.
- Credenza Shells with a width of 96” and more will have a 12” middle support gable.
- For PBCF7220 and PBCF6020, standard face locking for cabinet and lateral file.

CREDENZAS • GUIDELINES FOR ORDERING PRODUCT

CODES: The price list uses a numbering system with meaningful alphanumeric characters to create a simple-to-understand product number. This makes specifying the product easy and accurate.

SPECIFICATION EXAMPLE OF A CREDENZA UNIT

PRODUCT CODE:

PBC7220FG
 PB = Philadelphia Series
 C = Full Storage Credenza
 7220 = Size: Width x Depth

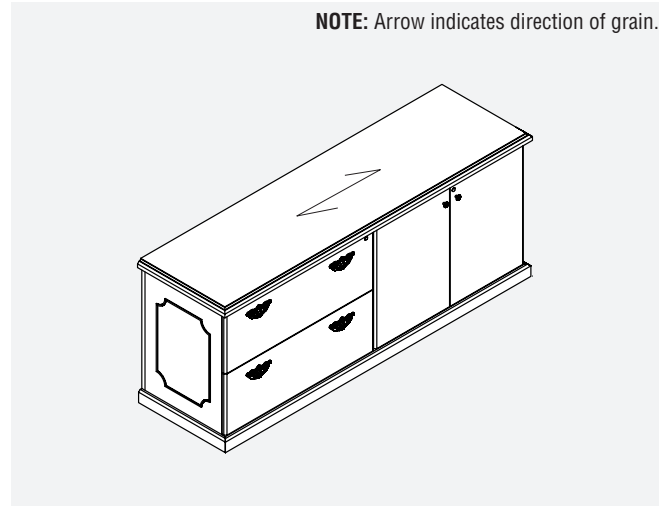
F = 36” Lateral File Drawer
 G = 36” Storage Cabinet w/doors

FINISH: Choose Finish

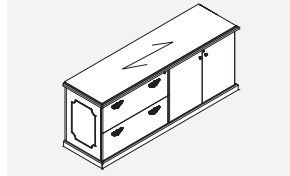
Optional Grommet Locations:

- TL - Top Left
- TR - Top Right
- TC - Top Centre
- BL - Back Left
- BR - Back Right
- BC - Back Centre

For Grommet Location see Page A.9

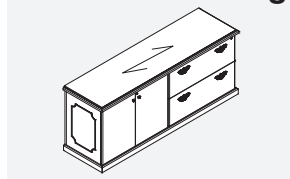


PBC-XX • Full Storage Credenza with Lat. File on Left & Storage Cabinet on Right



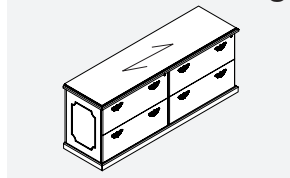
PRODUCT CODE	PRICE	SIZE (INCHES)			WEIGHT LBS	VOL FT3
		H	W	D		
PBC7220FG	5526	29	72	20	272	24
PBC6020NM	4602	29	60	20	220	20

PBC-XX • Full Storage Credenza with Storage Cabinet on Left & Lat. File on Right



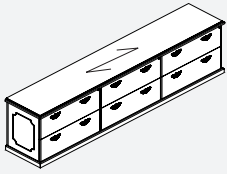
PRODUCT CODE	PRICE	SIZE (INCHES)			WEIGHT LBS	VOL FT3
		H	W	D		
PBC7220GF	5526	29	72	20	272	24
PBC6020MN	4602	29	60	20	220	20

PBC-XX • Full Storage Credenza with 2 Sets of 36” or 30” Lat. Files



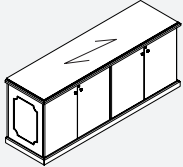
PRODUCT CODE	PRICE	SIZE (INCHES)			WEIGHT LBS	VOL FT3
		H	W	D		
PBC7220FF	7069	29	72	20	287	24
PBC6020NN	6185	29	60	20	205	20

PBC-xxx • Full Storage Credenza with 3 Sets of 36" or 30" Lat. Files



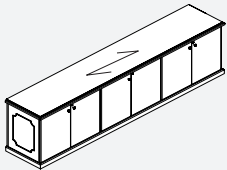
PRODUCT CODE	PRICE	SIZE (INCHES)			WEIGHT LBS	VOL FT3
		H	W	D		
PBC10820FFF	11868	29	108	20	412	36
PBC9020NNN	9892	29	90	20	337	30

PBC-xx • Full Storage Credenza with 2 Sets of Storage Cabinets



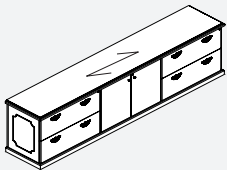
PRODUCT CODE	PRICE	SIZE (INCHES)			WEIGHT LBS	VOL FT3
		H	W	D		
PBC7220GG	5246	29	72	20	253	24
PBC6020MM	4587	29	60	20	209	20

PBC-xxx • Full Storage Credenza with 3 Sets of Storage Cabinets



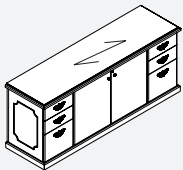
PRODUCT CODE	PRICE	SIZE (INCHES)			WEIGHT LBS	VOL FT3
		H	W	D		
PBC10820GGG	9459	29	108	20	278	36
PBC9020MMM	7885	29	90	20	228	30

PBC-xxx • Full Storage Credenza with Lat. File, Storage Cabinet & Lat. File



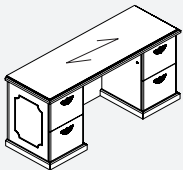
PRODUCT CODE	PRICE	SIZE (INCHES)			WEIGHT LBS	VOL FT3
		H	W	D		
PBC10824FGF	13307	29	108	24	479	44
PBC9024NMN	11087	29	90	24	399	36
PBC10820FGF	11066	29	108	20	388	36
PBC9020NMN	9219	29	90	20	321	30

PBC-XXX • Full Storage Credenza with BBF, Storage Cabinet & BBF



PRODUCT CODE	PRICE	SIZE (INCHES)			WEIGHT LBS	VOL FT3
		H	W	D		
PBC7224DGD	7436	29	72	24	319	29
PBC6024DGD	6817	29	60	24	266	24
PBC7220DGD	6479	29	72	20	298	24
PBC6020DGD	5671	29	60	20	246	20

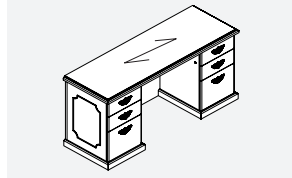
PBCK-EE • Double Pedestal Credenza with FF on Left and FF on Right



PRODUCT CODE	PRICE	SIZE (INCHES)			WEIGHT LBS	VOL FT3
		H	W	D		
PBCK8424EE	7772	29	84	24	348	34
PBCK7824EE	7219	29	78	24	319	31
PBCK7224EE	6667	29	72	24	280	29
PBCK6624EE	6564	29	66	24	261	27
PBCK6024EE	6109	29	60	24	238	24
PBCK8420EE	6775	29	84	20	307	28
PBCK7820EE	6291	29	78	20	285	26
PBCK7220EE	5807	29	72	20	267	24
PBCK6620EE	5320	29	66	20	244	22
PBCK6020EE	4839	29	60	20	220	20

- Full Height Back Panel
- Knee Space

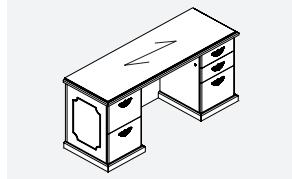
PBCK-DD • Double Pedestal Credenza with BBF on Left & BBF on Right



PRODUCT CODE	PRICE	SIZE (INCHES)			WEIGHT LBS	VOL FT3
		H	W	D		
PBCK8424DD	7772	29	84	24	348	34
PBCK7824DD	7219	29	78	24	319	31
PBCK7224DD	6667	29	72	24	280	29
PBCK6624DD	6564	29	66	24	261	27
PBCK6024DD	6109	29	60	24	238	24
PBCK8420DD	6775	29	84	20	307	28
PBCK7820DD	6291	29	78	20	285	26
PBCK7220DD	5807	29	72	20	267	24
PBCK6620DD	5320	29	66	20	244	22
PBCK6020DD	4839	29	60	20	220	20

- Full Height Back Panel
- Knee Space

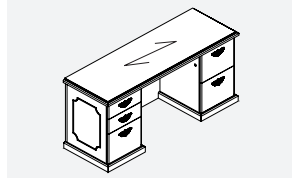
PBCK-ED • Double Pedestal Credenza with FF on Left & BBF on Right



PRODUCT CODE	PRICE	SIZE (INCHES)			WEIGHT LBS	VOL FT3
		H	W	D		
PBCK8424ED	7772	29	84	24	348	34
PBCK7824ED	7219	29	78	24	319	31
PBCK7224ED	6667	29	72	24	280	29
PBCK6624ED	6564	29	66	24	261	27
PBCK6024ED	6109	29	60	24	238	24
PBCK8420ED	6775	29	84	20	307	28
PBCK7820ED	6291	29	78	20	285	26
PBCK7220ED	5807	29	72	20	267	24
PBCK6620ED	5320	29	66	20	244	22
PBCK6020ED	4839	29	60	20	220	20

- Full Height Back Panel
- Knee Space

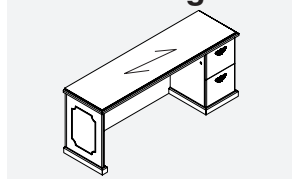
PBCK-DE • Double Pedestal Credenza with BBF on Left & FF on Right



PRODUCT CODE	PRICE	SIZE (INCHES)			WEIGHT LBS	VOL FT3
		H	W	D		
PBCK8424DE	7772	29	84	24	348	34
PBCK7824DE	7219	29	78	24	319	31
PBCK7224DE	6667	29	72	24	280	29
PBCK6624DE	6564	29	66	24	261	27
PBCK6024DE	6109	29	60	24	238	24
PBCK8420DE	6775	29	84	20	307	28
PBCK7820DE	6291	29	78	20	285	26
PBCK7220DE	5807	29	72	20	267	24
PBCK6620DE	5320	29	66	20	244	22
PBCK6020DE	4839	29	60	20	220	20

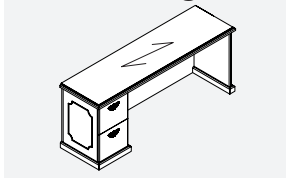
- Full Height Back Panel
- Knee Space

PBCR-E • Single Pedestal Credenza with FF on Right



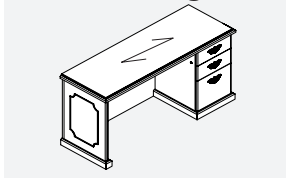
PRODUCT CODE	PRICE	SIZE (INCHES)			WEIGHT LBS	VOL FT3
		H	W	D		
PBCR8424E	5875	29	84	24	315	34
PBCR7824E	5459	29	78	24	292	31
PBCR7224E	5035	29	72	24	270	29
PBCR6624E	4849	29	66	24	247	27
PBCR6024E	4408	29	60	24	225	24
PBCR8420E	5121	29	84	20	273	28
PBCR7820E	4755	29	78	20	252	26
PBCR7220E	4389	29	72	20	237	24
PBCR6620E	4225	29	66	20	216	22
PBCR6020E	3843	29	60	20	195	20

PBCL-E • Single Pedestal Credenza with FF on Left



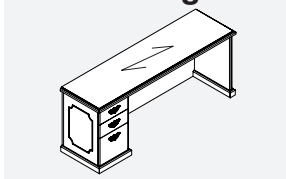
PRODUCT CODE	PRICE	SIZE (INCHES)			WEIGHT LBS	VOL FT3
		H	W	D		
PBCL8424E	5875	29	84	24	315	34
PBCL7824E	5459	29	78	24	292	31
PBCL7224E	5035	29	72	24	270	29
PBCL6624E	4849	29	66	24	247	27
PBCL6024E	4408	29	60	24	225	24
PBCL8420E	5121	29	84	20	273	28
PBCL7820E	4755	29	78	20	252	26
PBCL7220E	4389	29	72	20	237	24
PBCL6620E	4225	29	66	20	216	22
PBCL6020E	3843	29	60	20	195	20

PBCR-D • Single Pedestal Credenza with BBF on Right



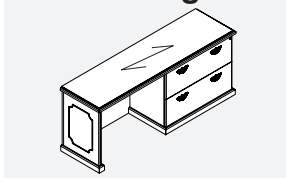
PRODUCT CODE	PRICE	SIZE (INCHES)			WEIGHT LBS	VOL FT3
		H	W	D		
PBCR8424D	5875	29	84	24	315	34
PBCR7824D	5459	29	78	24	292	31
PBCR7224D	5035	29	72	24	270	29
PBCR6624D	4849	29	66	24	247	27
PBCR6024D	4408	29	60	24	225	24
PBCR8420D	5121	29	84	20	273	28
PBCR7820D	4755	29	78	20	252	26
PBCR7220D	4389	29	72	20	237	24
PBCR6620D	4225	29	66	20	216	22
PBCR6020D	3843	29	60	20	195	20

PBCL-D • Single Pedestal Credenza with BBF on Left



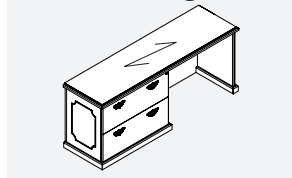
PRODUCT CODE	PRICE	SIZE (INCHES)			WEIGHT LBS	VOL FT3
		H	W	D		
PBCL8424D	5875	29	84	24	315	34
PBCL7824D	5459	29	78	24	292	31
PBCL7224D	5035	29	72	24	270	29
PBCL6624D	4849	29	66	24	247	27
PBCL6024D	4408	29	60	24	225	24
PBCL8420D	5121	29	84	20	273	28
PBCL7820D	4755	29	78	20	252	26
PBCL7220D	4389	29	72	20	237	24
PBCL6620D	4225	29	66	20	216	22
PBCL6020D	3843	29	60	20	195	20

PBCR-F • Single Pedestal Credenza with 36" Lat. File on Right



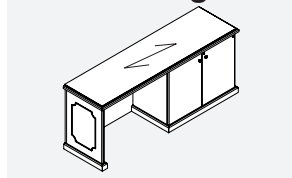
PRODUCT CODE	PRICE	SIZE (INCHES)			WEIGHT LBS	VOL FT3
		H	W	D		
PBCR8424F	6831	29	84	24	305	34
PBCR7824F	6338	29	78	24	285	31
PBCR7224F	5856	29	72	24	261	29
PBCR6624F	5683	29	66	24	239	27
PBCR6024F	5116	29	60	24	218	24
PBCR8420F	5952	29	84	20	253	28
PBCR7820F	5525	29	78	20	233	26
PBCR7220F	5099	29	72	20	218	24
PBCR6620F	4912	29	66	20	197	22
PBCR6020F	4458	29	60	20	176	20

PBCL-F • Single Pedestal Credenza with 36" Lat. File on Left



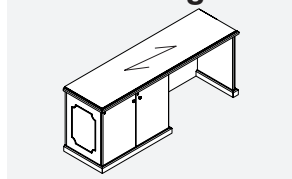
PRODUCT CODE	PRICE	SIZE (INCHES)			WEIGHT LBS	VOL FT3
		H	W	D		
PBCL8424F	6831	29	84	24	305	34
PBCL7824F	6338	29	78	24	285	31
PBCL7224F	5856	29	72	24	261	29
PBCL6624F	5683	29	66	24	239	27
PBCL6024F	5116	29	60	24	218	24
PBCL8420F	5952	29	84	20	253	28
PBCL7820F	5525	29	78	20	233	26
PBCL7220F	5099	29	72	20	218	24
PBCL6620F	4912	29	66	20	197	22
PBCL6020F	4458	29	60	20	176	20

PBCR-G • Single Pedestal Credenza with Storage Cabinet on Right



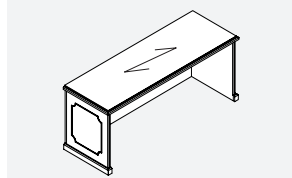
PRODUCT CODE	PRICE	SIZE (INCHES)			WEIGHT LBS	VOL FT3
		H	W	D		
PBCR8424G	6135	29	84	24	338	34
PBCR7824G	5695	29	78	24	314	31
PBCR7224G	5272	29	72	24	290	29
PBCR6624G	5059	29	66	24	266	27
PBCR6024G	4600	29	60	24	242	24
PBCR8420G	5345	29	84	20	290	28
PBCR7820G	4962	29	78	20	272	26
PBCR7220G	4583	29	72	20	252	24
PBCR6620G	4403	29	66	20	230	22
PBCR6020G	4010	29	60	20	208	20

PBCL-G • Single Pedestal Credenza with Storage Cabinet on Left



PRODUCT CODE	PRICE	SIZE (INCHES)			WEIGHT LBS	VOL FT3
		H	W	D		
PBCL8424G	6135	29	84	24	338	34
PBCL7824G	5695	29	78	24	314	31
PBCL7224G	5272	29	72	24	290	29
PBCL6624G	5059	29	66	24	266	27
PBCL6024G	4600	29	60	24	242	24
PBCL8420G	5345	29	84	20	290	28
PBCL7820G	4962	29	78	20	272	26
PBCL7220G	4583	29	72	20	252	24
PBCL6620G	4403	29	66	20	230	22
PBCL6020G	4010	29	60	20	208	20

PBC • Credenza Shell with Full Back Panel



PRODUCT CODE	PRICE	SIZE (INCHES)			WEIGHT LBS	VOL FT3
		H	W	D		
PBC12024	5234	29	120	24	387	48
PBC11424	4974	29	114	24	367	46
PBC10824	4711	29	108	24	348	44
PBC10224	4444	29	102	24	329	41
PBC9624	4184	29	96	24	309	39
PBC9024	3923	29	90	24	290	36
PBC8424	3664	29	84	24	271	34
PBC7824	3399	29	78	24	251	31
PBC7224	3139	29	72	24	232	29
PBC6624	3027	29	66	24	213	27
PBC6024	2748	29	60	24	193	24
PBC5424	2600	29	54	24	174	22
PBC4824	2457	29	48	24	155	19
PBC4224	2082	29	42	24	135	17

CORNERS AND COMPONENTS • TECHNICAL INFORMATION

Corners

- All units are shipped assembled.
- Unit includes grommets shown and installed horizontal wire management.
- Corner Units and Extended Corner Units must be used exclusively with Linking Bridges and Linking Returns

Linking Bridge

- Handed by recessed end panel.

Extended Corner Table

- No molding on back side.
- Grommets are not included and must be specified.

Linking Return

- Unit includes grommets shown and installed horizontal wire management.
- Handed by full end panel.

Table

- Unit includes grommets shown and installed horizontal wire management.

CORNERS AND COMPONENTS • GUIDELINES FOR ORDERING PRODUCT

CODES: The price list uses a numbering system with meaningful alphanumeric characters to create a simple-to-understand product number. This makes specifying the product easy and accurate.

SPECIFICATION EXAMPLE OF A CORNER UNIT

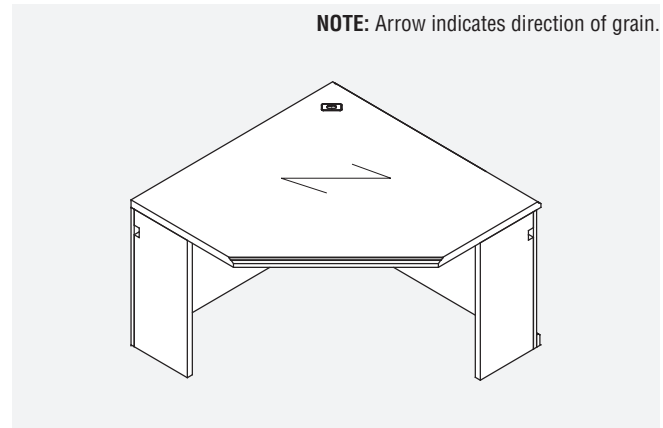
PRODUCT CODE:

PBE484824MR
 PB = Philadelphia Series
 E = Corner Table with Straight Front
 4848 = Size: Width x Depth
 24 = Linking Bridge Depth Size
 MR = Molding on 1 side (Right)

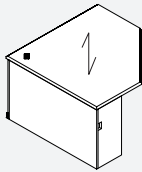
FINISH: Choose Finish

For Grommet Location see Page A.9

NOTE: Arrow indicates direction of grain.



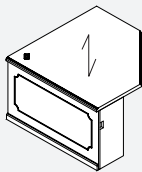
PBE-MR • Right Corner Table



PRODUCT CODE	PRICE	SIZE (INCHES)			WEIGHT LBS	VOL FT ³
		H	W	D		
PBE484824MR	3658	29	48	48	196	39
PBE424224MR	2812	29	42	42	150	30
PBE363624MR	2672	29	36	36	130	22

- With 2 Recessed End Panels

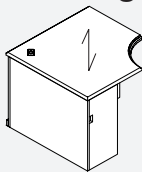
PBE-ML • Left Corner Table



PRODUCT CODE	PRICE	SIZE (INCHES)			WEIGHT LBS	VOL FT ³
		H	W	D		
PBE484824ML	3658	29	48	48	196	39
PBE424224ML	2812	29	42	42	150	30
PBE363624ML	2672	29	36	36	130	22

- With 2 Recessed End Panels

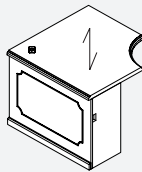
PBEK-MR • Right Corner Table with Inner Curve



PRODUCT CODE	PRICE	SIZE (INCHES)			WEIGHT LBS	VOL FT ³
		H	W	D		
PBEK484824MR	4206	29	48	48	196	39
PBEK424224MR	3234	29	42	42	150	30
PBEK363624MR	3073	29	36	36	130	22

- With 2 Recessed End Panels and Inner Curve

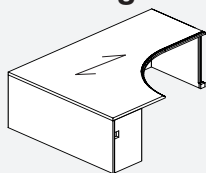
PBEK-ML • Left Corner Table with Inner Curve



PRODUCT CODE	PRICE	SIZE (INCHES)			WEIGHT LBS	VOL FT3
		H	W	D		
PBEK484824ML	4206	29	48	48	196	39
PBEK424224ML	3234	29	42	42	150	30
PBEK363624ML	3073	29	36	36	130	22

• With 2 Recessed End Panels and Inner Curve

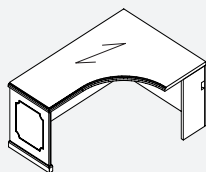
PBEKR • Right Extended Corner Table with 24" Return Connection



PRODUCT CODE	PRICE	SIZE (INCHES)			WEIGHT LBS	VOL FT3
		H	W	D		
PBEKR489624	6131	29	96	48	387	77
PBEKR489024	5790	29	90	48	363	73
PBEKR488424	5719	29	84	48	338	68
PBEKR487824	5690	29	78	48	314	63
PBEKR487224	5409	29	72	48	290	58
PBEKR486624	5040	29	66	48	266	52
PBEKR486024	4675	29	60	48	242	48

• With Full Back Panel

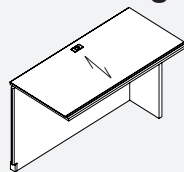
PBEKL • Left Extended Corner Table with 24" Return Connection



PRODUCT CODE	PRICE	SIZE (INCHES)			WEIGHT LBS	VOL FT3
		H	W	D		
PBEKL964824	6131	29	48	96	387	77
PBEKL904824	5790	29	48	90	363	73
PBEKL844824	5719	29	48	84	338	68
PBEKL784824	5690	29	48	78	314	63
PBEKL724824	5409	29	48	72	290	58
PBEKL664824	5040	29	48	66	266	52
PBEKL604824	4675	29	48	60	242	48

• With Full Back Panel

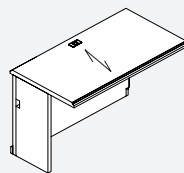
PBBT-NLR • Right Linking Bridge to join Corner Worksurface to Desk or Credenza



PRODUCT CODE	PRICE	SIZE (INCHES)			WEIGHT LBS	VOL FT3
		H	W	D		
PBBT6024NLR CG	2379	29	60	24	145	24
PBBT5424NLR CG	2143	29	54	24	131	22
PBBT4824NLR CG	1902	29	48	24	116	19
PBBT4224NLR CG	1542	29	42	24	102	17
PBBT3624NLR CG	1399	29	36	24	87	15
PBBT3024NLR CG	1367	29	30	24	73	12

• With Full Back Panel

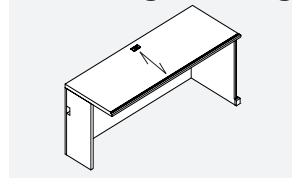
PBBT-NLL • Left Linking Bridge to join Corner Worksurface to Desk or Credenza



PRODUCT CODE	PRICE	SIZE (INCHES)			WEIGHT LBS	VOL FT3
		H	W	D		
PBBT6024NLL CG	2379	29	60	24	145	24
PBBT5424NLL CG	2143	29	54	24	131	22
PBBT4824NLL CG	1902	29	48	24	116	19
PBBT4224NLL CG	1542	29	42	24	102	17
PBBT3624NLL CG	1399	29	36	24	87	15
PBBT3024NLL CG	1367	29	30	24	73	12

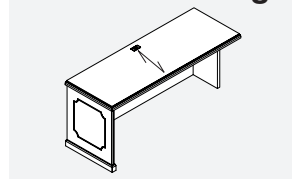
• With Full Back Panel

PBVR • Right Linking Return to be used with Corner Unit



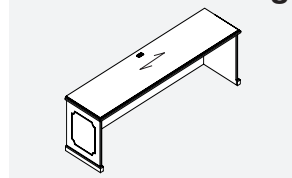
PRODUCT CODE	PRICE	SIZE (INCHES)			WEIGHT LBS	VOL FT ³
		H	W	D		
PBVR9624CG	3945	29	96	24	200	39
PBVR9024CG	3699	29	90	24	187	36
PBVR8424CG	3452	29	84	24	174	34
PBVR7824CG	3205	29	78	24	162	31
PBVR7224CG	2958	29	72	24	149	29
PBVR6624CG	2775	29	66	24	141	27
PBVR6024CG	2595	29	60	24	132	24
PBVR5424CG	2450	29	54	24	121	22
PBVR4824CG	2299	29	48	24	115	19
PBVR4224CG	1940	29	42	24	99	17
PBVR3624CG	1871	29	36	24	83	15
PBVR3024CG	1837	29	30	24	77	12
PBVR2424CG	1540	29	24	24	61	10

PBVL • Left Linking Return to be used with Corner Unit



PRODUCT CODE	PRICE	SIZE (INCHES)			WEIGHT LBS	VOL FT ³
		H	W	D		
PBVL9624CG	3945	29	96	24	200	39
PBVL9024CG	3699	29	90	24	187	36
PBVL8424CG	3452	29	84	24	174	34
PBVL7824CG	3205	29	78	24	162	31
PBVL7224CG	2958	29	72	24	149	29
PBVL6624CG	2775	29	66	24	141	27
PBVL6024CG	2595	29	60	24	132	24
PBVL5424CG	2450	29	54	24	121	22
PBVL4824CG	2299	29	48	24	115	19
PBVL4224CG	1940	29	42	24	99	17
PBVL3624CG	1871	29	36	24	83	15
PBVL3024CG	1837	29	30	24	77	12
PBVL2424CG	1540	29	24	24	61	10

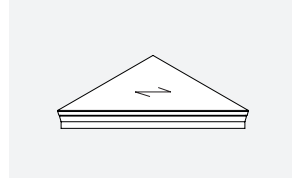
PBVT • Freestanding Table



PRODUCT CODE	PRICE	SIZE (INCHES)			WEIGHT LBS	VOL FT ³
		H	W	D		
PBVT9624	4032	29	96	24	213	39
PBVT9024	3779	29	90	24	199	36
PBVT8424	3527	29	84	24	186	34
PBVT7824	3270	29	78	24	173	31
PBVT7224	3023	29	72	24	160	29
PBVT6624	2842	29	66	24	146	27
PBVT6024	2663	29	60	24	133	24
PBVT5424	2514	29	54	24	128	22
PBVT4824	2366	29	48	24	120	19
PBVT4224	2003	29	42	24	104	17
PBVT3624	1935	29	36	24	88	15
PBVT3024	1899	29	30	24	82	12
PBVT2424	1597	29	24	24	65	10

• With Full End Panels

PBV-1212-CT • Corner Filler Top



PRODUCT CODE	PRICE	SIZE (INCHES)			WEIGHT LBS	VOL FT ³
		H	W	D		
PBV1212CT	806	1.3	12	12	5	1

• Corner Filler Top

MODULAR STORAGE • TECHNICAL INFORMATION

- All storage components are shipped assembled.
- Components 28" high are intended for use with a Desk, Credenza or Return Shell
- Backs on 28" high Pedestals and Cabinets are unfinished. If finished back is required, please see Page H.2.
- If a profiled Top is required, please see section "Freestanding Storage".

MODULAR STORAGE • GUIDELINES FOR ORDERING PRODUCT

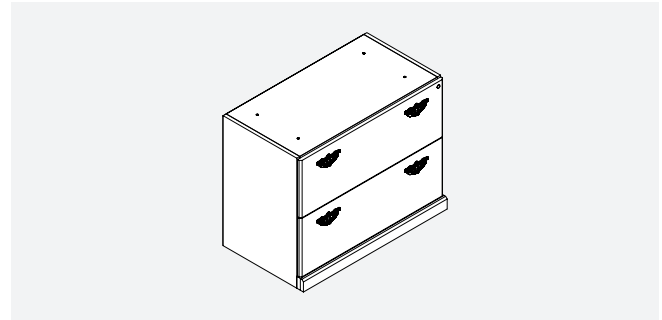
CODES: The price list uses a numbering system with meaningful alphanumeric characters to create a simple-to-understand product number. This makes specifying the product easy and accurate.

SPECIFICATION EXAMPLE OF A LATERAL FILE UNIT

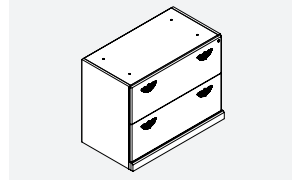
PRODUCT CODE:

PBWF
 PB = Philadelphia Series
 W = Modular/Freestanding Unit
 F = 35" wide Lateral File

FINISH: Choose Finish

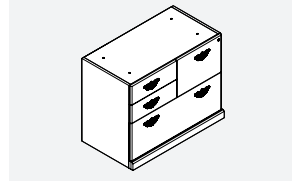


PBW-F/N • Modular Lateral File



PRODUCT CODE	PRICE	SIZE (INCHES)			WEIGHT LBS	VOL FT3
		H	W	D		
PBWF	3292	28	35.1	19.1	115	11
PBWN	2883	28	30	19.1	96	9

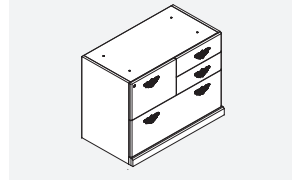
PBWZR • Modular Combination Storage



PRODUCT CODE	PRICE	SIZE (INCHES)			WEIGHT LBS	VOL FT3
		H	W	D		
PBWZR	3236	28	35.1	19	115	11

- with 1 Lat. File, 2 Boxes Top Left & 1 File Top Right

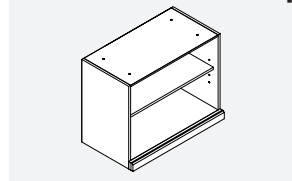
PBWZL • Modular Combination Storage



PRODUCT CODE	PRICE	SIZE (INCHES)			WEIGHT LBS	VOL FT3
		H	W	D		
PBWZL	3236	28	35.1	19	115	11

- with 1 Lat. File, 1 File Top Right & 2 Boxes Top Left

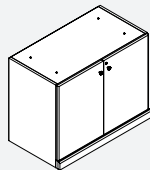
PBWOB • Modular Open Storage



PRODUCT CODE	PRICE	SIZE (INCHES)			WEIGHT LBS	VOL FT3
		H	W	D		
PBWOB36	1624	28	35.1	19	92	11
PBWOB30	1440	29	29	19	77	9

- Storage with 1 Adj. Shelf

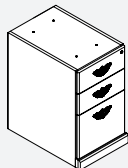
PBW-G/M • Modular Storage Cabinet with Doors



PRODUCT CODE	PRICE	SIZE (INCHES)			WEIGHT LBS	VOL FT ³
		H	W	D		
PBWG	2028	28	35.1	19	115	11
PBWM	1799	29	30	19	96	9

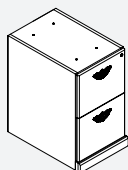
• Storage with 1 Adj. Shelf

PBW-D • Modular BBF Pedestal



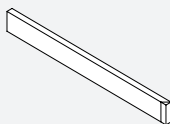
PRODUCT CODE	PRICE	SIZE (INCHES)			WEIGHT LBS	VOL FT ³
		H	W	D		
PBWWD (Letter Width)	2541	28	15.6	23	72	6
PBWD (Letter Width)	2210	28	15.6	19	70	5
PBWWLD (Legal Width)	3051	28	18.5	23	85	7
PBWLD (Legal Width)	2654	28	18.5	19	83	6

PBW-E • Modular FF Pedestal



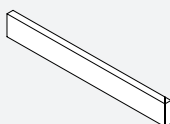
PRODUCT CODE	PRICE	SIZE (INCHES)			WEIGHT LBS	VOL FT ³
		H	W	D		
PBWWF (Letter Width)	2541	28	15.6	23	72	6
PBWF (Letter Width)	2210	28	15.6	19	70	5
PBWWLE (Legal Width)	3051	28	18.5	23	85	7
PBWLE (Legal Width)	2654	28	18.5	19	83	6

PBAS-WR • Decorative Base Trim Right



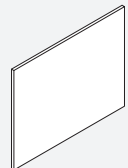
PRODUCT CODE	PRICE	SIZE (INCHES)			WEIGHT LBS	VOL FT ³
		H	W	D		
PBAS-WR	245	2.5	19	1	1	1
PBAS-WWR	304	2.5	23	1	1	1

PBAS-WL • Decorative Base Trim Left



PRODUCT CODE	PRICE	SIZE (INCHES)			WEIGHT LBS	VOL FT ³
		H	W	D		
PBAS-WL	245	2.5	19	1	1	1
PBAS-WWL	304	2.5	23	1	1	1

PBBA • Finished Back for Modular Pedestal



PRODUCT CODE	PRICE	SIZE (INCHES)			WEIGHT LBS	VOL FT ³
		H	W	D		
PBBA36	386	27.5	35	0.8	8	2
PBBA30	320	27.5	30	0.8	10	2
PBBA18	186	27.5	18.5	0.8	15	3
PBBA15	161	27.5	15.5	0.8	18	3

HUTCHES & WALL MOUNT STORAGE • TECHNICAL INFORMATION

Hutches

- All Hutches are shipped assembled.
- Bronze glass door is standard. Clear glass is available, please contact Customer Service.

Closed Pigeon Hole Storage Hutch

- 42" unit has 21.5" of clearance.
- Hutches longer than 102" have 8 doors, hutches between 102" and 84" have 6 doors and hutches less than 84" have 4 doors.

Closed Storage Hutch

- 36" unit has 19.5" of clearance.
- 42" and 54" units have 25.5" of clearance.
- Hutches longer than 102" have 8 doors, hutches between 102" and 84" have 6 doors and hutches less than 84" have 4 doors.

Tasklight

For proper size see section A.16

HUTCHES & WALL MOUNT STORAGE • GUIDELINES FOR ORDERING PRODUCT

CODES: The price list uses a numbering system with meaningful alphanumeric characters to create a simple-to-understand product number. This makes specifying the product easy and accurate.

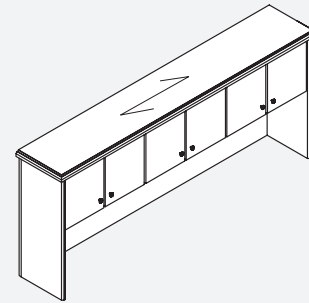
SPECIFICATION EXAMPLE OF A HUTCH UNIT

PRODUCT CODE:

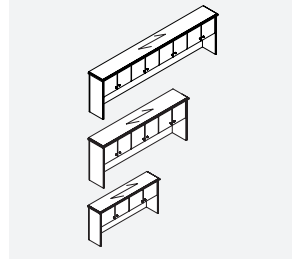
PB102SH36
 PB = Philadelphia Series
 102 = Size: Width
 SH = Hutch with Wood Doors
 36 = Size: Height

FINISH: Choose Finish

NOTE: Arrow indicates direction of grain.

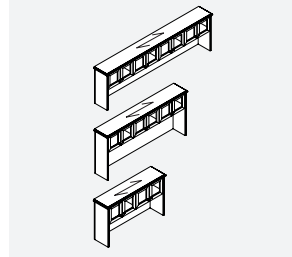


PB-SH36 • 36" High Storage Hutch with Wood Doors



PRODUCT CODE	PRICE	SIZE (INCHES)			WEIGHT LBS	VOL FT ³
		H	W	D		
PB108SH36	6343	36	108	15	268	34
PB102SH36	5987	36	102	15	254	32
PB96SH36	5633	36	96	15	241	30
PB90SH36	5281	36	90	15	227	28
PB84SH36	4930	36	84	15	214	26
PB78SH36	4582	36	78	15	200	24
PB72SH36	4226	36	72	15	187	23
PB66SH36	4067	36	66	15	173	21
PB60SH36	3878	36	60	15	160	19

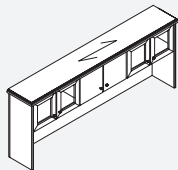
PB-SH36G • 36" High Storage Hutch with Glass Doors



PRODUCT CODE	PRICE	SIZE (INCHES)			WEIGHT LBS	VOL FT ³
		H	W	D		
PB108SH36G	8846	36	108	15	268	34
PB102SH36G	7981	36	102	15	254	32
PB96SH36G	7596	36	96	15	241	30
PB90SH36G	7219	36	90	15	227	28
PB84SH36G	6837	36	84	15	214	26
PB78SH36G	6460	36	78	15	200	24
PB72SH36G	5575	36	72	15	187	23
PB66SH36G	5372	36	66	15	173	21
PB60SH36G	5145	36	60	15	160	19

- Wood Framed Glass Doors

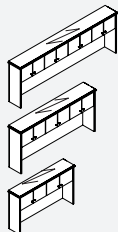
PB-SH36GDG • 36" High Storage Hutch with Glass & Wood Doors



PRODUCT CODE	PRICE	SIZE (INCHES)			WEIGHT LBS	VOL FT ³
		H	W	D		
PB102SH36GDG	7360	36	102	15	254	32
PB96SH36GDG	6975	36	96	15	241	30
PB90SH36GDG	6599	36	90	15	227	28
PB84SH36GDG	6216	36	84	15	214	26

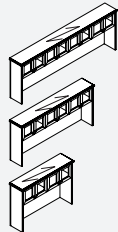
• Wood Doors at Centre and Wood Framed Glass Doors at Ends

PB-SH42 • 42" High Storage Hutch with Wood Doors



PRODUCT CODE	PRICE	SIZE (INCHES)			WEIGHT LBS	VOL FT ³
		H	W	D		
PB108SH42	7393	43	108	15	307	39
PB102SH42	6982	43	102	15	290	37
PB96SH42	6575	43	96	15	273	35
PB90SH42	6161	43	90	15	256	33
PB84SH42	5752	43	84	15	239	31
PB78SH42	5338	43	78	15	222	38
PB72SH42	4930	43	72	15	205	26
PB66SH42	4748	43	66	15	188	24
PB60SH42	4519	43	60	15	171	22

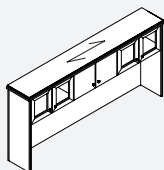
PB-SH42G • 42" High Storage Hutch with Glass Doors



PRODUCT CODE	PRICE	SIZE (INCHES)			WEIGHT LBS	VOL FT ³
		H	W	D		
PB108SH42G	9847	43	108	15	307	39
PB102SH42G	8974	43	102	15	290	37
PB96SH42G	8537	43	96	15	273	35
PB90SH42G	8095	43	90	15	256	33
PB84SH42G	7659	43	84	15	239	31
PB78SH42G	7222	43	78	15	222	38
PB72SH42G	6276	43	72	15	205	26
PB66SH42G	6053	43	66	15	188	24
PB60SH42G	5785	43	60	15	171	22

• Wood Framed Glass Doors

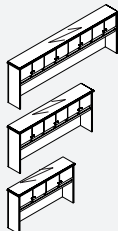
PB-SH42GDG • 42" High Storage Hutch with Glass & Wood Doors



PRODUCT CODE	PRICE	SIZE (INCHES)			WEIGHT LBS	VOL FT ³
		H	W	D		
PB102SH42GDG	8353	43	102	15	290	37
PB96SH42GDG	7916	43	96	15	273	35
PB90SH42GDG	7475	43	90	15	256	33
PB84SH42GDG	7039	43	84	15	239	31

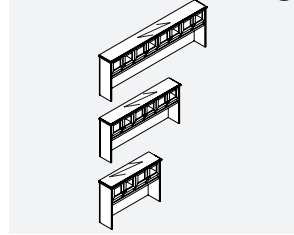
• Wood Doors at Centre and Wood Framed Glass Doors at Ends

PB-SHP42 • 42" High Storage Hutch with Pigeon-Holes & Wood Doors



PRODUCT CODE	PRICE	SIZE (INCHES)			WEIGHT LBS	VOL FT ³
		H	W	D		
PB108SHP42	8870	43	108	15	307	39
PB102SHP42	8379	43	102	15	290	37
PB96SHP42	7889	43	96	15	273	35
PB90SHP42	7393	43	90	15	256	33
PB84SHP42	6897	43	84	15	239	31
PB78SHP42	6410	43	78	15	222	38
PB72SHP42	5920	43	72	15	205	26
PB66SHP42	5697	43	66	15	188	24
PB60SHP42	5423	43	60	15	171	22

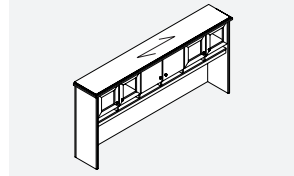
PB-SHP42G • 42" High Storage Hutch with Pigeon-Holes & Glass Doors



PRODUCT CODE	PRICE	SIZE (INCHES)			WEIGHT LBS	VOL FT3
		H	W	D		
PB108SHP42G	11319	43	108	15	307	39
PB102SHP42G	10319	43	102	15	290	37
PB96SHP42G	9827	43	96	15	273	35
PB90SHP42G	9302	43	90	15	256	33
PB84SHP42G	8749	43	84	15	239	31
PB78SHP42G	8241	43	78	15	222	38
PB72SHP42G	7229	43	72	15	205	26
PB66SHP42G	6993	43	66	15	188	24
PB60SHP42G	6654	43	60	15	171	22

- Wood Framed Glass Doors

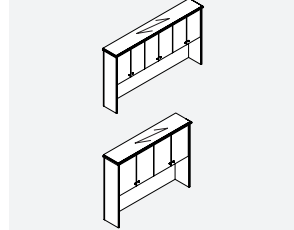
PB-SHP42GDG • 42" High Storage Hutch with Pigeon-Holes, Glass & Wood Doors



PRODUCT CODE	PRICE	SIZE (INCHES)			WEIGHT LBS	VOL FT3
		H	W	D		
PB102SHP42GDG	9700	43	102	15	290	37
PB96SHP42GDG	9204	43	96	15	273	35
PB90SHP42GDG	8680	43	90	15	256	33
PB84SHP42GDG	8129	43	84	15	239	31

- Wood Doors at Centre and Wood Framed Glass Doors at Ends

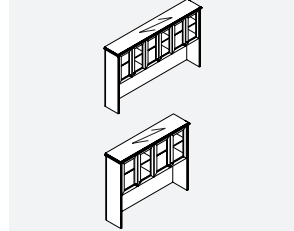
PB-2SH54 • 54" High Storage Hutch with Wood Doors



PRODUCT CODE	PRICE	SIZE (INCHES)			WEIGHT LBS	VOL FT3
		H	W	D		
PB962SH54	8448	55	96	15	351	45
PB902SH54	7924	55	90	15	329	42
PB842SH54	7393	55	84	15	307	39
PB782SH54	6865	55	78	15	285	37
PB722SH54	6342	55	72	15	263	34
PB662SH54	6102	55	66	15	241	31
PB602SH54	5808	55	60	15	219	28

- With Adj. Shelf

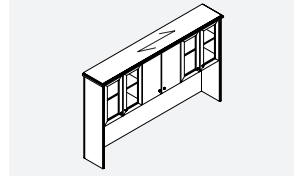
PB-2SH54G • 54" High Storage Hutch with Glass Doors



PRODUCT CODE	PRICE	SIZE (INCHES)			WEIGHT LBS	VOL FT3
		H	W	D		
PB962SH54G	10905	55	96	15	351	45
PB902SH54G	10166	55	90	15	329	42
PB842SH54G	9418	55	84	15	307	39
PB782SH54G	8677	55	78	15	285	37
PB722SH54G	7935	55	72	15	263	34
PB662SH54G	7646	55	66	15	241	31
PB602SH54G	7303	55	60	15	219	28

- Wood Framed Glass Doors
- With Adj. Shelf

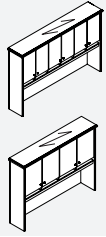
PB-2SH54GDG • 54" High Storage Hutch with Glass & Wood Doors



PRODUCT CODE	PRICE	SIZE (INCHES)			WEIGHT LBS	VOL FT3
		H	W	D		
PB962SH54GDG	10131	55	96	15	351	45
PB902SH54GDG	9391	55	90	15	329	42
PB842SH54GDG	8644	55	84	15	307	39

- Wood Doors at Centre and Wood Framed Glass Doors at Ends
- With Adj. Shelf

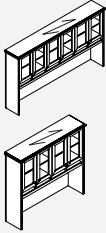
PB-2SHP54 • 54" High Storage Hutch with Pigeon-Holes & Wood Doors



PRODUCT CODE	PRICE	SIZE (INCHES)			WEIGHT LBS	VOL FT3
		H	W	D		
PB962SHP54	10141	55	96	15	351	45
PB902SHP54	9507	55	90	15	329	42
PB842SHP54	8869	55	84	15	307	39
PB782SHP54	8241	55	78	15	285	37
PB722SHP54	7604	55	72	15	263	34
PB662SHP54	7323	55	66	15	241	31
PB602SHP54	6967	55	60	15	219	28

- With Adj. Shelf

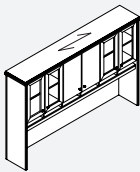
PB-2SHP54G • 54" High Storage Hutch with Pigeon-Holes & Glass Doors



PRODUCT CODE	PRICE	SIZE (INCHES)			WEIGHT LBS	VOL FT3
		H	W	D		
PB962SHP54G	12601	55	96	15	351	45
PB902SHP54G	11965	55	90	15	329	42
PB842SHP54G	10893	55	84	15	307	39
PB782SHP54G	10049	55	78	15	285	37
PB722SHP54G	9199	55	72	15	263	34
PB662SHP54G	8868	55	66	15	241	31
PB602SHP54G	8468	55	60	15	219	28

- Wood Framed Glass Doors
- With Adj. Shelf

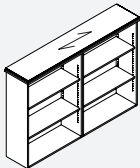
PB-2SHP54GDG • 54" High Storage Hutch with Pigeon-Holes, Glass & Wood Doors



PRODUCT CODE	PRICE	SIZE (INCHES)			WEIGHT LBS	VOL FT3
		H	W	D		
PB962SHP54GDG	11824	55	96	15	351	45
PB902SHP54GDG	11189	55	90	15	329	42
PB842SHP54GDG	10274	55	84	15	307	39

- Wood Doors at Centre and Wood Framed Glass Doors at Ends
- With Adj. Shelf

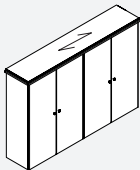
PB-OB • Open Hutch



PRODUCT CODE	PRICE	SIZE (INCHES)			WEIGHT LBS	VOL FT3
		H	W	D		
PB72OB54	5817	55	72	15	260	35
PB36OB54	2914	55	36.75	15	130	18

- with 4 Adj. Shelves

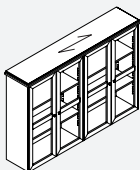
PB-BD • Hutch with Wood Doors



PRODUCT CODE	PRICE	SIZE (INCHES)			WEIGHT LBS	VOL FT3
		H	W	D		
PB72BD54	7491	55	72	15	320	35
PB36BD54	3751	55	36.75	15	160	18

- with 4 Adj. Shelves

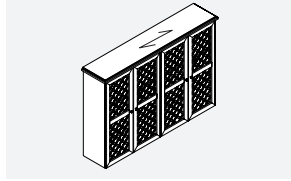
PB-BG • Hutch with Wood Framed Glass Doors



PRODUCT CODE	PRICE	SIZE (INCHES)			WEIGHT LBS	VOL FT3
		H	W	D		
PB72BG54	8491	55	72	15	320	35
PB36BG54	4247	55	36.75	15	160	18

- with 4 Adj. Shelves

PB-BW • Hutch with Antique Brass Wire Mesh Wood Framed Doors



PRODUCT CODE	PRICE	SIZE (INCHES)			WEIGHT LBS	VOL FT3
		H	W	D		
PB72BW54	9497	55	72	15	320	35
PB36BW54	4873	55	36.75	15	160	18

- with 4 Adj. Shelves

FREESTANDING STORAGE • TECHNICAL INFORMATION

Pedestals

- All units are shipped assembled.
- Standard face locking.

Combination Storage

- All units are shipped assembled.
- No modifications accepted for this unit.
- Box drawers do not lock.
- Standard face locking.

Storage Cabinets

- All units are shipped assembled.
- Units include adjustable shelves.
- Standard face locking.

TV Cabinets

- All units are shipped assembled.
- Units include 170° hinges, Grommet on Fixed Shelf and Adj. Shelf in lower cabinet.
- Standard face locking for lower cabinet.
- To add lock for upper cabinet, specify "LO"

FREESTANDING STORAGE • GUIDELINES FOR ORDERING PRODUCT

CODES: The price list uses a numbering system with meaningful alphanumeric characters to create a simple-to-understand product number. This makes specifying the product easy and accurate.

SPECIFICATION EXAMPLE OF A FREESTANDING UNIT

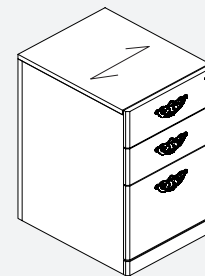
PRODUCT CODE:

PBWDM
 PB = Philadelphia Series
 W = Modular/Freestanding Unit
 D = Box, Box, File
 M = Mobile

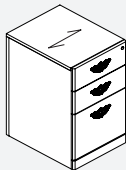
FINISH: Choose Finish

EDGE: Choose Edge

NOTE: Arrow indicates direction of grain.

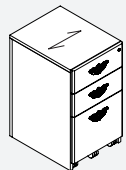


PBWDB/WWDB • Freestanding BBF Pedestal



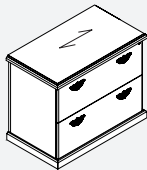
PRODUCT CODE	PRICE	SIZE (INCHES)			WEIGHT LBS	VOL FT3
		H	W	D		
PBWDB	2245	28	15.5	19.8	70	5
PBWWDB	2583	28	15.5	23.8	75	6

PBWDM/WWDM • Freestanding Mobile BBF Pedestal



PRODUCT CODE	PRICE	SIZE (INCHES)			WEIGHT LBS	VOL FT3
		H	W	D		
PBWDM	2413	28	15.5	19.8	70	5
PBWWDM	2772	28	15.5	23.8	75	6

PBF/N • Freestanding Lateral File




PRODUCT CODE	PRICE	SIZE (INCHES)			WEIGHT LBS	VOL FT3
		H	W	D		
PBF3624	4156	29	36.75	24	184	15
PBF3620	3457	29	36.75	20	159	12
PBN3024	3637	29	31.625	24	153	12
PBN3020	3024	29	31.625	20	131	10

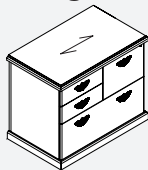
PBF-3/N-3 • Freestanding Lateral File with 3 Drawers



PRODUCT CODE	PRICE	SIZE (INCHES)			WEIGHT LBS	VOL FT3
		H	W	D		
PBF36243	5081	42	36.75	24	231	21
PBF36203	4338	42	36.75	20	193	18
PBN30243	4441	42	31.625	24	193	18
PBN30203	3794	42	31.625	20	160	15

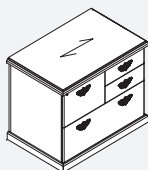
PBF-4/N-4 • Freestanding Lateral File with 4 Drawers

PRODUCT CODE	PRICE	SIZE (INCHES)			WEIGHT LBS	VOL FT ³
		H	W	D		
PBF36244	6188	54	36.75	24	297	27
PBF36204	5376	54	36.75	20	259	23
PBN30244	5411	54	31.625	24	248	23
PBN30204	4703	54	31.625	20	214	19

PBZR • Right Combination Storage

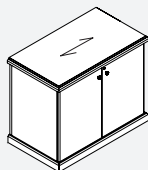
PRODUCT CODE	PRICE	SIZE (INCHES)			WEIGHT LBS	VOL FT ³
		H	W	D		
PBZR3624	4503	29	36.75	24	184	15
PBZR3620	3637	29	36.75	20	160	12

- With 1 Lat. File, 2 Boxes Top Left & 1 File Top Right

PBZL • Left Combination Storage

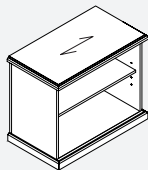
PRODUCT CODE	PRICE	SIZE (INCHES)			WEIGHT LBS	VOL FT ³
		H	W	D		
PBZL3624	4503	29	36.75	24	184	15
PBZL3620	3637	29	36.75	20	160	12

- With 1 Lat. File, 2 Boxes Top Left & 1 File Top Right

PBBD • Freestanding Storage Cabinet with Doors

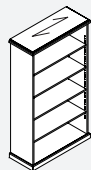
PRODUCT CODE	PRICE	SIZE (INCHES)			WEIGHT LBS	VOL FT ³
		H	W	D		
PBBD3624	2829	29	36.75	24	152	15
PBBD3620	2464	29	31.625	24	127	12
PBBD3024	2477	29	36.75	20	129	12
PBBD3020	2154	29	31.625	20	106	10

- Storage with 1 Adj. Shelf

PBOB • Freestanding Open Storage Cabinet

PRODUCT CODE	PRICE	SIZE (INCHES)			WEIGHT LBS	VOL FT ³
		H	W	D		
PBOB3624	2270	29	36.75	24	123	15
PBOB3620	1978	29	36.75	20	104	12
PBOB3024	1983	29	31.625	24	103	12
PBOB3020	1725	29	31.625	20	85	10

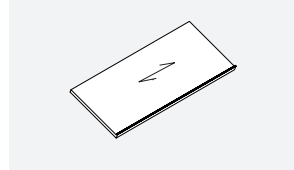
- Storage with 1 Adj. Shelf

PBBx-3x15 • Open Bookcase with Adj. Shelves

PRODUCT CODE	PRICE	SIZE (INCHES)			WEIGHT LBS	VOL FT ³
		H	W	D		
PBB83615	3479	84	36.75	15	246	26
PBB73615	3231	78	36.75	15	228	24
PBB63615	2982	72	36.75	15	210	23
PBB53615	2743	65	36.75	15	188	21
PBB43615	2261	48	36.75	15	140	15
PBB23615	1812	29	36.75	15	90	9
PBB83015	3040	84	31.625	15	246	22
PBB73015	2825	78	31.625	15	228	20
PBB63015	2608	72	31.625	15	210	19
PBB53015	2408	65	31.625	15	188	17
PBB43015	1978	48	31.625	15	140	13
PBB23015	1585	29	31.625	15	90	8

- 84" has 6 Adj. Shelves, 78" has 6 Adj. Shelves, 72" has 5 Adj. Shelves, 65" has 4 Adj. Shelves, 48" has 3 Adj. Shelves, 29" has 1 Adj. Shelf

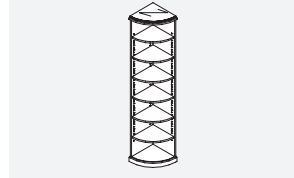
PBMAG • Magazine Shelf for use with Open Bookcase



PRODUCT CODE	PRICE	SIZE (INCHES)			WEIGHT LBS	VOL FT3
		H	W	D		
PBMAG3624	184	1	36	24	112	10
PBMAG3622	168	1	36	22	104	10
PBMAG3620	151	1	36	20	92	9
PBMAG3615	131	1	36	15	81	8
PBMAG3024	154	1	30	24	94	9
PBMAG3022	142	1	30	22	87	9
PBMAG3020	125	1	30	20	76	8
PBMAG3015	110	1	30	15	67	8

• Can be specified for each Shelf in an Open Bookcase

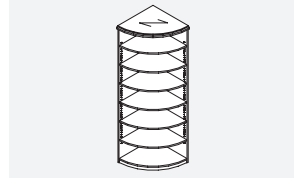
PBBxR-1515 • Quarter Round Open Bookcase with Adj. Shelves



PRODUCT CODE	PRICE	SIZE (INCHES)			WEIGHT LBS	VOL FT3
		H	W	D		
PBB8R1515	2740	84	15	15	142	22
PBB7R1515	2545	78	15	15	95	10
PBB6R1515	2347	72	15	15	83	9
PBB5R1515	2165	65	15	15	81	9
PBB4R1515	1778	48	15	15	59	6
PBB2R1515	1428	29	15	15	37	4

• 84" has 6 Adj. Shelves, 78" has 6 Adj. Shelves, 72" has 5 Adj. Shelves, 65" has 4 Adj. Shelves, 48" has 3 Adj. Shelves, 29" has 1 Adj. Shelf

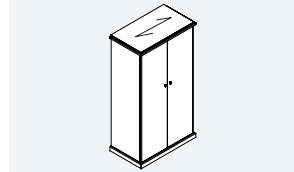
PBB7R • Quarter Round Open Bookcase with Adj. Shelves



PRODUCT CODE	PRICE	SIZE (INCHES)			WEIGHT LBS	VOL FT3
		H	W	D		
PBB7R2424H84	4784	84	24	24	234	28
PBB7R2424H72	4100	84	20	20	163	19
PBB7R2424H65	3760	72	24	24	204	28
PBB7R2020H84	4179	72	20	20	142	17
PBB7R2020H72	3582	65	24	24	187	22
PBB7R2020H65	3357	65	20	20	130	15

• 84" has 6 Adj. Shelves, 72" has 5 Adj. Shelves, 65" has 4 Adj. Shelves

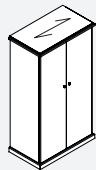
PB1 • Storage Cabinet with Wood Doors & Adj. Shelves



PRODUCT CODE	PRICE	SIZE (INCHES)			WEIGHT LBS	VOL FT3
		H	W	D		
PB1D24W36H84	6643	84	36.75	24	356	42
PB1D24W36H72	5695	72	36.75	24	324	36
PB1D24W36H65	5218	65	36.75	24	297	33
PB1D24W30H84	5805	84	30.625	24	296	35
PB1D24W30H72	4974	72	30.625	24	270	30
PB1D24W30H65	4569	65	30.625	24	248	28
PB1D24W24H84	4960	84	24	24	238	28
PB1D24W24H72	4250	72	24	24	216	24
PB1D24W24H65	3917	65	24	24	198	22
PB1D20W36H84	5805	84	36.75	20	297	35
PB1D20W36H72	4974	72	36.75	20	269	30
PB1D20W36H65	4558	65	36.75	20	245	28
PB1D20W30H84	4835	84	30.625	20	257	29
PB1D20W30H72	4147	72	30.625	20	233	25
PB1D20W30H65	3798	65	30.625	20	202	23
PB1D20W24H84	3869	84	24	20	198	23
PB1D20W24H72	3317	72	24	20	179	20
PB1D20W24H65	3036	65	24	20	163	18

• 84" has 5 Adj. Shelves, 72" has 4 Adj. Shelves, 65" has 4 Adj. Shelves
 • For Wood Framed Glass Door option, please contact Customer Service

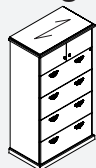
PB2 • Wardrobe Cabinet with Doors, Coat Rack and Hat Shelf



PRODUCT CODE	PRICE	SIZE (INCHES)			WEIGHT LBS	VOL FT ³
		H	W	D		
PB2D24W36H84	5765	84	36.75	24	356	42
PB2D24W36H72	4941	72	36.75	24	324	36
PB2D24W36H65	4530	65	36.75	24	297	33
PB2D24W30H84	5046	84	30.625	24	296	35
PB2D24W30H72	4324	72	30.625	24	270	30
PB2D24W30H65	3964	65	30.625	24	248	28
PB2D24W24H84	4324	84	24	24	238	28
PB2D24W24H72	3706	72	24	24	216	24
PB2D24W24H65	3397	65	24	24	198	22
PB2D20W36H84	5031	84	36.75	20	297	35
PB2D20W36H72	4307	72	36.75	20	269	30
PB2D20W36H65	3945	65	36.75	20	245	28
PB2D20W30H84	4197	84	30.625	20	257	29
PB2D20W30H72	3588	72	30.625	20	233	25
PB2D20W30H65	3290	65	30.625	20	202	23
PB2D20W24H84	3354	84	24	20	198	23
PB2D20W24H72	2869	72	24	20	179	20
PB2D20W24H65	2632	65	24	20	163	18

• For Wood Framed Glass Door option, please contact Customer Service

PB6 • Storage Cupboard above Lat. File Cabinet with 4 Drawers

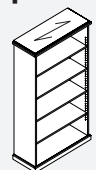


PRODUCT CODE	PRICE	SIZE (INCHES)			WEIGHT LBS	VOL FT ³
		H	W	D		
PB6D24W36H84	9714	84	36.75	24	449	42
PB6D24W36H72	8328	72	36.75	24	414	36
PB6D24W36H65	7635	65	36.75	24	380	33
PB6D24W30H84	8503	84	30.625	24	375	35
PB6D24W30H72	7289	72	30.625	24	345	30
PB6D24W30H65	6680	65	30.625	24	316	28
PB6D20W36H84	8481	84	36.75	20	382	35
PB6D20W36H72	7255	72	36.75	20	351	30
PB6D20W36H65	6648	65	36.75	20	321	28
PB6D20W30H84	7069	84	30.625	20	347	29
PB6D20W30H72	6048	72	30.625	20	306	25
PB6D20W30H65	5543	65	30.625	20	265	23

• 84" has 1 Adj. Shelf

• For Wood Framed Glass Door option, please contact Customer Service

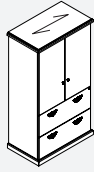
PB7 • Open Bookcase with Adj. Shelves



PRODUCT CODE	PRICE	SIZE (INCHES)			WEIGHT LBS	VOL FT ³
		H	W	D		
PB7D24W36H84	5319	84	36.75	24	331	43
PB7D24W36H72	4558	72	36.75	24	306	36
PB7D24W36H65	4179	65	36.75	24	281	33
PB7D24W30H84	4655	84	30.625	24	280	36
PB7D24W30H72	3980	72	30.625	24	255	30
PB7D24W30H65	3649	65	30.625	24	234	28
PB7D20W36H84	4643	84	36.75	20	282	35
PB7D20W36H72	3980	72	36.75	20	257	30
PB7D20W36H65	3649	65	36.75	20	234	28
PB7D20W30H84	3867	84	30.625	20	248	29
PB7D20W30H72	3315	72	30.625	20	223	25
PB7D20W30H65	3038	65	30.625	20	193	23

• 84" has 6 Adj. Shelves, 72" has 5 Adj. Shelves, 65" has 4 Adj. Shelves

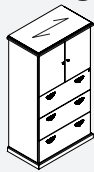
PB13 • Storage Cabinet with Doors & Adj. Shelves above 2 Lat. File Drawers



PRODUCT CODE	PRICE	SIZE (INCHES)			WEIGHT LBS	VOL FT ³
		H	W	D		
PB13D24W36H84	8224	84	36.75	24	407	42
PB13D24W36H72	7049	72	36.75	24	387	36
PB13D24W36H65	6461	65	36.75	24	347	33
PB13D24W30H84	7195	84	30.625	24	350	35
PB13D24W30H72	6167	72	30.625	24	315	30
PB13D24W30H65	5653	65	30.625	24	289	28
PB13D20W36H84	7178	84	36.75	20	365	35
PB13D20W36H72	6141	72	36.75	20	327	30
PB13D20W36H65	5629	65	36.75	20	299	28
PB13D20W30H84	5984	84	30.625	20	305	29
PB13D20W30H72	5119	72	30.625	20	285	25
PB13D20W30H65	4688	65	30.625	20	247	23

- 84" has 3 Adj. Shelves, 72" has 2 Adj. Shelves, 65" has 2 Adj. Shelves
- For Wood Framed Glass Door option, please contact Customer Service

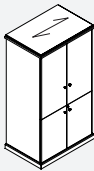
PB14 • Storage Cabinet with Doors & Adj. Shelf above 3 Lat. File Drawers



PRODUCT CODE	PRICE	SIZE (INCHES)			WEIGHT LBS	VOL FT ³
		H	W	D		
PB14D24W36H84	8842	84	36.75	24	390	42
PB14D24W36H72	7579	72	36.75	24	360	36
PB14D24W36H65	6945	65	36.75	24	330	33
PB14D24W30H84	7739	84	30.625	24	325	35
PB14D24W30H72	6544	72	30.625	24	300	30
PB14D24W30H65	6079	65	30.625	24	275	28
PB14D20W36H84	7719	84	36.75	20	330	35
PB14D20W36H72	6602	72	36.75	20	305	30
PB14D20W36H65	6053	65	36.75	20	278	28
PB14D20W30H84	6432	84	30.625	20	298	29
PB14D20W30H72	5502	72	30.625	20	265	25
PB14D20W30H65	5045	65	30.625	20	229	23

- 84" has 2 Adj. Shelves, 72" has 1 Adj. Shelf, 65" has 1 Adj. Shelf
- For Wood Framed Glass Door option, please contact Customer Service

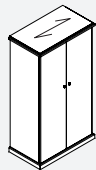
PB23 • Closed Storage Cabinet with Upper & Lower Split Doors and Adj. Shelves



PRODUCT CODE	PRICE	SIZE (INCHES)			WEIGHT LBS	VOL FT ³
		H	W	D		
PB23D24W36H84	7096	84	36.75	24	390	42
PB23D24W36H72	6081	72	36.75	24	360	36
PB23D24W36H65	5575	65	36.75	24	330	33
PB23D24W30H84	5895	84	30.625	24	325	35
PB23D24W30H72	5056	72	30.625	24	300	30
PB23D24W30H65	4644	65	30.625	24	275	28
PB23D20W36H84	6194	84	36.75	20	330	35
PB23D20W36H72	5301	72	36.75	20	305	30
PB23D20W36H65	4854	65	36.75	20	278	28
PB23D20W30H84	5161	84	30.625	20	298	29
PB23D20W30H72	4413	72	30.625	20	265	25
PB23D20W30H65	4048	65	30.625	20	229	23

- Storage with 1 Fixed Shelf and 2 Adj. Shelves
- For Wood Framed Glass Door option for the upper doors, please contact Customer Service

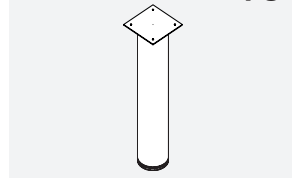
PB25 • Cabinet with Doors, Storage with Adj. Shelves on Right & Wardrobe on Left



PRODUCT CODE	PRICE	SIZE (INCHES)			WEIGHT LBS	VOL FT ³
		H	W	D		
PB25D24W36H84	7454	84	36.75	24	390	42
PB25D24W36H72	6388	72	36.75	24	360	36
PB25D24W36H65	5856	65	36.75	24	330	33
PB25D24W30H84	6520	84	30.625	24	325	35
PB25D24W30H72	5588	72	30.625	24	300	30
PB25D24W30H65	5123	65	30.625	24	275	28
PB25D24W24H84	5580	84	24	24	260	28
PB25D24W24H72	4784	72	24	24	240	24
PB25D24W24H65	4389	65	24	24	220	22
PB25D20W36H84	6504	84	36.75	20	330	35
PB25D20W36H72	5564	72	36.75	20	305	30
PB25D20W36H65	5094	65	36.75	20	278	28
PB25D20W30H84	5421	84	30.625	20	300	29
PB25D20W30H72	4637	72	30.625	20	265	25
PB25D20W30H65	4249	65	30.625	20	229	23
PB25D20W24H84	4340	84	24	20	235	23
PB25D20W24H72	3711	72	24	20	203	20
PB25D20W24H65	3403	65	24	20	185	18

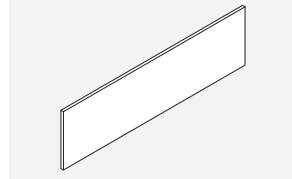
- 84" has 5 Adj. Shelves, 72" has 4 Adj. Shelves, 65" has 4 Adj. Shelves
- Wardrobe with Coat Rack & Hat Shelf
- For Wood Framed Glass Door option, please contact Customer Service

SM • Metal Post Upgrade from SM03



PRODUCT CODE	PRICE	SIZE (INCHES)			WEIGHT LBS	VOL FT3
		H	W	D		
SM06	303	28	6			
SM04	100	28	4			
SM03	0	28	3			

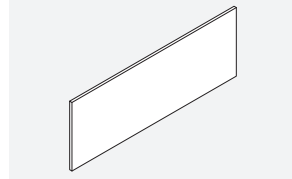
PBTS • Tackboard for 36" High Non Pigeon-Hole Hutch



PRODUCT CODE	PRICE	SIZE (INCHES)			WEIGHT LBS	VOL FT3
		H	W	D		
PBTS108	1024	20	104.5	1	23	2
PBTS102	969	20	98.5	1	19	2
PBTS96	910	20	92.5	1	15	1
PBTS90	856	20	86.5	1	15	1
PBTS84	802	20	80.5	1	14	1
PBTS78	740	20	74.5	1	13	1
PBTS72	681	20	68.5	1	12	1
PBTS66	624	20	62.5	1	11	1
PBTS60	571	20	56.5	1	10	1

• Factory Installed Hutch Tackboard

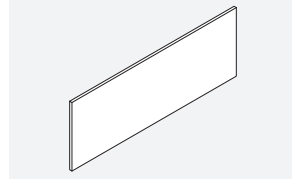
PBTSP-H23 • Tackboard for 42" & 54" High Pigeon-Hole Hutch



PRODUCT CODE	PRICE	SIZE (INCHES)			WEIGHT LBS	VOL FT3
		H	W	D		
PBTSP108H23	1157	23	104.5	1	30	2
PBTSP102H23	1101	23	98.5	1	24	2
PBTSP96H23	1030	23	92.5	1	20	2
PBTSP90H23	966	23	86.5	1	20	2
PBTSP84H23	901	23	80.5	1	18	2
PBTSP78H23	837	23	74.5	1	17	2
PBTSP72H23	777	23	68.5	1	16	1
PBTSP66H23	706	23	62.5	1	14	1
PBTSP60H23	647	23	56.5	1	13	1

• Factory Installed Hutch Tackboard

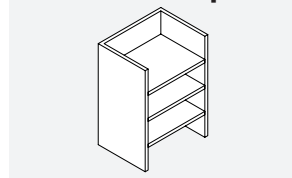
PBTS-H26 • Tackboard for 42" & 54" High Non Pigeon-Hole Hutch



PRODUCT CODE	PRICE	SIZE (INCHES)			WEIGHT LBS	VOL FT3
		H	W	D		
PBTS108H26	1337	26	104.5	1	30	2
PBTS102H26	1260	26	98.5	1	24	2
PBTS96H26	1185	26	92.5	1	20	2
PBTS90H26	1114	26	86.5	1	20	2
PBTS84H26	963	26	80.5	1	18	2
PBTS78H26	814	26	74.5	1	17	2
PBTS72H26	740	26	68.5	1	16	1
PBTS66H26	663	26	62.5	1	14	1
PBTS60H26	514	26	56.5	1	13	1


• Factory Installed Hutch Tackboard

PBCP-H16 • Paper Organizer, Legal & Letter Format



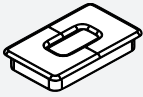
PRODUCT CODE	PRICE	SIZE (INCHES)			WEIGHT LBS	VOL FT3
		H	W	D		
PBCPH161226	813	27	16	12	20	3
PBCPH161223	689	23	16	12	18	3
PBCPH161219	521	20	16	12	15	2
PBCPH131226	660	27	13	12	16	2
PBCPH131223	560	23	13	12	15	2
PBCPH131219	422	20	13	12	12	2

LED • LED Light



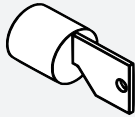
PRODUCT CODE	PRICE	SIZE (INCHES)			WEIGHT LBS	VOL FT3
		H	W	D		
LED48	626	1	48	1	1	1
LED36	508	1	36	1	1	1
LED24	383	1	24	1	1	1

GM5 • Rectangular Grommet - Metal



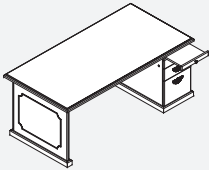
PRODUCT CODE	PRICE	SIZE (INCHES)			WEIGHT LBS	VOL FT3
		H	W	D		
GM5E (Black)	85		3.5	2		
GM5K (Tungsten)	85		3.5	2		

LO • Lock Assembly



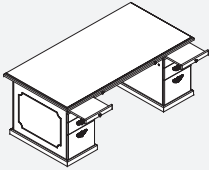
PRODUCT CODE	PRICE	SIZE (INCHES)			WEIGHT LBS	VOL FT3
		H	W	D		
LO (Black)	110		3.5	2		
LO/C (Tungsten)	110		3.5	2		

WT-Single • Pull out writing Tray



PRODUCT CODE	PRICE	SIZE (INCHES)			WEIGHT LBS	VOL FT3
		H	W	D		
WT-Single	283					

WT-Double • Pull out writing Tray



PRODUCT CODE	PRICE	SIZE (INCHES)			WEIGHT LBS	VOL FT3
		H	W	D		
WT-Double	564					

BRIDGES • TECHNICAL INFORMATION

- All Bridges are shipped knockdown.
- Not for use with Corner Units.
- To remove Cross Grain veneer pattern on Top, delete suffix "CG" from the product Number Code. (Available at no upcharge)
- GM5 TC location is standard.
- If Grommet colour is not specified Black Grommet is standard.

BRIDGES • GUIDELINES FOR ORDERING PRODUCT

CODES: The price list uses a numbering system with meaningful alphanumeric characters to create a simple-to-understand product number. This makes specifying the product easy and accurate.

SPECIFICATION EXAMPLE OF A BRIDGE UNIT**PRODUCT CODE:**

PBBT6024CG
 PB = Philadelphia Series
 BT = Bridge Top
 6022 = Size: Width x Depth
 CG = Cross Grain

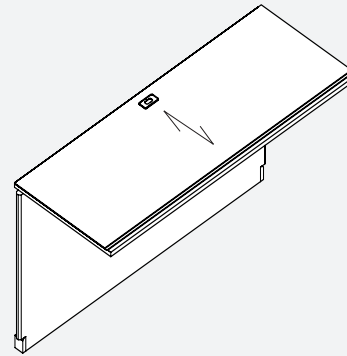
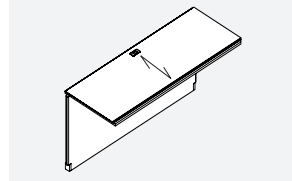
FINISH: Choose Finish

Optional Grommet Locations (Additional):

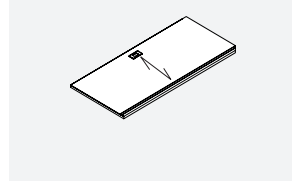
TL - Top Left
 TR - Top Right

For Grommet Location see Page A.9

NOTE: Arrow indicates direction of grain.

**PBBT • Executive Bridge Top with Full Back Panel**

PRODUCT CODE	PRICE	SIZE (INCHES)			WEIGHT LBS	VOL FT3
		H	W	D		
PBBT6022CG	2391	29	60	22	108	10
PBBT5422CG	2158	29	54	22	99	9
PBBT4822CG	1917	29	48	22	90	8
PBBT4222CG	1673	29	42	22	81	7
PBBT6020CG	1961	29	60	20	105	8
PBBT5420CG	1764	29	54	20	96	8
PBBT4820CG	1570	29	48	20	87	7
PBBT4220CG	1343	29	42	20	78	6

PBBT-T • Executive Bridge Top

PRODUCT CODE	PRICE	SIZE (INCHES)			WEIGHT LBS	VOL FT3
		H	W	D		
PBBT5422TCG	1294	1.3	54	22	64	9
PBBT4822TCG	1148	1.3	48	22	55	8
PBBT4222TCG	1008	1.3	42	22	46	7
PBBT5420TCG	1056	1.3	54	20	61	8
PBBT4820TCG	943	1.3	48	20	52	7
PBBT4220TCG	806	1.3	42	20	43	6

Tables and Receptions Price List

Effective June 2024 Canada



globalfurnituregroup.com

T
DISTRIBUTION



General Information

A

Where to Order / How to Order	A.7
Series Details	A.8
General Installation / Maintenance	A.11
Limited Lifetime Warranty	A.12
Finish Options	A.13
Edge Options	A.14
Key Alike Form	A.15



GCLCUS • Left End Gallery/Reception
B.4



GCCCUS • Gallery/Reception Centre Desk
B.4



GCKCUS • Freestanding Gallery/Reception with Recessed Kickplate
B.4



GTTCUS • Curved Transaction Counter
B.4



VGTCUS • Reception
B.4



VGRCUS • Right add-on, for VGTCUS
B.5



VGLCUS • Left add-on, for VGTCUS
B.5



VGCKCUS • Reception with Raised Decorative Front Panel
B.5



GTT • Rectangular Transaction Counter
B.5



GTTM • Bow Front Transaction Counter
B.5



GTTMA • Bow Front Transaction Counter with 45° mitred ends
B.5



GTTA • Rectangular Transaction Counter with 45° mitred ends
B.6



GTTAR • Mitred Transaction Counter Return, 45° Right
B.6



GTTAL • Mitred Transaction Counter Return, 45° Left
B.6



GTT-G • 3/4" Clear Glass Rectangular Transaction Counter over Wood Subtop
B.6



GTTM-G • 3/4" Clear Glass Bow Front Transaction Counter over Wood Subtop
B.7



GCCUS-G • 3/4" Clear Glass Bow Front Transaction Counter over Wood Subtop
B.7



GFDP-F • Raised Decorative Front Panel for a Reception Desk - Reversed Diamond pattern
B.7



GFDP-RIB • Raised Decorative Front Panel for a Reception Desk - Vertical Rib pattern
B.7



GFDP-BW • Raised Decorative Front Panel for a Reception Desk - Basket Weave pattern
B.7



GFDP-D • Raised Decorative Front Panel for a Reception Desk - Diamond pattern
B.7

Reception Desks

B



GIC • Gallery/Reception Desk Shell, Breakfront Style
B.1



GIC-IN • Gallery/Reception Desk Shell, Breakfront Style with Inlay
B.2



GC • Gallery/Reception
B.2



GC-IN • Gallery/Reception with Inlay
B.2



GBT • Gallery Bridge
B.3



GBT-IN • Gallery Bridge with Inlay
B.3



GRR • Right Gallery/Reception Return Shell
B.3



GRR-IN • Right Gallery/Reception Return Shell with Inlay
B.3



GRL • Left Gallery/Reception Return Shell
B.3



GRL-IN • Left Gallery/Reception Return Shell with Inlay
B.4



GCCUS • Freestanding Gallery/Reception
B.4



GCRCUS • Right End Gallery/Reception
B.4

Conference Room Tables

C



RO • Round Conference Table Top
C.7



RO-S • Round Conference Table Top with sunburst veneer pattern
C.7



RA • Racetrack Conference Table Top
C.7



RA-S • Racetrack Conference Table Top with sunburst veneer pattern
C.8



OV • Oval Conference Table Top
C.8



BO • Boat Shaped Conference Table Top
C.8



BOBE • Boat Shaped Conference Table Top with Bow Ends
C.9



RE • Rectangular Shaped Conference Table Top
C.9



RE-F • Rectangular Shaped Conference Table Top
C.10






















































RRE • Rectangular Shaped Conference Table Top with Radiused Corners
C.10




RRE-F • Rectangular Shaped Conference Table Top with Radiused Corners
C.11



REBE • Rectangular Shaped Conference Table Top with Bow Ends
C.11

	WE • Wedged Shaped Conference Table Top C.11		TPML • Laminate Pedestal Base with Wood Decorative Panel C.14		TEXL • Wood Base with Metal Post and Anodized Aluminum Corner Detail C.16
	WEBE • Wedge Shaped Conference Table Top with Bow Ends C.12		TPML-J • Laminate Pedestal Base with Wood Decorative Panel and Access Door C.14		TET • Wood Triangular Base with Metal Post and PVC Corner Detail C.16
	WA • Wave Shaped Conference Table Top C.12		TPMLC • Laminate Centre Base C.14		TE TL • Wood Triangular Base with Metal Post and Anodized Aluminum Corner Detail C.16
	BOW • Modular Bow Top C.12		TPMLC-J • Laminate Centre Base with Access Door C.14		TE • Wood Elliptical Base with Metal Post and PVC End Detail C.16
	WI • Modular Wing Top C.12		TELRR • Wood Panel Base with Anodized Aluminum Corner Detail C.14		TEL • Wood Elliptical Base with Metal Post and Anodized Aluminum End Detail C.16
	TP • Wood Pedestal Base C.12		TELRR-J • Wood Panel Base with Anodized Aluminum Corner Detail and Access Door C.14		SM • Metal Post Leg C.16
	TP-J • Wood Pedestal Base with Access Door C.12		TELBR • Wood Panel Base with Anodized Aluminum Corner Detail C.14		SM-M • Metal Post Leg with Caster C.16
	TPM • Laminate Pedestal Base with Wood Decorative Panel C.12		TELBR-J • Wood Panel Base with Anodized Aluminum Corner Detail and Access Door C.15		SN • Wood Post Leg C.16
	TPM-J • Laminate Pedestal Base with Wood Decorative Panel and Access Door C.13		TD • Wood Drum Base C.15		SN-M • Wood Post Leg with Caster C.17
	TPM2 • Laminate Mono Base with Wood Decorative Panels C.13		TD-J • Wood Drum Base with Access Door C.15		SMS • Square Metal Post Leg C.17
	TPM2-J • Laminate Mono Base with Wood Decorative Panels and Access Door C.13		TD-M • Metal Drum Base C.15		TX • Wood "X" Shape Slab Base C.17
	TELRS • Wood Panel Base with Anodized Aluminum Corner Detail C.13		TTSQ • Metal Flat Plate Column Base C.15		TZ • Four Prong Metal Base - Prongs are radiused at ends C.17
	TELRS-J • Wood Panel Base with Anodized Aluminum Corner Detail and Access Door C.13		TTSQ-BH • Metal Flat Plate Column Base - Bar Height C.15		TT • Four Prong Metal Base - Prongs are flat at ends C.17
	TELBS • Wood Panel Base with Anodized Aluminum Corner Detail C.13		TRUM • Metal Trumpet Column Base C.15		TTFLTX • Metal Flat Bar Column Base C.17
	TELBS-J • Wood Panel Base with Anodized Aluminum Corner Detail and Access Door C.13		TRUM-BH • Metal Trumpet Column Base - Bar Height C.15		TH • Wood Slab Base and Stretcher C.17
	TP • Wood Pedestal Base C.13		F-P • Metal Flat Plate Base C.15		PTH-PB • Philadelphia Series Wood Slab Base and Stretcher C.17
	TP-J • Wood Pedestal Base with Access Door C.14		TEX • Wood Base with Metal Post and PVC Corner Detail C.16		TTFL3P • Metal Flat Bar Three Prong Column Base C.17


 TFFLT • Metal Flat Bar Column Base
C.18

 TZE • Three Prong Metal Base - Prongs are radiused at ends
C.18

 TTE • Three Prong Metal Base - Prongs are flat at ends
C.18

 TZM • Two Prong Metal Base - Prongs are radiused at ends
C.18

 TTM • Two Prong Metal Base - Prongs are flat at ends
C.18

 TW • Wood "Y" Shape Slab Base
C.18

 TL • Wood "L" Shape Slab Base
C.18

 PTQA • Philadelphia Series Wood Queen Anne Base
C.18


 TSUP • Metal Support Bars
C.19

Conference Room Furniture **D**

 VB • Visual Board
D.1


 VB-O • Visual Board without Doors
D.1

 VBS • Visual Board Projection Screen
D.1

 CB • Buffet Server Credenza with Doors and Drawers
D.1

 LEC • Lectern with Doors and 1 Adj. Shelf
D.1

 LEC-CURV • Lectern half round with Doors and Decorative Panel
D.1

 TV • Mobile Utility Table for projection, with Doors and 1 Adj. Shelf
D.1

Occasional Tables **E**

 TRO • Toronto Drum Occasional Table
E.1

 TRO-GL • Toronto Drum Occasional Table with 1/4" Clear Glass Top
E.1


 TRE • Toronto Cube Occasional Table
E.1

 TRE-CU • Toronto Cube Occasional Table with Cushion
E.1

 DRO • Dakar Occasional Table
E.1

 IRO • Istanbul Round Occasional Table
E.1

 HRO • Hanover Round Occasional Table
E.2

 IOV • Istanbul Oval Occasional Table
E.2

 HOV • Hanover Oval Occasional Table
E.2


 IRE • Istanbul Rectangular Occasional Table
E.2


 IRE • Istanbul Square Occasional Table
E.2

 HRE • Hanover Rectangular Occasional Table
E.2


 HRE • Hanover Square Occasional Table
E.3

 REGL • Rectangular Occasional Table with 1/2" Tempered Glass Top
E.3

 REGL • Square Occasional Table with 1/2" Tempered Glass Top
E.3

 IRE • Istanbul Parson Table
E.3

 HRE • Hanover Parsons Table
E.3

 IMRE • Istanbul Parson Bow Table
E.3

 HMRE • Hanover Parson Bow Table
E.3

 KSP • Nesting Table Set with mitred corners
E.3

 CT-L2 • Rectangular Coffee Table with 2" Square Legs
E.4

 CT-L2 • Square Coffee Table with 2" Square Legs
E.4


 ST • Sofa Table with 2" Square Legs
E.4

 QACT • Queen Anne Square Coffee Table
E.4

 QACT • Queen Anne Rectangular Coffee Table
E.4

Team Collaboration Centre **F**

 TWE-U • Wedge Shaped Collaboration Centre with Full Back and Mono Base
F.1

 TBOBE-U • Boat Shaped Collaboration Centre with Full Back and Mono Base
F.1


 TD-U • "D" Shaped Collaboration Centre with Full Back and Mono Base
F.1

Furniture Accessories **G**

 CMP-W • Wood Straight Modesty Panel hanging from Top
G.1

 CMP-G • Glass Straight Modesty Panel hanging from Top
G.1

 BAFS01 • Metal Flip Sorter - Accessory Rail mounted
G.1

	BASS01 • Metal Slant Sorter - Accessory Rail mounted G.1		DCW • Counter Weight for Pedestal and Lateral Files G.3		DSRTMCDS602 • Recessed Power Block. G.6
	BABB01 • Metal Binder Bin - Accessory Rail mounted G.1		LFR • Reinforced Bottom for Lateral File G.4		DSRTMCDS622 • Recessed Power Block. G.6
	BAMB01 • Metal Media Bin - Accessory Rail mounted G.1		KD • Keyboard Drawer with Slides G.4		DSRTMCDS642 • Recessed Power Block. G.6
	BALTO1 • Metal Letter Tray - Accessory Rail mounted G.1		AKD • Fully Adjustable Keyboard Surface G.4		ABLBB • Telcom Plate G.7
	BAUTO1 • Metal Utility Tray - Accessory Rail mounted G.2		PT • Plastic Pencil Tray G.4		ABLBBBB • Telcom Plate G.7
	BAPP01 • Metal Paper Pocket - Accessory Rail mounted G.2		CD • Desk and Credenza Centre Drawer G.4		ABLABC514 • Telcom Plate G.7
	BATH01 • Telephone Holder - Accessory Rail mounted G.2		TGANG • Table Hang Support G.4		ABLCS51L • Telcom Plate G.7
	CP-H16 • Paper Organizer, Legal & Letter Format G.2		ADD • Back Panel Access Door G.4		ABLABC45 • Telcom Plate G.7
	LED • LED Tasklight G.2		AM • Manual Height Adjustment Mechanism, Factory Installed G.5		ABL102102 • Telcom Plate G.7
	GM5 • Rectangular Grommet - Metal G.2		AME • Electrical Height Adjustment Mechanism, Factory Installed G.5		LIG • LED Snake Light with dimmer G.7
	GM5P • Rectangular Grommet - Plastic G.2		WH • Wire Cover for Cords G.5		MIC • Microphone G.8
	GM17 • Ventilation Grommet G.3		C2M • Wire Management Track G.5		
	LO • Lock Assembly G.3		CM • Wire Management Track G.5		
	LOB • Lock Drum with Key G.3		VVACSBLK • Wire Management Snake G.5		
	LOCK • Lock Key G.3		PB • Power Bar with 4 Simplex Receptacles, 8' Cord G.5		
	QC • Quick Connector G.3		DSRTMCS401 • Recessed Power Block. G.6		
	MP-53 • Set of 2 Mending Plates G.3		DSRTMCS421 • Recessed Power Block. G.6		

WHERE TO ORDER / HOW TO USE THIS GUIDE

AREA	PHONE	FAX
Ontario (Except Ottawa)	905-470-0010	905-470-6262
Calgary, AB (Global Alberta - Calgary)	403-250-7770	403-250-7773
Edmonton, AB (Global Alberta - Edmonton)	780-444-8922	780-443-3913
Halifax, NS (Halifax)	902-422-7434	902-423-9924
Quebec, QC (Quebec)	418-653-6111	418-653-6151
Montreal, QC (Montreal)	514-866-4331	514-866-8567
Ottawa, ON (Ottawa)	613-234-2881	613-234-5350
Burnaby, BC (Global West)	604-432-1701	604-432-7475
Winnipeg, MB (Winnipeg - Saskatchewan)	204-925-3350	204-925-3356

Price and Product Guide Section: Features the actual product pricing and specification instructions. This section is divided into Desks, Returns, Bridges, Credenzas, Corners and Components, Modular Storage, Hutches, Wall Mounted Storage, and Freestanding Storage.

General Information: Includes subdivision sections of casegoods construction, varnish specification, veneers and wood solids, finishing process, general installation and hardware, maintenance, terms and conditions of sale, warranty and where to order.

ISO 9001:2015 Registered: The Descor Factory is ISO 9001:2015 registered for manufacturing procedures and practices of quality and quality control processes.

ISO 14001:2015 Registered: The Descor Factory is ISO 14001:2015 registered for environmental procedures and practices.

ANSI/BIFMA Certified: Descor casegoods have passed ANSI/BIFMA standards for product construction and durability.

FSC®: Forest Stewardship Council®. Option available on all wood veneer products by special request.

BIFMA e3: Furniture sustainability level 3

Greenguard: All Descor Products are Greenguard certified

Price List Effective: June 2024

HOW TO ORDER A PRODUCT

Creating a correct and complete product number ensures clean orders and accurate information for the factory. Clean orders expedite order entry and factory order scheduling, thereby, saving days, sometimes weeks off potentially extended lead-times.

From product to product, there are different options available that affect the length, options and sequence of the order-string.

To view current wood, plastic laminate finish and fabric samples, please visit www.globalcontract.com.

To order actual wood, plastic laminate finish and fabric samples and cards, place request with the Global Marketing Department via fax at 416-667-0338 or via e-mail at literaturecdn@globalfurnituregroup.com.

Wood finish and LP Laminate samples are individual 3"x 5" chips and can be obtained through the above by request.

EXAMPLE - HOW TO SPECIFY

CODES: The price list uses a numbering system with meaningful alphanumeric characters to create a simple-to-understand product number. This makes specifying the product easy and accurate.

SPECIFICATION EXAMPLE OF A RECEPTION DESK UNIT

PRODUCT CODE: ()GIC12036
 () = Selected Series
 GIC = Gallery Desk, Breakfront Style
 12036 = Size: Width x Depth

FINISH: Choose Finish

Top Edge Option: Choose Top Edge Option

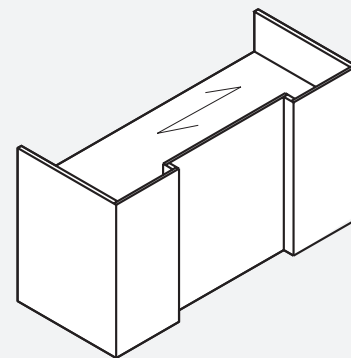
Standard Grommet:

TL - Top Left
 TR - Top Right

Optional Grommet Location:

TC - Top Centre

NOTE: Arrow indicates direction of grain.



Series Detailing - Philadelphia (PB): Philadelphia detailing is traditional with a 1" overhang on all edges. Solid walnut, cherry, maple, oak that bands work surface perimeter is wide by 1 3/8" thick for an overall thickness of 1 3/8". Philadelphia is a "top over pedestal" detailed series. Philadelphia is standard with a base. Floor storage unit bases (i.e. kick-plates on pedestals, lateral files, bookcases, etc.) are extended out over drawer faces and horizontally grained. Products that are normally positioned against walls, such as credenzas, have a self-edge veneered back edge detail. All primary faces have pin molding decorations.

Series Detailing - Kingston (K): Kingston detailing is contemporary with a variety of edges with a 1" overhang on all edges. Solid walnut, cherry, maple, oak that bands work surface perimeter is wide by 1 3/8" thick for an overall thickness of 1 3/8". Kingston is a "top over end-panel" detailed series with a 1/4" reveal between top and end-panel. Floor storage unit bases (i.e. kick-plates on pedestals, lateral files, bookcases, etc.) are flush to drawer faces and horizontally grained. Products that normally positioned against walls, such as credenzas, have a self-edge veneered back edge detail.

Series Detailing - Markham (M): Markham detailing is contemporary with a detailed edge on user and guest sided, self-edge veneer on ends and wall sides. Solid walnut, cherry, maple, oak that bands user and guest sides is 1" wide by 1 3/8" thick for an overall thickness of 1 3/8". Markham is a "top over pedestal" detailed series with a 1/4" reveal between top and end-panel. Tops are flush with end-panel for storage. Floor storage unit bases (i.e. kick-plates on pedestals, lateral files, bookcases, etc.) are recessed to drawer faces and horizontally grained. Products that are normally positioned against walls, such as credenzas, have a self-edge veneered back edge detail.

Finish: Conversion varnish (similar to catalyzed lacquer, but tougher), 25° sheen. Descor does not buff or rub its finishes.

360° Finishing: All Descor wood casegood products are veneered and finished on the back sides (except modular under-surface storage - tops and backs are unfinished).

Veneers and Solids: Veneers and solids are Number One select, architectural grade "A" oak, walnut, cherry or maple. All Descor wood worksurface moulded edges are solid oak, walnut, cherry or maple.

Series Handles: If no handle is specified, there will be a routed finger pull in drawer fronts and touch latch mechanism for doors.

Pedestals: Full-to-the-floor. Pedestals are fully assembled units that are either installed into desk and credenza shells, or available as modular units. Undersurface storage units include locks.

Descor provides high quality veneers and solids to our customers.

We procure wood globally but mainly in North America and Europe with a progressive approach towards sustainability. We ensure our vendors are protecting and maintaining the natural forests of origin. Descor lays-up its own flat cut (cathedral pattern) in book matched set and pat-

terns. Rift cut veneers are laid-up in a slip match method.

Descor uses conversion varnish: It is among the most durable finishes used in the contract furniture industry (more durable than catalyzed lacquer).

Conversion varnish is a synthetic, catalyzed cured (chemically active) finish, containing UV inhibitors to slow the oxidizing (colour changing) effects of ultra-violet rays on wood.

Descor produces low 25° sheen. Low sheens are the most practical for commercial use as it doesn't show most scratches and are more easily touched-up than higher sheens.

Cures with heat, developed two ways:

- Chemically (catalyst reaction within the varnish itself)
- Line oven (approximately 140° F) accelerates finish curing and increases molecular density for a harder finish

Series Detailing - Versailles (V): Versailles detailing is contemporary with a variety of edge options on all perimeter edges. "V" edges have solid walnut, cherry, maple or oak, that band edge tops 1/4" wide by 1 3/8" thick for an overall thickness of 1 3/8". For "U" edge, solid walnut, cherry, maple, oak that band edge tops 1/8" wide by 1 3/8" thick for an overall thickness of 1 3/8".

Locking: Locks are standard on all "below work surface level" drawer and door storage units with the exception of the pull-out tray units and single lateral file drawer combination tray/slot units. Combination storage unit comes with lock for file and lateral file drawer only, box drawers cannot lock. Lock colour will match the handle option. Locks are optional on all "above worksurface level" closed storage.

Series Handles: If no Handle is specified, there will be a routed finger pull in drawer fronts and touch latch mechanism for doors. Handle must be specified for Dufferin series.

Drawer Suspensions: Pedestal drawer suspensions are metal ball bearing type. Both box and file drawers are full extension.

Hanging file rails: Are pre-installed on file drawer perimeters. The back rail in a lateral file drawer is designed for both legal and letter size filing.

Drawer Construction: Drawer sides and bottoms are wrapped black vinyl. Veneered drawer interiors are available as an option (see finishes and options section).

Drawer Fronts: The drawer front is an applied element to a four sided drawer. Drawer fronts are veneered on all surfaces. Routed horizontal finger pull is solid oak, walnut, cherry or maple. If a handle is specified no hardwood routed pull is provided. Drawer fronts can be removed or replaced in the field.

Leveling Glides: Levelers have a 1" range of adjustment.

Conversion varnish has a component called "solids", produced by a combination of resins when the solvent evaporates. These solids float to the varnish surface, which is where they cure. These solids are the durable aspect of the finish.

Descor uses an "off-the-gun" technique with conversion varnish. This means the "solids" (the durable aspect of the finish) remain intact on the surface of the finish.

Descors standard finish on oak and walnut is open pore, on cherry and maple is semi-closed pore. If a full fill finish is required for walnut, cherry and maple tops, add the suffix "2" to the finish code and add 5% to the base pricing for each product.

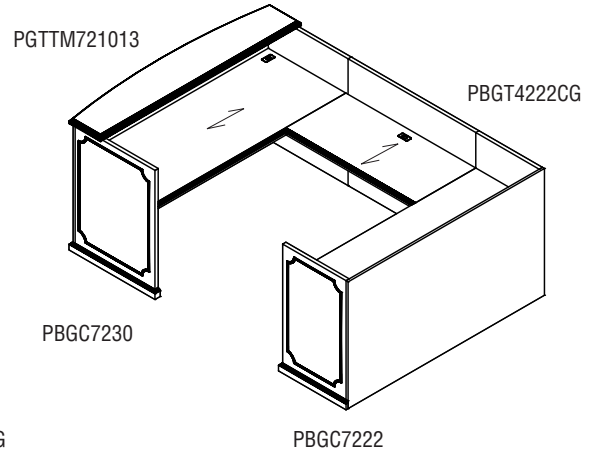
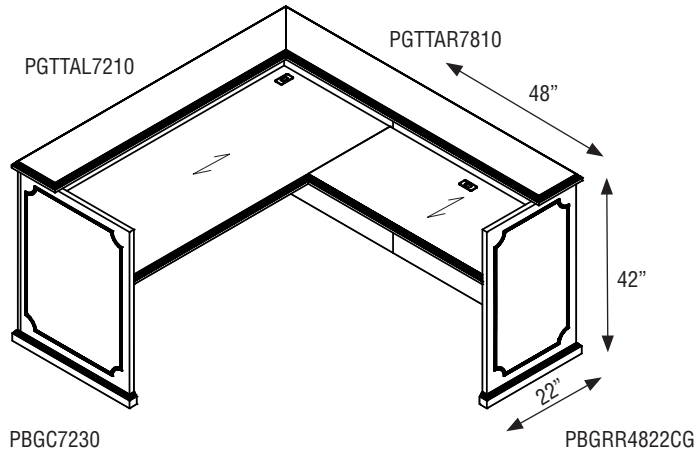
Custom finish is available at an upcharge (See finishes and options section).

Custom finish is available at an upcharge (See finishes and options section).

PHILADELPHIA DETAILS

To add storage, use modular components (Please refer to Philadelphia Price List). Transaction tops to be specified separately, handed by square edge from user side.

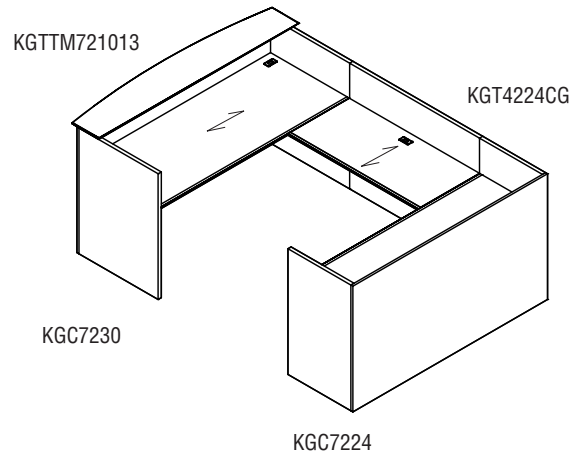
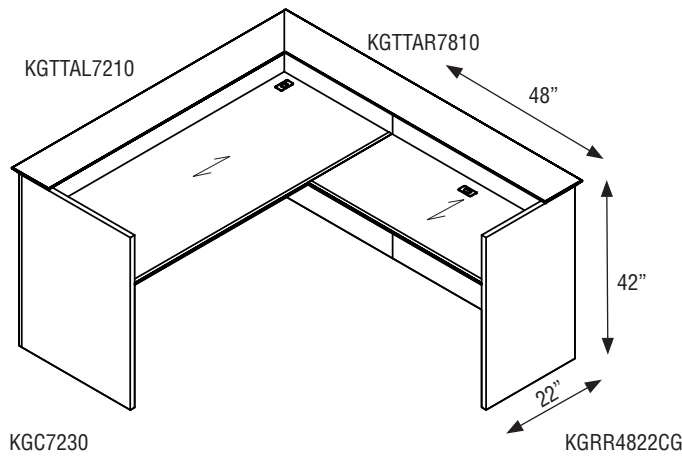
GM5 Grommets are standard on all Gallery Tops



KINGSTON DETAILS

To add storage, use modular components (Please refer to Kingston Price List). Transaction tops to be specified separately, handed by square edge from user side.

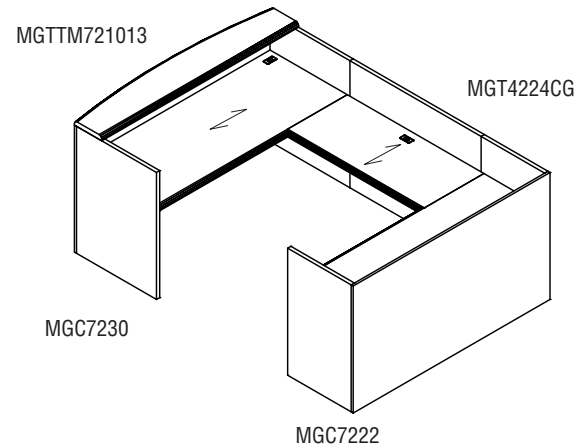
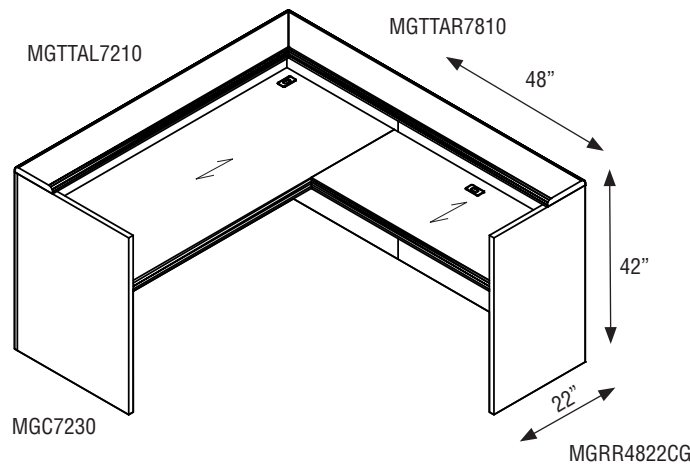
GM5 Grommets are standard on all Gallery Tops



MARKHAM DETAILS

To add storage, use modular components (Please refer to Markham Price List). Transaction tops to be specified separately, handed by square edge from user side.

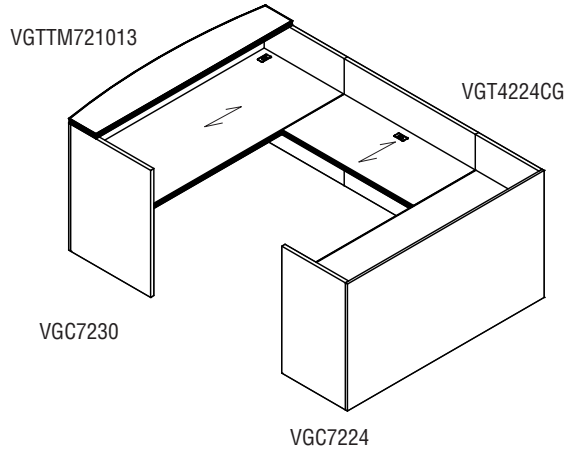
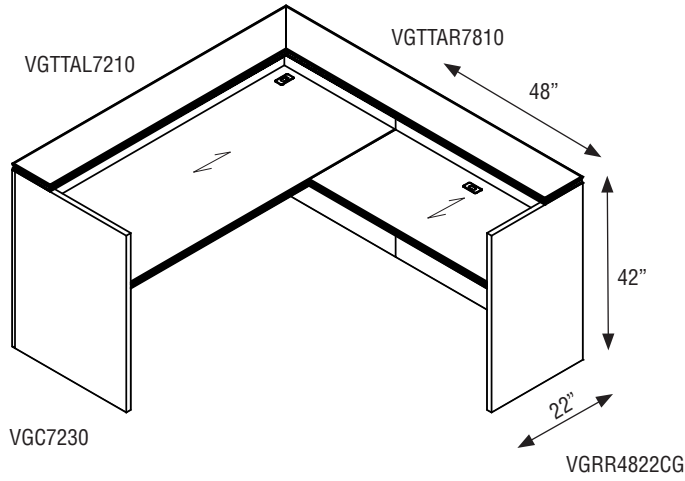
GM5 Grommets are standard on all Gallery Tops



VERSAILLES DETAILS

To add storage, use modular components (Please refer to Versailles Price List).
Transaction tops to be specified separately, handed by square edge from user side.

GM5 Grommets are standard on all Gallery Tops




OPTION DETAILS


Bow Front Transaction Counter is flush at the end and projects 3" on front.



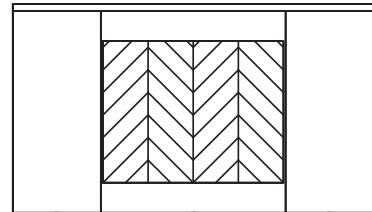
Top View



Back View



- GFDP5430RIB (Vertical Rib Pattern)
- Decorative Panel to be specified separately
 - 4 grain patterns available
 - Size should be 12" less than Desk dimensions
 - Code dimensions are actual



On Break Front Desks size should be 36" less than actual Desk dimensions

GENERAL INSTALLATION AND HARDWARE

Uncartoning

Always uncarton wood office furniture with care. Never use a knife or sharp object of any kind to open cartons. Tear cartoning tape off by hand. Protective corner blocks, foam-wrap, and a bottom skid are included in the carton during shipping for protection.

Hardware: All necessary hardware for attaching furniture is included in the shipment. Actual wall-attachment fasteners for wall cabinets, Tackboards and Visual Boards are not included due to variable site conditions.

Hanging file rails: Pre-installed on file drawer perimeters and accommodates both legal and letter size filing.

Flat-plates: Are used to attach Bridges and Returns to Desks and are shipped pre-attached to the bottom of the Bridge or Return. Mini-flat-plates for securing Bridge Back Panels to Desk or Credenza End-panels, and quick connectors for securing modular Corner Units to adjacent pieces, are shipped along with screws in a plastic bag attached to the bottom of the Bridge or Return.

Caution: Using screws other than those supplied by Descor could result in damage to finished tops. Descor will not honor claims due to installation of incorrect hardware.

Installation: Wall-mounted cabinets, Tackboards and Visual Boards are pre-attached with horizontal wall rails to the back of each unit. The wall-side components must be detached from the unit and fastened to the wall accordingly. Wall fasteners are not included due to the variable site conditions. Securing the wall rail to a vertical structural member is the required manner of installation. The Cabinet or Visual Board is then lowered on to the wall rail. It is important to level the wall rail before installation. Wall cabinets are equipped with levelers at the bottom of the back panels for proper cabinet alignment. Units with doors are equipped with adjustable European door hinges to assist in door alignment. It is required to use a #8 wood screw through the back of the cabinet and the wall-mounted rail, to further secure the wall attachment. Tackboards have vertical grooves in the back for tasklight wiring.

Modular storage units: Have pre-drilled holes through the unfinished tops for securing to the bottom of the work surfaces. Screws and lock keys are included in a plastic bag fastened inside the pedestal. Installer should leave a 1/8" reveal between the Modular Storage Unit and the End panel. Disassemble the Modular Unit first before relocating the entire unit to avoid damage or bodily injuries.

Upon completing installation, wipe furniture with a damp cloth, followed by a dry soft cloth.

Leveling wood office furniture properly is the most important procedure to ensure proper functioning and alignment of drawers, locks and doors.

CARE AND MAINTENANCE GUIDE

Wood Casegoods Care: Descor furniture is constructed to strict specifications to ensure years of satisfied use. As with all wood products, certain care requirements and periodic maintenance are necessary in order to maintain the original new appearance and function.

Finish Protection: All clear wood finishes are susceptible to scratches from rough and abrasive objects, such as staples, paper clips, ceramic coffee mugs, flower pots, picture frames, etc. Computer equipment with rubber feet can also cause discoloration and softening of the finish due to petroleum distillates in the rubber.

Glass tops are the ultimate protection against scratch mishaps.

The most practical protection is the use of desk-pads or blotters, paper management bins, coasters, common sense caution with rough items, and adding pressure sensitive felt to the feet or bottoms of any potentially destructive item on the Desk.

Finish Care: Wax or polish should never be used on the catalyzed finish; they will give a greasy, cloudy or uneven appearance to the product. Descor's conversion varnish finish is best cleaned by wiping the surfaces with a damp cloth, followed by a soft dry cloth in the direction of the grain. If the surfaces are very dirty, use of a glass cleaning type of product is recommended.

Never use a silicon based product to dust or polish catalyzed finishes. Over time, silicon may disrupt the actual molecular composition of the finish and cause it to soften and become cloudy.

Additional Tips:

- Remove any spilled liquid immediately with a blotting, rather than a wiping motion.
- Do not drag or push objects or stacks of papers across any finely finished surface.
- Avoid exposing surfaces to extreme heat, cold or humidity.
- The surface finish may be burn resistant, however, the wood underneath the finish is not and can be charred by a burning cigarette or heat producing unit.
- Exposure to strong sunlight should be avoided. The surface finish is fade-proof, however, in spite of UV inhibitors in the finish, the wood underneath may change colour (patina) where extended exposure to sunlight exists. Natural or light finished species are especially susceptible to UV colour change.
- Building maintenance and maintenance service management should be notified of the proper care instructions and procedures for your furniture to avoid damage and allow optimum appearance for years to come.
- Special care should be taken to protect wood furniture when other trades such as painters, electricians and telecommunications workers are present performing work.
- Drawer suspensions are lubricated prior to shipment. Periodic lubrication may be applied to the ball bearing housing with a high quality lubricant found in most hardware stores.
- Drawer alignment is achieved with proper leveling of desks and credenzas.
- Check leveling glides for adjustment if the furniture is moved.
- Modular furniture items, such as Desk Shells and Modular Pedestals **must be disassembled** prior to moving or relocating to avoid damage to the furniture.
- Hutch and wall cabinet doors may require field adjustment, from time to time, due to shifting weight load factors inside the cabinet.
- Touch-up of wood furniture should only be attempted by a qualified refinisher/touch-up technician. Contact your furniture dealer if this need should arise.

DESCOR LIMITED LIFETIME WARRANTY

Descor will, at no cost to the original purchaser and for as long as the original purchaser owns a Descor product repair or replace with a comparable product, at Descor's option, any part or product sold after January 01, 2001, which fails as a result of a defect in its design, materials or workmanship. For all purposes of this warranty, the term "purchaser" is defined as the entity or individual acquiring a new Descor product as the initial purchase thereof either from Descor or an authorized Descor dealer.

Exceptions to this warranty include:

- Descor warrants wood casegoods products to be free from defects in materials and workmanship for a period of 10 years, of single shift service, from the date of delivery.
- Lighting products and grommets are warranted for one year from date of delivery.
- Custom electrical solutions may carry varying warranty coverage.
- Descor fabrics and wood veneers are warranted for 5 years from the date of delivery.
- Electrical components are warranted for 1 years from the date of delivery.
- Moving parts, which include, glides, slides, casters, user adjustable worksurface mechanism are warranted for 5 years from date of delivery.
- Descor warrants its products based on a single shift (40 hours/week). Usage beyond a single shift (40 hours/week) will result in a reduction in the warranty, in proportion to the increased usage.
- Pneumatic cylinders for any product, unless otherwise stated, are warranted for 10 years of single shift (40 hours/week) usage from date of delivery.

This warranty does not include:

- Customers Own Material or finishes applied to Descor products (which include graded in fabrics, which are treated as Customers Own Material).
- Wood Veneer being a natural material will have shade differences between veneer leaves. This will be more apparent between flitches. Fading on wood veneers can be caused by exposure to UV rays / sunlight.
- Wood colour, grain and stain acceptance, which may occur due to the natural elements of wood.
- Ballasts and light bulbs.
- Products which have been modified or which have not been installed or used according to Descor's application and installation guidelines or warnings.
- Products that must be replaced due to normal wear and tear, negligence, abuse, accidents or shipping damage.
- Products used for rental purposes.

In no event shall Descor be liable in either tort or contract for any loss or direct, special, incidental, consequential, or exemplary damages.

This warranty is the customer's sole remedy for product defect. Descor makes no warranties, including the express or implied warranties of merchantability and fitness purpose, other than the express warranties contained herein.

TERMS AND CONDITIONS OF SALE

Prices: Prices are subject to change without notice. All shipments are F.O.B. the plant unless otherwise indicated. All taxes are extra.

Terms: Merchandise shall be invoiced when shipped and payment is due 30 days after invoice date.

Orders: All orders are subject to acceptance by Descor head office and to the Terms of Sale which appear in current price lists.

Orders: All orders are subject to acceptance by Descor head office and to the Terms of Sale which appear in current price lists.

Returns: Merchandise may not be returned without prior written consent. Upon approval, a minimum restocking charge of 35% shall be deducted from the credit note, in addition to any expense incurred should reconditioning be necessary. Return shipping must be prepaid.

Cancellations: All orders are considered firm and not subject to cancellation without our documented approval. Cancellation charges may be required based on expenses incurred during order processing.

Carriers: All shipments shall normally be made through the Buyer's specified carrier. Otherwise Descor shall use its best judgment in selecting a carrier. Prepay and Add Service Charge to cover cost of processing prepaid freight bills, a charge of \$40.00 per shipment will be made. This amount will be included in the "Freight Charges" invoiced by Descor.

Liability: Every effort is employed to effect secure packing for shipment. Descor's liability ends when the carrier issues a clear receipt, acknowledging automatically that the shipment has been received in good condition.

Claims: It is required that all merchandise be carefully examined by recipient before issuance of clear receipt to carrier. Should the shipment arrive unsound or incomplete, have carrier make proper notation on the delivery receipt and original freight bill as to discrepancy before accepting shipment. Any claim for damage or shortage must be filed by you with the delivering carrier. Descor will not accept return of merchandise damaged in transit.

Changes and Cancellations: Descor reserves the right to institute changes with regard to materials, equipment, specification and designs, as well as to discontinue models at any time without prior notice.

After the date of Descor's acknowledgement of a Purchaser's order, the order may not be changed or cancelled by Purchaser without the written consent of Descor. Special order items already in production are not subject to change or cancellation under any circumstances. Other standard items already in production are subject to a minimum 35% restocking charge, based on list price. A higher percentage may apply, depending on the stage of production.

Finishes: Descor veneers and solid woods are carefully selected for colour, tone and grain. Since the distinctive characteristics and nature of wood cause variations, exact matches are not always possible.

Shipping Weight: All shipping weights and cubic sizes as indicated are approximate.

Dimensions: Are approximate. Please contact Descor for specific dimensions required.

FINISHES

Descor Collection Products are Greenguard Gold certified.

Group 1 Finishes (Standard Finishes)

Finish Code	Colour	Veneer Type	Veneer Cut
BTW	Biscotti	White Oak	Rift
JAW	Java	White Oak	Rift
MCW	Moch	White Oak	Rift
CRW	Coral	White Oak	Rift
EVW	Evening Oak	White Oak	Rift
MTW	Milestone	White Oak	Rift
CAW	Cocoa Walnut	Walnut	Flat
DWW	Dark Walnut	Walnut	Flat
EWV	Empress Walnut	Walnut	Flat
LTW	Latte Walnut	Walnut	Flat
MHW	Mahogany on Walnut	Walnut	Flat
WLW	Walnut	Walnut	Flat
NLW	Natural Walnut	Walnut	Flat
ULW	Umber Walnut	Walnut	Flat
ACW	Amber Cherry	Cherry	Flat
DCW	Dark Cherry	Cherry	Flat
RCW	Red Cherry	Cherry	Flat
WCW	Windsor Cherry	Cherry	Flat
AMW	Almond Cherry	Cherry	Flat
VNW	Vintage Cherry	Cherry	Flat
HAW	Hazelnut	Maple	Flat
MPW	Maple	Maple	Flat
SMW	Sugar Maple	Maple	Flat
WMW	White Maple	Maple	Flat
OYW	Oyster Maple	Maple	Flat
SHW	Sahara Maple	Maple	Flat

Group 2 Finishes (Add 25% upcharge)

Finish Code	Colour	Veneer Type	Veneer Cut
CNW	Cognac	Anigre	Figured
BRW	Butternut	Anigre	Figured

FINISH OPTIONS**Full Fill available (Add 5% upcharge to the List Price)**

Walnut Tops	Add suffix "2" to the end of the finish code
Cherry Tops	Add suffix "2" to the end of the finish code
Anigre Tops	Add suffix "2" to the end of the finish code
Maple Tops	Add suffix "2" to the end of the finish code

Custom Staining (Please Contact Customer Service)

up to \$50,000	Add \$528 Flat Fee and 15% to the List Price
\$50,000 and \$200,000	Add 15% upcharge to the List Price
over \$200,000	No upcharge

Special Finish Options

Custom Veneers	Please contact Customer Service for selection and pricing
Laminate Inlays	Please contact Customer Service - Surcharges may apply

FSC option available Please contact Customer Service - No upcharge

**Foundation Engineered Veneer
(Applies only to tables Group 3 and receptions
'V' & 'D' edge/group only)**

Finish Code	Colour	Veneer Type	Veneer Cut
NTF	Natural	Maple Reconstituted	Rift
TLF	Twilight	Maple Reconstituted	Rift
CIF	Chai	White Oak Reconstituted	Rift
FGF	Fig	White Oak Reconstituted	Rift
RVF	Riviera	White Oak Reconstituted	Rift
STF	Sumatra	White Oak Reconstituted	Rift
WHF	Wheat	White Oak Reconstituted	Rift
MTF	Metro	White Oak Reconstituted	Rift
MSF	Mesa	White Oak Reconstituted	Rift
CHF	Cashmere	White Oak Reconstituted	Rift
SNF	Sienna	White Oak Reconstituted	Rift
WIF	Winter	White Oak Reconstituted	Rift

Metal Finishes

Finish Code	Colour
E	Black
K	Tungsten (Silver)
P	Brushed Chrome
DWT	Designer White

Glass Finish (For Glass Doors and Modesty Panels)

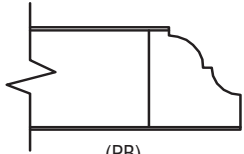
Frosted Glass	Standard
White back painted glass	Please contact Customer Service - Quote Required

Solid Colours on MDF

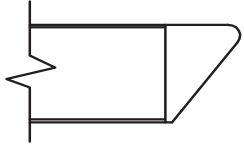
DESCOR FINISH		CODE
Black	(solid colour)	BLM
Chantilly	(solid colour)	CHM
Cloud	(solid colour)	CLM
Dove	(solid colour)	DVM
Oyster	(solid colour)	OSM
Tungsten	(solid colour)	TNM
White	(solid colour)	WHM

- For Decorative Modesty Panels and Plinth used on VGTCUS, VGRCUS, VGLCUS, VGCKCUS and LEC-CURV at no upcharge
- For Doors, Drawer Fronts and Decorative Panels (two tone finish) upcharge 15%

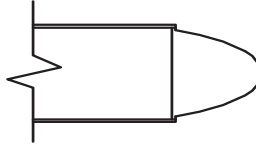
EDGES AVAILABLE



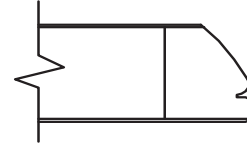
(PB)
(1 3/8" thickness)



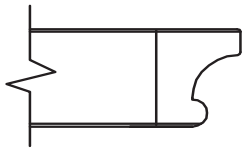
(K16)
(1 3/8" thickness)



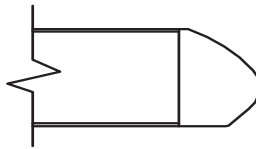
(K18)
(1 3/8" thickness)



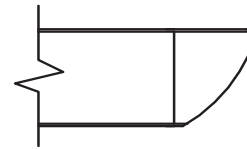
(K21)
(1 3/8" thickness)



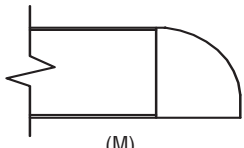
(K22)
(1 3/8" thickness)



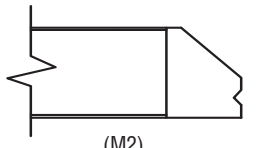
(K29)
(1 3/8" thickness)



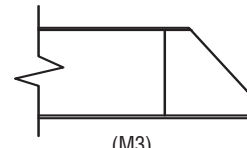
(K30)
(1 3/8" thickness)



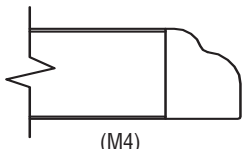
(M)
(1 3/8" thickness)



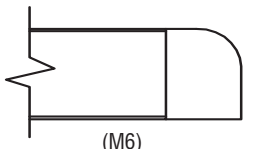
(M2)
(1 3/8" thickness)



(M3)
(1 3/8" thickness)



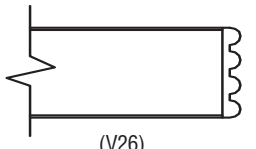
(M4)
(1 3/8" thickness)



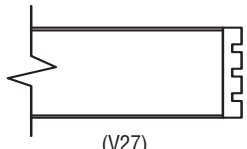
(M6)
(1 3/8" thickness)



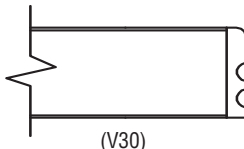
(V15)
(1 3/8" thickness)



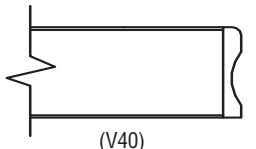
(V26)
(1 3/8" thickness)



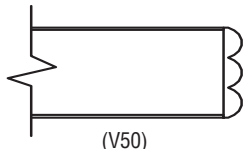
(V27)
(1 3/8" thickness)



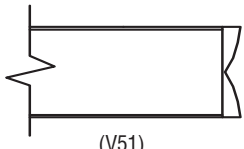
(V30)
(1 3/8" thickness)



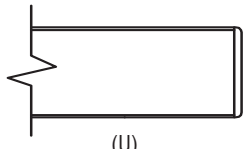
(V40)
(1 3/8" thickness)



(V50)
(1 3/8" thickness)



(V51)
(1 3/8" thickness)



(U)
(1 3/8" thickness)

• Other Edge Profiles available, please contact Customer Service.

RECEPTION DESKS • TECHNICAL INFORMATION

- Generic Drawings shown only. For Series Details refer to Page A9/A10
- Philadelphia Series is indicated with PB
 - Philadelphia Series includes plinth base and pin moulding
 - Philadelphia Series is not available with Inlay
- Kingston Series is indicated with K
- Markham Series is indicated with M
- Versailles Series is indicated with V

- Gallery/Reception Desk
 - All Desks are shipped assembled
 - Includes 2 Grommets: Top Left and Top Right (except custom units)
 - Standard Grommet is GM5E (Black) and GM5K (Tungsten)
- Gallery/Reception Bridge
 - Includes 1 Grommet: Top Centre
 - Standard Grommet for PB, K, M and V is GM5E (Black) and GM5K (Tungsten)
 - To remove Cross Grain veneer pattern on Top, delete suffix “CG” from the PRODUCT CODE Number Code (Available at no upcharge)
- Gallery/Reception Return
 - Includes 1 Grommet: Top Centre
 - Standard Grommet for PB, K, M and V is GM5E (Black) and GM5K (Tungsten)
 - To remove Cross Grain veneer pattern on Top, delete suffix “CG” from the PRODUCT CODE Number Code (Available at no upcharge)
 - For use with Modular Storage
- Transaction Counter
 - Also available in Stone, please contact Customer Service

RECEPTION DESKS • GUIDELINES FOR ORDERING PRODUCT CODE

CODES: The price list uses a numbering system with meaningful alphanumeric characters to create a simple-to-understand PRODUCT CODE number. This makes specifying the PRODUCT CODE easy and accurate.

NOTE: Arrow indicates direction of grain.

SPECIFICATION EXAMPLE OF A RECEPTION DESK UNIT

PRODUCT CODE CODE: ()GIC12036

() = Selected Series
 GIC = Gallery Desk, Breakfront Style
 12036 = Size: Width x Depth

FINISH: Choose Finish

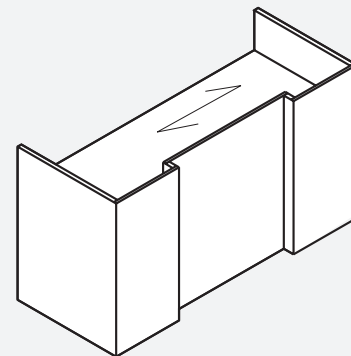
Top Edge Option: Choose Top Edge Option

Standard Grommet:

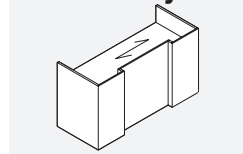
TL - Top Left
 TR - Top Right

Optional Grommet Location:

TC - Top Centre

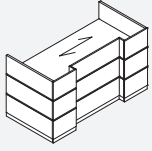


GIC • Gallery/Reception Desk Shell, Breakfront Style



PRODUCT CODE	PRICE					SIZE / INCHES			WEIGHT LBS	VOL FT3
	PB	K	M	V	U	H	W	D		
()GIC12036	9544	9128	8298	8298	7884	42	120	36	592	105
()GIC10836	8588	8215	7468	7468	7095	42	108	36	533	95
()GIC10236	8113	7759	7054	7054	6701	42	102	36	503	89
()GIC9636	7634	7303	6639	6639	6306	42	96	36	473	84
()GIC9036	7160	6849	6226	6226	5915	42	90	36	444	79
()GIC8436	6679	6389	5808	5808	5518	42	84	36	414	74
()GIC7236	5727	5478	4980	4980	4731	42	72	36	355	63
()GIC7230	5542	5301	4819	4819	4578	42	72	30	315	53
()GIC6630	5403	5168	4698	4698	4463	42	66	30	295	48
()GIC6030	5096	4875	4432	4432	4211	42	60	30	275	44

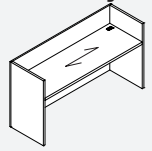
GIC-IN • Gallery/Reception Desk Shell, Breakfront Style with Inlay



PRODUCT CODE	PRICE					SIZE / INCHES			WEIGHT LBS	VOL FT3
	PB	K	M	V	U	H	W	D		
()GIC12036IN		12379	11254	11254	10691	42	120	36	592	105
()GIC10836IN		11466	10424	10424	9902	42	108	36	533	95
()GIC10236IN		11010	10009	10009	9508	42	102	36	503	89
()GIC9636IN		10553	9594	9594	9115	42	96	36	473	84
()GIC9036IN		10099	9181	9181	8722	42	90	36	444	79
()GIC8436IN		9640	8764	8764	8326	42	84	36	414	74
()GIC7236IN		8729	7935	7935	7538	42	72	36	355	63
()GIC7230IN		8551	7774	7774	7385	42	72	30	315	53
()GIC6630IN		8419	7654	7654	7271	42	66	30	295	48
()GIC6030IN		8127	7388	7388	7018	42	60	30	275	44

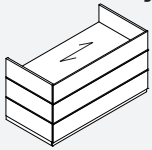
• With Brushed Aluminum Inlay and Kickplate

GC • Gallery/Reception



PRODUCT CODE	PRICE					SIZE / INCHES			WEIGHT LBS	VOL FT3	
	PB	K	M	V	U	H	W	D			
()GC12036		8678	8301	7546	7546	7169	42	120	36	592	105
()GC10836		7809	7469	6790	6790	6450	42	108	36	533	95
()GC10236		7376	7054	6413	6413	6093	42	102	36	503	89
()GC9636		6940	6639	6035	6035	5733	42	96	36	473	84
()GC9036		6509	6226	5660	5660	5377	42	90	36	444	79
()GC8436		6072	5808	5280	5280	5016	42	84	36	414	74
()GC7236		5210	4983	4530	4530	4303	42	72	36	355	63
()GC7230		5037	4818	4380	4380	4161	42	72	30	315	53
()GC6630		4912	4698	4271	4271	4058	42	66	30	295	48
()GC6030		4633	4432	4029	4029	3828	42	60	30	275	44
()GC12024		6807	6511	5919	5919	5623	42	120	24	392	70
()GC10824		6119	5853	5321	5321	5055	42	108	24	353	63
()GC10224		5782	5530	5027	5027	4776	42	102	24	333	60
()GC9624		5440	5203	4730	4730	4494	42	96	24	314	56
()GC9024		5100	4877	4434	4434	4212	42	90	24	294	53
()GC8424		4762	4554	4140	4140	3934	42	84	24	274	49
()GC7224		4083	3906	3551	3551	3374	42	72	24	235	42
()GC6624		3836	3669	3335	3335	3168	42	66	24	216	39
()GC6024		3594	3438	3125	3125	2969	42	60	24	196	35

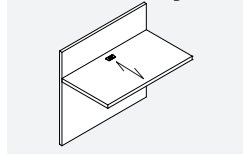
GC-IN • Gallery/Reception with Inlay



PRODUCT CODE	PRICE					SIZE / INCHES			WEIGHT LBS	VOL FT3
	PB	K	M	V	U	H	W	D		
()GC12036IN		11389	10354	10354	9836	42	120	36	592	105
()GC10836IN		10558	9598	9598	9118	42	108	36	533	95
()GC10236IN		10142	9220	9220	8759	42	102	36	503	89
()GC9636IN		9726	8842	8842	8400	42	96	36	473	84
()GC9036IN		9314	8467	8467	8043	42	90	36	444	79
()GC8436IN		8896	8087	8087	7682	42	84	36	414	74
()GC7236IN		8071	7337	7337	6971	42	72	36	355	63
()GC7230IN		7908	7189	7189	6829	42	72	30	315	53
()GC6630IN		7784	7076	7076	6722	42	66	30	295	48
()GC6030IN		7521	6837	6837	6494	42	60	30	275	44
()GC12024IN		9600	8727	8727	8291	42	120	24	392	70
()GC10824IN		8942	8129	8129	7723	42	108	24	353	63
()GC10224IN		8619	7835	7835	7444	42	102	24	333	60
()GC9624IN		8292	7538	7538	7161	42	96	24	314	56
()GC9024IN		7966	7242	7242	6881	42	90	24	294	53
()GC8424IN		7643	6948	6948	6600	42	84	24	274	49
()GC7224IN		6994	6358	6358	6040	42	72	24	235	42
()GC6624IN		6756	6142	6142	5836	42	66	24	216	39
()GC6024IN		6526	5933	5933	5636	42	60	24	196	35

• With Brushed Aluminum Inlay and Kickplate

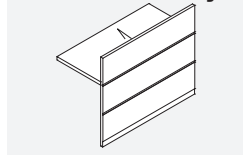
GBT • Gallery Bridge



PRODUCT CODE	PRICE					SIZE / INCHES			WEIGHT LBS	VOL FT3
	PB	K	M	V	U	H	W	D		
()GBT5624CG	3665	3506	3187	3187	3027	42	56	24	178	32
()GBT5424CG	3665	3506	3187	3187	3027	42	54	24	169	29
()GBT5024CG	3257	3116	2833	2833	2691	42	50	24	151	27
()GBT4824CG	3257	3116	2833	2833	2691	42	48	24	142	26
()GBT4424CG	2849	2725	2477	2477	2353	42	44	24	134	23
()GBT4224CG	2849	2725	2477	2477	2353	42	42	24	127	22
()GBT3824CG	2566	2455	2232	2232	2121	42	38	24	119	20
()GBT3624CG	2566	2455	2232	2232	2121	42	36	24	112	19

• For use between Gallery/Reception Desk and Gallery/Reception Credenza

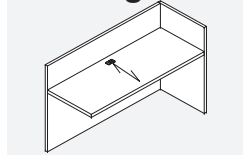
GBT-IN • Gallery Bridge with Inlay



PRODUCT CODE	PRICE					SIZE / INCHES			WEIGHT LBS	VOL FT3
	PB	K	M	V	U	H	W	D		
()GBT5624INCG	4970	4518	4518	4518	4292	42	56	24	178	32
()GBT5424INCG	4970	4518	4518	4518	4292	42	54	24	169	29
()GBT5024INCG	4578	4162	4162	3955	3955	42	50	24	151	27
()GBT4824INCG	4578	4162	4162	3955	3955	42	48	24	142	26
()GBT4424INCG	4190	3809	3809	3619	3619	42	44	24	134	23
()GBT4224INCG	4190	3809	3809	3619	3619	42	42	24	127	22
()GBT3824INCG	3917	3561	3561	3383	3383	42	38	24	119	20
()GBT3624INCG	3917	3561	3561	3383	3383	42	36	24	112	19

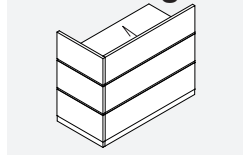
• With Brushed Aluminum Inlay and Kickplate
• For use between Gallery/Reception Desk and Gallery/Reception Credenza

GRR • Right Gallery/Reception Return Shell



PRODUCT CODE	PRICE					SIZE / INCHES			WEIGHT LBS	VOL FT3
	PB	K	M	V	U	H	W	D		
()GRR7224CG	5138	4915	4468	4468	4245	42	72	24	273	42
()GRR6624CG	4712	4508	4098	4098	3893	42	66	24	250	39
()GRR6024CG	4285	4099	3726	3726	3540	42	60	24	228	35
()GRR5424CG	3859	3691	3355	3355	3188	42	54	24	205	32
()GRR4824CG	3425	3277	2979	2979	2830	42	48	24	182	28
()GRR4224CG	3000	2869	2608	2608	2477	42	42	24	159	25
()GRR3624CG	2699	2582	2347	2347	2230	42	36	24	137	21

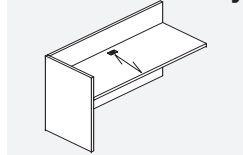
GRR-IN • Right Gallery/Reception Return Shell with Inlay



PRODUCT CODE	PRICE					SIZE / INCHES			WEIGHT LBS	VOL FT3
	PB	K	M	V	U	H	W	D		
()GRR7224INCG	6865	6241	6241	5929	5929	42	72	24	273	42
()GRR6624INCG	6458	5871	5871	5577	5577	42	66	24	250	39
()GRR6024INCG	6050	5500	5500	5225	5225	42	60	24	228	35
()GRR5424INCG	5641	5128	5128	4872	4872	42	54	24	205	32
()GRR4824INCG	5227	4752	4752	4514	4514	42	48	24	182	28
()GRR4224INCG	4819	4381	4381	4162	4162	42	42	24	159	25
()GRR3624INCG	4533	4121	4121	3915	3915	42	36	24	137	21

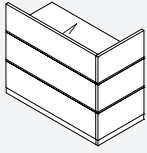
• With Brushed Aluminum Inlay and Kickplate

GRL • Left Gallery/Reception Return Shell



PRODUCT CODE	PRICE					SIZE / INCHES			WEIGHT LBS	VOL FT3
	PB	K	M	V	U	H	W	D		
()GRL7224CG	5138	4915	4468	4468	4245	42	72	24	273	42
()GRL6624CG	4712	4508	4098	4098	3893	42	66	24	250	39
()GRL6024CG	4285	4099	3726	3726	3540	42	60	24	228	35
()GRL5424CG	3859	3691	3355	3355	3188	42	54	24	205	32
()GRL4824CG	3425	3277	2979	2979	2830	42	48	24	182	28
()GRL4224CG	3000	2869	2608	2608	2477	42	42	24	159	25
()GRL3624CG	2699	2582	2347	2347	2230	42	36	24	137	21

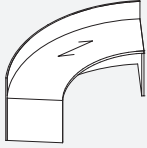
GRL-IN • Left Gallery/Reception Return Shell with Inlay



PRODUCT CODE	PRICE					SIZE / INCHES			WEIGHT	VOL
	PB	K	M	V	U	H	W	D	LBS	FT3
()GRL7224INCG		6865	6241	6241	5929	42	72	24	273	42
()GRL6624INCG		6458	5871	5871	5577	42	66	24	250	39
()GRL6024INCG		6050	5500	5500	5225	42	60	24	228	35
()GRL5424INCG		5641	5128	5128	4872	42	54	24	205	32
()GRL4824INCG		5227	4752	4752	4514	42	48	24	182	28
()GRL4224INCG		4819	4381	4381	4162	42	42	24	159	25
()GRL3624INCG		4533	4121	4121	3915	42	36	24	137	21

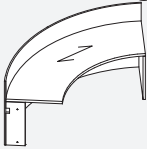
• With Brushed Aluminum Inlay and Kickplate

GCCUS • Freestanding Gallery/Reception



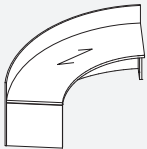
PRODUCT CODE	PRICE					SIZE / INCHES			WEIGHT	VOL
	PB	K	M	V	U	H	W	D	LBS	FT3
VGCCUS10630H42				12074	11470	42	106	30	647	72
VGCCUS10630H36				10498	9974	36	106	30	592	66

GRCUS • Right End Gallery/Reception



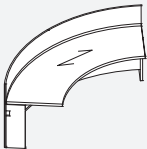
PRODUCT CODE	PRICE					SIZE / INCHES			WEIGHT	VOL
	PB	K	M	V	U	H	W	D	LBS	FT3
VGRCUS10630H42				12074	11470	42	106	30	647	72
VGRCUS10630H36				10498	9974	36	106	30	592	66

GCLCUS • Left End Gallery/Reception



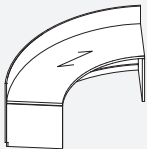
PRODUCT CODE	PRICE					SIZE / INCHES			WEIGHT	VOL
	PB	K	M	V	U	H	W	D	LBS	FT3
VGCLCUS10630H42				12074	11470	42	106	30	647	72
VGCLCUS10630H36				10498	9974	36	106	30	592	66

GCCCUS • Gallery/Reception Centre Desk



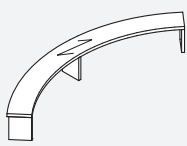
PRODUCT CODE	PRICE					SIZE / INCHES			WEIGHT	VOL
	PB	K	M	V	U	H	W	D	LBS	FT3
VGCCCUS10630H42				12074	11470	42	106	30	647	72
VGCCCUS10630H36				10498	9974	36	106	30	592	66

GCKCUS • Freestanding Gallery/Reception with Recessed Kickplate



PRODUCT CODE	PRICE					SIZE / INCHES			WEIGHT	VOL
	PB	K	M	V	U	H	W	D	LBS	FT3
VGCKCUS10630H42				12676	12043	42	106	30	647	72
VGCKCUS10630H36				11023	10472	36	106	30	592	66

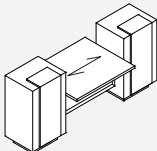
GTTMCUS • Curved Transaction Counter



PRODUCT CODE	PRICE					SIZE / INCHES			WEIGHT	VOL
	PB	K	M	V	U	H	W	D	LBS	FT3
VGTTMCUS10610				4765	4527	1.5	106	10	84	19

• For Clear Glass Bow Front Transaction Counter over Wood Subtop See P. B.7

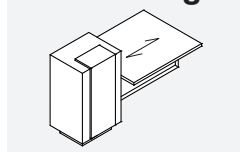
VGTCUS • Reception



PRODUCT CODE	PRICE					SIZE / INCHES			WEIGHT	VOL
	PB	K	M	V	U	H	W	D	LBS	FT3
VGTCUS9036G				9458	8985	42	90	36	307	36

• Top with Centre Drawer and Aluminum Framed Glass Modesty Panel between 2 Open Bookcases
 • White plinth is standard. For optional solid colours see A.13.

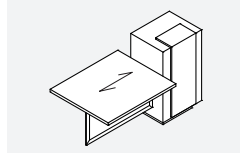
VGRCUS • Right add-on, for VGTCUS



PRODUCT CODE	PRICE					SIZE / INCHES			WEIGHT	VOL
	PB	K	M	V	U	H	W	D	LBS	FT3
VGRCUS6636G				5911	5616	42	66	36	199	21

- Top with Centre Drawer and Aluminum Framed Glass Modesty Panel, Open Bookcase on Right
- White plinth is standard. For optional solid colours see A.13.

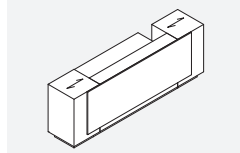
VGLCUS • Left add-on, for VGTCUS



PRODUCT CODE	PRICE					SIZE / INCHES			WEIGHT	VOL
	PB	K	M	V	U	H	W	D	LBS	FT3
VGLCUS6636G				5911	5616	42	66	36	199	21

- Top with Centre Drawer and Aluminum Framed Glass Modesty Panel, Open Bookcase on Left
- White plinth is standard. For optional solid colours see A.13.

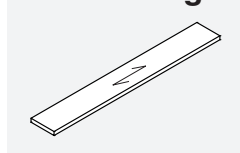
VGCKCUS • Reception with white Raised Decorative Front Panel



PRODUCT CODE	PRICE					SIZE / INCHES			WEIGHT	VOL
	PB	K	M	V	U	H	W	D	LBS	FT3
VGCKCUS12036DD				16699	15865	42	120	36	592	114

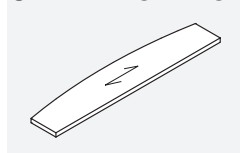
- With 2 Open Bookcase and D Pedestal on Left and Right
- White Raised Decorative Front Panel is standard. For optional solid colours see A.13.

GTT • Rectangular Transaction Counter



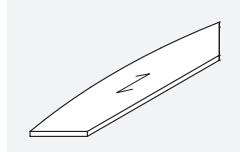
PRODUCT CODE	PRICE					SIZE / INCHES			WEIGHT	VOL
	PB	K	M	V	U	H	W	D	LBS	FT3
()GTT12010	1453	1390	1264	1264	1201	1.5	120	10	84	8
()GTT11410	1382	1321	1201	1201	1141	1.5	114	10	81	8
()GTT10810	1309	1253	1139	1139	1081	1.5	108	10	78	8
()GTT10210	1238	1184	1076	1076	1022	1.5	102	10	72	7
()GTT9610	1165	1114	1013	1013	963	1.5	96	10	66	7
()GTT9010	1091	1044	949	949	902	1.5	90	10	60	6
()GTT8410	1015	971	883	883	839	1.5	84	10	54	6
()GTT7210	871	834	758	758	721	1.5	72	10	48	5
()GTT6610	799	763	694	694	659	1.5	66	10	42	5
()GTT6010	728	697	634	634	602	1.5	60	10	36	4

GTTM • Bow Front Transaction Counter



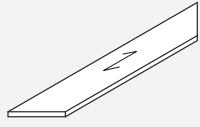
PRODUCT CODE	PRICE					SIZE / INCHES			WEIGHT	VOL
	PB	K	M	V	U	H	W	D	LBS	FT3
()GTTM1201013	2101	2010	1827	1827	1736	1.5	120	10 13	84	11
()GTTM1141013	2030	1940	1764	1764	1676	1.5	114	10 13	81	10
()GTTM1081013	1957	1872	1702	1702	1617	1.5	108	10 13	78	10
()GTTM1021013	1885	1803	1639	1639	1558	1.5	102	10 13	72	9
()GTTM961013	1814	1735	1577	1577	1498	1.5	96	10 13	66	9
()GTTM901013	1740	1665	1514	1514	1438	1.5	90	10 13	60	8
()GTTM841013	1663	1592	1447	1447	1374	1.5	84	10 13	54	8
()GTTM721013	1520	1454	1322	1322	1256	1.5	72	10 13	48	7
()GTTM661013	1448	1384	1258	1258	1196	1.5	66	10 13	42	6
()GTTM601013	1376	1317	1197	1197	1137	1.5	60	10 13	36	5

GTTMA • Bow Front Transaction Counter with 45° mitred ends



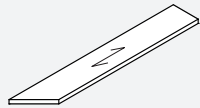
PRODUCT CODE	PRICE					SIZE / INCHES			WEIGHT	VOL
	PB	K	M	V	U	H	W	D	LBS	FT3
()GTTMA1201013	2182	2088	1898	1898	1803	1.5	120	10 13	84	11
()GTTMA1141013	2111	2020	1836	1836	1745	1.5	114	10 13	81	10
()GTTMA1081013	2039	1950	1773	1773	1684	1.5	108	10 13	78	10
()GTTMA1021013	1965	1879	1708	1708	1623	1.5	102	10 13	72	9
()GTTMA961013	1894	1812	1647	1647	1564	1.5	96	10 13	66	9
()GTTMA901013	1819	1740	1582	1582	1503	1.5	90	10 13	60	8
()GTTMA841013	1746	1670	1518	1518	1442	1.5	84	10 13	54	8
()GTTMA721013	1601	1531	1392	1392	1322	1.5	72	10 13	48	7
()GTTMA661013	1526	1460	1327	1327	1261	1.5	66	10 13	42	6
()GTTMA601013	1456	1393	1266	1266	1202	1.5	60	10 13	36	5

GTTA • Rectangular Transaction Counter with 45° mitred ends



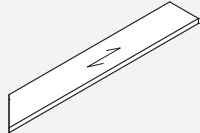
PRODUCT CODE	PRICE					SIZE / INCHES			WEIGHT	VOL
	PB	K	M	V	U	H	W	D	LBS	FT3
()GTTA12010	1632	1561	1419	1419	1349	1.5	120	10	84	8
()GTTA11410	1551	1484	1349	1349	1282	1.5	114	10	81	8
()GTTA10810	1485	1420	1291	1291	1227	1.5	108	10	78	8
()GTTA10210	1411	1351	1228	1228	1166	1.5	102	10	72	7
()GTTA9610	1338	1279	1163	1163	1104	1.5	96	10	66	7
()GTTA9010	1266	1211	1101	1101	1046	1.5	90	10	60	6
()GTTA8410	1192	1141	1037	1037	986	1.5	84	10	54	6
()GTTA7210	1047	1002	911	911	866	1.5	72	10	48	5
()GTTA6610	975	932	847	847	805	1.5	66	10	42	5
()GTTA6010	903	864	785	785	746	1.5	60	10	36	4

GTTAR • Mitred Transaction Counter Return, 45° Right



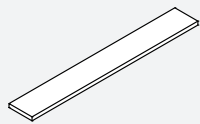
PRODUCT CODE	PRICE					SIZE / INCHES			WEIGHT	VOL
	PB	K	M	V	U	H	W	D	LBS	FT3
()GTTAR12010	1568	1499	1363	1363	1295	1.5	120	10	84	8
()GTTAR11410	1491	1426	1296	1296	1231	1.5	114	10	81	8
()GTTAR10810	1422	1360	1236	1236	1175	1.5	108	10	78	8
()GTTAR10210	1351	1293	1175	1175	1117	1.5	102	10	72	7
()GTTAR9610	1278	1222	1111	1111	1056	1.5	96	10	66	7
()GTTAR9010	1206	1153	1048	1048	996	1.5	90	10	60	6
()GTTAR8410	1131	1081	983	983	934	1.5	84	10	54	6
()GTTAR7810	1056	1011	919	919	872	1.5	78	10	51	6
()GTTAR7210	987	944	858	858	815	1.5	72	10	48	5
()GTTAR6610	912	872	793	793	754	1.5	66	10	42	5
()GTTAR6010	842	805	732	732	695	1.5	60	10	36	4
()GTTAR3610	505	483	439	439	417	1.5	36	10	24	3
()GTTAR3010	420	402	365	365	347	1.5	30	10	20	2
()GTTAR2410	338	323	294	294	279	1.5	24	10	16	2

GTTAL • Mitred Transaction Counter Return, 45° Left



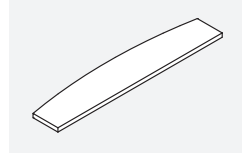
PRODUCT CODE	PRICE					SIZE / INCHES			WEIGHT	VOL
	PB	K	M	V	U	H	W	D	LBS	FT3
()GTTAL12010	1568	1499	1363	1363	1295	1.5	120	10	84	8
()GTTAL11410	1491	1426	1296	1296	1231	1.5	114	10	81	8
()GTTAL10810	1422	1360	1236	1236	1175	1.5	108	10	78	8
()GTTAL10210	1351	1293	1175	1175	1117	1.5	102	10	72	7
()GTTAL9610	1278	1222	1111	1111	1056	1.5	96	10	66	7
()GTTAL9010	1206	1153	1048	1048	996	1.5	90	10	60	6
()GTTAL8410	1131	1081	983	983	934	1.5	84	10	54	6
()GTTAL7810	1056	1011	919	919	872	1.5	78	10	51	6
()GTTAL7210	987	944	858	858	815	1.5	72	10	48	5
()GTTAL6610	912	872	793	793	754	1.5	66	10	42	5
()GTTAL6010	842	805	732	732	695	1.5	60	10	36	4
()GTTAL3610	505	483	439	439	417	1.5	36	10	24	3
()GTTAL3010	420	402	365	365	347	1.5	30	10	20	2
()GTTAL2410	338	323	294	294	279	1.5	24	10	16	2

GTT-G • 3/4" Clear Glass Rectangular Transaction Counter over Wood Subtop



PRODUCT CODE	PRICE	SIZE / INCHES			WEIGHT	VOL
		H	W	D	LBS	FT3
GTT12010G	3738	1.5	120	10	84	8
GTT11410G	3608	1.5	114	10	81	8
GTT10810G	3479	1.5	108	10	78	8
GTT10210G	3347	1.5	102	10	72	7
GTT9610G	3216	1.5	96	10	66	7
GTT9010G	3088	1.5	90	10	60	6
GTT8410G	2957	1.5	84	10	54	6
GTT7210G	2767	1.5	72	10	48	5
GTT6610G	2637	1.5	66	10	42	5
GTT6010G	2506	1.5	60	10	36	4

GTTM-G • 3/4" Clear Glass Bow Front Transaction Counter over Wood Subtop



PRODUCT CODE	PRICE	SIZE / INCHES			WEIGHT LBS	VOL FT3
		H	W	D		
GTTM1201013G	4500	1.5	120	10	84	11
GTTM1141013G	4407	1.5	114	10	81	10
GTTM1081013G	4289	1.5	108	10	78	10
GTTM1021013G	4208	1.5	102	10	72	9
GTTM961013G	4171	1.5	96	10	66	9
GTTM901013G	3983	1.5	90	10	60	8
GTTM841013G	3791	1.5	84	10	54	8
GTTM721013G	3483	1.5	72	10	48	7
GTTM661013G	3291	1.5	66	10	42	6
GTTM601013G	3104	1.5	60	10	36	5

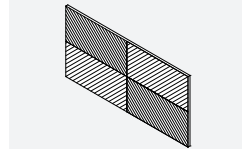
GCCUS-G • 3/4" Clear Glass Bow Front Transaction Counter over Wood Subtop



PRODUCT CODE	PRICE	SIZE / INCHES			WEIGHT LBS	VOL FT3
		H	W	D		
GCCUS10610G	7863	0.75	106	10	84	19

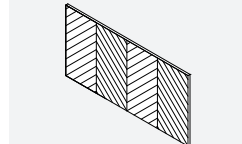
• For Curved Transaction Counter See P. B.4

GFDP-F • Raised Decorative Front Panel for a Reception Desk - Reversed Diamond pattern



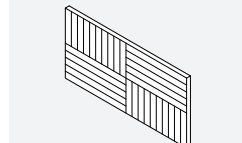
PRODUCT CODE	PRICE	SIZE / INCHES			WEIGHT LBS	VOL FT3
		H	W	D		
GFDP10830F	2210	30	108	1	84	8
GFDP9630F	1966	30	96	1	81	8
GFDP9030F	1839	30	90	1	78	8
GFDP8430F	1720	30	84	1	72	7
GFDP7230F	1471	30	72	1	66	7
GFDP6030F	1229	30	60	1	60	6
GFDP5430F	1106	30	54	1	54	6
GFDP4830F	985	30	48	1	48	5

GFDP-RIB • Raised Decorative Front Panel for a Reception Desk - Vertical Rib pattern



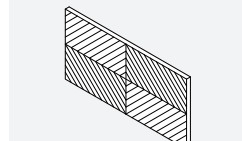
PRODUCT CODE	PRICE	SIZE / INCHES			WEIGHT LBS	VOL FT3
		H	W	D		
GFDP10830RIB	2210	30	108	1	84	8
GFDP9630RIB	1966	30	96	1	81	8
GFDP9030RIB	1839	30	90	1	78	8
GFDP8430RIB	1720	30	84	1	72	7
GFDP7230RIB	1471	30	72	1	66	7
GFDP6030RIB	1229	30	60	1	60	6
GFDP5430RIB	1106	30	54	1	54	6
GFDP4830RIB	985	30	48	1	48	5

GFDP-BW • Raised Decorative Front Panel for a Reception Desk - Basket Weave pattern



PRODUCT CODE	PRICE	SIZE / INCHES			WEIGHT LBS	VOL FT3
		H	W	D		
GFDP10830BW	2540	30	108	1	84	8
GFDP9630BW	2259	30	96	1	81	8
GFDP9030BW	2115	30	90	1	78	8
GFDP8430BW	1976	30	84	1	72	7
GFDP7230BW	1693	30	72	1	66	7
GFDP6030BW	1412	30	60	1	60	6
GFDP5430BW	1272	30	54	1	54	6
GFDP4830BW	1132	30	48	1	48	5

GFDP-D • Raised Decorative Front Panel for a Reception Desk - Diamond pattern



PRODUCT CODE	PRICE	SIZE / INCHES			WEIGHT LBS	VOL FT3
		H	W	D		
GFDP10830D	2210	30	108	1	84	8
GFDP9630D	1966	30	96	1	81	8
GFDP9030D	1839	30	90	1	78	8
GFDP8430D	1720	30	84	1	72	7
GFDP7230D	1471	30	72	1	66	7
GFDP6030D	1229	30	60	1	60	6
GFDP5430D	1106	30	54	1	54	6
GFDP4830D	985	30	48	1	48	5

CONFERENCE ROOM TABLES • GENERAL INFORMATION


Conference Table Top Detailing:

Descor is offering a variety of Conference Table Top options. Edge profiles are available to match all Series edge details.

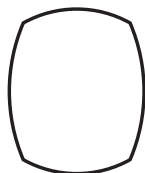
Conference Table Base Detailing:

For an individual and more customized design, customers are able to choose from many different Conference Table Base options.

CONFERENCE TABLE TOP OPTIONS




ROund




BOat Bow Ends




REctangular




WAve



**Radius
REctangular
Corners**




RAcetrack



BOat Bow Ends



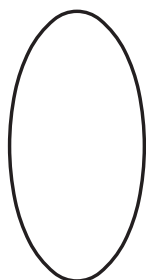
REctangular




WAve




**Radius
REctangular
Corners**




OVal



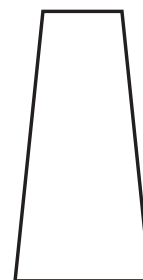
**REctangular
Bow Ends**



BOat



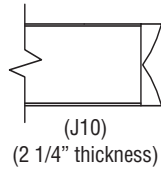
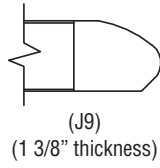
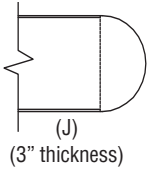
WEdge Bow Ends



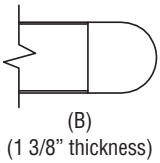
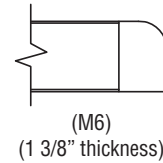
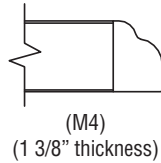
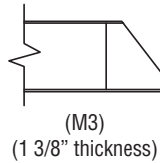
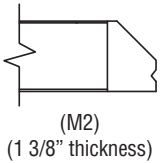
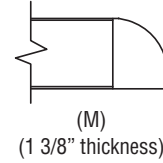
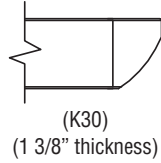
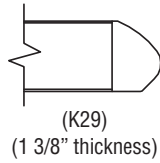
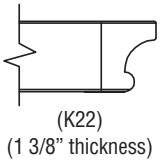
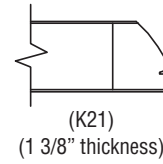
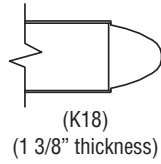
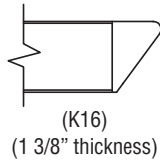
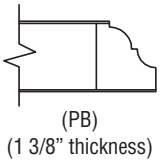
WEdge

CONFERENCE TABLE EDGES

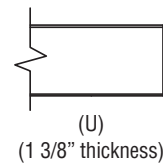
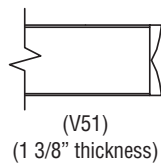
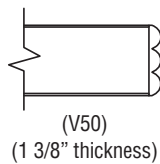
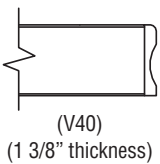
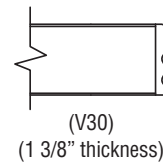
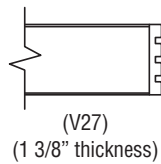
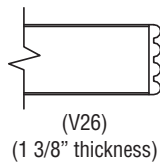
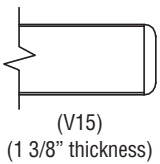
Group 1:



Group 2:

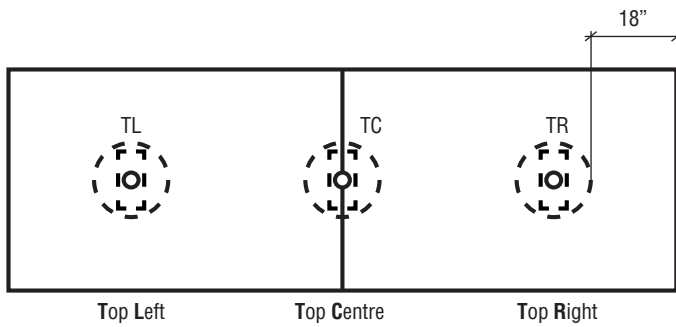


Group 3:

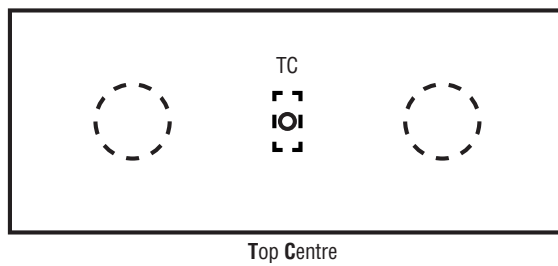


Note: Price is depended on the Conference Table Edge **Groups** (Group 1, Group 2 or Group 3) from which the Edge is chosen!

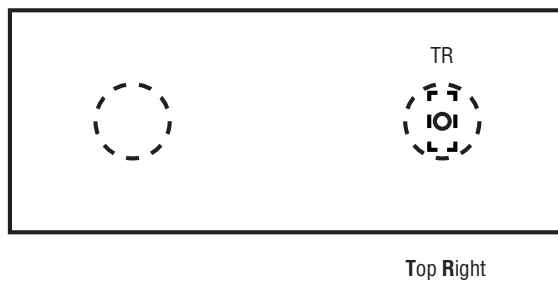
CONFERENCE ROOM TABLES • STANDARD GROMMET LOCATIONS



18" is the standard clearance for tables. A minimum of 15" is required.



Top Centre grommet location without a base.



Top Right grommet location is centred over base.

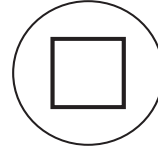
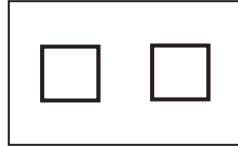
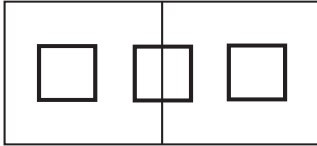
CONFERENCE TABLE TOP AND BASE GUIDE

Table Tops 144" and over
(2 Sections, min. 3 bases)

Table Tops up to 120"
(1 Section, min. 2 bases)

Round Table Tops up to 60"
(1 Section, min. 1 base)

Description



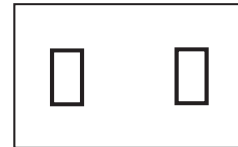
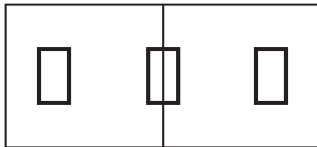
TP24(J) (for 60" deep tops)
TP20(J) (for 48" and 54" deep tops)
TP16(J) (for 30", 36" and 42" deep tops)

TPM24(J) (for 60" deep tops)
TPM20(J) (for 48" and 54" deep tops)
TPM16(J) (for 30", 36" and 42" deep tops)

TPM224(J) (for 60" deep tops)
TPM220(J) (for 48" and 54" deep tops)
TPM216(J) (for 30", 36" and 42" deep tops)

TELS24(J) (for 60" deep tops)
TELS20(J) (for 48" and 54" deep tops)
TELS16(J) (for 30", 36" and 42" deep tops)

TELS24(J) (for 60" deep tops)
TELS20(J) (for 48" and 54" deep tops)
TELS16(J) (for 30", 36" and 42" deep tops)

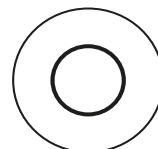
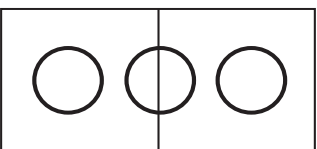


TP2412(J) (for 60" deep tops)
TP2012(J) (for 48" and 54" deep tops)
TP1612(J) (for 30", 36" and 42" deep tops)

TPML(C)2412(J) (for 60" deep tops)
TPML(C)2012(J) (for 48" and 54" deep tops)
TPML(C)1612(J) (for 30", 36" and 42" deep tops)

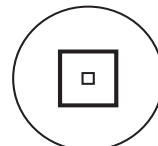
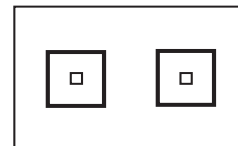
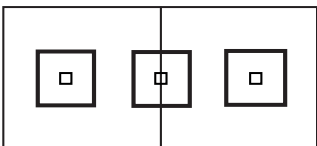
TELR2412(J) (for 60" deep tops)
TELR2012(J) (for 48" and 54" deep tops)
TELR1612(J) (for 30", 36" and 42" deep tops)

TELR2412(J) (for 60" deep tops)
TELR2012(J) (for 48" and 54" deep tops)
TELR1612(J) (for 30", 36" and 42" deep tops)



TD30(J) (for 60" deep tops)
TD22(J) (for 48" and 54" deep tops)
TD18(J) (for 30", 36" and 42" deep tops)

TD30M (for 60" deep tops)
TD22M (for 48" and 54" deep tops)
TD18M (for 30", 36" and 42" deep tops)



TTSQ30 (for 48" and 54" deep tops)
TTSQ23(BH) (for 36" and 42" deep tops)
TTSQ18(BH) (for 30" deep tops)

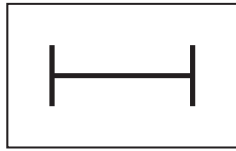
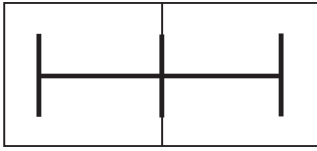
Table Tops 144" and over (2 Sections, min. 3 bases)	Table Tops up to 120" (1 Section, min. 2 bases)	Round Table Tops up to 60" (1 Section, min. 1 base)	Description
			<p>TRUM30 (for 48" and 54" deep tops) TRUM24(BH) (for 36" and 42" deep tops) TRUM18(BH) (for 30" deep tops)</p> <p>F6P36 (for 54" deep tops) F4P30 (for 42" and 48" deep tops) F4P24 (for 36" deep tops) F3P18 (for 30" deep tops)</p>
			<p>TEX(L)30 (for 60" deep tops) TEX(L)24 (for 48" and 54" deep tops) TEX(L)18 (for 30" and 36" and 42" deep tops)</p>
			<p>TE(L)36 (for 54" and 60" deep tops) TE(L)30 (for 42" and 48" deep tops) TE(L)18 (for 30" and 36" deep tops)</p>
<p>Table Tops that exceed:</p> <ul style="list-style-type: none"> • 120" in one section will need to be ordered with 1 Set of 60" Support Bars • 192" in two sections will need to be ordered with 2 Sets of 60" Support Bars • 216" in two sections will need to be ordered with 2 Sets of 72" Support Bars • 240" in two sections will need to be ordered with 2 Sets of 84" Support Bars 			
			<p>SM06(M) SM04(M) SM03(M)</p> <p>SN06(M) SN04(M) SN03(M)</p>
<p>Table Tops that exceed:</p> <ul style="list-style-type: none"> • 120" in one section will need to be ordered with 1 Set of 60" Support Bars • 192" in two sections will need to be ordered with 2 Sets of 60" Support Bars • 216" in two sections will need to be ordered with 2 Sets of 72" Support Bars • 240" in two sections will need to be ordered with 2 Sets of 84" Support Bars 			
			<p>TX36 (for 54" and 60" deep tops) TX30 (for 42" and 48" deep tops) TX22 (for 30" and 36" deep tops)</p> <p>TZ36 (for 48" and 54" deep tops) TZ26 (for 30", 36" and 42" deep tops)</p> <p>TT36 (for 48" and 54" deep tops) TT26 (for 30", 36" and 42" deep tops)</p> <p>TFTLTX36 (for 54" deep tops) TFTLTX30 (for 42" and 48" deep tops) TFTLTX22 (for 30" and 36" deep tops)</p>

Table Tops 144" and over
(2 Sections, min. 3 bases)

Table Tops up to 120"
(1 Section, min. 2 bases)

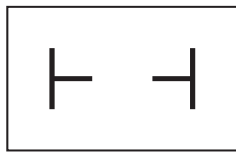
Round Table Tops up to 60"
(1 Section, min. 1 base)

Description



TH36 (for 54" and 60" deep tops)
TH30 (for 42" and 48" deep tops)
TH22 (for 30" and 36" deep tops)

PTH36PB (for 54" and 60" deep tops)
PTH30PB (for 42" and 48" deep tops)
PTH22PB (for 30" and 36" deep tops)



TTFL3P36 (for 48", 54" and 60" deep tops)
TTFL3P24 (for 30", 36" and 42" deep tops)

TTFLT36 (for 48", 54" and 60" deep tops)
TTFLT24 (for 30", 36" and 42" deep tops)

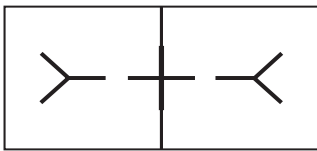
TZE36 (for 48", 54" and 60" deep tops)
TZE26 (for 30", 36" and 42" deep tops)

TTE36 (for 48", 54" and 60" deep tops)
TTE26 (for 30", 36" and 42" deep tops)

TZM36 (for 48", 54" and 60" deep tops)
TZM26 (for 30", 36" and 42" deep tops)

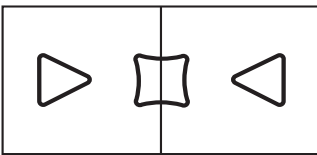
TTM36 (for 48", 54" and 60" deep tops)
TTM26 (for 30", 36" and 42" deep tops)

Note: TZM and TTM are only used on 2 Section tables to support the middle Section!



TW36 (for 54" and 60" deep tops)
TW30 (for 42" and 48" deep tops)
TW22 (for 30" and 36" deep tops)

TX36 (for 54" and 60" deep tops)
TX30 (for 42" and 48" deep tops)
TX22 (for 30" and 36" deep tops)

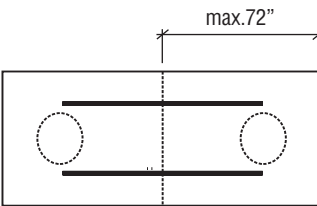


TET(L)30 (for 60" deep tops)
TET(L)24 (for 48" and 54" deep tops)
TET(L)18 (for 30", 36" and 42" deep tops)

TEX(L)30 (for 60" deep tops)
TEX24(L) (for 48" and 54" deep tops)
TEX18(L) (for 30", 36" and 42" deep tops)

METAL TABLE SUPPORT BARS

If design considerations or dimension requirements dictate an unsupported table joint, metal table support bars will be necessary.



- TSUP54
- TSUP60
- TSUP66
- TSUP72
- TSUP78
- TSUP84
- TSUP90

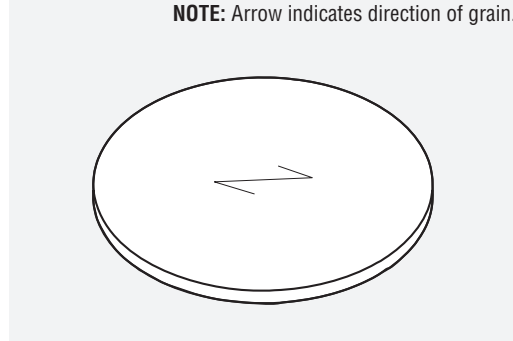
CONFERENCE ROOM TABLES • GUIDELINES FOR ORDERING PRODUCT

CODES: The price list uses a numbering system with meaningful alphanumeric characters to create a simple-to-understand product number. This makes specifying the product easy and accurate.

NOTE: Arrow indicates direction of grain.

SPECIFICATION EXAMPLE OF A CONFERENCE ROOM TABLE

PRODUCT CODE: **RO48(V)**
 (V) = Versailles Series (**Group 3**)
 RO = **Round** Conference Table Top
 48 = Size: Width x Depth
FINISH: Choose Finish

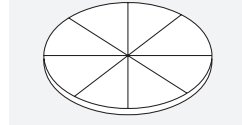


RO • Round Conference Table Top



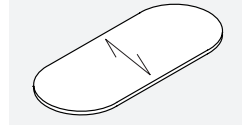
PRODUCT CODE	GROUP 1	GROUP 2	GROUP 3	SIZE / INCHES			WEIGHT LBS	VOL FT3
				H	W	D		
RO60()	4379	3506	3154	1.5	60	60	150	11
RO48()	3507	2805	2368	1.5	48	48	96	7
RO42()	3152	2519	2270	1.5	42	42	74	6
RO36()	2811	2246	2024	1.5	36	36	54	4
RO30()	2343	1873	1684	1.5	30	30	38	3

RO-S • Round Conference Table Top with sunburst veneer pattern



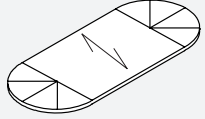
PRODUCT CODE	GROUP 1	GROUP 2	GROUP 3	SIZE / INCHES			WEIGHT LBS	VOL FT3
				H	W	D		
RO60S()	4819	3854	3467	1.5	60	60	150	11
RO48S()	3959	3167	2850	1.5	48	48	96	7
RO42S()	3423	2740	2464	1.5	42	42	74	6
RO36S()	3083	2465	2222	1.5	36	36	54	4
RO30S()	2727	2185	1966	1.5	30	30	38	3

RA • Racetrack Conference Table Top



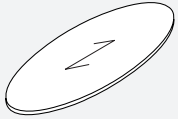
PRODUCT CODE	GROUP 1	GROUP 2	GROUP 3	SIZE / INCHES			WEIGHT LBS	VOL FT3
				H	W	D		
RA24054()	18380	14705	13234	1.5	240	54	540	39
RA21654()	15705	12563	11308	1.5	216	54	486	35
RA19254()	14918	11935	10739	1.5	192	54	432	31
RA16848()	11455	9162	8247	1.5	168	48	336	25
RA14448()	9247	7399	6659	1.5	144	48	288	21
RA12048()	7950	6360	5723	1.5	120	48	240	18
RA9648()	6472	5177	4657	1.5	96	48	192	14
RA8442()	5832	4664	4201	1.5	84	42	147	11
RA7242()	5205	4162	3744	1.5	72	42	126	9
RA8436()	5205	4162	3744	1.5	84	36	126	9
RA7236()	4459	3565	3211	1.5	72	36	108	8
RA6636()	3409	2724	2453	1.5	66	36	99	7
RA8430()	4335	3468	3123	1.5	84	30	105	8
RA7230()	3717	2973	2676	1.5	72	30	90	7
RA6630()	3409	2724	2453	1.5	66	30	83	6
RA6030()	3098	2477	2230	1.5	60	30	75	6
RA5430()	2791	2232	2009	1.5	54	30	68	5
RA8422()	3469	2775	2498	1.5	84	22	77	6
RA7222()	2974	2383	2143	1.5	72	22	66	5
RA6622()	2724	2182	1965	1.5	66	22	61	5
RA6022()	2477	1983	1786	1.5	60	22	55	4
RA5422()	2232	1788	1606	1.5	54	22	50	4
RA4822()	2148	1720	1383	1.5	48	22	44	3

RA-S • Racetrack Conference Table Top with sunburst veneer pattern



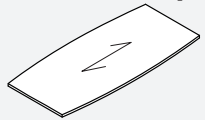
PRODUCT CODE	GROUP 1	GROUP 2	GROUP 3	SIZE / INCHES			WEIGHT LBS	VOL FT3
				H	W	D		
RA24054S()	20595	16479	14831	1.5	240	54	540	39
RA21654S()	17600	14080	12672	1.5	216	54	486	35
RA19254S()	16719	13374	12035	1.5	192	54	432	31
RA16848S()	12836	10267	9241	1.5	168	48	336	25
RA14448S()	10363	8290	7464	1.5	144	48	288	21
RA12048S()	8908	7128	6416	1.5	120	48	240	18
RA9648S()	7250	5800	5221	1.5	96	48	192	14
RA8442S()	6458	5171	4654	1.5	84	42	147	11
RA7242S()	5832	4664	4201	1.5	72	42	126	9
RA8436S()	5832	4664	4201	1.5	84	36	126	9
RA7236S()	4998	4001	3599	1.5	72	36	108	8
RA6636S()	3818	3055	2749	1.5	66	36	99	7
RA8430S()	4861	3885	3499	1.5	84	30	105	8
RA7230S()	4165	3333	2999	1.5	72	30	90	7
RA6630S()	3818	3221	2749	1.5	66	30	83	6
RA6030S()	3473	2780	2501	1.5	60	30	75	6
RA5430S()	3124	2501	2246	1.5	54	30	68	5
RA8422S()	3887	3110	2800	1.5	84	22	77	6
RA7222S()	3334	2666	2401	1.5	72	22	66	5
RA6622S()	3055	2446	2202	1.5	66	22	61	5
RA6022S()	2780	2223	2000	1.5	60	22	55	4
RA5422S()	2503	2001	1800	1.5	54	22	50	4
RA4822S()	2410	1926	1735	1.5	48	22	44	3

OV • Oval Conference Table Top



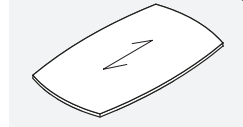
PRODUCT CODE	GROUP 1	GROUP 2	GROUP 3	SIZE / INCHES			WEIGHT LBS	VOL FT3
				H	W	D		
OV24054()	22979	18382	16545	1.5	240	54	540	39
OV21654()	19635	15708	14139	1.5	216	54	486	35
OV19254()	18645	14915	13426	1.5	192	54	432	31
OV16848()	14314	11455	10309	1.5	168	48	336	25
OV14448()	11558	9247	8319	1.5	144	48	288	21
OV12048()	9941	7822	7157	1.5	120	48	240	18
OV9648()	8087	6472	5823	1.5	96	48	192	14
OV8442()	7292	5832	5250	1.5	84	42	147	11
OV7242()	6507	5205	4684	1.5	72	42	126	9
OV8436()	6507	5205	4684	1.5	84	36	126	9
OV7236()	5574	4459	4013	1.5	72	36	108	8
OV6636()	4259	3410	3067	1.5	66	36	99	7
OV8430()	5421	4335	3904	1.5	84	30	105	8
OV7230()	4646	3717	3345	1.5	72	30	90	7
OV6630()	4259	3410	3067	1.5	66	30	83	6
OV6030()	3871	3098	2787	1.5	60	30	75	6
OV5430()	3484	2791	2509	1.5	54	30	68	5
OV8422()	4335	3468	3123	1.5	84	22	77	6
OV7222()	3717	2973	2676	1.5	72	22	66	5
OV6622()	3409	2724	2453	1.5	66	22	61	5
OV6022()	3098	2477	2230	1.5	60	22	55	4
OV5422()	2791	2232	2009	1.5	54	22	50	4
OV4822()	2684	2148	1936	1.5	48	22	44	3

BO • Boat Shaped Conference Table Top



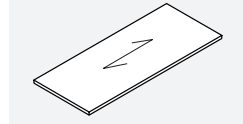
PRODUCT CODE	GROUP 1	GROUP 2	GROUP 3	SIZE / INCHES			WEIGHT LBS	VOL FT3
				H	W	D		
BO24054()	15546	12437	11193	1.5	240	54	540	39
BO21654()	13974	11179	10062	1.5	216	54	486	35
BO19254()	12397	9918	8927	1.5	192	54	432	31
BO16848()	9878	7900	7113	1.5	168	48	336	25
BO14448()	7987	6393	5749	1.5	144	48	288	21
BO12048()	6692	5353	4817	1.5	120	48	240	18
BO9648()	5432	4348	3911	1.5	96	48	192	14
BO8442()	5011	4011	3610	1.5	84	42	147	11
BO7242()	4411	3530	3179	1.5	72	42	126	9

BOBE • Boat Shaped Conference Table Top with Bow Ends



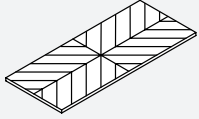
PRODUCT CODE	GROUP 1	GROUP 2	GROUP 3	SIZE / INCHES			WEIGHT LBS	VOL FT3
				H	W	D		
BOBE24054()	17875	14301	12872	1.5	240	54	540	39
BOBE21654()	16071	12856	11572	1.5	216	54	486	35
BOBE19254()	14255	11408	10263	1.5	192	54	432	31
BOBE5454()	4011	3208	2889	1.5	54	54	121	9
BOBE16848()	11358	9087	8177	1.5	168	48	336	25
BOBE14448()	9187	7350	6615	1.5	144	48	288	21
BOBE12048()	7695	6156	5540	1.5	120	48	240	18
BOBE9648()	6334	5000	4432	1.5	96	48	192	14
BOBE4848()	3384	2706	2440	1.5	48	48	96	7
BOBE8442()	5259	4472	3788	1.5	84	42	147	11
BOBE7242()	5077	4060	3654	1.5	72	42	126	9
BOBE4242()	2961	2369	2132	1.5	42	42	74	5

RE • Rectangular Shaped Conference Table Top



PRODUCT CODE	GROUP 1	GROUP 2	GROUP 3	SIZE / INCHES			WEIGHT LBS	VOL FT3
				H	W	D		
RE24054()	13657	10925	9834	1.5	240	54	540	39
RE21654()	12397	9918	8927	1.5	216	54	486	35
RE19254()	10822	8657	7791	1.5	192	54	432	31
RE5454()	3042	2434	2193	1.5	54	54	121	9
RE16848()	8302	6642	5976	1.5	168	48	336	25
RE14448()	6571	5257	4730	1.5	144	48	288	21
RE12048()	5587	4468	4022	1.5	120	48	240	18
RE9648()	4327	3464	3117	1.5	96	48	192	14
RE4848()	2162	1730	1555	1.5	48	48	96	7
RE8442()	3944	3154	2837	1.5	84	42	147	11
RE7242()	3469	2775	2498	1.5	72	42	126	9
RE4242()	2026	1621	1462	1.5	42	42	74	5
RE8436()	3469	2822	2498	1.5	84	36	126	9
RE7236()	2974	2383	2143	1.5	72	36	108	8
RE6636()	2272	1819	1638	1.5	66	36	99	7
RE3636()	1241	991	892	1.5	36	36	54	4
RE8430()	2892	2314	2083	1.5	84	30	105	8
RE7230()	2484	1987	1788	1.5	72	30	90	7
RE6630()	2272	1819	1638	1.5	66	30	83	6
RE6030()	2063	1651	1491	1.5	60	30	75	6
RE5430()	1862	1492	1339	1.5	54	30	68	5
RE3030()	1033	827	744	1.5	30	30	38	3
RE8424()	2523	2019	1819	1.5	84	24	84	6
RE7224()	2160	1728	1554	1.5	72	24	72	5
RE6624()	1982	1585	1428	1.5	66	24	66	5
RE6024()	1802	1441	1299	1.5	60	24	60	4
RE5424()	1623	1299	1170	1.5	54	24	55	4
RE4824()	1562	1247	1122	1.5	48	24	48	3
RE2424()	717	575	519	1.5	24	24	21	3
RE8422()	2316	1854	1669	1.5	84	22	77	6
RE7222()	1982	1585	1428	1.5	72	22	66	5
RE6622()	1819	1455	1307	1.5	66	22	61	5
RE6022()	1653	1324	1190	1.5	60	22	55	4
RE5422()	1491	1188	1070	1.5	54	22	50	4
RE4822()	1431	1145	1032	1.5	48	22	44	3
RE2222()	656	526	473	1.5	22	22	20	2

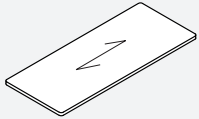
RE-F • Rectangular Shaped Conference Table Top



PRODUCT CODE	GROUP 1	GROUP 2	GROUP 3	SIZE / INCHES			WEIGHT LBS	VOL FT3
				H	W	D		
RE24054F ()	15484	12384	11146	1.5	240	54	540	39
RE21654F ()	14097	11279	10152	1.5	216	54	486	35
RE19254F ()	12362	9889	8900	1.5	192	54	432	31
RE5454F ()	3479	2782	2504	1.5	54	54	119	9
RE16848F ()	9594	7677	6909	1.5	168	48	336	25
RE14448F ()	7692	6152	5535	1.5	144	48	288	21
RE12048F ()	6454	5161	4649	1.5	120	48	240	18
RE9648F ()	5069	4057	3652	1.5	96	48	192	14
RE4848F ()	2537	2027	1827	1.5	48	48	98	7
RE8442F ()	4605	3686	3318	1.5	84	42	147	11
RE7242F ()	4087	3267	2939	1.5	72	42	126	9
RE4242F ()	2384	1909	1718	1.5	42	42	74	5
RE8436F ()	4087	3267	2939	1.5	84	36	126	9
RE7236F ()	3506	2801	2519	1.5	72	36	108	8
RE6636F ()	2675	2141	1926	1.5	66	36	99	7
RE3636F ()	1712	1367	1233	1.5	36	36	54	4
RE8430F ()	3402	2720	2450	1.5	84	30	105	8
RE7230F ()	3036	2426	2174	1.5	72	30	90	7
RE6630F ()	2918	2335	2101	1.5	66	30	83	6
RE6030F ()	2675	2141	1913	1.5	60	30	75	6
RE5430F ()	2190	1751	1575	1.5	54	30	68	5
RE3030F ()	1216	971	875	1.5	30	30	38	3

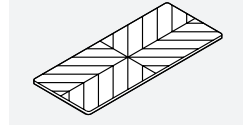
• Reversed Diamond pattern

RRE • Rectangular Shaped Conference Table Top with Radiused Corners



PRODUCT CODE	GROUP 1	GROUP 2	GROUP 3	SIZE / INCHES			WEIGHT LBS	VOL FT3
				H	W	D		
RRE24054 ()	16394	13119	11804	1.5	240	54	540	39
RRE21654 ()	14947	11959	10762	1.5	216	54	486	35
RRE19254 ()	13136	10511	9458	1.5	192	54	432	31
RRE5454 ()	3696	2959	2664	1.5	54	54	119	9
RRE16848 ()	10240	8193	7376	1.5	168	48	336	25
RRE14448 ()	8247	6599	5937	1.5	144	48	288	21
RRE12048 ()	6885	5511	4958	1.5	120	48	240	18
RRE9648 ()	5440	4353	3917	1.5	96	48	196	14
RRE4848 ()	2720	2175	1961	1.5	48	48	98	7
RRE8442 ()	4937	3947	3556	1.5	84	42	147	11
RRE7242 ()	4392	3515	3164	1.5	72	42	126	9
RRE4242 ()	2565	2052	1845	1.5	42	42	74	5
RRE8436 ()	4392	3515	3164	1.5	84	36	126	9
RRE7236 ()	3762	3011	2707	1.5	72	36	108	8
RRE6636 ()	2879	2301	2071	1.5	66	36	99	7
RRE3636 ()	1570	1256	1132	1.5	36	36	54	4
RRE8430 ()	3659	2930	2637	1.5	84	30	105	8
RRE7230 ()	3137	2509	2259	1.5	72	30	90	7
RRE6630 ()	2879	2301	2072	1.5	66	30	83	6
RRE6030 ()	2615	2090	1884	1.5	60	30	75	6
RRE5430 ()	2354	1885	1696	1.5	54	30	68	5
RRE3030 ()	1307	1048	944	1.5	30	30	38	3

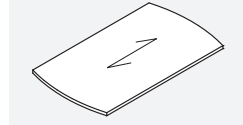
RRE-F • Rectangular Shaped Conference Table Top with Radiused Corners



PRODUCT CODE	GROUP 1	GROUP 2	GROUP 3	SIZE / INCHES			WEIGHT LBS	VOL FT3
				H	W	D		
RRE24054F ()	18497	14797	13318	1.5	240	54	540	39
RRE21654F ()	16904	13522	12168	1.5	216	54	486	35
RRE19254F ()	14912	11927	10735	1.5	192	54	432	31
RRE5454F ()	4192	3356	2578	1.5	54	54	119	9
RRE16848F ()	11728	9381	8443	1.5	168	48	336	25
RRE14448F ()	9535	7625	6867	1.5	144	48	288	21
RRE12048F ()	7886	6307	5677	1.5	120	48	240	18
RRE9648F ()	6292	5027	4531	1.5	96	48	192	14
RRE4848F ()	3148	2517	2267	1.5	48	48	98	7
RRE8442F ()	5700	4557	4105	1.5	84	42	147	11
RRE7242F ()	5097	4077	3669	1.5	72	42	126	9
RRE4242F ()	2972	2378	2141	1.5	42	42	74	5
RRE8436F ()	5097	4077	3669	1.5	84	36	126	9
RRE7236F ()	4368	3498	3148	1.5	72	36	108	8
RRE6636F ()	3339	2672	2407	1.5	66	36	99	7
RRE3636F ()	1823	1460	1311	1.5	36	36	54	4
RRE8430F ()	4246	3397	3061	1.5	84	30	105	8
RRE7230F ()	3641	2914	2620	1.5	72	30	90	7
RRE6630F ()	3339	2672	2407	1.5	66	30	83	6
RRE6030F ()	3036	2426	2186	1.5	60	30	75	6
RRE5430F ()	2731	2186	1967	1.5	54	30	68	5
RRE3030F ()	1518	1216	1093	1.5	30	30	38	3

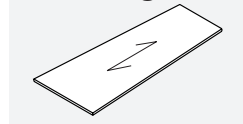
• Reversed Diamond pattern

REBE • Rectangular Shaped Conference Table Top with Bow Ends



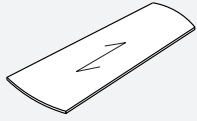
PRODUCT CODE	GROUP 1	GROUP 2	GROUP 3	SIZE / INCHES			WEIGHT LBS	VOL FT3
				H	W	D		
REBE24054 ()	15705	12563	11308	1.5	240	54	540	39
REBE21654 ()	14255	11408	10263	1.5	216	54	486	35
REBE19254 ()	12447	9958	8963	1.5	192	54	432	31
REBE16848 ()	9550	7638	6877	1.5	168	48	336	25
REBE14448 ()	7554	6048	5441	1.5	144	48	288	21
REBE12048 ()	6423	5140	4624	1.5	120	48	240	18
REBE9648 ()	4978	3982	3584	1.5	96	48	192	14
REBE8442 ()	4533	3627	3264	1.5	84	42	147	11
REBE7242 ()	3990	3192	2873	1.5	72	42	126	9
REBE8436 ()	3990	3192	2873	1.5	84	36	126	9
REBE7236 ()	3421	2739	2463	1.5	72	36	108	8
REBE6636 ()	2613	2089	1881	1.5	66	36	99	7
REBE8430 ()	3324	2663	2394	1.5	84	30	105	8
REBE7230 ()	2850	2284	2053	1.5	72	30	90	7
REBE6630 ()	2613	2089	1881	1.5	66	30	83	6
REBE6030 ()	2376	1899	1712	1.5	60	30	75	6
REBE5430 ()	2141	1713	1541	1.5	54	30	68	5

WE • Wedged Shaped Conference Table Top



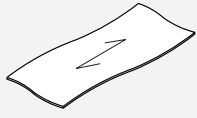
PRODUCT CODE	GROUP 1	GROUP 2	GROUP 3	SIZE / INCHES			WEIGHT LBS	VOL FT3
				H	W	D		
WE2405442 ()	13657	10925	9834	1.5	240	54	540	39
WE2165442 ()	12397	9918	8927	1.5	216	54	486	35
WE1925442 ()	10822	8657	7791	1.5	192	54	432	31
WE1684836 ()	8302	6642	5976	1.5	168	48	336	25
WE1444836 ()	6571	5257	4730	1.5	144	48	288	21
WE1204836 ()	5587	4468	4022	1.5	120	48	240	18
WE964836 ()	4327	3897	3464	1.5	96	48	192	14
WE844230 ()	3944	3154	2837	1.5	84	42	147	11
WE724230 ()	3469	2775	2498	1.5	72	42	126	9
WE843624 ()	3469	2775	2498	1.5	84	36	126	9
WE723624 ()	2974	2383	2143	1.5	72	36	108	8
WE663624 ()	2272	1819	1638	1.5	66	36	99	7

WEBE • Wedge Shaped Conference Table Top with Bow Ends



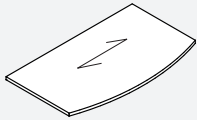
PRODUCT CODE	GROUP 1	GROUP 2	GROUP 3	SIZE / INCHES			WEIGHT LBS	VOL FT3
				H	W	D		
WEBE2405442()	15705	12563	11308	1.5	240	54	540	39
WEBE2165442()	14255	11408	10263	1.5	216	54	486	35
WEBE1925442()	12445	9957	8962	1.5	192	54	432	31
WEBE1684836()	9550	7638	6877	1.5	168	48	336	25
WEBE1444836()	7554	6048	5441	1.5	144	48	288	21
WEBE1204836()	6423	5140	4624	1.5	120	48	240	18
WEBE964836()	4979	3983	3586	1.5	96	48	192	14
WEBE844230()	4533	3627	3263	1.5	84	42	147	11
WEBE724230()	3990	3192	2873	1.5	72	42	126	9
WEBE843624()	3990	3192	2873	1.5	84	36	126	9
WEBE723624()	3421	2739	2463	1.5	72	36	108	8
WEBE663624()	2613	2089	1881	1.5	66	36	99	7

WA • Wave Shaped Conference Table Top



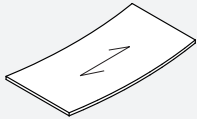
PRODUCT CODE	GROUP 1	GROUP 2	GROUP 3	SIZE / INCHES			WEIGHT LBS	VOL FT3
				H	W	D		
WA24054()	18780	15025	13522	1.5	240	54	540	39
WA21654()	16260	13008	11706	1.5	216	54	486	35
WA5454()	4065	3254	2930	1.5	54	54	122	9
WA19248()	15518	12411	11172	1.5	192	48	432	31
WA16848()	11957	9565	8608	1.5	168	48	336	25
WA14448()	9875	7899	7110	1.5	144	48	288	21
WA12048()	8020	6419	5775	1.5	120	48	240	18
WA9648()	7072	5656	5091	1.5	96	48	192	14
WA4848()	3538	2830	2545	1.5	48	48	96	7
WA8442()	6421	5139	4623	1.5	84	42	147	11
WA7242()	5828	4661	4195	1.5	72	42	126	9
WA4242()	3397	2719	2449	1.5	42	42	74	5

BOW • Modular Bow Top



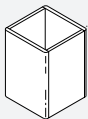
PRODUCT CODE	GROUP 1	GROUP 2	GROUP 3	SIZE / INCHES			WEIGHT LBS	VOL FT3
				H	W	D		
BOW8442	5064	4055	3647	1.5	84	42	147	11
BOW7242	4432	3545	3190	1.5	72	42	126	9
BOW6636	3156	2523	2272	1.5	66	36	99	7

WI • Modular Wing Top



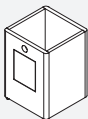
PRODUCT CODE	GROUP 1	GROUP 2	GROUP 3	SIZE / INCHES			WEIGHT LBS	VOL FT3
				H	W	D		
WI8436	5052	4041	3637	1.5	84	36	147	11
WI7236	4331	3466	3119	1.5	72	36	126	9
WI6636	3469	2775	2498	1.5	66	36	99	7

TP • Wood Pedestal Base



PRODUCT CODE	PRICE	SIZE / INCHES			WEIGHT LBS	VOL FT3
		H	W	D		
TP24	1339	28	24	24	106	10
TP20	1284	28	20	20	89	7
TP16	1233	28	16	16	71	4

TP-J • Wood Pedestal Base with Access Door



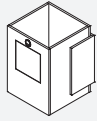
PRODUCT CODE	PRICE	SIZE / INCHES			WEIGHT LBS	VOL FT3
		H	W	D		
TP24J	1993	28	24	24	106	10
TP20J	1943	28	20	20	89	7
TP16J	1890	28	16	16	71	4

TPM • Laminate Pedestal Base with Wood Decorative Panel



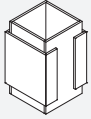
PRODUCT CODE	PRICE	SIZE / INCHES			WEIGHT LBS	VOL FT3
		H	W	D		
TPM24	2011	28	24	24	106	10
TPM20	1926	28	20	20	86	7
TPM16	1850	28	16	16	71	4

TPM-J • Laminate Pedestal Base with Wood Decorative Panel and Access Door



PRODUCT CODE	PRICE	SIZE / INCHES			WEIGHT LBS	VOL FT3
		H	W	D		
TPM24J	2336	28	24	24	106	10
TPM20J	2255	28	20	20	86	7
TPM16J	2223	28	16	16	71	4

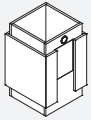
TPM2 • Laminate Mono Base with Wood Decorative Panels



PRODUCT CODE	PRICE	SIZE / INCHES			WEIGHT LBS	VOL FT3
		H	W	D		
TPM224	2313	28	24	24	106	10
TPM220	2215	28	20	20	86	7
TPM216	2129	28	16	16	71	4

• For Round and Square Tables

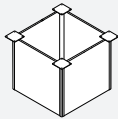
TPM2-J • Laminate Mono Base with Wood Decorative Panels and Access Door



PRODUCT CODE	PRICE	SIZE / INCHES			WEIGHT LBS	VOL FT3
		H	W	D		
TPM224J	2687	28	24	24	106	10
TPM220J	2592	28	20	20	86	7
TPM216J	2558	28	16	16	71	4

• For Round and Square Tables

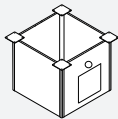
TELRS • Wood Panel Base with Anodized Aluminum Corner Detail



PRODUCT CODE	PRICE	SIZE / INCHES			WEIGHT LBS	VOL FT3
		H	W	D		
TELRS24	1517	28	24	24	86	7
TELRS20	1480	28	20	20	71	4
TELRS16	1441	28	16	16	58	3

• Radiused Corner Detail

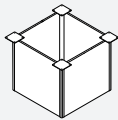
TELRS-J • Wood Panel Base with Anodized Aluminum Corner Detail and Access Door



PRODUCT CODE	PRICE	SIZE / INCHES			WEIGHT LBS	VOL FT3
		H	W	D		
TELRS24J	1812	28	24	24	86	7
TELRS20J	1774	28	20	20	71	4
TELRS16J	1737	28	16	16	58	3

• Radiused Corner Detail

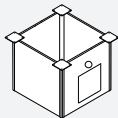
TELBS • Wood Panel Base with Anodized Aluminum Corner Detail



PRODUCT CODE	PRICE	SIZE / INCHES			WEIGHT LBS	VOL FT3
		H	W	D		
TELBS24	1517	28	24	24	86	7
TELBS20	1480	28	20	20	71	4
TELBS16	1441	28	16	16	58	3

• Rectangular Corner Detail

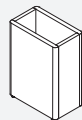
TELBS-J • Wood Panel Base with Anodized Aluminum Corner Detail and Access Door



PRODUCT CODE	PRICE	SIZE / INCHES			WEIGHT LBS	VOL FT3
		H	W	D		
TELBS24J	1812	28	24	24	86	7
TELBS20J	1774	28	20	20	71	4
TELBS16J	1737	28	16	16	58	3

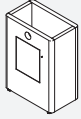
• Rectangular Corner Detail

TP • Wood Pedestal Base



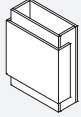
PRODUCT CODE	PRICE	SIZE / INCHES			WEIGHT LBS	VOL FT3
		H	W	D		
TP2412	1191	28	24	12	86	7
TP2012	1136	28	20	12	71	4
TP1612	1086	28	16	12	58	3

TP-J • Wood Pedestal Base with Access Door



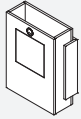
PRODUCT CODE	PRICE	SIZE / INCHES			WEIGHT LBS	VOL FT3
		H	W	D		
TP2412J	1845	28	24	12		
TP2012J	1795	28	20	12		
TP1612J	1741	28	16	12		

TPML • Laminate Pedestal Base with Wood Decorative Panel



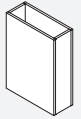
PRODUCT CODE	PRICE	SIZE / INCHES			WEIGHT LBS	VOL FT3
		H	W	D		
TPML24	1484	28	24	10	53	5
TPML20	1299	28	20	10	43	3
TPML18	1114	28	18	10	36	2

TPML-J • Laminate Pedestal Base with Wood Decorative Panel and Access Door



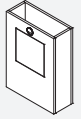
PRODUCT CODE	PRICE	SIZE / INCHES			WEIGHT LBS	VOL FT3
		H	W	D		
TPML24J	1811	28	24	10	53	5
TPML20J	1624	28	20	10	43	3
TPML18J	1439	28	18	10	36	2

TPMLC • Laminate CentreBase



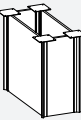
PRODUCT CODE	PRICE	SIZE / INCHES			WEIGHT LBS	VOL FT3
		H	W	D		
TPMLC24	1045	28	24	10	53	5
TPMLC20	988	28	20	10	43	3
TPMLC18	936	28	18	10	36	2

TPMLC-J • Laminate Centre Base with Access Door



PRODUCT CODE	PRICE	SIZE / INCHES			WEIGHT LBS	VOL FT3
		H	W	D		
TPMLC24J	1339	28	24	10	53	5
TPMLC20J	1284	28	20	10	43	3
TPMLC18J	1233	28	18	10	36	2

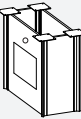
TELRR • Wood Panel Base with Anodized Aluminum Corner Detail



PRODUCT CODE	PRICE	SIZE / INCHES			WEIGHT LBS	VOL FT3
		H	W	D		
TELRR2412	1405	28	24	12	117	14
TELRR2012	1365	28	20	12	117	12
TELRR1612	1329	28	16	12	95	10

- Radiused Corner Detail

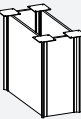
TELRR-J • Wood Panel Base with Anodized Aluminum Corner Detail and Access Door



PRODUCT CODE	PRICE	SIZE / INCHES			WEIGHT LBS	VOL FT3
		H	W	D		
TELRR2412J	1670	28	24	12	117	14
TELRR2012J	1661	28	20	12	117	12
TELRR1612J	1624	28	16	12	95	10

- Radiused Corner Detail

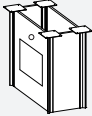
TELBR • Wood Panel Base with Anodized Aluminum Corner Detail



PRODUCT CODE	PRICE	SIZE / INCHES			WEIGHT LBS	VOL FT3
		H	W	D		
TELBR2412	1405	28	24	12	117	14
TELBR2012	1365	28	20	12	117	12
TELBR1612	1329	28	16	12	95	10


- Rectangular Corner Detail

TELBR-J • Wood Panel Base with Anodized Aluminum Corner Detail and Access Door

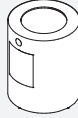
	PRODUCT CODE	PRICE	SIZE / INCHES			WEIGHT LBS	VOL FT3
			H	W	D		
	TELBR2412J	1670	28	24	12	117	14
	TELBR2012J	1661	28	20	12	117	12
	TELBR1612J	1624	28	16	12	95	10

• Rectangular Corner Detail

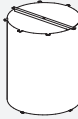
TD • Wood Drum Base

	PRODUCT CODE	PRICE	SIZE / INCHES			WEIGHT LBS	VOL FT3
			H	W	D		
	TD30	2560	29	32	32	93	15
	TD22	1232	29	23	23	70	8
	TD18	1071	29	19	19	62	5


TD-J • Wood Drum Base with Access Door

	PRODUCT CODE	PRICE	SIZE / INCHES			WEIGHT LBS	VOL FT3
			H	W	D		
	TD30J	3199	29	32	32	93	15
	TD22J	1872	29	23	23	70	8
	TD18J	1714	29	19	19	62	5


TD-M • Metal Drum Base

	PRODUCT CODE	PRICE	SIZE / INCHES			WEIGHT LBS	VOL FT3
			H	W	D		
	TD30M	2720	28	30	30	93	15
	TD22M	2563	28	22	22	70	8
	TD18M	2487	28	18	18	62	5


TTSQ • Metal Flat Plate Column Base

	PRODUCT CODE	PAINTED	BRUSHED CHROME	SIZE / INCHES			WEIGHT LBS	VOL FT3
				H	W	D		
	TTSQ30	2187	2274	28	30	30	80	14
	TTSQ23	1706	1792	28	23	23	55	12
	TTSQ18	1531	1618	28	18	18	45	8


TTSQ-BH • Metal Flat Plate Column Base - Bar Height

	PRODUCT CODE	PAINTED	BRUSHED CHROME	SIZE / INCHES			WEIGHT LBS	VOL FT3
				H	W	D		
	TTSQ23BH	1949	2038	40.5	23	23	75	14
	TTSQ18BH	1775	1862	40.5	18	18	65	10

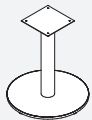
TRUM • Metal Trumpet Column Base

	PRODUCT CODE	PAINTED	BRUSHED CHROME	SIZE / INCHES			WEIGHT LBS	VOL FT3
				H	W	D		
	TRUM30	1136	1267	28	30	30	18	14
	TRUM24	700	831	28	24	24	16	12
	TRUM18	613	744	28	18	18	14	8

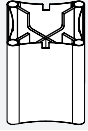
TRUM-BH • Metal Trumpet Column Base - Bar Height

	PRODUCT CODE	PAINTED	BRUSHED CHROME	SIZE / INCHES			WEIGHT LBS	VOL FT3
				H	W	D		
	TRUM24BH	1085	1186	40.5	24	24	26	14
	TRUM18BH	947	1048	40.5	18	18	24	16

F-P • Metal Flat Plate Base

	PRODUCT CODE	PAINTED	BRUSHED CHROME	SIZE / INCHES			WEIGHT LBS	VOL FT3
				H	W	D		
	F6P36	2797	3077	28	36	36	100	22
	F4P30	1788	1967	28	30	30	80	15
	F4P24	1360	1495	28	24	24	60	10
	F4P22	1322	1453	28	22	22	50	7
	F3P18	1266	1393	28	18	18	45	5

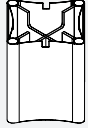
TEX • Wood Base with Metal Post and PVC Corner Detail



PRODUCT CODE	PRICE	SIZE / INCHES			WEIGHT LBS	VOL FT3
		H	W	D		
TEX30	2940	29	30	30	106	18
TEX24	1917	29	24	24	75	8
TEX18	1570	29	18	18	70	6

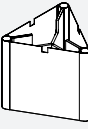
PVC Black or Tungsten

TEXL • Wood Base with Metal Post and Anodized Aluminum Corner Detail



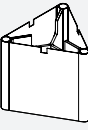
PRODUCT CODE	PRICE	SIZE / INCHES			WEIGHT LBS	VOL FT3
		H	W	D		
TEXL30	3090	29	30	30	106	18
TEXL24	2067	29	24	24	75	8
TEXL18	1720	29	18	18	70	6

TET • Wood Triangular Base with Metal Post and PVC Corner Detail



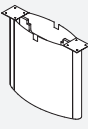
PRODUCT CODE	PRICE	SIZE / INCHES			WEIGHT LBS	VOL FT3
		H	W	D		
TET30	2210	29	32	27	78	14
TET24	1669	29	25	22	58	9
TET18	1249	29	19	17	45	5

TETL • Wood Triangular Base with Metal Post and Anodized Aluminum Corner Detail



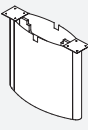
PRODUCT CODE	PRICE	SIZE / INCHES			WEIGHT LBS	VOL FT3
		H	W	D		
TETL30	2357	29	32	27	78	14
TETL24	1815	29	25	22	58	9
TETL18	1396	29	19	17	45	5

TE • Wood Elliptical Base with Metal Post and PVC End Detail



PRODUCT CODE	PRICE	SIZE / INCHES			WEIGHT LBS	VOL FT3
		H	W	D		
TE36	1642	28	36	7	60	6
TE30	1597	28	30	6	50	4
TE18	1539	28	18	5	30	2

TEL • Wood Elliptical Base with Metal Post and Anodized Aluminum End Detail



PRODUCT CODE	PRICE	SIZE / INCHES			WEIGHT LBS	VOL FT3
		H	W	D		
TEL36	1790	28	36	7	60	6
TEL30	1746	28	30	6	50	4
TEL18	1685	28	18	5	30	2

SM • Metal Post Leg



PRODUCT CODE	PAINTED	BRUSHED CHROME	SIZE / INCHES			WEIGHT LBS	VOL FT3
			H	W	D		
SM06	589	649	28	6 DIA	10	3	
SM04	442	486	28	4 DIA	7	1	
SM03	301	331	28	3 DIA	5	1	

SM-M • Metal Post Leg with Caster



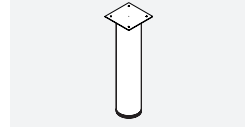
PRODUCT CODE	PAINTED	BRUSHED CHROME	SIZE / INCHES			WEIGHT LBS	VOL FT3
			H	W	D		
SM06M	658	723	28	6 DIA	10	3	
SM04M	495	545	28	4 DIA	7	1	
SM03M	356	393	28	3 DIA	5	1	

SN • Wood Post Leg



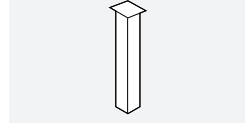
PRODUCT CODE	PRICE	SIZE / INCHES			WEIGHT LBS	VOL FT3
		H	W	D		
SN06	796	28	6 DIA	10	3	
SN04	551	28	4 DIA	7	1	
SN03	341	28	3 DIA	5	1	

SN-M • Wood Post Leg with Caster



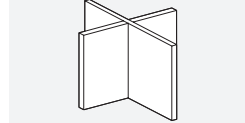
PRODUCT CODE	PRICE	SIZE / INCHES			WEIGHT LBS	VOL FT3
		H	W	D		
SN06M	988	28	6 DIA		10	3
SN04M	743	28	4 DIA		7	1
SN03M	532	28	3 DIA		5	1

SMS • Square Metal Post Leg



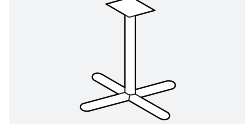
PRODUCT CODE	PAINTED	BRUSHED CHROME	SIZE / INCHES			WEIGHT LBS	VOL FT3
			H	W	D		
SMS4	367	405	28	4	4	7	1
SMS2.5	286	374	28	3	3	5	1

TX • Wood "X" Shape Slab Base



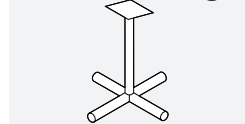
PRODUCT CODE	PRICE	SIZE / INCHES			WEIGHT LBS	VOL FT3
		H	W	D		
TX42	1811	28	42	3	180	20
TX36	1713	28	36	3	155	17
TX30	1233	28	30	3	133	15
TX22	1067	28	22	3	97	11

TZ • Four Prong Metal Base - Prongs are radiused at ends



PRODUCT CODE	PAINTED	BRUSHED CHROME	SIZE / INCHES			WEIGHT LBS	VOL FT3
			H	W	D		
TZ36	1026	1128	28	36	36	50	22
TZ26	856	942	28	26	26	45	11

TT • Four Prong Metal Base - Prongs are flat at ends



PRODUCT CODE	PAINTED	BRUSHED CHROME	SIZE / INCHES			WEIGHT LBS	VOL FT3
			H	W	D		
TT36	983	1080	28	36	36	40	22
TT26	814	893	28	26	26	36	11

TTFLTX • Metal Flat Bar Column Base



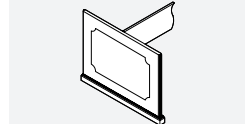
PRODUCT CODE	PAINTED	BRUSHED CHROME	SIZE / INCHES			WEIGHT LBS	VOL FT3
			H	W	D		
TTFLTX36	1837	2067	28	36	36	20	22
TTFLTX30	1791	2021	28	30	30	18	14
TTFLTX22	1723	1953	28	22	22	15	10

TH • Wood Slab Base and Stretcher



PRODUCT CODE	PRICE	SIZE / INCHES			WEIGHT LBS	VOL FT3
		H	W	D		
TH42	1872	28	42	3	148	2
TH36	1694	28	36	3	127	2
TH30	1233	28	30	3	106	2
TH22	1067	28	22	3	89	2

PTH-PB • Philadelphia Series Wood Slab Base and Stretcher



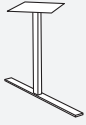
PRODUCT CODE	PRICE	SIZE / INCHES			WEIGHT LBS	VOL FT3
		H	W	D		
PTH42PB	2460	28	42	1	148	2
PTH36PB	2222	28	36	1	127	2
PTH30PB	1619	28	30	1	106	2
PTH22PB	1401	28	22	1	89	1

TTFL3P • Metal Flat Bar Three Prong Column Base



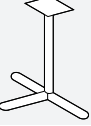
PRODUCT CODE	PAINTED	BRUSHED CHROME	SIZE / INCHES			WEIGHT LBS	VOL FT3
			H	W	D		
TTFL3P36	1723	1975	28.5	36		16	22
TTFL3P30	1700	1927	28.5	30		14	14
TTFL3P24	1653	1883	28.5	24		12	14
TTFL3P22	1629	1860	28.5	22		11	12
TTFL3P18	1607	1837	28.5	18		10	6

TTFLT • Metal Flat Bar Column Base



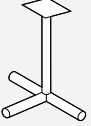
PRODUCT CODE	PAINTED	BRUSHED CHROME	SIZE / INCHES			WEIGHT LBS	VOL FT3
			H	W	D		
TTFLT36	1426	1607	28.5	36	14	3	
TTFLT30	1378	1562	28.5	30	12	2.5	
TTFLT24	1331	1517	28.5	24	10	2.5	
TTFLT22	1309	1493	28.5	22	9	2	
TTFLT18	1286	1470	28.5	18	8	1.5	

TZE • Three Prong Metal Base - Prongs are radiused at ends



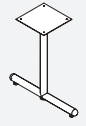
PRODUCT CODE	PAINTED	BRUSHED CHROME	SIZE / INCHES			WEIGHT LBS	VOL FT3
			H	W	D		
TZE36	865	949	28	36	36	45	22
TZE26	837	921	28	26	26	40	11

TTE • Three Prong Metal Base - Prongs are flat at ends



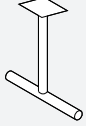
PRODUCT CODE	PAINTED	BRUSHED CHROME	SIZE / INCHES			WEIGHT LBS	VOL FT3
			H	W	D		
TTE36	820	902	28	36	36	36	22
TTE26	814	893	28	26	26	32	11

TZM • Two Prong Metal Base - Prongs are radiused at ends



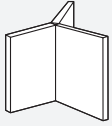
PRODUCT CODE	PAINTED	BRUSHED CHROME	SIZE / INCHES			WEIGHT LBS	VOL FT3
			H	W	D		
TZM36	548	603	28	36	36	35	22
TZM26	471	519	28	26	26	30	11

TTM • Two Prong Metal Base - Prongs are flat at ends



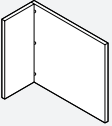
PRODUCT CODE	PAINTED	BRUSHED CHROME	SIZE / INCHES			WEIGHT LBS	VOL FT3
			H	W	D		
TTM36	515	530	28	36	36	28	22
TTM26	437	480	28	26	26	24	11

TW • Wood “Y” Shape Slab Base



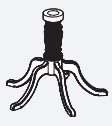
PRODUCT CODE	PRICE	SIZE / INCHES			WEIGHT LBS	VOL FT3
		H	W	D		
TW42	1521	28	42	4	140	20
TW36	1339	28	36	4	120	17
TW30	1098	28	30	4	100	15
TW22	866	28	22	4	73	11

TL • Wood “L” Shape Slab Base



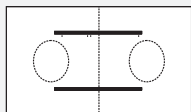
PRODUCT CODE	PRICE	SIZE / INCHES			WEIGHT LBS	VOL FT3
		H	W	D		
TL1236	875	28	36	12	49	7
TL1230	769	28	30	12	41	6
TL1224	712	28	24	12	33	5
TL1218	550	28	18	12	25	4
TL1212	439	28	12	12	13	2

PTQA • Philadelphia Series Wood Queen Anne Base



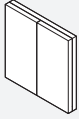
PRODUCT CODE	PRICE	SIZE / INCHES			WEIGHT LBS	VOL FT3
		H	W	D		
PTQA30	2516	28	30	30	73	15

TSUP • Metal Support Bars



PRODUCT CODE	PRICE	SIZE / INCHES			WEIGHT LBS	VOL FT3
		H	W	D		
TSUP102	957	2	102	1	19	1
TSUP96	898	2	96	1	18	1
TSUP90	831	2	90	1	17	1
TSUP84	768	2	84	1	16	1
TSUP78	703	2	78	1	15	1
TSUP72	639	2	72	1	14	1
TSUP66	575	2	66	1	13	1
TSUP60	514	2	60	1	12	1
TSUP54	449	2	54	1	11	1

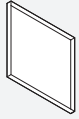
VB • Visual Board



PRODUCT CODE	PRICE	SIZE / INCHES			WEIGHT LBS	VOL FT3
		H	W	D		
VB4848E	2988	48	48	5	115	7
VB4848C	3871	48	48	5	115	7
VB4848G	3965	48	48	5	115	7

- Solid Wood Frame -Dovetail Joint

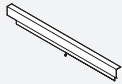
VB-O • Visual Board without Doors



PRODUCT CODE	PRICE	SIZE / INCHES			WEIGHT LBS	VOL FT3
		H	W	D		
VB4848O	2348	48	48	5	82	6

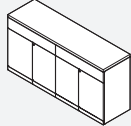
- Solid Wood Frame -Dovetail Joint

VBS • Visual Board Projection Screen



PRODUCT CODE	PRICE	SIZE / INCHES			WEIGHT LBS	VOL FT3
		H	W	D		
VBS	616	2	36	2	10	2

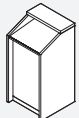
CB • Buffet Server Credenza with Doors and Drawers



PRODUCT CODE	PRICE					SIZE / INCHES			WEIGHT LBS	VOL FT3
	PB	K	M	V	U	H	W	D		
()CB9022H36	11481	10982	9983	9983	9484	36	90	22	440	44
()CB9020H36	10433	9980	9072	9072	8619	36	90	20	400	40
()CB7222H36	7289	6972	6338	6338	6022	36	72	22	330	33
()CB7220H36	6941	6639	6035	6035	5734	36	72	20	300	30
()CB6022H36	6682	6391	5810	5810	5520	36	60	22	275	28
()CB6020H36	6075	5811	5282	5282	5018	36	60	20	250	25

- If No Handle is specified DK25 is standard on Drawer Fronts. Doors will open with Touch Latch.
 - If silver Lock is specified, DK25 silver is standard
 - If black Lock is specified, DK25 oxide brass is standard
- If Philadelphia is specified DK25 is standard on Doors and Drawer Fronts
- For remaining Series, handles can be chosen from A.14

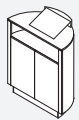
LEC • Lectern with Doors and 1 Adj. Shelf



PRODUCT CODE	PRICE					SIZE / INCHES			WEIGHT LBS	VOL FT3
	PB	K	M	V	U	H	W	D		
()LEC3624	5499	5260	4781	4781	4542	48	36	24	240	24
()LEC3024	4582	4383	3984	3984	3785	48	30	24	200	20
()LEC2424	3663	3504	3185	3185	3026	48	24	24	160	16

- If No Handle is specified doors will open with Touch Latch

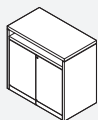
LEC-CURV • Lectern half round with Doors and white Decorative Panel



PRODUCT CODE	PRICE	SIZE / INCHES			WEIGHT LBS	VOL FT3
		H	W	D		
VLEC3620CURV	5795	48	36.5	20	210	22

- If No Handle is specified doors will open with Touch Latch
- White Decorative Panel is standard. For optional solid colours see A.13.
- LED Snake Light and Microphone is optional (see G.8)

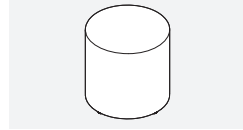
TV • Mobile Utility Table for projection, with Doors and 1 Adj. Shelf



PRODUCT CODE	PRICE					SIZE / INCHES			WEIGHT LBS	VOL FT3
	PB	K	M	V	U	H	W	D		
()TV3620M	3077	2943	2675	2675	2542	34	36	20	121	10

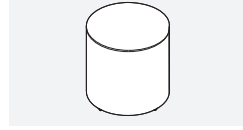
- If No Handle is specified doors will open with Touch Latch

TRO • Toronto Drum Occasional Table



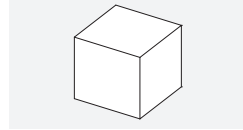
PRODUCT CODE	PRICE	SIZE / INCHES			WEIGHT LBS	VOL FT3
		H	W	D		
TRO36H20	1944	20	36	36	67	15
TRO30H20	1759	20	30	30	46	10
TRO22H20	1502	20	22	22	26	6
TRO18H20	1453	20	18	18	17	4
TRO36H17	1884	17	36	36	67	13
TRO30H17	1706	17	30	30	46	9
TRO22H17	1454	17	22	22	26	5
TRO18H17	1403	17	18	18	17	3

TRO-GL • Toronto Drum Occasional Table with 1/4" Clear Glass Top



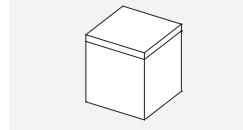
PRODUCT CODE	PRICE	SIZE / INCHES			WEIGHT LBS	VOL FT3
		H	W	D		
TRO36H20GL	3592	20	36	36	67	15
TRO30H20GL	2906	20	30	30	46	10
TRO22H20GL	2120	20	22	22	26	6
TRO18H20GL	1863	20	18	18	17	4
TRO36H17GL	3531	17	36	36	67	13
TRO30H17GL	2850	17	30	30	46	9
TRO22H17GL	2069	17	22	22	26	5
TRO18H17GL	1816	17	18	18	17	3

TRE • Toronto Cube Occasional Table



PRODUCT CODE	PRICE	SIZE / INCHES			WEIGHT LBS	VOL FT3
		H	W	D		
TRE36H20	1796	20	36	36	97	19
TRE30H20	1612	20	30	30	76	13
TRE22H20	1353	20	22	22	52	8
TRE18H20	1305	20	18	18	41	5
TRE36H17	1736	17	36	36	90	16
TRE30H17	1558	17	30	30	69	12
TRE22H17	1306	17	22	22	46	7
TRE18H17	1253	17	18	18	36	4

TRE-CU • Toronto Cube Occasional Table with Cushion



PRODUCT CODE	PRICE	SIZE / INCHES			WEIGHT LBS	VOL FT3
		H	W	D		
TRE18H20CU	1676	20	18	18	41	5

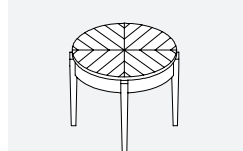
- Overall height of the Cube Table is 20", includes 2" Cushion
- Note: Seating Fabric Grade 2 is standard.
- Please visit: www.globalfurnituregroup.com and find your fabric selection under Resources - Fabrics & Finishes

DRO • Dakar Occasional Table



PRODUCT CODE	PRICE	SIZE / INCHES			WEIGHT LBS	VOL FT3
		H	W	D		
DRO36H20	1757	20	36	36	45	15
DRO30H20	1595	20	30	30	31	10
DRO22H20	1362	20	22	22	17	6
DRO18H20	1313	20	18	18	11	4
DRO36H17	1701	17	36	36	45	13
DRO30H17	1542	17	30	30	31	9
DRO22H17	1313	17	22	22	17	5
DRO18H17	1274	17	18	18	11	3

IRO • Istanbul Round Occasional Table



PRODUCT CODE	PRICE	SIZE / INCHES			WEIGHT LBS	VOL FT3
		H	W	D		
IRO38H20	2043	20	38	38	50	17
IRO32H20	1937	20	32	32	36	12
IRO24H20	1579	20	24	24	20	7
IRO20H20	1522	20	20	20	14	5
IRO38H17	1978	17	38	38	50	14
IRO32H17	1791	17	32	32	36	10
IRO24H17	1522	17	24	24	20	6
IRO20H17	1477	17	20	20	14	4

HRO • Hanover Round Occasional Table



PRODUCT CODE	PRICE	SIZE / INCHES			WEIGHT LBS	VOL FT3
		H	W	D		
HRO38H20	1944	20	38	38	50	17
HRO32H20	1843	20	32	32	36	12
HRO24H20	1502	20	24	24	20	7
HRO20H20	1453	20	20	20	14	5
HRO38H17	1884	17	38	38	50	14
HRO32H17	1706	17	32	32	36	10
HRO24H17	1453	17	24	24	20	6
HRO20H17	1405	17	20	20	14	4

IOV • Istanbul Oval Occasional Table



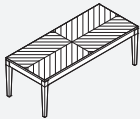
PRODUCT CODE	PRICE	SIZE / INCHES			WEIGHT LBS	VOL FT3
		H	W	D		
IOV4224H20	2455	20	42	24	35	12
IOV2418H20	2126	20	24	18	15	5
IOV4224H17	2384	17	42	24	35	10
IOV2418H17	2067	17	24	18	15	4

HOV • Hanover Oval Occasional Table



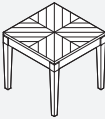
PRODUCT CODE	PRICE	SIZE / INCHES			WEIGHT LBS	VOL FT3
		H	W	D		
HOV4224H20	2340	20	42	24	35	12
HOV2418H20	2025	20	24	18	15	5
HOV4224H17	2270	17	42	24	35	10
HOV2418H17	1967	17	24	18	15	4

IRE • Istanbul Rectangular Occasional Table



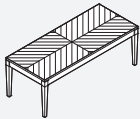
PRODUCT CODE	PRICE	SIZE / INCHES			WEIGHT LBS	VOL FT3
		H	W	D		
IRE5420H20	1802	20	54	20	38	13
IRE4820H20	1722	20	48	20	33	11
IRE4220H20	1639	20	42	20	24	10
IRE1824H20	1394	20	18	24	15	5
IRE5420H17	1752	17	54	20	38	11
IRE4820H17	1670	17	48	20	33	9
IRE4220H17	1591	17	42	20	24	8
IRE1824H17	1350	17	18	24	15	4

IRE • Istanbul Square Occasional Table



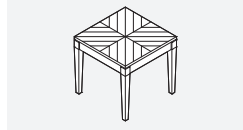
PRODUCT CODE	PRICE	SIZE / INCHES			WEIGHT LBS	VOL FT3
		H	W	D		
IRE3636H20	1566	20	36	36	45	15
IRE3030H20	1497	20	30	30	31	10
IRE2424H20	1439	20	24	24	20	7
IRE1818H20	1341	20	18	18	11	4
IRE3636H17	1522	17	36	36	45	13
IRE3030H17	1455	17	30	30	31	9
IRE2424H17	1398	17	24	24	20	6
IRE1818H17	1302	17	18	18	11	3

HRE • Hanover Rectangular Occasional Table



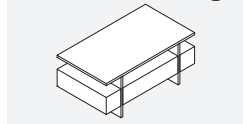
PRODUCT CODE	PRICE	SIZE / INCHES			WEIGHT LBS	VOL FT3
		H	W	D		
HRE5420H20	1720	20	54	20	38	13
HRE4820H20	1639	20	48	20	33	11
HRE4220H20	1561	20	42	20	24	10
HRE1824H20	1327	20	18	24	15	5
HRE5420H17	1671	17	54	20	38	11
HRE4820H17	1591	17	48	20	33	9
HRE4224H17	1515	17	42	20	24	8
HRE1824H17	1286	17	18	24	15	4

HRE • Hanover Square Occasional Table



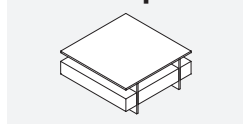
PRODUCT CODE	PRICE	SIZE / INCHES			WEIGHT LBS	VOL FT3
		H	W	D		
HRE3636H20	1494	20	36	36	45	15
HRE3030H20	1428	20	30	30	31	10
HRE2424H20	1373	20	24	24	20	7
HRE1818H20	1277	20	18	18	11	4
HRE3636H17	1453	17	36	36	45	13
HRE3030H17	1388	17	30	30	31	9
HRE2424H17	1331	17	24	24	20	6
HRE1818H17	1240	17	18	18	11	3

REGL • Rectangular Occasional Table with 1/2" Tempered Glass Top



PRODUCT CODE	PRICE	SIZE / INCHES			WEIGHT LBS	VOL FT3
		H	W	D		
REGL4820H15	2281	15	48	20	129	11
REGL3620H15	2145	15	36	20	105	9

REGL • Square Occasional Table with 1/2" Tempered Glass Top



PRODUCT CODE	PRICE	SIZE / INCHES			WEIGHT LBS	VOL FT3
		H	W	D		
REGL3636H15	2281	15	36	36	175	15
REGL3030H15	2145	15	30	30	130	11
REGL2424H15	1953	15	24	24	80	7

IRE • Istanbul Parson Table



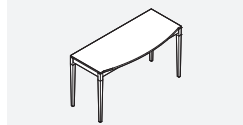
PRODUCT CODE	PRICE	SIZE / INCHES			WEIGHT LBS	VOL FT3
		H	W	D		
IRE5420H29	2357	29	54	20	45	18

HRE • Hanover Parsons Table



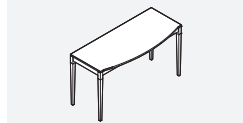
PRODUCT CODE	PRICE	SIZE / INCHES			WEIGHT LBS	VOL FT3
		H	W	D		
HRE5420H29	2244	29	54	20	45	18

IMRE • Istanbul Parson Bow Table



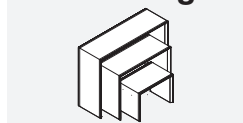
PRODUCT CODE	PRICE	SIZE / INCHES			WEIGHT LBS	VOL FT3
		H	W	D		
IMRE5420H29	2595	29	54	20	45	18

HMRE • Hanover Parson Bow Table



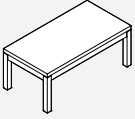
PRODUCT CODE	PRICE	SIZE / INCHES			WEIGHT LBS	VOL FT3
		H	W	D		
HMRE5420H29	2472	29	54	20	45	18

KSP • Nesting Table Set with Mitred Corners



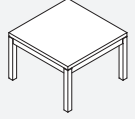
PRODUCT CODE	PRICE	SIZE / INCHES			WEIGHT LBS	VOL FT3
		H	W	D		
SET 1						
KSP4818H36	2532	36	48	18	94	22
KSP3618H27	1900	27	36	18	85	17
KSP2418H17	1689	17	24	18	50	6
SET 2						
KSP4218H36	2217	36	42	18	90	20
KSP3018H27	1584	27	30	18	81	14
KSP1818H17	949	17	18	18	45	5
SET 3						
KSP3618H36	1900	36	36	18	85	17
KSP2818H27	1478	27	28	18	80	14
KSP2018H17	1057	17	20	18	47	5

CT-L2 • Rectangular Coffee Table with 2" Square Legs



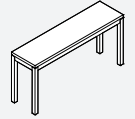
PRODUCT CODE	PRICE					SIZE / INCHES			WEIGHT	VOL
	PB	K	M	V	U	H	W	D	LBS	FT3
CT4222H17L2	1725	1649	1497	1497	1423	17	42	22	71	9

CT-L2 • Square Coffee Table with 2" Square Legs



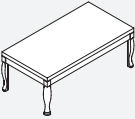
PRODUCT CODE	PRICE					SIZE / INCHES			WEIGHT	VOL
	PB	K	M	V	U	H	W	D	LBS	FT3
CT3030H20L2	1725	1649	1497	1497	1423	20	30	30	79	10

ST • Sofa Table with 2" Square Legs



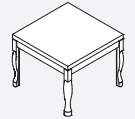
PRODUCT CODE	PRICE					SIZE / INCHES			WEIGHT	VOL
	PB	K	M	V	U	H	W	D	LBS	FT3
ST6016H29	3311	3164	2881	2881	2737	29	60	16	113	16

QACT • Queen Anne Rectangular Coffee Table



PRODUCT CODE	PRICE					SIZE / INCHES			WEIGHT	VOL
	PB	K	M	V	U	H	W	D	LBS	FT3
QACT4222H17	3445					17	42	44	40	6

QAET • Queen Anne Square Coffee Table



PRODUCT CODE	PRICE					SIZE / INCHES			WEIGHT	VOL
	PB	K	M	V	U	H	W	D	LBS	FT3
QAET2424H20	2758					20	24	24	64	9

TEAM COLLABORATION CENTRE • GENERAL INFORMATION

Team Collaboration Centre Detailing:

Collaboration Centre Tops are edgebanded with solid walnut, cherry, maple, oak that band edge tops 1/8" ("U" Edge) wide by an overall thickness of 1 3/8".

For 29" Desk Height the Backpanel Height will be 65".
For 42" Desk Height the Backpanel Height will be 72".

Pedestal Bases and Aprons are offered in LP Laminate. Standard colours available are:

- Black: 159560LP
- Custom Grey (Silver): S548LP
- Designer White: S645LP

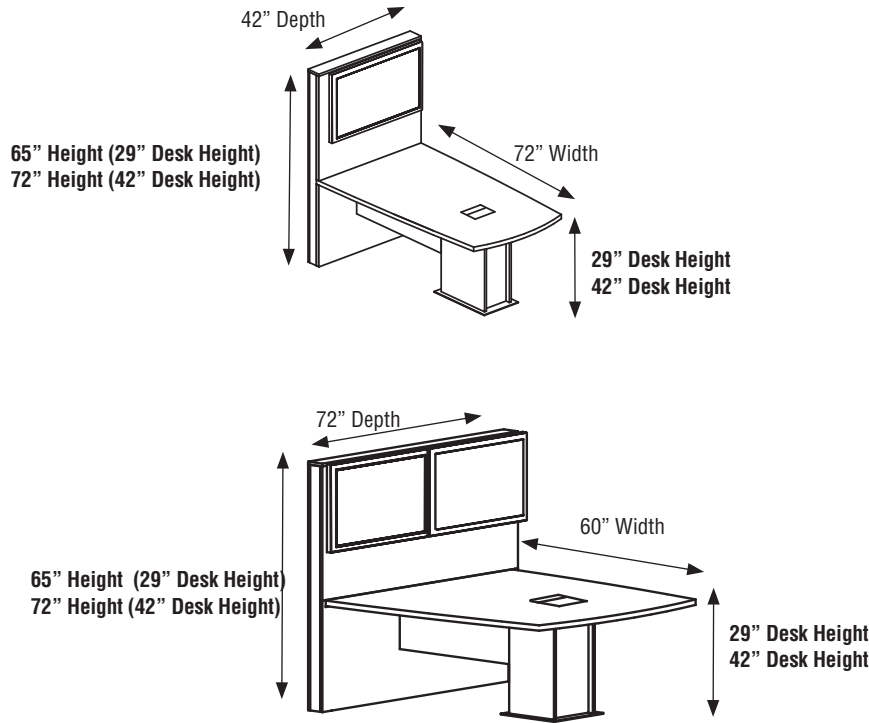
Decorative Metal Baseplate is included. Standard colours available are:

- Black (E)
- Tungsten (Silver) (K)
- Brushed Chrome (P) (Surcharge will apply)
- White (Designer White) (DWTT)

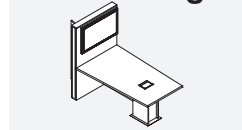
All Team Collaboration Centre are equipped with a ESMR201A and a HDMI Switch, as well as

TV Mount Hardware (FVMED)

Note: Monitors are not included!

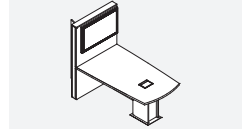


TWE-U • Wedge Shaped Collaboration Centre with Full Back and Mono Base



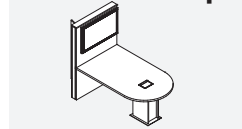
PRODUCT CODE	PRICE	SIZE / INCHES			WEIGHT LBS	VOL FT3
		H	W	D		
TWE7242H2965U	11695	65/29	72	42	280	26
TWE6072H2965U	13389	65/29	60	72	406	40
TWE7242H4272U	12773	72/42	72	42	303	30
TWE6072H4272U	14617	72/42	60	72	424	45

TBOBE-U • Boat Shaped Collaboration Centre with Full Back and Mono Base



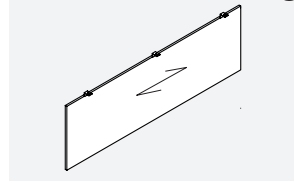
PRODUCT CODE	PRICE	SIZE / INCHES			WEIGHT LBS	VOL FT3
		H	W	D		
TBOBE7242H2965U	11843	65/29	72	42	280	26
TBOBE6072H2965U	13536	65/29	60	72	406	40
TBOBE7242H4272U	12919	72/42	72	42	303	30
TBOBE6072H4272U	14765	72/42	60	72	424	45

TD-U • "D" Shaped Collaboration Centre with Full Back and Mono Base



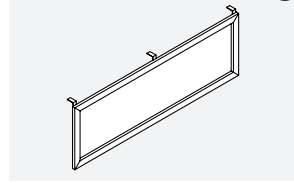
PRODUCT CODE	PRICE	SIZE / INCHES			WEIGHT LBS	VOL FT3
		H	W	D		
TD7242H2965U	11843	65/29	72	42	280	26
TD6072H2965U	13536	65/29	60	72	406	40
TD7242H4272U	12919	72/42	72	42	303	30
TD6072H4272U	14765	72/42	60	72	424	45

CMP-W • Wood Straight Modesty Panel hanging from Top



PRODUCT CODE	PRICE	SIZE / INCHES			WEIGHT LBS	VOL FT ³
		H	W	D		
CMP72W	1195	18	67		20	1
CMP66W	1157	18	61		18	1
CMP60W	1137	18	55		16	1
CMP54W	1118	18	49		14	1
CMP48W	1101	18	43		13	1

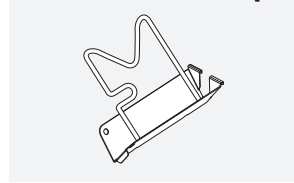
CMP-G • Glass Straight Modesty Panel hanging from Top



PRODUCT CODE	PRICE	SIZE / INCHES			WEIGHT LBS	VOL FT ³
		H	W	D		
CMP72G	2153	18	67		20	1
CMP66G	2034	18	61		18	1
CMP60G	1859	18	55		16	1
CMP54G	1733	18	49		14	1
CMP48G	1653	18	43		13	1

- Aluminum framed glass modesty panel with frosted glass is standard
- For white back painted glass, please contact Customer Service for pricing

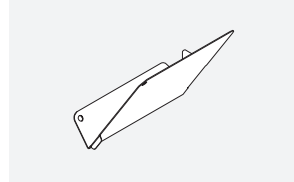
BAFS01 • Metal Flip Sorter - Accessory Rail mounted



PRODUCT CODE	PRICE	SIZE / INCHES			WEIGHT LBS	VOL FT ³
		H	W	D		
BAFS01	41	9.25	2.75	9.25	0.6	0.14

- Please specify the Metal Colour: Black (E), Tungsten (K) or Designer White (DWT)
- Rail mounted Metal Flip Sorter comes with nickel plated wire

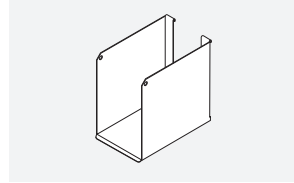
BASS01 • Metal Slant Sorter - Accessory Rail mounted



PRODUCT CODE	PRICE	SIZE / INCHES			WEIGHT LBS	VOL FT ³
		H	W	D		
BASS01R	36	9.5	5	10.25	1	0.28
BASS01L	36	9.5	5	10.25	1	0.28

- Please specify the Metal Colour: Black (E), Tungsten (K) or Designer White (DWT)

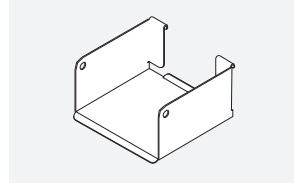
BABB01 • Metal Binder Bin - Accessory Rail mounted



PRODUCT CODE	PRICE	SIZE / INCHES			WEIGHT LBS	VOL FT ³
		H	W	D		
BABB01	58	9	4	10.25	1.85	0.21

- Please specify the Metal Colour: Black (E), Tungsten (K) or Designer White (DWT)

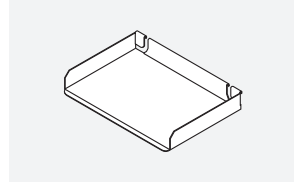
BAMB01 • Metal Media Bin - Accessory Rail mounted



PRODUCT CODE	PRICE	SIZE / INCHES			WEIGHT LBS	VOL FT ³
		H	W	D		
BAMB01	43	3	5.75	5.25	0.8	0.05

- Please specify the Metal Colour: Black (E), Tungsten (K) or Designer White (DWT)

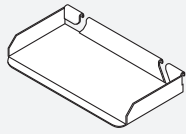
BALT01 • Metal Letter Tray - Accessory Rail mounted



PRODUCT CODE	PRICE	SIZE / INCHES			WEIGHT LBS	VOL FT ³
		H	W	D		
BALT01	43	2	13.5	9.25	0.5	0.15
BALT01LGL	58					

- Please specify the Metal Colour: Black (E), Tungsten (K) or Designer White (DWT)

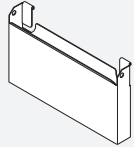
BAUT01 • Metal Utility Tray - Accessory Rail mounted



PRODUCT CODE	PRICE	SIZE / INCHES			WEIGHT LBS	VOL FT3
		H	W	D		
BAUT01	33	1	8.5	3.75	0.5	0.02

• Please specify the Metal Colour: Black (E), Tungsten (K) or Designer White (DWT)

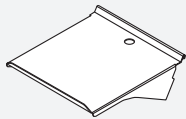
BAPP01 • Metal Paper Pocket - Accessory Rail mounted



PRODUCT CODE	PRICE	SIZE / INCHES			WEIGHT LBS	VOL FT3
		H	W	D		
BAPP01	72	9	16	2.75	2	0.25

• Please specify the Metal Colour: Black (E), Tungsten (K) or Designer White (DWT)

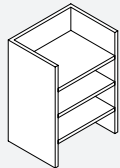
BATH01 • Telephone Holder - Accessory Rail mounted



PRODUCT CODE	PRICE	SIZE / INCHES			WEIGHT LBS	VOL FT3
		H	W	D		
BATH01	68	2	9	10	2	0.26

• Please specify the Metal Colour: Black (E), Tungsten (K) or Designer White (DWT)

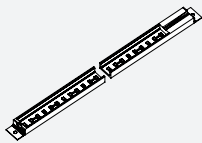
CPH-H16 • Paper Organizer, Legal & Letter Format



PRODUCT CODE	PRICE	SIZE / INCHES			WEIGHT LBS	VOL FT3
		H	W	D		
CPH161226	815	27	16	12	20	3
CPH161223	689	23	16	12	18	3
CPH161219	524	20	16	12	15	2
CPH131226	660	27	13	12	16	2
CPH131223	560	23	13	12	15	2
CPH131219	424	20	13	12	12	2

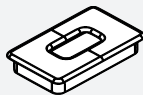
• Please specify the Metal Colour: Black (E), Tungsten (K) or Designer White (DWT)

LED • LED Light



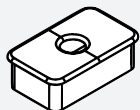
PRODUCT CODE	PRICE	SIZE / INCHES			WEIGHT LBS	VOL FT3
		H	W	D		
FLED48	628	1	48	1	1	1
FLED36	509	1	36	1	1	1
FLED24	384	1	24	1	1	1

GM5 • Rectangular Grommet - Metal



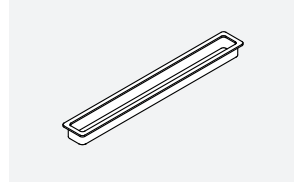
PRODUCT CODE	PRICE	SIZE / INCHES			WEIGHT LBS	VOL FT3
		H	W	D		
GM5E (Black)	85		3.5	2		
GM5K (Tungsten)	85		3.5	2		

GM5-P • Rectangular Grommet - Plastic



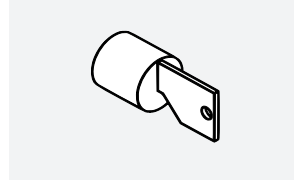
PRODUCT CODE	PRICE	SIZE / INCHES			WEIGHT LBS	VOL FT3
		H	W	D		
GM5EP (Black)	48		3.5	2		
GM5KP (Tungsten)	48		3.5	2		

GM17 • Ventilation Grommet



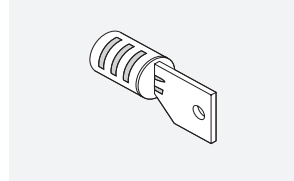
PRODUCT CODE	PRICE	SIZE / INCHES			WEIGHT LBS	VOL FT3
		H	W	D		
GM17 (Black)	97	1	17	2		

LO • Lock Assembly



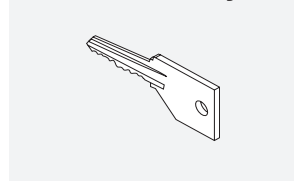
PRODUCT CODE	PRICE	SIZE / INCHES			WEIGHT LBS	VOL FT3
		H	W	D		
LO (Black)	110		3.5	2		
LO/C (Tungsten)	110		3.5	2		

LOB • Lock Drum with Key



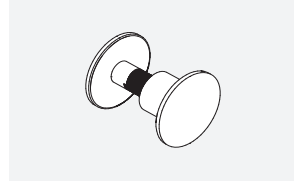
PRODUCT CODE	PRICE	SIZE / INCHES			WEIGHT LBS	VOL FT3
		H	W	D		
LOB (Black)	18					
LOB/C (Tungsten)	18					

LOCK • Lock Key



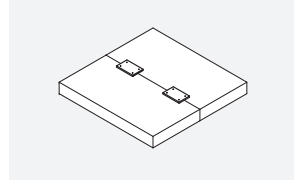
PRODUCT CODE	PRICE	SIZE / INCHES			WEIGHT LBS	VOL FT3
		H	W	D		
LOCK	12					

QC • Quick Connector



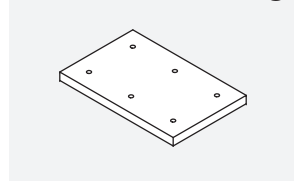
PRODUCT CODE	PRICE	SIZE / INCHES			WEIGHT LBS	VOL FT3
		H	W	D		
QC	9					

MP-53 • Set of 2 Mending Plates



PRODUCT CODE	PRICE	SIZE / INCHES			WEIGHT LBS	VOL FT3
		H	W	D		
MP-53 (Black)	24	0.5	5	3	3	2

DCW • Counter Weight for Pedestal and Lateral Files



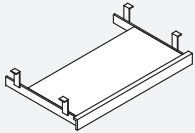
PRODUCT CODE	PRICE	SIZE / INCHES			WEIGHT LBS	VOL FT3
		H	W	D		
DCW35	253	1	35	18	52	1
DCW30	131	1	30	18	46	1
DCW15	120	1	15	18	25	1

LFR • Reinforced Bottom for Lateral File



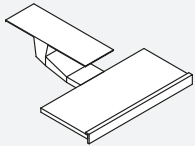
PRODUCT CODE	PRICE	SIZE / INCHES			WEIGHT LBS	VOL FT3
		H	W	D		
LFR36 (Black)	215	1	36	18	12	1
LFR30 (Black)	182	1	30	18	10	1
LFR1520 (Black)	117	1	12	20	4	1
LFR1518 (Black)	105	1	12	18	4	1

KD • Keyboard Drawer with Slides



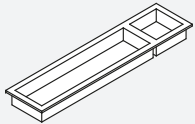
PRODUCT CODE	PRICE	SIZE / INCHES			WEIGHT LBS	VOL FT3
		H	W	D		
KD30	765	1	30	10	16	1
KD22	688	1	22	10	12	1

AKD • Fully Adjustable Keyboard Surface



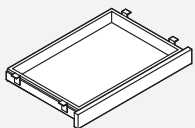
PRODUCT CODE	PRICE	SIZE / INCHES			WEIGHT LBS	VOL FT3
		H	W	D		
AKD30	1063	1	30	10	24	1
AKD22	988	1	22	10	18	1

PT • Plastic Pencil Tray



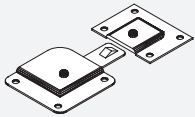
PRODUCT CODE	PRICE	SIZE / INCHES			WEIGHT LBS	VOL FT3
		H	W	D		
PT (Black)	13	1	12.5	3	2	1

CD • Desk and Credenza Centre Drawer



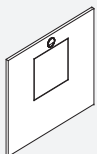
PRODUCT CODE	PRICE	SIZE / INCHES			WEIGHT LBS	VOL FT3
		H	W	D		
CD	573	2	23	21	8	1

TGANG • Table Hang Support



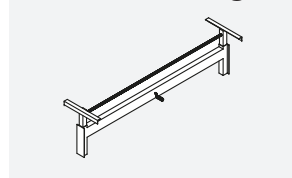
PRODUCT CODE	PRICE	SIZE / INCHES			WEIGHT LBS	VOL FT3
		H	W	D		
TGANG (Black)	101	1	4	2.5		

ADD • Back Panel Access Door

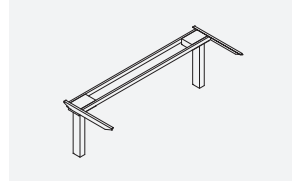


PRODUCT CODE	PRICE	SIZE / INCHES			WEIGHT LBS	VOL FT3
		H	W	D		
ADD1818	659	18	18		5.5	1
ADD1212	550	12	12		2.5	1

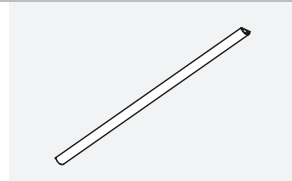
AM • Manual Height Adjustment Mechanism, Factory Installed



PRODUCT CODE	PRICE	SIZE / INCHES			WEIGHT LBS	VOL FT3
		H	W	D		
AM (Black)	3141	24-34	30-72	1	12	3

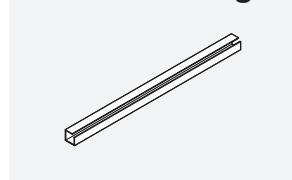


PRODUCT CODE	PRICE	SIZE / INCHES			WEIGHT LBS	VOL FT3
		H	W	D		
AME (Black)	3399					



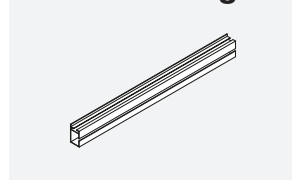
PRODUCT CODE	PRICE	SIZE / INCHES			WEIGHT LBS	VOL FT3
		H	W	D		
WH24 (Black)	64	24	1	1	1	1

C2M • Wire Management Track



PRODUCT CODE	PRICE	SIZE / INCHES			WEIGHT LBS	VOL FT3
		H	W	D		
C2M72 (Black)	94	2	72	2	1.8	1
C2M60 (Black)	79	2	60	2	1.5	1
C2M48 (Black)	64	2	48	2	1.2	1
C2M36 (Black)	48	2	36	2	0.9	1
C2M24 (Black)	34	2	24	2	0.6	1
C2M12 (Black)	18	2	12	2	0.3	1

CM • Wire Management Track



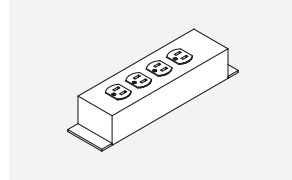
PRODUCT CODE	PRICE	SIZE / INCHES			WEIGHT LBS	VOL FT3
		H	W	D		
CM72 (Black)	190	4	72	2	1.2	1
CM60 (Black)	157	4	60	2	1.0	1
CM48 (Black)	127	4	48	2	0.8	1
CM36 (Black)	97	4	36	2	0.6	1
CM24 (Black)	67	4	24	2	0.4	1
CM12 (Black)	36	4	12	2	0.2	1

VVACSBLK • Wire Management Snake



PRODUCT CODE	PRICE	SIZE / INCHES			WEIGHT LBS	VOL FT3
		H	W	D		
VVACSBLK (Black)	238	39	2	2	3	0.5

PB • Power Bar with 4 Simplex Receptacles, 8' Cord



PRODUCT CODE	PRICE	SIZE / INCHES			WEIGHT LBS	VOL FT3
		H	W	D		
PB	227	2	10	2	1	1

DSRTMCS401 • Recessed Power Block



PRODUCT CODE	PRICE		SIZE / INCHES			WEIGHT	VOL
			H	W	D	LBS	FT3
	578	B = Black	4.86	10.78	4.22	4.3	.51
	578	T = Tungsten	4.86	10.78	4.22	4.3	.51
DSRTMCS401W	578	W = Designer White	4.86	10.78	4.22	4.3	.51

- Single sided recessed power block with 1 regular duplex and 1 data knock-out on top, 1 power duplex on bottom. 10 ft power cord with straight plug.
- Telecom plates ordered separately.
- Cutout for each Recessed power block is available at an upcharge \$91.

DSRTMCS421 • Recessed Power Block



PRODUCT CODE	PRICE		SIZE / INCHES			WEIGHT	VOL
			H	W	D	LBS	FT3
DSRTMCS421B	759	B = Black	4.86	10.78	4.22	4.5	.51
DSRTMCS421T	759	T = Tungsten	4.86	10.78	4.22	4.5	.51
DSRTMCS421W	759	W = Designer White	4.86	10.78	4.22	4.5	.51

- Single sided recessed power block with 1 power & USB A+C duplex and 1 data knock-out on top, 1 power duplex on bottom. USB Type A port charges max 2.4 amps at 5V and Type C port charges max 3 amps at 5V. 10 ft power cord with straight plug.
- Telecom plates ordered separately.
- Cutout for each Recessed power block is available at an upcharge \$91.

DSRTMCD602 • Recessed Power Block



PRODUCT CODE	PRICE		SIZE / INCHES			WEIGHT	VOL
			H	W	D	LBS	FT3
DSRTMCD602B	660	B = Black	4.86	10.78	6.22	5.9	.51
DSRTMCD602T	660	T = Tungsten	4.86	10.78	6.22	5.9	.51
DSRTMCD602W	660	W = Designer White	4.86	10.78	6.22	5.9	.51

- Double sided recessed power block with 2 regular power duplexes and 2 data knock-outs on top, 1 power duplex on bottom. 10 ft power cord with straight plug.
- Telecom plates ordered separately.
- Cutout for each Recessed power block is available at an upcharge \$91.

DSRTMCD622 • Recessed Power Block



PRODUCT CODE	PRICE		SIZE / INCHES			WEIGHT	VOL
			H	W	D	LBS	FT3
DSRTMCD622B	831	B = Black	4.86	10.78	6.22	6.1	.51
DSRTMCD622T	831	T = Tungsten	4.86	10.78	6.22	6.1	.51
DSRTMCD622W	831	W = Designer White	4.86	10.78	6.22	6.1	.51

- Double sided recessed power block with 1 regular power duplex, 1 power & USB A+C duplex and 2 data knock-outs on top, 1 power duplex on bottom. USB Type A port charges max 2.4 amps at 5V and Type C port charges max 3 amps at 5V. 10 ft power cord with straight plug.
- Telecom plates ordered separately.
- Cutout for each Recessed power block is available at an upcharge \$91.

DSRTMCD642 • Recessed Power Block



PRODUCT CODE	PRICE		SIZE / INCHES			WEIGHT	VOL
			H	W	D	LBS	FT3
DSRTMCD642B	1001	B = Black	4.86	10.78	6.22	6.3	.51
DSRTMCD642T	1001	T = Tungsten	4.86	10.78	6.22	6.3	.51
DSRTMCD642W	1001	W = Designer White	4.86	10.78	6.22	6.3	.51

- Double sided recessed power block with 2 power & USB A+C duplexes and 2 data knock-outs on top, 1 power duplex on bottom. USB Type A port charges max 2.4 amps at 5V and Type C port charges max 3 amps at 5V. 10 ft power cord with straight plug.
- Telecom plates ordered separately.
- Cutout for each Recessed power block is available at an upcharge \$91.

ABLBB • Telcom Plate



PRODUCT CODE	PRICE	SIZE / INCHES			WEIGHT LBS	VOL FT3
		H	W	D		
ABLBB	283					

- Black telcom plate with two RJ45 cat 6 data


ABLBBBB • Telcom Plate



PRODUCT CODE	PRICE	SIZE / INCHES			WEIGHT LBS	VOL FT3
		H	W	D		
ABLBBBB	552					

- Black telcom plate with four RJ45 cat 6 data


ABLABC514 • Telcom Plate



PRODUCT CODE	PRICE	SIZE / INCHES			WEIGHT LBS	VOL FT3
		H	W	D		
ABLABC514	441					

- Black telcom plate with one RJ11 cat 3 phone, one RJ45 cat 6 data, one mini stereo and 15 pin HD VGA

ABLC51L • Telcom Plate



PRODUCT CODE	PRICE	SIZE / INCHES			WEIGHT LBS	VOL FT3
		H	W	D		
ABLC51L	629					

- Black telcom plate with one mini stereo, one 15 pin HD VGA and one HDMI


ABLABC45 • Telcom Plate



PRODUCT CODE	PRICE	SIZE / INCHES			WEIGHT LBS	VOL FT3
		H	W	D		
ABLABC45	493					

- Black telcom plate with one RJ11 cat 3 phone, one RJ45 cat 6 data and one HDMI

ABL102102 • Telcom Plate



PRODUCT CODE	PRICE	SIZE / INCHES			WEIGHT LBS	VOL FT3
		H	W	D		
ABL102102	257					

- Black telcom plate with two USB

LIG • LED Snake Light with dimmer



PRODUCT CODE	PRICE	SIZE / INCHES			WEIGHT LBS	VOL FT3
		H	W	D		
LIG400	316	13	6.5	2.5	1	1



PRODUCT CODE	PRICE	SIZE / INCHES			WEIGHT	VOL
		H	W	D	LBS	FT3
MIC400	827	24	2	2	1	1

Global offices in Canada

Head Office

560 Supertest Road
Toronto, Ontario
M3J 2M6
T (416) 650-6500

Toronto Sales Office

1350 Flint Road
Toronto, Ontario
M3J 2J7
T (416) 661-3660

Moncton

268 Coverdale Road
Riverview, New Brunswick
E1B 3J2
T (506) 858-8383

Showrooms

Calgary

237 8 Avenue SE, Suite 302
Calgary, Alberta
T2G 5C3
T (403) 250-7770

Montreal

(Temporary location)
2020 Trans Canada Highway, Suite 306
Dorval, Quebec
H9P 2N4
T (514) 866-4331

Ottawa

251 Laurier Avenue West, Suite 400
Ottawa, Ontario
K1P 5J6
T (613) 234-2881
Please call ahead to book an appointment.

Edmonton

10158 103 Street NW, Suite 201
Edmonton, Alberta
T5J 0X6
T (780) 444-8922

Toronto

1350 Flint Road
Toronto, Ontario
M3J 2J7
T (416) 661-3660

Vancouver

675 West Hastings Street, Suite 1000
Vancouver, British Columbia
V6B 1N2
T (604) 432-1701

Halifax

1061 Marginal Road, Suite 120
Halifax, Nova Scotia
B3H 4P7
T (902) 422-7434

Toronto - The Blueprint

(MetroCentre)
200 Wellington Street West, Suite 1602
Toronto, Ontario
M5V 3C7

Winnipeg

111 Lombard Avenue, Suite 220
Winnipeg, Manitoba
R3B 0T4
T (204) 925-3350

